



# Medicaid Innovation Accelerator Program (IAP)



**Information Session:  
Reducing Substance Use  
Disorders**

**2018 Technical Support  
Opportunities for States**

**May 2, 2018**

**1:00 PM-2:00 PM ET**

**IAP** | Medicaid Innovation  
Accelerator Program

# Logistics for the webinar

- All lines will be muted
- To participate in a polling question, exit out of “full screen” mode
- Use the chat box on your screen to ask a question or leave a comment
  - Note: chat box will not be seen if you are in “full screen” mode

# Welcome!

Karen LLanos

Director, Medicaid Innovation Accelerator Program

Center for Medicaid and CHIP Services (CMCS)

Centers for Medicare and Medicaid Services (CMS)

# Reducing Substance Use Disorders

## IAP Team

**Director:** Karen Llanos, Medicaid IAP

**SUD Lead:** Tyler Sadwith, Disabled & Elderly Health Programs,  
Center for Medicaid and CHIP Services, CMS

**IBM Watson Health:** Lavonia LeBeau, Joan MacIlsac, Amy  
Windham, Mustafa Karakus, Brian Burwell, Lisa Patton, Chipper  
Dean, Lauren Hughey

Technical  
Assistance  
Collaborative: John  
O'Brien, Colette  
Croze, Mady Chalk

Suzanne Fields

Parker Dennison:  
Susan Parker

Health  
Management  
Associates: Gina  
Eckart

HealthDataViz:  
Sandy Lawson,  
Katherine Rowell,  
Dan Benevento,  
Janet Steeger,  
Cambria Brown

# Polling Question #1

Poll of Webinar Participants (organizational affiliation)

- State Medicaid agency
- Single state agency for substance abuse
- Other state agency
- Health care provider
- Health plan/managed care organization
- Advocacy organization
- Other

# Agenda

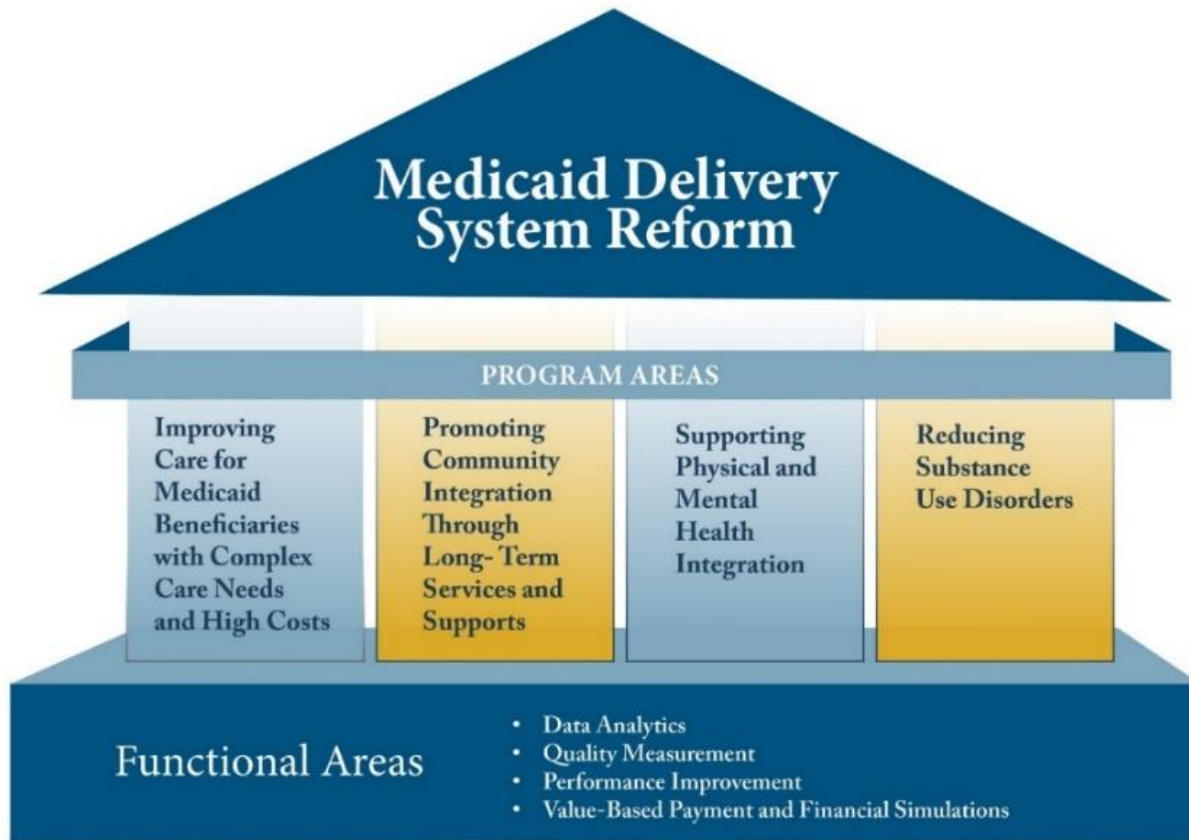
- What is the Medicaid Innovation Accelerator Program?
- Overview of Reducing Substance Use Disorders (SUD) Program Area
  - Recent IAP SUD Efforts for Medicaid agencies
  - 2018 IAP SUD Opportunities for Medicaid agencies
- How to Apply for Technical Support

# Medicaid IAP

- Four year commitment by CMS to build state capacity and support ongoing innovation in Medicaid through targeted technical assistance\*
- A CMMI-funded program that is led by and lives in CMCS
- Supports states' and HHS delivery system reform efforts
  - The end goal for IAP is to increase the number of states moving towards delivery system reform across program priorities
- Not a grant program; targeted technical assistance

\* IAP refers to “technical assistance” as “support”, “program support” or “technical support”.

# IAP Program and Functional Areas





# Reducing Substance Use Disorders: Technical Support Goals

- Support states as they develop program, payment and system interventions to reduce SUD
- Provide technical support to Medicaid agencies to improve the care and outcomes for individuals with SUD and to address the opioid crisis

# Types of Technical Support

- Direct program support, learning opportunities, and resources for SUD Medicaid delivery system reform for state Medicaid agencies
- Multi-tiered approach:
  - National learning opportunities
  - Collaborative learning opportunities
  - Individualized learning opportunities
  - Tools, resources, and targeted technical support
  - Section 1115 SUD strategic design support

# Recent IAP SUD Efforts

- [2015 High Intensity Learning Collaborative \(HILC\) website](https://www.medicaid.gov/state-resource-center/innovation-accelerator-program/program-areas/reducing-substance-use-disorders/high-intensity-learning/index.html)  
(<https://www.medicaid.gov/state-resource-center/innovation-accelerator-program/program-areas/reducing-substance-use-disorders/high-intensity-learning/index.html>)
- IAP SUD provided six HILC states:
  - Technical support to tailor solutions around state specific needs
  - Assistance in defining measurable goals for their IAP SUD work
  - Virtual monthly meetings, in-person workshops, and one-on-one technical support
  - Strategic planning support related to SUD 1115 demonstrations

# Recent IAP SUD Efforts

- **Targeted Learning Opportunities website**  
(<https://www.medicaid.gov/state-resource-center/innovation-accelerator-program/program-areas/reducing-substance-use-disorders/targeted-learning/index.html>)
  - Web-based learning series and follow-up discussions to support SUD delivery system reform planning for states
- **Content areas:**
  - Increasing SUD Provider Capacity
  - Integration of Primary Care and SUD Services
  - Incorporating SUD into Managed Care Contracts
  - Using Data for Further State Goals
  - Performance Metrics
  - Benefit Design
  - Pay-For-Performance

# Recent IAP SUD Efforts (con't)

- [National Dissemination Strategy website](https://www.medicaid.gov/state-resource-center/innovation-accelerator-program/program-areas/reducing-substance-use-disorders/tools-and-resources/index.html)  
(<https://www.medicaid.gov/state-resource-center/innovation-accelerator-program/program-areas/reducing-substance-use-disorders/tools-and-resources/index.html>)
  - Sharing “best of” IAP SUD products to a national audience
- National webinars
  - Clinical Pathways & Payment Bundles for Medication-Assisted Treatment (MAT)
  - Introduction to ASAM Criteria for Clinical and Program Standards
  - Assessing SUD Provider and Service Capacity
  - Strategies for Enhancing SUD Treatment Workforce Skills
  - Medicaid Value-Based Payment Approaches for SUD
  - Emergency Department Treatment and Follow-up Strategies for Opioid Use Disorder (OUD)

# Recent IAP SUD Efforts (con't)

- [Strategic Tools and Resources](https://www.medicaid.gov/state-resource-center/innovation-accelerator-program/program-areas/reducing-substance-use-disorders/tools-and-resources/index.html) (<https://www.medicaid.gov/state-resource-center/innovation-accelerator-program/program-areas/reducing-substance-use-disorders/tools-and-resources/index.html>)
  - ASAM Criteria Resources Guide
  - MAT Clinical Pathway and Rate Design Tools
- [1115 SUD Strategic Design Support](https://www.medicaid.gov/state-resource-center/innovation-accelerator-program/program-areas/reducing-substance-use-disorders/1115-sud-demonstrations/index.html) (<https://www.medicaid.gov/state-resource-center/innovation-accelerator-program/program-areas/reducing-substance-use-disorders/1115-sud-demonstrations/index.html>)
  - California, Massachusetts, Maryland, Virginia, West Virginia, Indiana, Kentucky (approved)
  - Michigan (pending)
  - ASAM Criteria, network assessments, MAT analytics, evaluation

# Question or Comments?

- Please use the chat box on your screen to ask a question or leave a comment
  - Note: chat box will not be seen if you are in “full screen” mode

# 2018 IAP SUD Technical Support Opportunities



Strategic Tools and Resources

Collaborative Learning Opportunities

Individualized Technical Support Opportunities



# Strategic Tools and Resources (Under Development)

- 1115 SUD Demonstration one-pagers
- Key Features of MAT Brief
  - Programmatic features of effective MAT service delivery models currently in use in state Medicaid programs
  - Follow-up to the previously developed [MAT Clinical Pathway and Rate Design tools](https://www.medicaid.gov/state-resource-center/innovation-accelerator-program/program-areas/reducing-substance-use-disorders/tools-and-resources/index.html) (<https://www.medicaid.gov/state-resource-center/innovation-accelerator-program/program-areas/reducing-substance-use-disorders/tools-and-resources/index.html>)
- SUD Managed Care Inventory
  - Promising examples of managed care contracting language currently used by state Medicaid programs to purchase SUD services

# Opioid Data Dashboards Flash Track: Overview

## Opioid Data Dashboards Flash Track

- Accelerated support opportunity with frequent individualized technical support from subject matter experts to help states move toward their goals.
- June 2018 - September 2018
- Goals:
  - Produce a preliminary data dashboard, a plan for a dashboard, or a prototype/mock-up for a section of a dashboard on SUD/ODU in Medicaid
  - Convey the “how-to” and utility of developing a data dashboard to display performance on core results for a target audience

# Opioid Data Dashboards Flash Track: Content

- Outlining the goals, key questions, audience and potential content of the data dashboard
- Identifying data sources, their availability and current use
- Assessing data quality
- Creating indicators and functional specifications
- Using best practices in data visualization
- Creating infographics
- Designing effective dashboards

# Opioid Data Dashboards Flash Track: Technical Support

- State Support Team
  - Each state will be assigned at least two dedicated members of the contracting team to provide SUD subject matter expertise, project management and data visualization support.
- Two Cohort-Wide Webinars and State-to-State Learning Opportunities
  - Designing and Creating Useful Dashboards
  - Best Practices in Data Visualization
- Regular 1:1 coaching calls
  - Technical support meetings offered every other week
- State-to-State discussion opportunity

# Sample Dashboard: Arizona

- Key Measures:
  - Opioid overdose hospitalizations and fatalities
    - Locations
    - Behavioral health referrals
  - Opioid prescriptions
  - Neonatal abstinence syndrome
  - Naloxone administration
    - Locations
    - Who administered
- [Arizona Department of Health Services Opioid Epidemic website](http://www.azdhs.gov/prevention/womens-childrens-health/injury-prevention/opioid-prevention/index.php) (<http://www.azdhs.gov/prevention/womens-childrens-health/injury-prevention/opioid-prevention/index.php>)

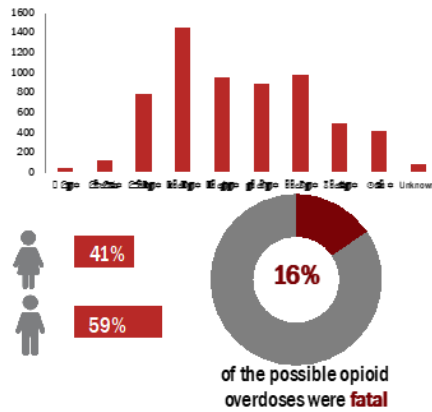
# Sample Dashboard: Arizona

## Opioid Report

June 15 – March 1, 2018

### Opioid Overdoses & Deaths

**6,200** possible opioid overdoses reported



### Neonatal Abstinence Syndrome

**615** Arizona babies born with possible drug-related withdrawal symptoms

### Naloxone

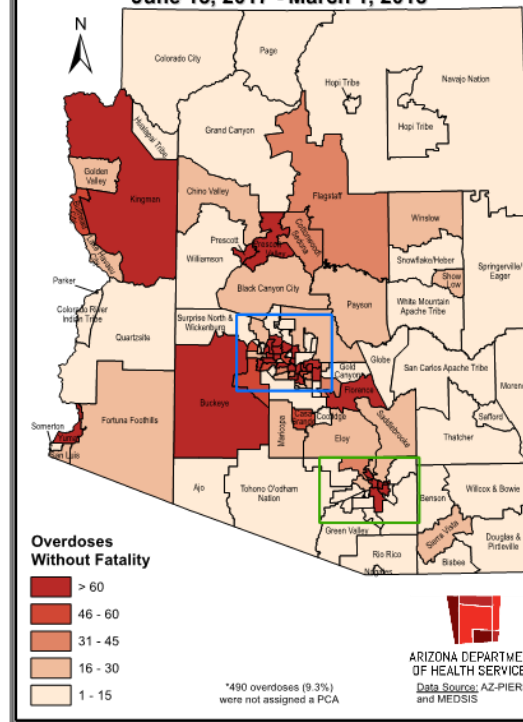
**4,072**

naloxone doses administered outside of the hospital by emergency medical services, law enforcement, and others

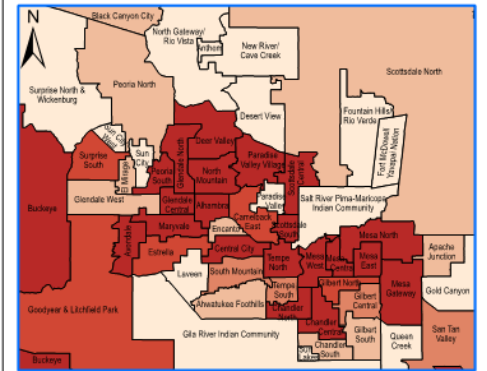
**9,329**

naloxone kits distributed to the public by pharmacies

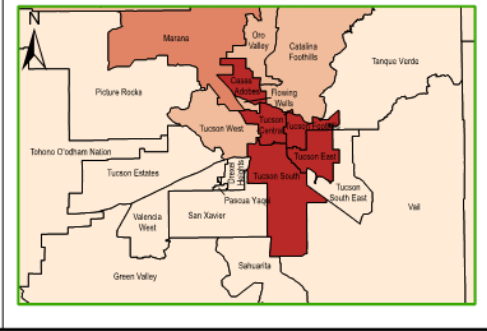
### Number of Suspected Opioid Overdose Related Events Without Fatality by Primary Care Area (PCA), June 15, 2017 - March 1, 2018\*



### Metro Phoenix



### Metro Tucson



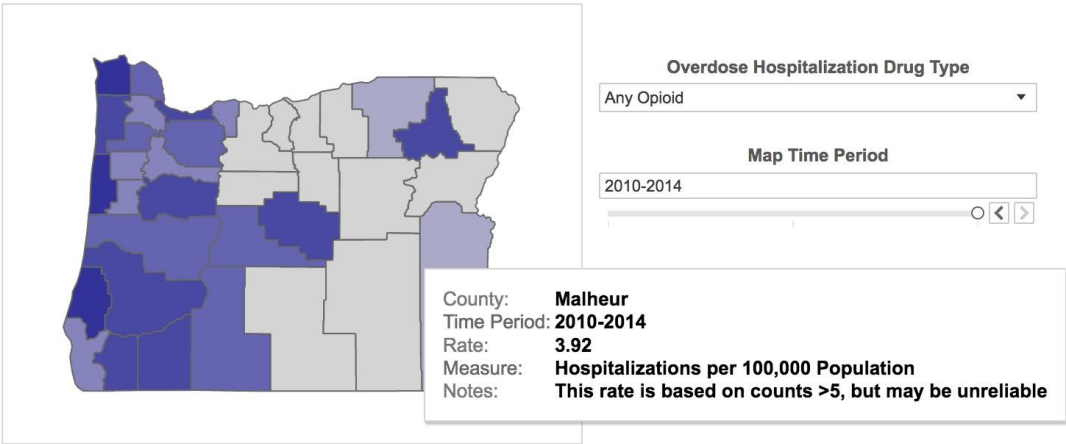
# Sample Dashboard: Oregon

- Key Measures:
  - Opioid prescriptions
  - Naloxone administration
  - Overdose hospitalizations
  - Opioid and drug-related deaths
  - Non-pharmaceutical fentanyl deaths
- [Oregon Health Authority Opioid Data Dashboard website](http://www.oregon.gov/oha/ph/preventionwellness/substanceuse/opioids/pages/data.aspx)  
(<http://www.oregon.gov/oha/ph/preventionwellness/substanceuse/opioids/pages/data.aspx>)

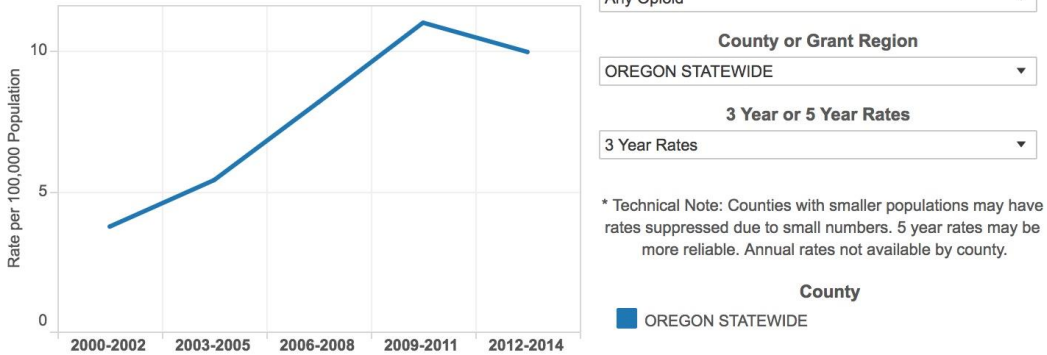
# Sample Dashboard: Oregon

res PDMP Measures EMS Naloxone Overdose Hospitalization Overdose Deaths - Vital Records Over

## Oregon Drug Overdose Hospitalizations



## Hospitalizations by County





# Sample Dashboard: Rhode Island

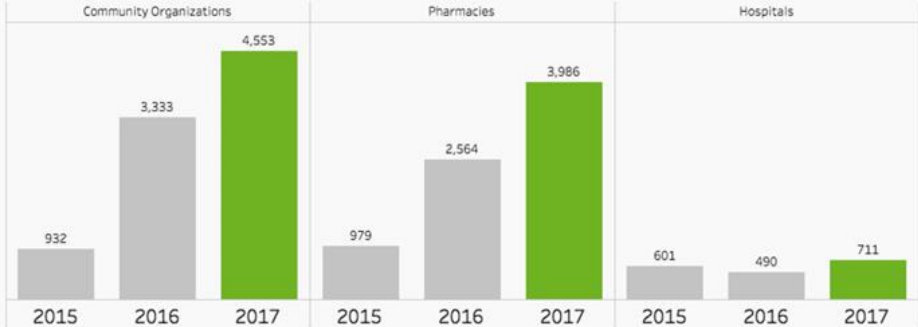
- Key Measures:
  - Overdose deaths
  - Emergency department visits
  - Treatment admissions
  - MAT
  - Naloxone
- [Prevent Overdose RI website](http://preventoverdoseri.org/) (<http://preventoverdoseri.org/>)

# Sample Dashboard: Rhode Island

## We need naloxone in every town in Rhode Island

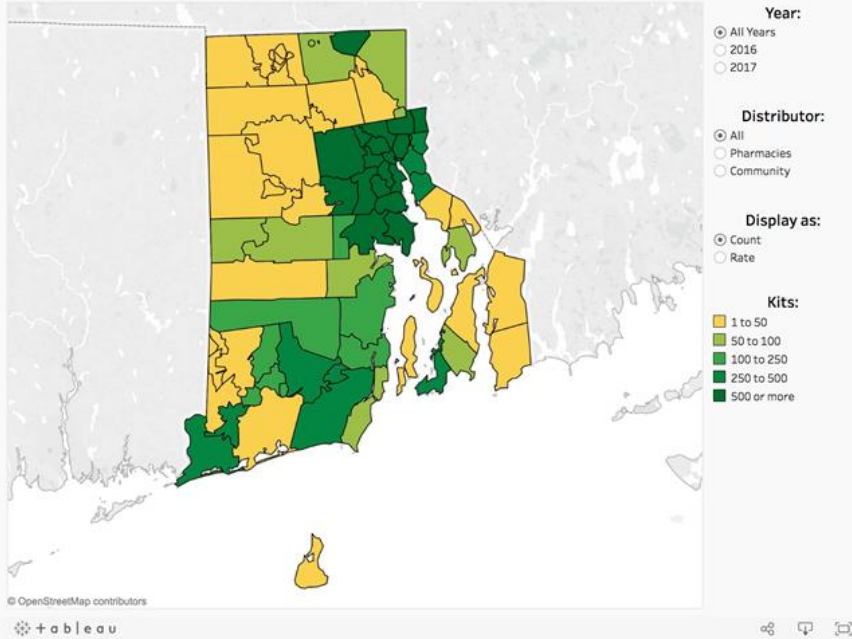
In our state, community programs and pharmacies are working hard to get naloxone into the hands of people who need it. This bar chart shows us how many kits of naloxone were handed out or dispensed in 2015 and 2016. The map below shows us where the naloxone kits were handed out in our state.

Naloxone Distribution Breakdown in Rhode Island (2015 - 2017)



Note: Data updated quarterly

Pharmacy and Community-Based Naloxone Distribution in Rhode Island (2016 - 2017)



Note: Data updated quarterly  
 Note: The number of naloxone kits distributed may be under-reported and is subject to change

# Opioid Data Dashboards Flash Track: State Selection Factors

- Commitment from the State Medicaid Director
- Designation of a senior leader from the Medicaid agency as the team lead, who will oversee and be accountable for the state's participation
- Core team of at least one program expert and one data expert who have access to Medicaid data
- Inclusion of team members from the state's single state agency for substance abuse or other relevant state agencies

# Opioid Data Dashboards Flash Track: State Selection Factors (con't)

- Ability to clearly articulate technical support needs
- Capacity to begin work shortly after selection for technical support; and
- Assurance that team members will have sufficient time and resources for this effort

# Opioid Data Dashboards Flash Track: Commitment

Participating states will commit to:

- Identify staff who will remain involved as core participants throughout the Flash Track
- Include both program experts and data experts in the Flash Track team composition
- Perform the data dashboard development activities supported through the Flash Track
- Participate in regular cross-state discussion opportunities to discuss progress and intended next steps.

# Data Dashboards Flash Track: How to Apply

- Submit a completed Expression of Interest form to [sudcmcs@us.ibm.com](mailto:sudcmcs@us.ibm.com) by **Friday, May 25, 2018**

# Data Dashboards Flash Track: Key dates

May 25, 2018  
Expression of  
interest due

June 1, 2018  
States selected  
and informed

June 2018-  
September 2018  
Data Dashboards  
Flash Track

# Additional Technical Support Available for States

## Rapid Response on Best Practices

- 3-5 day turnaround responses to state requests for strong examples of Medicaid SUD activities

## MAT Model and Payment Design

- Support states interested in designing comprehensive MAT service delivery models and corresponding payment approaches, using previously developed IAP SUD resources

## 1115 SUD Strategic Design Support

- Support to states as they develop their proposal and implementation plan



# Section 1115 SUD Demonstration Proposals: Strategic Design Support

- State Medicaid Director letter #15-003 issued July 2015
- State Medicaid Director (SMD) letter #17-003 issued November 2017
  - [SMD Letter #17-003 Guidance](https://www.medicaid.gov/federal-policy-guidance/downloads/smd17003.pdf) (<https://www.medicaid.gov/federal-policy-guidance/downloads/smd17003.pdf>)
  - [SMD Letter #17-003 Presentation](https://www.medicaid.gov/medicaid/benefits/downloads/bhs/sota-sud-smdl-slides.pdf) (<https://www.medicaid.gov/medicaid/benefits/downloads/bhs/sota-sud-smdl-slides.pdf>)
  - Additional flexibilities
  - Standardized quality monitoring, reporting and evaluation
  - 1115 SUD strategic design support available to states under IAP

# Section 1115 SUD Demonstration

## Proposals: Strategic Design Support (con't)

- IAP can provide strategic design and technical support to Medicaid agencies as they:
  - Assess their 1115 SUD milestones and implementation plan criteria
  - Review benefits package design
  - Assess their program guidance for fidelity to industry standards
  - Consider their network assessment and development plan approaches
  - Identify their MAT data analytics and delivery strategies

# Technical Support Opportunities: How to Apply

- Send an email to [SUDCMS@us.ibm.com](mailto:SUDCMS@us.ibm.com) with your state information and a description of the type of support requested
  - Rapid Response
  - MAT Model/Payment Design
  - 1115 SUD Strategic Support
- States may request to receive technical support in more than one area
- Based on available resources

# Webinar Questions or Comments?

- Please use the chat box on your screen to ask a question or leave a comment
  - Note: chat box will not be seen if you are in “full screen” mode

# Polling Question #2

Based on what you heard today, is your state interested in the Opioid Data Dashboard Flash Track?

- Yes
- No
- Maybe

# Questions?

---

Email [SUDCMS@us.ibm.com](mailto:SUDCMS@us.ibm.com) or [Tyler.Sadwith@cms.hhs.gov](mailto:Tyler.Sadwith@cms.hhs.gov)

# Contact Information

---

Tyler Sadwith

Health Insurance Specialist & IAP SUD Lead

Center for Medicaid and CHIP Services, CMS

[Tyler.Sadwith@cms.hhs.gov](mailto:Tyler.Sadwith@cms.hhs.gov)

# Thank you!

---

Thank you for joining today's webinar!

Please take a moment to complete a short feedback survey.