

Medicaid and CHIP National Summary of Renewal Outcomes – June 2024 and National Summary to Date

September 2024

National Summary of Renewal Outcomes

- This National Summary of Renewal Outcomes provides an overview of Medicaid and Children’s Health Insurance Program (CHIP) renewal data since March 2023, when states began resuming their regular processes for renewing individuals’ coverage after the end of the Families First Coronavirus Response Act (FFCRA) Medicaid continuous enrollment condition.
- States must submit specific metrics about Medicaid and CHIP renewals initiated and completed for a cohort in a given month using the “Unwinding Eligibility and Enrollment Data Reporting Template” (Unwinding Data Report).
- The data in this summary include metrics required by the Consolidated Appropriations Act, 2023 (CAA, 2023), as well as other state-reported data and calculations that provide additional context to understand renewal outcomes.
- For more information on this data set as well as methodologies and limitations, see the Data Sources and Metrics Definitions Overview under the [“Understanding the Data” tab](#).
- State-specific notes for the data can be found in the [Medicaid and CHIP CAA Reporting Metrics](#).
- Additional data are available at [Medicaid.gov/unwinding-data](https://www.Medicaid.gov/unwinding-data).

Context and Data Notes: Understanding Renewal Timelines & Reporting

- **Medicaid and CHIP renewal outcomes are reported by cohort.** States report outcomes for all individuals in the month in which renewals for the cohort are due, even if some renewals were completed in a prior month.
- **States began unwinding in February, March, or April 2023** by initiating their first cohort of renewals. Due to a number of factors, including state adoption of mitigation strategies, delays in procedural disenrollments, or state adoption of other CMS-approved strategies, states will complete unwinding-related renewals at different times. Please see [Preliminary State Timelines document](#).
- Starting with the February 2024 reporting period, national renewal data will no longer reflect only work done as part of unwinding processes and will begin to reflect routine renewal processing as well.
- In the June 2024 reporting period, state-reported data may reflect (1) routine renewal initiation data, (2) unwinding renewal initiation or outcome data, or (3) a combination of unwinding renewal initiation and outcome data, as well as routine renewal initiation data.

Context and Data Notes: Understanding Renewal Timelines & Reporting *(cont'd)*

- **The length of states' renewal process varies.** Most states take between 45 and 90 days to complete renewals for a cohort. As a result, states are completing renewals on different schedules and will report outcomes in different months.
- During their unwinding periods, states have had flexibility in how to distribute Medicaid and CHIP renewals, and nearly half of states (22) elected to conduct renewals for individuals identified by the state as likely ineligible for Medicaid and/or CHIP in the early months of unwinding.
- For more information on state renewal timelines and prioritization of renewals, please [see 2023 State Timelines for Initiating Unwinding-Related Renewals](#).

Context and Data Notes: Interpreting Renewal Outcomes

- Multiple factors, including state-adopted mitigations and other strategies, may influence renewal outcomes and reporting in a state. For example:
 - States with an *ex parte* mitigation strategy that uses data sources to complete a renewal after a form is sent may report those renewals as completed based on the return of a renewal form and underreport the number of individuals renewed on an *ex parte* basis.
 - Some states are temporarily holding some or all procedural terminations as a mitigation strategy to ensure compliance with federal renewal requirements or have voluntarily implemented a strategy to delay procedural terminations to conduct additional outreach. These states may report zero procedural terminations and/or a significantly higher share of pending renewals at the end of a reporting month.
 - Some states have restored eligibility for people initially found ineligible due to systems or other errors. This is frequently not identifiable in the data.
 - State-specific data will vary based on states' unwinding timelines and whether a state has completed unwinding-related renewals.
- Please consider these factors, states' distribution and prioritization of renewals, and other information when interpreting renewal outcomes and comparing information across states. Data limitations in the [Medicaid and CHIP CAA Reporting Metrics](#) provide additional state-specific information.
- For additional information, see:
 - [COVID-19 PHE Unwinding Section 1902\(e\)\(14\)\(A\) Waiver Approvals](#), and
 - [Summary of State Mitigation Strategies for Complying with Medicaid Renewal Requirements](#)

Context and Data Notes: Holding Procedural Terminations

- Among states that had a cohort of unwinding-related renewals due in the following month(s), these states paused some or all procedural terminations:
 - **March 2023 cohort:** ID
 - **April 2023 cohort:** ID, OK, and WY
 - **May 2023 cohort:** DE, KS, KY, ME, WV, and WY
 - **June 2023 cohort:** AR, DC, DE, IA, IL, KS, KY, ME, MI, MN, MO, NJ, NY, OK, SC, WV, and WY
 - **July 2023 cohort:** AR, DC, DE, IA, IL, KS, KY, ME, MI, MN, MO, NJ, NY, OK, SC, and WY
 - **August 2023 cohort:** DC, DE, IL, KS, KY, MD, ME, MI, NJ, NY, SC, and VA
 - **September 2023 cohort:** AK, CO, DC, DE, HI, ID, IL, KS, KY, MD, ME, MI, NH, NJ, NM, NV, NY, OR, SC, VA, VT, and WV
 - **October 2023 cohort:** AK, CO, DC, DE, IL, KS, KY, MD, ME, MI, MN, NH, NJ, NM, NV, NY, OR, VT, and WV
 - **November 2023 cohort:** AK, CO, DC, DE, IL, KS, KY, ME, MI, MN, NH, NJ, NM, NV, NY, OR, and VT
 - **December 2023 cohort:** AK, CO, DC, DE, IL, KS, KY, ME, MI, MN, NH, NJ, NM, NV, NY, OR, and VT
 - **January 2024 cohort:** AK, CO, DC, DE, IL, KS, KY, ME, MI, NH, NM, NY, OR, and VT
 - **February 2024 cohort:** AK, CO, DC, DE, IL, KS, KY, ME, MI, NH, NM, NY, and OR
 - **March 2024 cohort:** AK, CO, DC, DE, IL, KS, KY, ME, MI, NH, NJ, NM, NY, and OR
 - **April 2024 cohort:** AK, CO, DC, DE, IL, KS, KY, ME, MI, NH, NJ, NM, NY, OR, and VT
 - **May 2024 cohort:** AK, CO, DC, DE, IL, KS, KY, ME, MI, NH, NJ, NM, and NY
 - **June 2024 cohort:** AK, CO, DC, DE, KS, KY, ME, MI, NH, NM, and NY
- States report renewal outcomes by cohort in the month the renewal is due. In most states, the effective date for procedural terminations is the beginning of the following month in which the renewal was due (e.g., procedural terminations for renewals due and reported in the month of March would have an effective termination date of April 1).

June 2024 National and State Renewal Outcome Data

Monthly Data Reports | Medicaid

National Summary of Outcomes of Medicaid and CHIP Renewals Due in June 2024

	Number	Percent of beneficiaries due for renewal in the reporting month
Total number of beneficiaries due for renewal in the reporting month	5,252,164	100.0%
Beneficiaries due for renewal in the reporting month whose coverage was renewed	3,840,445	73.1%
Renewed for Medicaid or CHIP on an <i>ex parte</i> basis (based on available information)	2,885,136	54.9% (75.1% of total renewed)
Renewed for Medicaid or CHIP based on return of a renewal form	955,309	18.2% (24.9% of total renewed)
Beneficiaries due for renewal in the reporting month whose coverage was terminated	902,755	17.2%
Determined ineligible for Medicaid or CHIP based on the return of a renewal form	313,370	6.0% (34.7% of total terminated)
Terminated from Medicaid or CHIP for a procedural or administrative reason	589,385	11.2% (65.3% of total terminated)
Beneficiaries due for renewal in the reporting month whose renewal was pending at the end of the month	508,964	9.7%

These data represent the outcome of renewals due in June 2024 (effective July 1st, 2024). Numbers and percentages may not sum due to rounding.

Medicaid/CHIP Renewal Outcomes, by State (June 2024)

State	Total Due for Renewal in June	Among the Total Number of Medicaid/CHIP Beneficiaries Due for Renewal in June 2024:							
		Number Renewed in Medicaid/CHIP	Percent Renewed in Medicaid/CHIP*	Percent Renewed on an <i>Ex Parte</i> Basis* (i.e., based on available information)	Number Terminated from Medicaid/CHIP	Percent Terminated from Medicaid/CHIP*	Percent Terminated for a Procedural Reason*	Number of Renewals Pending at the End of the Month	Percent Pending at the End of the Month
AK	28,805	12,542	43.5%	35.6%	2,135	7.4%	1.2%	14,128	49.0%
AL	125,138	89,607	71.6%	42.8%	33,106	26.5%	17.3%	2,425	1.9%
AR	49,980	41,666	83.4%	69.4%	7,403	14.8%	10.8%	911	1.8%
AZ	211,009	168,244	79.7%	72.6%	37,929	18.0%	13.2%	4,836	2.3%
CA	834,620	667,179	79.9%	69.5%	51,695	6.2%	4.6%	115,746	13.9%
CO	71,640	54,582	76.2%	49.1%	13,649	19.1%	12.2%	3,409	4.8%
CT	74,145	64,367	86.8%	80.1%	7,022	9.5%	3.5%	2,756	3.7%
DC	17,689	13,619	77.0%	67.9%	2,857	16.2%	13.5%	1,213	6.9%
DE	12,566	8,593	68.4%	47.5%	3,737	29.7%	21.9%	236	1.9%
FL	167,862	102,696	61.2%	35.5%	44,694	26.6%	15.6%	20,472	12.2%
GA	220,737	133,134	60.3%	48.3%	78,217	35.4%	20.6%	9,386	4.3%
HI	69,297	57,460	82.9%	65.7%	10,429	15.0%	11.5%	1,408	2.0%
IA	51,421	35,819	69.7%	50.0%	10,805	21.0%	16.9%	4,797	9.3%
ID	23,875	13,547	56.7%	39.7%	10,186	42.7%	37.1%	142	0.6%
IL	181,997	150,875	82.9%	72.8%	15,152	8.3%	6.3%	15,970	8.8%
IN	131,415	102,985	78.4%	69.6%	7,071	5.4%	3.5%	21,359	16.3%
KS	21,095	10,117	48.0%	24.3%	1,103	5.2%	0.1%	9,875	46.8%
KY	58,959	41,336	70.1%	64.5%	13,187	22.4%	20.3%	4,436	7.5%
LA	109,054	89,799	82.3%	73.0%	15,979	14.7%	10.0%	3,276	3.0%
MA	47,958	42,396	88.4%	80.0%	4,801	10.0%	4.9%	761	1.6%
MD	118,542	81,021	68.3%	52.7%	33,797	28.5%	25.2%	3,724	3.1%
ME	20,267	19,122	94.4%	37.8%	543	2.7%	0.2%	602	3.0%
MI	133,432	105,353	79.0%	63.7%	3,203	2.4%	0.5%	24,876	18.6%
MN	72,654	59,250	81.6%	71.0%	13,404	18.4%	10.7%	0	0.0%
MO	78,194	50,303	64.3%	59.8%	15,697	20.1%	18.1%	12,194	15.6%
MS	49,409	42,482	86.0%	27.1%	6,689	13.5%	11.1%	238	0.5%

*Percentages calculated as a share of the total number of beneficiaries due for renewal in the reporting month. AK, CO, DC, DE, KS, KY, ME, MI, NH, NM, and NY held some or all procedural terminations for renewals due in June.

Medicaid/CHIP Renewal Outcomes, by State (June 2024) (cont'd)

State	Total Due for Renewal in June	Among the Total Number of Medicaid/CHIP Beneficiaries Due for Renewal in June 2024:							
		Number Renewed in Medicaid/CHIP	Percent Renewed in Medicaid/CHIP*	Percent Renewed on an <i>Ex Parte</i> Basis* (i.e., based on available information)	Number Terminated from Medicaid/CHIP	Percent Terminated from Medicaid/CHIP*	Percent Terminated for a Procedural Reason*	Number of Renewals Pending at the End of the Month	Percent Pending at the End of the Month
MT	20,079	10,841	54.0%	42.2%	3,420	17.0%	13.3%	5,818	29.0%
NC	222,454	154,275	69.4%	69.0%	11,943	5.4%	4.5%	56,236	25.3%
ND	7,924	6,072	76.6%	42.2%	1,520	19.2%	12.2%	332	4.2%
NE	24,409	14,050	57.6%	41.5%	2,627	10.8%	3.8%	7,732	31.7%
NH	10,319	9,019	87.4%	79.6%	921	8.9%	7.7%	379	3.7%
NJ	123,935	52,245	42.2%	35.8%	25,046	20.2%	16.7%	46,644	37.6%
NM	34,458	27,497	79.8%	43.2%	6,553	19.0%	11.4%	408	1.2%
NV	82,057	60,995	74.3%	68.5%	21,062	25.7%	22.4%	0	0.0%
NY	419,452	298,722	71.2%	42.4%	105,544	25.2%	12.1%	15,186	3.6%
OH	223,740	190,119	85.0%	76.4%	22,612	10.1%	7.5%	11,009	4.9%
OK	51,289	29,732	58.0%	28.8%	19,860	38.7%	36.5%	1,697	3.3%
OR	55,107	31,483	57.1%	5.2%	21,639	39.3%	23.9%	1,985	3.6%
PA	198,472	120,244	60.6%	9.4%	28,763	14.5%	6.1%	49,465	24.9%
RI	11,569	8,642	74.7%	72.1%	1,545	13.4%	8.7%	1,382	11.9%
SC	153,867	97,705	63.5%	51.0%	53,694	34.9%	19.5%	2,468	1.6%
SD	0	0	0.0%	0.0%	0	0.0%	0.0%	0	0.0%
TN	47,682	34,037	71.4%	60.0%	7,435	15.6%	10.6%	6,210	13.0%
TX	212,762	144,217	67.8%	9.4%	61,139	28.7%	16.3%	7,406	3.5%
UT	22,673	12,918	57.0%	38.6%	7,584	33.4%	27.1%	2,171	9.6%
VA	103,996	89,450	86.0%	58.0%	8,365	8.0%	2.4%	6,181	5.9%
VT	8,532	6,998	82.0%	69.6%	960	11.3%	8.5%	574	6.7%
WA	117,862	101,565	86.2%	80.0%	15,664	13.3%	11.3%	633	0.5%
WI	84,747	57,212	67.5%	41.9%	22,466	26.5%	16.0%	5,069	6.0%
WV	28,713	22,259	77.5%	56.0%	6,082	21.2%	17.0%	372	1.3%
WY	4,306	2,054	47.7%	28.5%	1,821	42.3%	22.2%	431	10.0%
Total	5,252,164	3,840,445	73.1%	54.9%	902,755	17.2%	11.2%	508,964	9.7%

*Percentages calculated as a share of the total number of beneficiaries due for renewal in the reporting month. AK, CO, DC, DE, KS, KY, ME, MI, NH, NM, and NY held some or all procedural terminations for renewals due in June.

Snapshot on Status of Renewal Outcomes March 2023-June 2024

National Summary of Outcomes of Medicaid and CHIP Renewals, March 2023-June 2024*

	To Date (March 2023 – June 2024)
Total Renewals Initiated	104.3 million
Total Renewals Due	94.3 million (100%)
Individuals Renewed in Medicaid or CHIP Coverage	55.1 million (58% of total due)
Renewed on an <i>ex parte</i> basis	37.6 million (40% of total due) (68% of total renewed)
Determined eligible based on renewal form	17.5 million (19% of total due) (32% of total renewed)
Individuals Disenrolled from Medicaid or CHIP Coverage	20.8 million (22% of total due)
Determined ineligible for Medicaid or CHIP based on the return of a renewal form	6.5 million (7% of total due) (31% of total terminated)
Disenrolled for procedural reasons	14.3 million (15% of total due) (69% of total terminated)
Pending/Incomplete Renewals at the End of the Month	18.5 million (20% of total due)

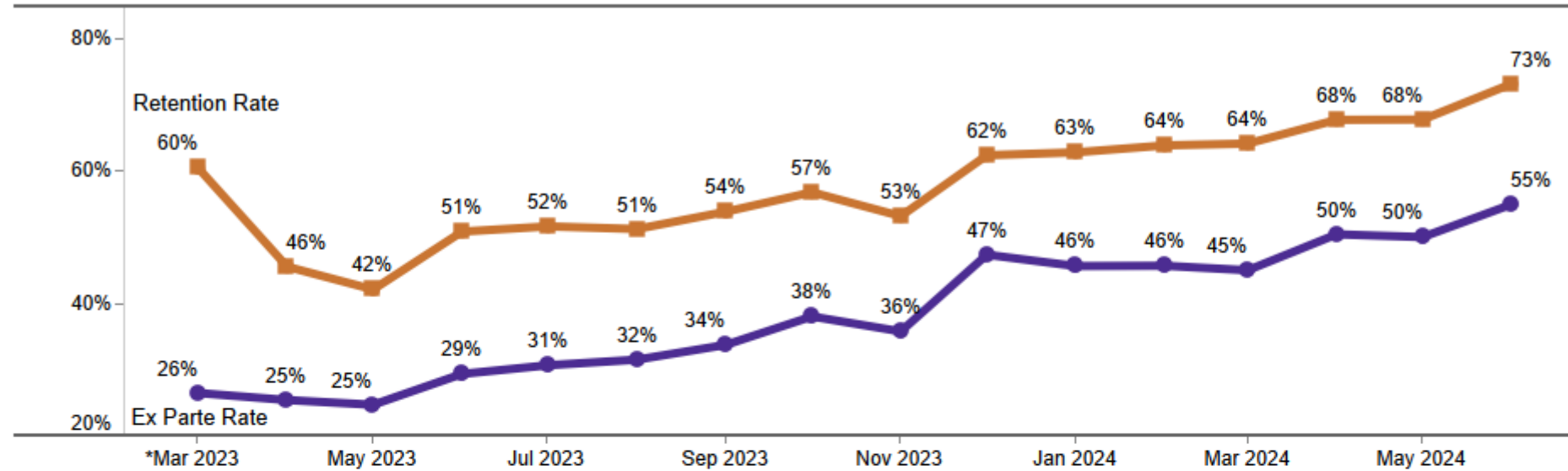
*See [companion spreadsheet](#) for March 2023-June 2024 state-level data

Notes:

- These data represent the outcomes of renewals due from March 2023-June 2024 in all 50 states plus DC. Total renewals initiated to-date represents data from February 2023-June 2024. Except for renewals initiated, data for MA from May-July 2023 are excluded due to reporting issues. Numbers and percentages may not sum due to rounding.
- Pending renewals to date reflect the sum of total pending renewals at the end of each reporting month and not the cumulative total of pending renewals as of the end of June. States may complete renewals pending in the month after the reporting month. Some states may have reinstated coverage for individuals who were terminated from Medicaid or CHIP in subsequent months. Those reinstatements are not reflected in the data.
- Data may include both unwinding renewals, or renewals conducted following the end of the continuous enrollment condition, and "regular", or non-unwinding renewals.

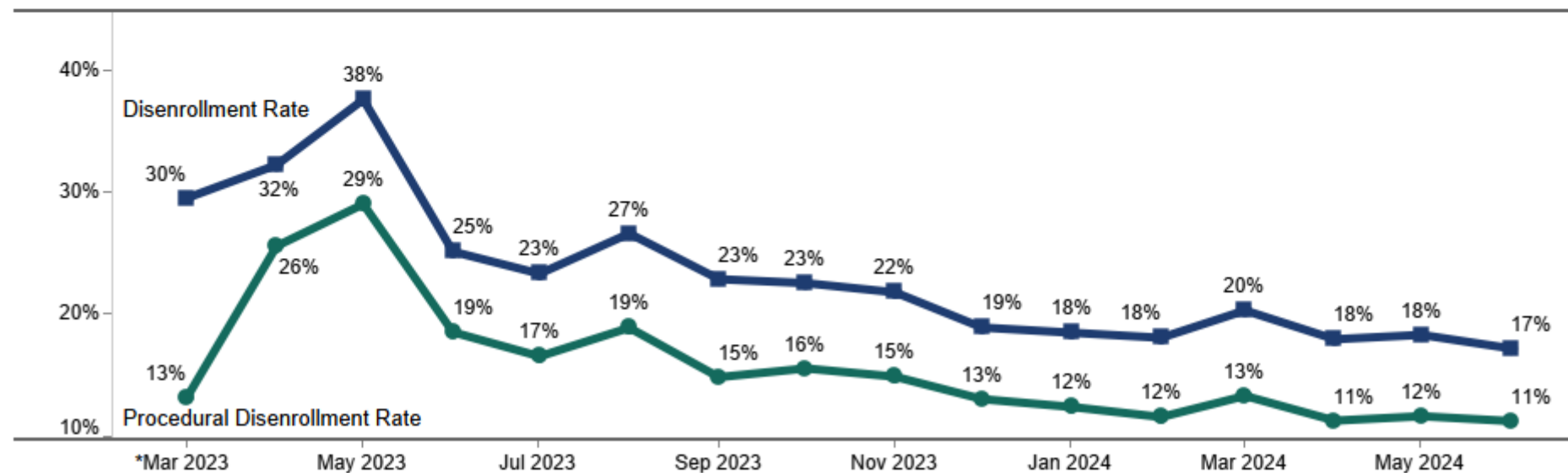
Medicaid and CHIP Renewal Outcomes Key Takeaways, March 2023-June 2024

Retention Rates and Ex Parte Renewal Rates



- Since June 2023, coverage for over 50% of individuals due for renewal was renewed each month. Since December 2023, coverage for over 60% of individuals due for renewal was successfully renewed.
- The percentage of individuals whose coverage was renewed on an *ex parte* basis in the most recent months continues to be higher compared to earlier months.

Disenrollment Rates and Procedural Disenrollment Rates

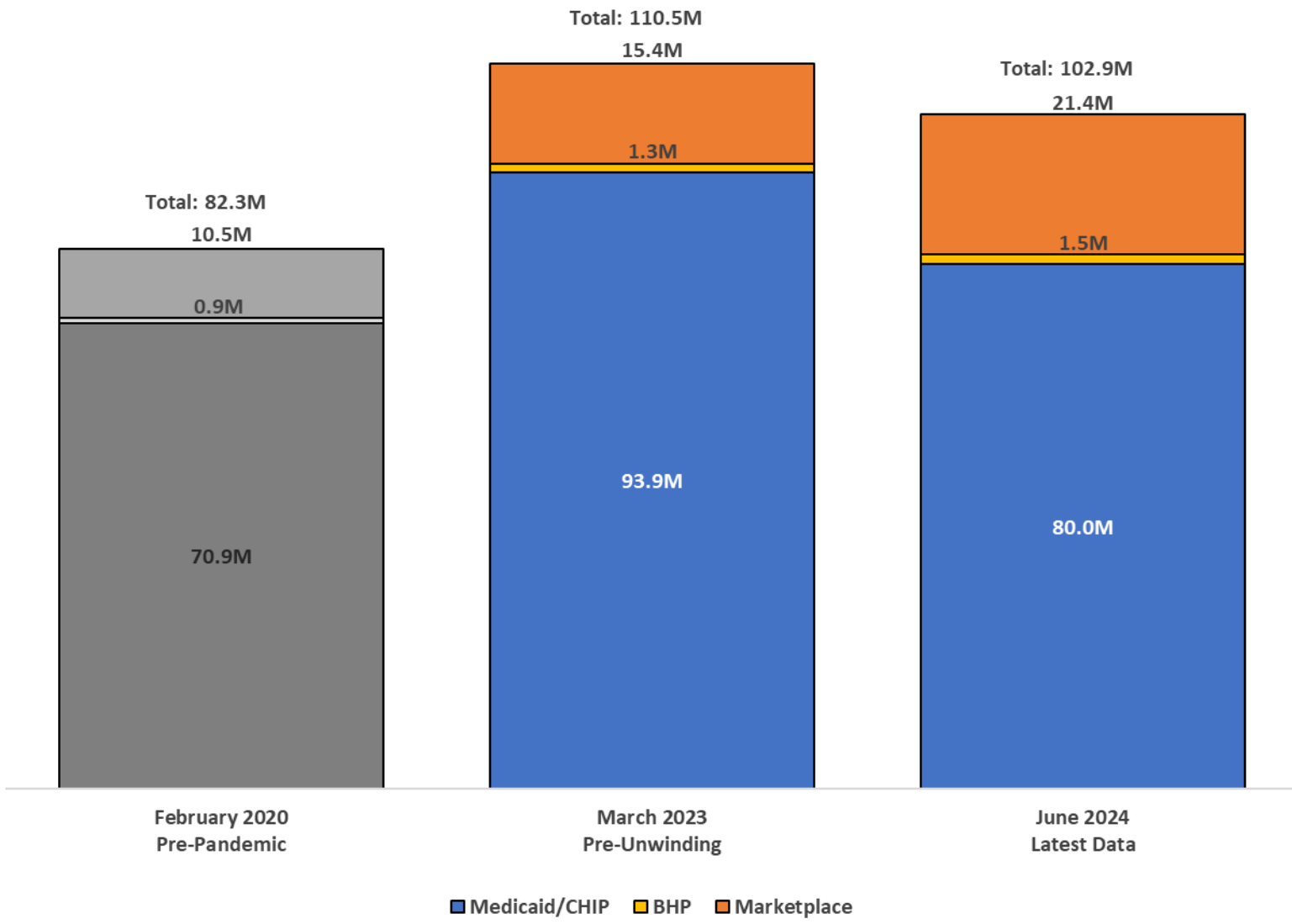


- Since September 2023, the monthly disenrollment rate has been at or below 23% of individuals due for renewal.
- The percentage of individuals who were disenrolled for procedural reasons in the most recent months continues to be lower compared to earlier months.

*These data represent the outcome of renewals due in March 2023 (effective April 1, 2023) in four states that had completed at least one full cohort of unwinding-related renewals as of March 2023.

Enrollment in Medicaid/CHIP, Marketplace, and BHP Coverage

Changes in Enrollment in Medicaid/CHIP, the Marketplaces, and Basic Health Program* (Millions)



- In the June 2024 reporting period, Medicaid and CHIP enrollment is approximately 80.0 million, Marketplace enrollment is approximately 21.4 million, and Basic Health Program (BHP)* enrollment is approximately 1.5 million.
- Since March 2023, total enrollment across Medicaid, CHIP, BHP and the Marketplaces has declined by 6.9%, nearly 7.7 million. This is a 13.9 million decrease for Medicaid and CHIP and a 6.0 million increase for the Marketplaces.

Notes:
 *BHP enrollment includes data reported to CMS by two states, MN and NY. MN operates a BHP, and effective April 1, 2024, NY transitioned its BHP to a program operated under a section 1332 waiver. The program, which will continue to be called the Essential Plan, expands eligibility to individuals up to 250% FPL. This is reflected as of the March 2024 data. January 2020 BHP enrollment data are included in the February 2020 Pre-Pandemic enrollment total. Total BHP enrollment was 880,198 in January 2020, 1,260,094 in March 2023, and 1,523,421 in June 2024.



Medicaid and CHIP Enrollment and Disenrollment, March 2023-June 2024

Month	Total Enrollment	Cumulative Change in Enrollment since February 2020	Cumulative Change in Enrollment since March 2023	Cumulative Disenrollment since February 2023
February 2020	70,906,495	-	-	-
March 2023	93,906,480	22,999,985	-	21,780
April 2023	94,149,173	23,242,678	242,693	736,674
May 2023	93,823,574	22,917,079	(82,906)	2,234,111
June 2023	92,746,449	21,839,954	(1,160,031)	3,870,222
July 2023	91,677,465	20,770,970	(2,229,015)	5,521,024
August 2023	90,122,886	19,216,391	(3,783,594)	7,498,788
September 2023	88,600,803	17,694,308	(5,305,677)	9,158,661
October 2023	87,449,372	16,542,877	(6,457,108)	10,776,847
November 2023	85,927,532	15,021,037	(7,978,948)	12,357,853
December 2023	85,143,273	14,236,778	(8,763,207)	13,697,984
January 2024	84,089,990	13,183,495	(9,816,490)	14,849,433
February 2024	83,435,905	12,529,410	(10,470,575)	16,088,285
March 2024	82,804,700	11,898,205	(11,101,780)	17,560,060
April 2024	81,662,694	10,756,199	(12,243,786)	18,716,771
May 2024	80,814,780	9,908,285	(13,091,700)	19,858,946*
June 2024	79,963,470*	9,056,975	(13,943,010)	20,761,701

- Total Medicaid and CHIP enrollment declined by approximately 13.9 million people between March 2023 and June 2024.
- There were 19.9 million people disenrolled from Medicaid and CHIP during the same relevant period, from March 2023 to May 2024, * indicating that some individuals may be re-enrolling or newly enrolling in Medicaid or CHIP coverage.

Notes:

- *Medicaid and CHIP disenrollments are effectuated in the subsequent month that they are reported (e.g., May disenrollments are effectuated in June)
- Enrollment and disenrollment data on this slide are a combination of Medicaid and CHIP enrollment and do not include Basic Health Program (BHP) enrollment

Marketplace Enrollment, March 2023-June 2024

Month	Total Enrollment
March 2023	15,363,499
April 2023	15,517,664
May 2023	15,612,440
June 2023	15,852,490
July 2023	16,094,984
August 2023	16,389,468
September 2023	16,789,178
October 2023	17,109,831

Month	Total Enrollment
November 2023	17,466,470
December 2023	17,328,818
January 2024	19,442,506
February 2024	19,947,205
March 2024	20,348,411
April 2024	20,594,038
May 2024	20,925,515
June 2024	21,386,182

- Total **Marketplace enrollment increased by about 6.0 million people** from March 2023 to June 2024.
- This includes enrollment for **HealthCare.gov and State-Based Marketplaces.**
- While we know that this total increase in Marketplace enrollment is not solely due to individuals leaving Medicaid and CHIP, monthly unwinding public reporting (available on data.Medicaid.gov) on coverage transitions to the Marketplace is **lagged and likely an undercount of transitions** due to the nature of matching administrative data sets across programs.

**See companion spreadsheet for
March 2023-June 2024 state-level
Medicaid/CHIP renewal data**