

1115 Waiver: Texas Healthcare Transformation and Quality Improvement Program Monitoring Report

**As Required by
Special Terms and Conditions 74
and 42 CFR § 431.428**

Texas Health and Human Services

Commission

Q4 & Annual Report

December 2022



TEXAS
Health and Human
Services

Table of Contents

Table of Contents	2
List of Figures.....	4
List of Tables	5
1. Preface	6
2. Executive Summary	7
Growth in Caseload	7
Medicaid Managed Care Enrollment.....	7
Initiatives	7
DSRIP and UC	8
Evaluation Activities	8
COVID-19 Public Health Emergency	8
3. Enrollment	10
Enrollment Counts for the Quarter by Populations Served	11
Enrollment of Members with Special Health Care Needs.....	12
Member Disenrollment.....	13
3.1 Anticipated Changes to Enrollment.....	13
4. Provider Network & Network Adequacy.....	15
MCO Pharmacy Geo-mapping Summary	18
Managed Care Provider Network.....	19
Provider Termination	19
MCO and DMO Network Adequacy Standard Exceptions.....	19
Hotline Performance.....	20
Provider Open Panel.....	21
Appointment Availability	21
Accessibility and Language Compliance	21
Service Utilization.....	22
Out-of-Network (OON) Utilization.....	23
Oversight of MCOs and DMOs.....	23
5. Waiver Amendments and Upcoming Managed Care Initiatives	25
Waiver Amendments.....	25
Medically Fragile	25
Preferred Drug List (PDL) Prior Authorizations (PA).....	25
Maternal and Child Health.....	25
Long-Term Services and Supports for Individuals with Intellectual and Developmental Disabilities (IDD) Transition.....	25
Initiatives	26
Compliance with Home and Community-Based Services (HCBS) Settings Regulations	26
Community Attendant Workforce Development Strategic Plan.....	26
Critical Incident Management System.....	27

6. Demonstration-related Appeals and Complaints	28
Complaints Received by the State and MCOs	28
Member Appeals	28
Provider Fraud and Abuse	28
Claims Summary Reports	29
Fair Hearings	29
6.1 Anticipated Changes to Appeals	29
7. Quality	30
8. HCBS Quality Assurance Reporting	31
9. Directed Payment Programs	32
10. Financial/Budget Neutrality	33
10.1 Anticipated Changes to Financial/Budget Neutrality	34
11. Demonstration Operations and Policy	35
Medicaid Managed Care	35
Procurement Activities	36
12. Litigation Summary	37
13. Health IT	39
Health Information Exchange (HIE) Connectivity Project Update	39
HIE IAPD Strategies 1-3	39
PULSE	40
14. Evaluation	41
15. Delivery System Reform Incentive Payment Program	43
16. Charity Care Pools	45
Uncompensated Care Pool	45
Public Health Provider Charity Care Pool	45
17. Post Award Forum	46
18. Report Attachments	48

List of Figures

Figure 1. Medicaid Full Benefit Caseload, October 2019 - September 2022	10
Figure 2. STAR+PLUS & STAR Kids Caseload, October 2019 – September 2022.....	11
Figure 3. Total MSHCN by SDA.....	13
Figure 4. MCO Network Adequacy Summary – Specialty Providers – Number of MCOs that did not meet the standard, by Specialty Provider, Program and County designation SFY22 Q4*	15
Figure 5. DMO Network Adequacy Summary	17
Figure 6. 2022 Appointment Availability Behavioral Health Study Results.....	21
Figure 7. 2022 Expenditures by Claim Type	22
Figure 8. Eligibility Groups Used in Budget Neutrality Calculations	33
Figure 9. Eligibility Groups Not Used in Budget Neutrality Calculations	34

List of Tables

Table 1. Texas 1115 Transformation Waiver Key Dates, Goals, and Objectives.....	6
Table 2. Consideration 1	37
Table 3. Evaluation-related Deliverables.....	42

1. Preface

Table 1. Texas 1115 Transformation Waiver Key Dates, Goals, and Objectives

State	Texas Health and Human Services Commission
Demonstration Name	Texas Healthcare Transformation and Quality Improvement Program - “1115 Transformation Waiver”
Approval Dates	Initial approval date: December 12, 2011 15-Month Extension approval date: May 2, 2016 Renewal approval date: December 13, 2017 Extension approval date: January 15, 2021
Approval Period	December 13, 2017-September 30, 2022 (prior approval period) January 15, 2021-September 30, 2030
Demonstration Goals and Objectives	<p>The Texas Healthcare Transformation and Quality Improvement Program Section 1115 Waiver enables the State to expand use of Medicaid managed care to achieve program savings, while also preserving locally funded supplemental payments to hospitals. The goals of the demonstration are to:</p> <ul style="list-style-type: none"> • Expand risk-based managed care statewide; • Support the development and maintenance of a coordinated care delivery system; • Improve outcomes while containing cost growth; and • Transition to quality-based payment systems across managed care and providers.

2. Executive Summary

According to the Special Terms and Conditions (STCs) of the Demonstration, the Texas Health and Human Services Commission (HHSC) provides the monitoring report for Demonstration Year (DY) 11, which began October 1, 2021¹. Pursuant to 42 CFR § 431.428, Texas provides this quarterly and annual report to demonstrate how the goals and objectives were met as Texas Medicaid served over five million Medicaid beneficiaries through risk-based Medicaid managed care authorized under this waiver while finalizing the transition from the Delivery System Reform Incentive Payment (DSRIP) pool to integrated directed payment programs, continuing the Uncompensated Care (UC) pool, and launching the Public Health Provider Charity Care Program.

Growth in Caseload

As of September 2022, Texas had over 5.5 million full benefit clients in Medicaid. Prior to the federal public health emergency (PHE), full benefit caseloads were under 4 million and experiencing overall declines due to sustained positive economic conditions and record low unemployment levels. This growth in Medicaid underscores the significant impact the federal COVID-19 public health emergency (PHE) and states that maintain continuous Medicaid coverage quality for an increase in federal Medicaid funding which has had an impact on Texas' Medicaid enrollment.

Medicaid Managed Care Enrollment

In the beginning of state fiscal year (SFY) 2022, HHSC contracted with 17 managed care organizations (MCOs). Effective January 1, 2022, Molina Healthcare acquired Cigna-HealthSpring. Cigna-HealthSpring submitted deliverables during quarter one of SFY22. The State continues to contract with 16 MCOs and 3 dental maintenance organizations (DMOs). Each MCO covers one or more of the service delivery areas (SDAs), while each dental plan provides statewide services (See *Attachment A*). Approximately 95 percent of Texas Medicaid beneficiaries are enrolled in Medicaid Managed Care (MMC). The PHE continuous Medicaid coverage requirement has had the largest impact on the STAR program, which serves parent/caretakers, pregnant women, and children. The STAR+PLUS and STAR Kids programs have not experienced the same degree of impact. These programs include members with special health care needs (MSHCN) who are managed care clients either requiring regular, ongoing therapeutic intervention and evaluation, or with serious, ongoing illness, or a disability that may last for a significant period of time, all of which led to longer lengths of stay in Medicaid.

Initiatives

During quarter four of federal fiscal year (FFY) 2022, HHSC continued to implement several new initiatives and programs. The state received final approval of the directed payment programs set forward in the DSRIP transition plan and STCs. The state launched the Public Health Provider-Charity Care Pool and worked with the Centers for Medicare and Medicaid Services (CMS) to resize the UC Pool. The state continues to make DSRIP payments related to the last program year; the final payment will be made in January 2023. Finally, in response to legislative direction, the state submitted 1115 waiver amendments to extend Medicaid eligibility for women postpartum and transition Case Management for Children and Pregnant Women into managed care.

¹ Demonstration Year 11 includes work that is tied to the state fiscal year as well.

DSRIP and UC

The State continued to operate supplemental payment programs. The State submitted the DSRIP program deliverables, as required by the CMS-approved DSRIP Transition Plan, to support a successful transition. A total of \$2.18 billion was paid to DSRIP providers in FFY22 for Demonstration Years (DY) 9-10 reported achievement. The UC pool continued under the new structure implemented October 1, 2019. A total of up to \$3.87 billion will be paid for FFY21. Texas' budget neutrality workbook was updated and reveals Texas continues to have a positive gain through the design and implementation of MMC.

Evaluation Activities

Evaluation activities during DY11 focused primarily on the refinement of future evaluation designs and deliverables. Specifically, HHSC received CMS approval on a revision for the 1115 Evaluation Design covering DYs 7-11, received CMS approval on the 1115 Evaluation Design covering DYs 10-19, and identified evaluation updates needed for the upcoming Interim Evaluation Report #1 (due on March 31, 2024, in accordance with the January 2021 STCs). Collectively, these revisions expand the scope and improve the rigor of the state's evaluation of the 1115 Waiver. HHSC also received CMS approval of Texas A&M University's Revised Interim Evaluation Report (December 2017 STCs) during DY11. Key takeaways from the Interim Evaluation Report (December 2017 STCs) were summarized in the Annual Monitoring Report for DY10.

COVID-19 Public Health Emergency

In response to the PHE and financial strains impacting the Texas healthcare system, Texas submitted an extension application in November 2020. Texas and CMS worked together to negotiate and agree to updated terms. Texas received approval on January 15, 2021. This was a key achievement and created financial certainty and security for Texas Medicaid, Medicaid MCOs, and the network of contracted providers actively responding to the PHE. The COVID-19 PHE continues to be a key challenge impacting the 1115 Transformation Waiver. It has significantly impacted both costs and caseload.

On October 13, 2022, the PHE was extended by the Secretary of the Department of Health and Human Services for another 90 days. The approved accommodations from April 2021 "Emergency Preparedness and Response Attachment K," are set to extend to the end of the PHE.² The PHE is not expected to end until after January 11, 2023, as the Secretary of HHS did not provide 60-day advance notice to states in November 2022 which would have signaled the PHE is actually ending on January 11, 2023. In response to the PHE, HHSC implemented temporary provider rate increases to support recruitment and retention of direct care workforce providing home and community-based services. Workforce and staffing needs continue to be reviewed.

HHSC has an ongoing process to review flexibilities implemented during the PHE and determine if flexibilities are appropriate to end or make permanent in compliance with federal requirements.

This report discusses in more detail the highlights included in this summary section. Due to data lags associated with primary sources of record, corresponding data submission timelines, and data cleaning

² HHSC may end approved flexibilities that are no longer required or determined necessary prior to the end of the PHE.

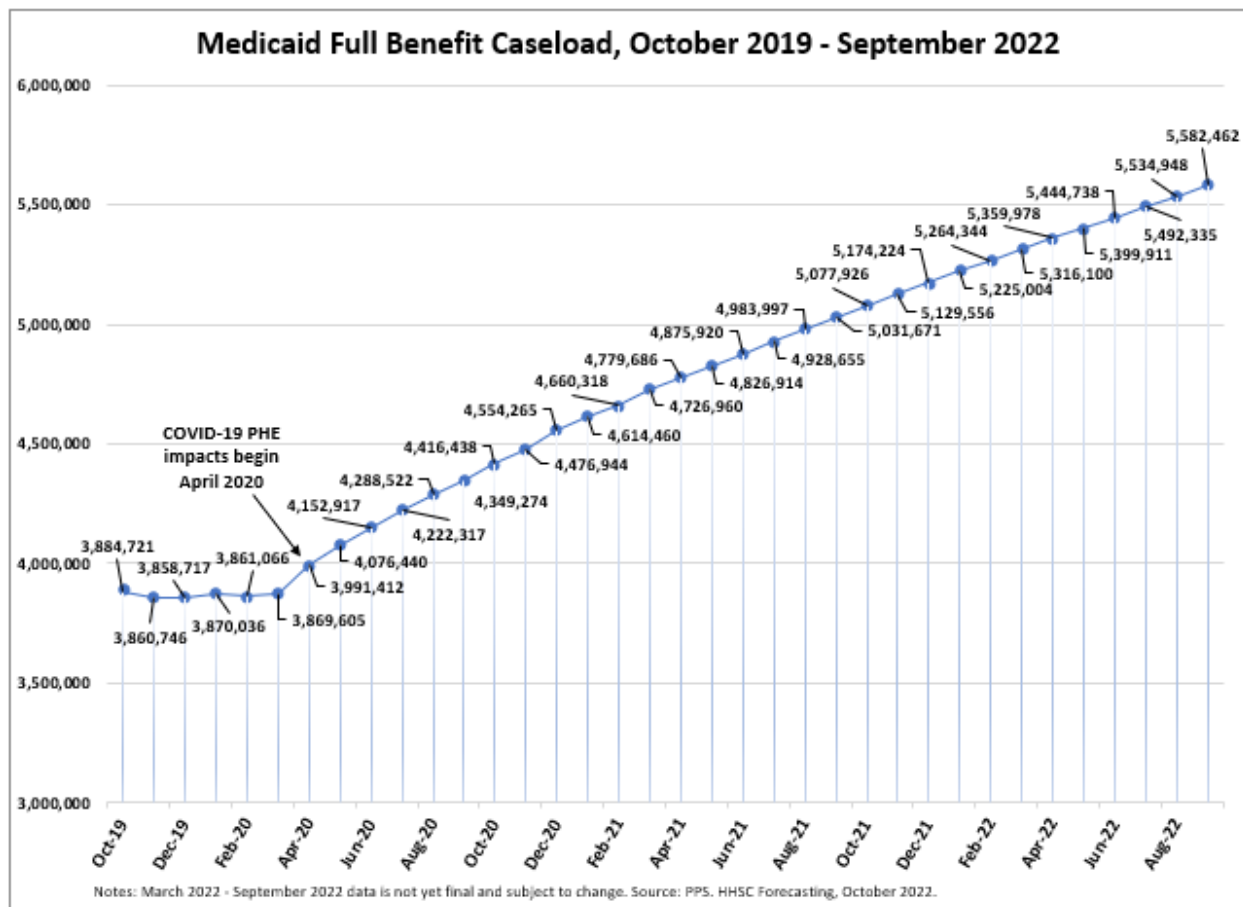
procedures, each data attachment referred to and submitted to CMS reflect varying reporting periods. Certain numbers in this report have been rounded up or down and may not add up precisely to the totals provided and percentages may also not precisely reflect the absolute figures.

3. Enrollment

This section addresses trends and issues related to STAR, STAR Kids, STAR+PLUS, and Dental program eligibility and enrollment; enrollment counts for the quarter; Medicaid eligibility changes; anticipated changes in populations and benefits; and disenrollment from managed care.

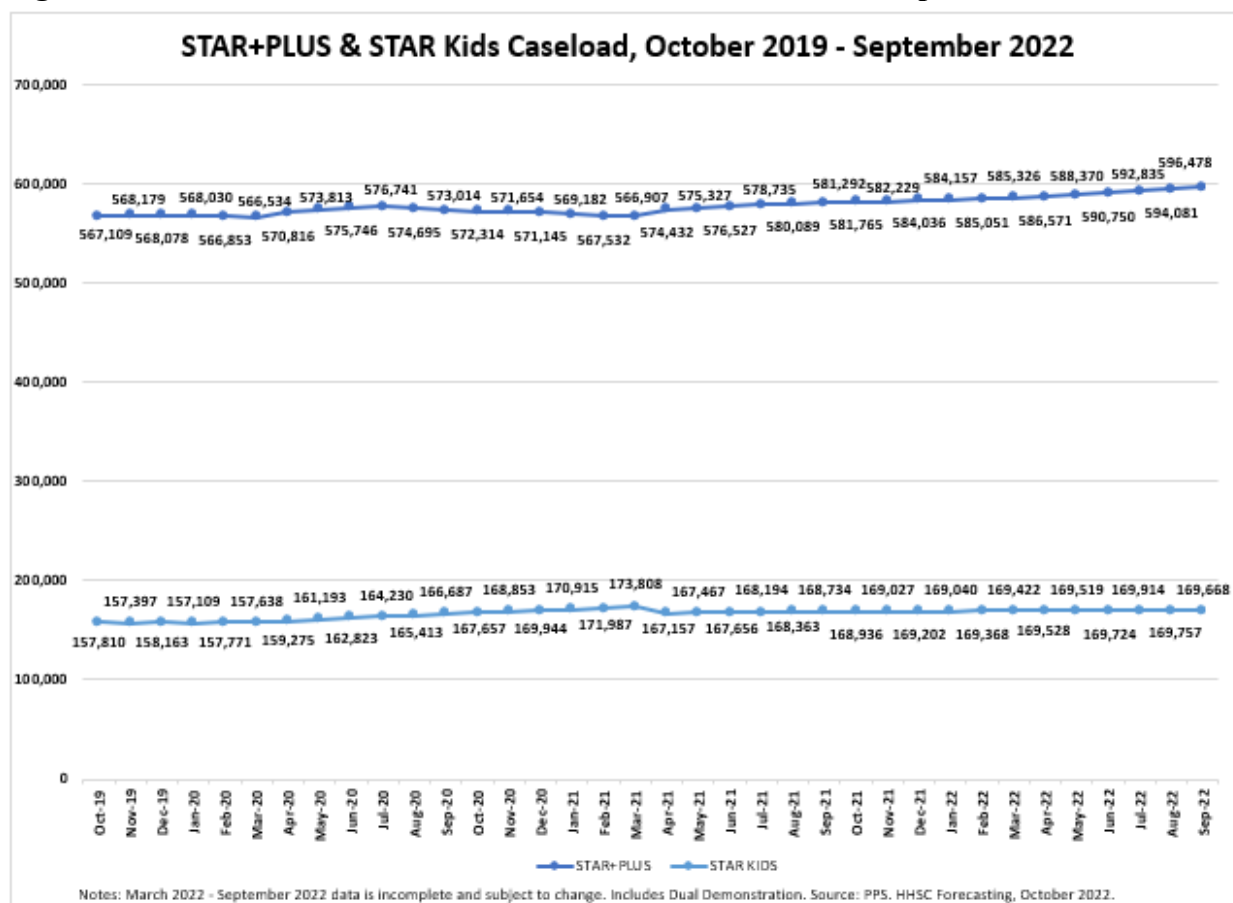
The graph below provides a visual look at the overall Medicaid caseload growth experienced during the PHE. Growth began in April 2020 and has increased by over 1.7 million clients.

Figure 1. Medicaid Full Benefit Caseload, October 2019 - September 2022



Ninety eight percent of the growth in managed care during the PHE has been attributed to the STAR program, while disability-related managed care programs have experienced minimal impact. The graph below illustrates the impact to the STAR Kids and STAR+PLUS programs, which serve aged, blind, and disabled clients.

Figure 2. STAR+PLUS & STAR Kids Caseload, October 2019 – September 2022



*STAR+PLUS is notated in darker blue at the top of the above graph.

In **Attachment B1**, an enrollment summary is broken out by product line, service delivery area, and MCO for SFY22 Q3 to show where caseloads are headed. Due to the amount of time required for accurate data collection and reporting, total enrollment counts are reported on a one-quarter lag. **Attachment B2** includes Medicaid and CHIP Enrollment Reports from December 2021 through February 2022. These reports include the estimated enrollment by delivery model, program, risk group, Medicaid MCOs, DMOs, and CHIP MCOs. The data are projections provided by Forecasting and are considered final after eight months. Since February 2021, the Full Benefits Medicaid in Texas caseload increased from 4,660,318 to 5,264,344 in February 2022. During that same period, the CHIP caseload in Texas decreased from 238,195 to 89,791.

Enrollment Counts for the Quarter by Populations Served

This subsection includes the latest quarterly enrollment counts for which final data is available. This enrollment summary includes all Medicaid clients to demonstrate both the total number served and the number of clients in Medicaid managed care authorized under the waiver. Unique client counts per quarter will be reported on a two-quarter lag and provided every other quarter.

Enrollment of Members with Special Health Care Needs

This subsection of the report addresses managed care enrollment of MSHCN. *Attachment Q* outlines STAR MSHCN details by SDA and MCO. HHSC has established contractual requirements and a template for the MCOs to submit quarterly MSHCN data. Because of the time required for data collection, MSHCN data are reported on a one-quarter lag.

All STAR Kids and STAR+PLUS members are deemed to be MSHCN. All STAR Kids and STAR+PLUS plans reported 100 percent MSHCN, as required in the contract. STAR Kids and STAR+PLUS MCOs are required to provide service coordination to all members, unless the member declines. STAR MCOs must identify MSHCN based on criteria outlined in the managed care contract. STAR MCOs are required to provide service management to MSHCN unless the member declines service management or is unable to be reached. Service management can be considered an administrative service performed by the STAR MCO. Service management also includes the development of a service plan to meet the members' short and long-term goals.

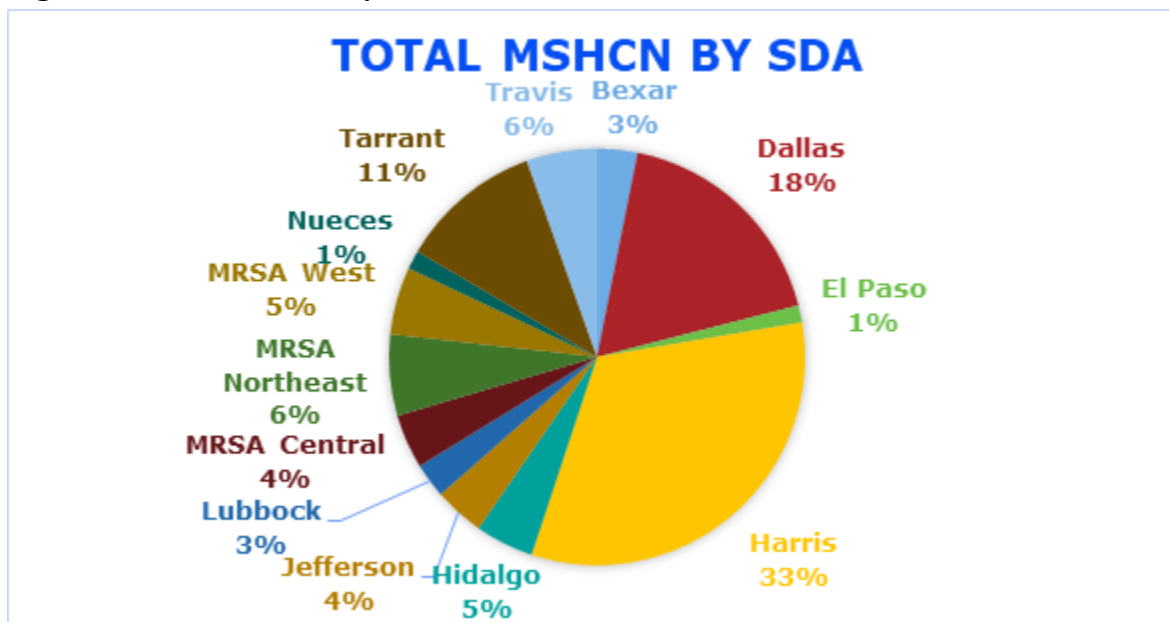
The number of members without service plans includes those who declined and those who could not be reached. An MSHCN is defined as a member who:

- (1) Is in one or more groups designated by HHSC. These groups include pregnant women identified as high risk, members with behavioral health conditions, members with serious ongoing illness or a chronic complex condition that is anticipated to last for a significant period and requires ongoing therapeutic intervention and evaluation; or
- (2) Has been identified as MSHCN based on the MCO's assessment of each individual member's needs.

In SFY22 Q3, STAR MCOs reported a total of 118,126 children and adults identified as MSHCN. STAR MCOs reported 18.94 percent of MSHCN had a service plan and 81.06 percent of MSHCN did not have a service plan. (See *Attachment Q*). In SFY22 Q3, the overall percentage of STAR MSHCN with service plans has decreased since the last reporting period. Two MCOs reported more than 60 percent of their MSHCN in certain SDAs had a service plan (Aetna and United). Two MCOs (Community First and Texas Children's) reported less than 10 percent of their MSHCN in certain SDAs had a service plan.

Harris SDA holds the most MSHCN with 32.76 percent (38,701) of all reported STAR MSHCN. Dallas SDA holds the second most reported MSHCN with 17.87 percent (21,112) of all reported STAR MSHCN. See chart below for additional detail.

Figure 3. Total MSHCN by SDA



HHSC conducts quality checks in each quarterly submission of the MSHCN Report to assess reporting errors and follow-up with the MCOs. In SFY22 and SFY23, staff will conduct a targeted review of a sample of STAR and CHIP MSHCN service plans. In addition to targeted reviews, HHSC conducts biennial operational reviews of MCOs. These operational reviews are comprised of an in-depth review of MCO operational compliance and performance across several areas, such as STAR MSHCN service management and service planning, to ensure policies and practices align with performance standards, including managed care contract requirements. If any problems are discovered during the operational reviews, HHSC takes appropriate steps to address performance and compliance.

Beginning in August 2022, HHSC began collecting more detailed data from MCOs on service management and service coordination across all managed care programs, including contact attempts, reasons members declined service management, and the date the service plan was last updated. HHSC will develop a data visualization dashboard to monitor trends.

Member Disenrollment

There were no Medicaid members disenrolled during SFY22 Q4. During SFY22, one Medicaid member was disenrolled due to the member moving out of state.

3.1 Anticipated Changes to Enrollment

On January 27, 2020, the Secretary of Health and Human Services declared a PHE due to the novel coronavirus. In March 2020, Governor Greg Abbott declared a disaster in Texas due to the COVID-19 pandemic. Additionally, the federal law passed in March 2020, H.R. 6201 (Families First Coronavirus

Response Act), required States to maintain continuous Medicaid coverage during the federal PHE period as a condition of receiving enhanced federal funding. As part of the emergency response, HHSC put automated processes in place to maintain Medicaid coverage.

On October 28, 2020, CMS issued interim final rules which provided clarification on the continuous enrollment requirements in the Families First Coronavirus Response Act (FFCRA). CMS clarified states must transition individuals between eligibility categories during the PHE if the new Medicaid program provides the same tier of benefits or a higher tier of benefits. Texas has aligned with the interim final rule related to continuous Medicaid coverage requirements as part of the FFCRA.

Beginning in February 2021, HHSC transitioned Medicaid clients to the appropriate program on an ongoing basis when there was a change in circumstance or when processing a renewal application. Generally, if a client no longer meets the criteria for their current program and does not qualify for another Medicaid group in the same tier of benefits, the client will remain in their current group for the remainder of the continued eligibility period. There are limited situations where an individual will not continue to receive Medicaid State Plan benefits such as when the individual moves out of state, voluntarily withdrawals from the program, or dies.

Based on the new guidance provided by CMS on March 3, 2022, Texas' PHE unwinding plan for completing redeterminations will be a population-based, phased approach to end continuous coverage. HHSC's unwinding approach staggers Medicaid redeterminations for continuous coverage. Using the most recent case information, this approach will prioritize redeterminations into the following groups:

1. Individuals most likely to be ineligible (e.g., members who aged out of Medicaid, or adult recipients who no longer have an eligible dependent child in their household) or those who transitioned to another program (i.e., CHIP, or pregnant women who may transition to Healthy Texas Women).
2. Individuals transitioned to a different Medicaid eligibility group; Medicaid children, parent/caretaker and waiver groups pending information; and certain Modified Adjusted Gross Income (MAGI) population groups (e.g., children, people receiving Transitional Medical Assistance).
3. All remaining individuals from the previous groups, including those most likely to remain eligible when continuous coverage ends.

HHSC is preparing for the large volume of work expected with unwinding continuous coverage. To address potential strain on the eligibility system during the unwinding period, HHSC has identified multiple strategies aimed at increasing workforce capacity and/or reducing workload on eligibility workers. HHSC is also engaging with providers, MCOs, and advocates to support members during this process by providing key messages that aim to reduce member confusion and increase the likelihood of eligible members maintaining coverage.

Additionally, to address the needs of providers and members participating in Medicaid during the PHE, HHSC has implemented policy and process flexibilities related to services, provider enrollment, and assessments. HHSC has an ongoing process to review these flexibilities and determine if it is appropriate to end flexibilities or make permanent, in compliance with federal requirements.

4. Provider Network & Network Adequacy

To ensure the availability and accessibility of services in a timely manner, MCOs are required to meet network adequacy standards for time and distance. These vary by provider type and county designation (metro, micro, rural). MCOs must ensure at least 90 percent of members, unless otherwise specified, have access to a choice of each provider type (PCPs, dentist, and specialty services) in each SDA within prescribed travel time and distance standards. The required distance and travel time standards vary by provider and county designation (see *Attachment E and Attachments H1-H4*).

Attachment H1 provides an analysis of the percentage of each managed care plan's members with at least two PCPs within the maximum distance from the member's residence (based on Medicaid enrollment files) by program and county designation (metro, micro, rural) within the distance standard of 90 percent. During SFY22 Q4, all MCOs met or exceeded the 90 percent standard for members' access to PCPs. Similarly, MCOs are required to maintain an adequate network of specialty providers such that 90 percent of members have access to at least two providers (except as noted below) within the time and distance standard for the specialty provider type.

HHSC has established network adequacy standards for the following types of specialty providers: acute care hospital; audiologist; behavioral health outpatient; cardiovascular disease; ear, nose, and throat (ENT); Mental Health Targeted Case Management (TCM) and Mental Health Rehabilitative Services (MHR); general surgeon; nursing facility; OB/GYN; ophthalmologist; orthopedist; pediatric sub-specialty; prenatal care; therapy (occupational, physical, and speech); psychiatrist; and urologist.

Attachment H2 presents the detailed specialty provider analysis by program and county designation (metro, micro, rural). During SFY22 Q4, and across all Medicaid managed care programs, MCOs met or exceeded the 90 percent standard for members' access to specialty providers for OB/GYN, Pediatric Sub-specialty, Prenatal Care, and Therapy. The evaluation of network adequacy compliance occurs at the county level. It is possible for an MCO's overall average compliance rate to be high yet still be below 90 percent in one or more counties. The table below summarizes the count of MCOs that did not meet the 90 percent overall average compliance rate in one or more counties.

Figure 4. MCO Network Adequacy Summary – Specialty Providers – Number of MCOs that did not meet the standard, by Specialty Provider, Program and County designation SFY22 Q4*

Type of Specialist	Program	Number of MCOs that did not meet the standard in a county		
		Metro County	Micro County	Rural County
Acute Care Hospital	STAR	2	7	13
	STAR+PLUS	1	4	4

Medicaid Section 1115 Monitoring Report
Texas Healthcare Transformation and Quality Improvement Program
Demonstration Year DY11: October 1, 2021 – September 30, 2022
State Fiscal Year FY22: September 1, 2021 – August 31, 2022

	STAR Kids	1	6	5
Audiologist	STAR	7	8	8
	STAR+PLUS	2	4	4
	STAR Kids	4	4	4
Behavioral Health – Outpatient	STAR	0	1	0
	STAR+PLUS	0	1	0
	STAR Kids	0	2	0
Cardiovascular Disease	STAR	1	3	1
	STAR+PLUS	0	2	1
	STAR Kids	1	3	1
ENT (Otolaryngology)	STAR	1	2	2
	STAR+PLUS	0	1	1
	STAR Kids	1	1	1
Mental Health Targeted Case Management (TCM) and Mental Health Rehabilitative Services (MHR)	STAR	8	13	5
	STAR+PLUS	4	4	4
	STAR Kids	7	9	4
General Surgeon	STAR	0	1	0
	STAR+PLUS	0	0	0
	STAR Kids	0	0	0
Nursing Facility	STAR+PLUS	1	1	1
OB/GYN	STAR	0	0	0
	STAR+PLUS	0	0	0
	STAR Kids	0	0	0
Ophthalmologist	STAR	2	5	1
	STAR+PLUS	0	1	1
	STAR Kids	1	2	1
Orthopedist	STAR	0	3	1
	STAR+PLUS	0	2	1
	STAR Kids	0	4	1
Pediatric Sub-Specialty	STAR	0	0	0
<i>(The standard requires access to one provider)</i>	STAR Kids	0	0	0
Prenatal	STAR	0	0	0
	STAR+PLUS	0	0	0
	STAR Kids	0	0	0
Psychiatrist	STAR	1	4	2
	STAR+PLUS	0	2	1
	STAR Kids	2	3	2
Therapy (Occupational, Physical, and Speech)	STAR	0	0	1
	STAR+PLUS	0	0	0

Medicaid Section 1115 Monitoring Report
Texas Healthcare Transformation and Quality Improvement Program
Demonstration Year DY11: October 1, 2021 – September 30, 2022
State Fiscal Year FY22: September 1, 2021 – August 31, 2022

	STAR Kids	0	0	0
Urologist	STAR	0	4	7
	STAR+PLUS	0	2	3
	STAR Kids	0	2	4

*See Attachment H2 for detailed data tables for each MCO.

Attachment H3 provides dentist analysis by DMO and county designation. During SFY22 Q4, all DMOs met the network access standard of 95 percent for Main Dentist in Metro County, no DMOs met the network access standard in Micro County.

Attachment H4 provides dental specialty analysis by provider type and county designation. The DMOs did not consistently meet network access standards for dental specialty provider types during SFY22 Q4. The DMOs' performance is being reviewed for further actions. DentaQuest consistently met all standards for all dental specialty provider types.

Figure 5. DMO Network Adequacy Summary

Provider Type	DMO	Number of DMOs that did not meet the standard in a county		
		Metro County	Micro County	Rural County
Main Dentist	DentaQuest	0	0	0
	MCNA Dental	0	0	0
	Superior HealthPlan	0	0	0
	United HealthCare Dental	0	1	0
Endodontist	DentaQuest	0	0	0
	MCNA Dental	1	1	1
	Superior HealthPlan	1	1	1
	United HealthCare Dental	1	1	1
Orthodontist	DentaQuest	0	0	0
	MCNA Dental	1	1	1
	Superior HealthPlan	1	1	1
	United HealthCare Dental	1	1	0
Pediatric Dentist	DentaQuest	0	0	0
	MCNA Dental	0	0	0
	Superior HealthPlan	1	0	0
	United HealthCare Dental	0	0	0

*See Attachments H3 and H4 for detailed data tables for each DMO.

**HHSC may grant an exception during the corrective action process.

In addition to monitoring network adequacy performance of the MCOs related to primary and specialty care, HHSC continues to enhance efforts to monitor long-term services and supports, in particular community attendant care. As part of the implementation of the Community Attendant Workforce Development Strategic Plan required by the 2020-21 General Appropriations Act, House Bill 1, 86th

Texas Legislature, Regular Session, 2019 (Article II, HHSC, Rider 157)³, HHSC is enhancing provider network adequacy standards for Medicaid MCOs to ensure members have sufficient access to community care attendants. Managed care contracts have been updated to clarify that MCOs must ensure that a minimum of 90 percent of their members have timely access to community attendant care services upon authorization of services. Timeliness is defined as within seven days from the authorization. Initial data will provide a baseline for future performance monitoring, with the expectation that MCO performance will improve over time. In the coming quarters, HHSC expects to continue refining and improving the collection and analysis of this data. As the data and analysis processes continue to mature and more baseline data is compiled, HHSC expects the data quality to become more refined. HHSC will begin reporting on this in future reports once data is available for the corresponding reporting period.

MCO Pharmacy Geo-mapping Summary

Due to competing priorities, HHSC was unable to complete the process of reviewing the current and proposed methodology to determine if changes to the pharmacy distance and travel time standards are appropriate. The review is rescheduled for November 2023. Pharmacy network adequacy performance reports were shared with MCOs as informational only.

Attachment J details the Geo-distance results for SFY22 Q1 to inform the process and information as HHSC continues to work on network adequacy as it relates to pharmacy. MCOs are required to provide pharmacy access to members in each SDA within the contractual performance standards. Effective SFY19, the performance standards changed as follows:

For counties included in the Medicaid Rural Service Area (MRSA), the following standards apply to STAR.

- In a Metro County, at least 75 percent of Members must have access to a Network Pharmacy within 2 miles or 5 minutes of the Member's residence.
- In a Micro County, at least 55 percent of Members must have access to a Network Pharmacy within 5 miles or 10 minutes of the Member's residence.
- In a Rural County, at least 90 percent of Members must have access to a Network Pharmacy within 15 miles or 25 minutes of the Member's residence.
- At least 90 percent of Members must have access to a 24-hour pharmacy within 75 miles of the Member's residence.

For all other counties and programs, the following standards apply.

- In a Metro County, at least 80 percent of Members must have access to a Network Pharmacy within 2 miles or 5 minutes of the Member's residence.
- In a Micro County, at least 75 percent of Members must have access to a Network Pharmacy within 5 miles or 10 minutes of the Member's residence.
- In a Rural County, at least 90 percent of Members must have access to a Network Pharmacy within 15 miles or 25 minutes of the Member's residence.
- At least 90 percent of Members must have access to a 24-hour pharmacy within 75 miles or 90 minutes of the Member's residence.

³ <https://www.hhs.texas.gov/sites/default/files/documents/laws-regulations/reports-presentations/2020/rider-157-ca-workforce-dev-strat-plan-nov-2020.pdf>

Managed Care Provider Network

This subsection includes quarterly healthcare provider counts for STAR, STAR+PLUS, STAR Kids, and dental provider counts for the dental program (See *Attachment C2*). Provider Network Count Methodology may be found in *Attachment C1*. Because of the time required for data collection, healthcare provider counts per quarter are reported on a one-quarter lag.

During SFY22 Q3, unique PCP provider enrollment decreased across all programs statewide. Specialist provider enrollment decreased in the STAR and STAR Kids programs but increased in STAR+PLUS. Additionally, unique pharmacist enrollment slightly decreased across all programs during SFY22 Q3. Across the dental programs statewide, the DMOs reported an increase in dental provider enrollment compared to the previous quarter.

Provider Termination

Attachment C3 details the data reported by the MCOs regarding the number of PCPs and specialists terminated in SFY22 Q3. The MCOs reported a variety of reasons for termination. For SFY22 Q3, the top three reasons for PCP and specialist terminations included: the provider left a group practice, termination was requested by the provider, and the provider failed to recredential. Because of the time required for data collection, provider termination counts per quarter are reported on a one-quarter lag.

MCO and DMO Network Adequacy Standard Exceptions

House Bill 4, 87th Texas Legislature, Regular Session, 2021, requires HHSC, to the extent it is feasible, consider and include the availability of telehealth services and telemedicine medical services within the provider network of a Medicaid managed care organization. HHSC revised the existing process for the Network Performance Reports, that incorporates a way to consider MCO teleservices in Medicaid and CHIP provider access standards prior to a Corrective Action Plan (CAP) being issued to MCOs. MCOs and DMOs that are non-compliant with time or distance requirements can submit an action plan that informs HHSC of how they are ensuring access to care using teleservices. A formal CAP will be requested if the MCO's plan is insufficient. The revised process implemented using SFY22 Q4 provider network reports. The MCO must ensure continuity of care. If the exception request is denied, the MCO is subject to remedies such as liquidated damages or a corrective action plan.

As a part of HHSC's process, MCOs and DMOs may submit an exception request for areas of non-compliance via the network adequacy corrective action process. HHSC approves or denies the exception request based on the review of supporting information that demonstrates an MCO's provider contracting efforts and assurances of access to care. As part of the exception, the MCO must implement strategies to proactively contact and provide education to the impacted members on how to access care by approaches such as providing a list of network providers in the area, providing guidance and a list of network providers offering telehealth and telemedicine services, how to access care outside of the area, how to contact member services and the member hotline, what to do in case of an emergency, and how to access non-emergent medical transportation and the MCOs' transportation value-added service, if available. The MCO must ensure continuity of care. If the exception request is denied, the MCO is subject to remedies such as liquidated damages or a CAP.

Hotline Performance

The MCOs and DMOs must have toll-free member and behavioral health hotlines (behavioral health hotline not applicable to DMOs), that members can call 24 hours a day, 7 days a week. The MCOs and DMOs must also have a toll-free provider hotline that is available for provider inquiries from 8 a.m. to 5 p.m. local time for the Service Area, Monday through Friday, except for State-approved holidays. The performance standards for these member and provider hotlines are listed below:

- 80 percent of all calls must be answered by a live person within 30 seconds (not applicable for provider hotlines).
- ≤ 7 percent call abandonment rate; and
- ≤ 2 minutes average hold time.

Included in **Attachment M1-M4** is data from SFY22 Q3. Because of the time required for data collection, Member Hotline data are reported on a one-quarter lag. A summary of findings using aggregated MCO self-reported data is reported below.

Member Hotline (STAR/STAR+PLUS - SFY22 Q3)

- All MCOs met the 80 percent standard for answered by a live person within 30 seconds.
- All MCOs met the ≤ 7 percent abandoned calls standard.
- All MCOs average hold times were under two minutes.

Member Hotline (STAR Kids – SFY22 Q3)

- All MCOs met the 80 percent standard for answered by a live person within 30 seconds.
- All MCOs met the ≤ 7 percent abandoned calls performance standard.
- All MCOs average hold times were under two minutes.

Behavioral Health Hotline (STAR/STAR+PLUS – SFY22 Q3)

- All MCOs met the 80 percent standard for answered by a live person within 30 seconds.
- All MCOs met the ≤ 7 percent abandoned calls standard.
- All MCOs average hold times were under two minutes.

Behavioral Health Hotline (STAR Kids – SFY22 Q3)

- All MCOs met the 80 percent standard for calls answered by a live person within 30 seconds.
- All MCOs met the ≤ 7 percent abandoned calls standard.
- All MCOs average hold times were under two minutes.

Provider Hotline (STAR/STAR+PLUS – SFY22 Q3)

- Fifteen MCOs met the ≤ 7 percent abandoned calls standard, except for one.
- Fifteen MCOs met the requirement for ≤ 2 minutes average hold time, except for one.

Provider Hotline (STAR Kids – SFY22 Q3)

- All MCOs met the ≤ 7 percent abandoned calls standard.
- All MCOs met the requirement for ≤ 2 minutes average hold time.

Dental Hotline (SFY22 Q3)

- All MCOs met the standard that 80 percent of all calls must be answered by a live person within 30 seconds, for member hotline.

- All MCOs met the ≤ 7 percent abandoned calls standard for member and provider hotline.
- All MCOs average hold times were under two minutes for member and provider hotlines.

The above instances of non-compliance are being addressed by HHSC. MCOs that have identified instances of non-compliance are reviewed quarterly for remedies as stated in the contract that include but are not limited to corrective action plans and liquidated damages assessments.

Provider Open Panel

MCOs submit provider files identifying the number of PCPs and main dentists who are accepting new Medicaid patients, which are described here as “open panel” PCPs and “open practice” dentists. HHSC monitors PCPs with “open panel” at an 80 percent benchmark.

Quarterly healthcare provider counts are reported on a one-quarter lag. In SFY22 Q3, all MCOs and DMOs met the 80 percent benchmark, except Community First Health Plan (77 percent) and Cook Children’s (68 percent) in STAR and Cook Children’s (66 percent) in STAR Kids. HHSC is monitoring and has not identified access to care concerns, issues, or complaints with these MCOs.

Appointment Availability

HHSC conducts four appointment availability (AA) studies each state fiscal year to assess how quickly members get in-person appointments. HHSC managed care contracts outline MCO provider network standards for timely appointments and the availability of specialist appointments without referrals. To promote and monitor program improvement, HHSC presents the results to the MCOs and issues corrective action plans and liquidated damages to MCOs that did not meet contractual standards.

Figure 6. 2022 Appointment Availability Behavioral Health Study Results

Program	Standard	2022
STAR (Child)	Behavioral Health (14 days)	83.7%
STAR (Adult)	Behavioral Health (14 days)	81.9%
STAR Kids	Behavioral Health (14 days)	79.5%
STAR+PLUS	Behavioral Health (14 days)	81.5%

HHSC will continue to conduct AA studies in 2023 for PCP, vision care, prenatal care, and behavioral health care.

Accessibility and Language Compliance

MCOs submit provider language and accessibility survey results by program and SDA on an annual basis. Deliverables for SFY21 are due from MCOs on December 30, 2022 and will be summarized in the SFY23 Q1 report.

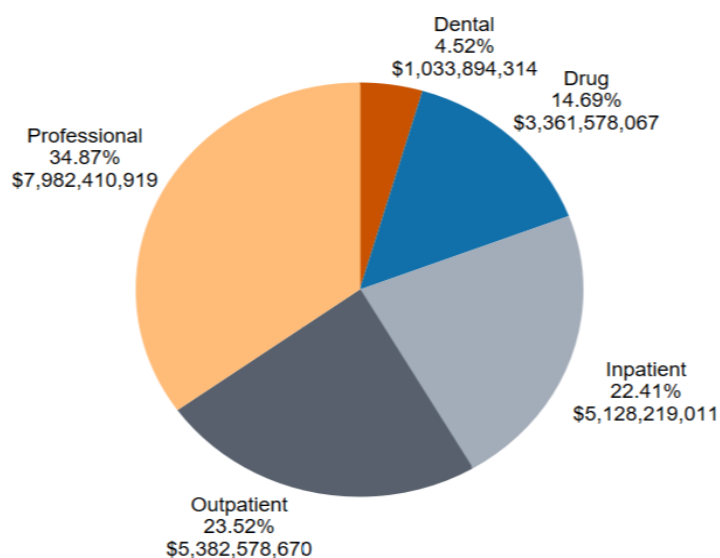
HHSC requires MCOs to make best efforts to ensure that PCPs are accessible 24 hours per day, 7 days a week, and outlines specific criteria for what constitute compliance with the managed care contracts. For example, providers must offer after-hours telephone availability through an answering service, recorded messages with contact information for on-call PCP, or call forwarding routing the caller to the on-call PCP or an alternate provider.

Each MCO is also required to systematically and regularly verify that covered services furnished by PCPs meet the 24/7 access criteria and enforce access standards in non-compliance. MCOs survey providers on a quarterly, semiannual, or annual basis to assess compliance for 24/7 and after-hours provider accessibility. MCOs utilize methods including computer-assisted telephone interviews, telephone surveys (non-computerized), mailed surveys, monthly secret shopper calls and face-to-face provider visits to measure provider accessibility compliance with the HHSC contractual standards. Provider compliance rates for 24/7 accessibility ranged from 30 percent to 100 percent. Providers who are not in compliance with 24/7 accessibility standards receive phone calls or letters from the MCOs detailing the requirements and are subject to remediation methods including mailed provider re-education letters regarding the managed care contractual standards, follow-up surveys, face-to-face re-education (e.g., evaluating and coaching provider staff, training) and unscheduled calls to providers to reassess compliance. MCOs employ contractual remedies for the provider until compliance is achieved or the provider contract is terminated.

Service Utilization

Attachment S illustrates enrollment and expenditures by program and claim type for SFY21, covering September 1, 2021, through August 31, 2022. In each annual report, HHSC reports the prior fiscal years data in order to include more complete data. These visualizations represent Medicaid encounter utilization data and Medicaid client enrollment data reported by program, MCO, SDA, and claim type. These data are self-reported by the MCOs and are subject to change. The total spending in STAR, STAR+PLUS, and STAR Kids in SFY21 are shown in the figure below.

Figure 7. 2022 Expenditures by Claim Type



“Inpatient” refers to inpatient hospital services and “outpatient” refers to services received at a hospital on an outpatient basis and at non-hospital facilities. Professional claims which include long-term services and supports account for about one-third of expenditures. The dental claims referenced include all dental services provided by the DMOs for children in the above-referenced programs as well as the dental paid for in the STAR+PLUS HCBS program.

Out-of-Network (OON) Utilization

MCOs are required to submit the OON Utilization Report for each SDA in which the MCO operates. In each SDA, the OON utilization should not exceed the following standards.

- 15% of inpatient hospital admissions.
- 20% of emergency room (ER) visits.
- 20% of total dollars billed for other outpatient services.

HHSC continues to work closely with MCOs to ensure compliance with the OON utilization standards. MCOs may submit a Special Exception Request Template (SERT) for areas of non-compliance. HHSC approves or denies the SERT based on the review of supporting information that demonstrates why the MCO was unsuccessful in provider contracting efforts. If approved, the MCO submits a recalculated OON Utilization Report, excluding the utilization of the aforementioned provider(s). If the recalculation does not bring the MCO into compliance, the MCO remains non-compliant and is subject to contract action such as assessing liquidated damages or implementing a CAP.

Attachment D provides OON utilization performance summary for SFY22 Q3. Because of the time required for data collection, OON utilization counts are reported on a one-quarter lag. The MCOs listed below exceeded OON utilization standards in SFY22 Q3 and have a SERT in place or are finalizing a SERT bringing the MCOs into compliance. HHSC will continue to monitor these MCOs and will require corrective action or other remedies as appropriate.

OON Emergency Room (ER) (<20 percent Standard)

- STAR
 - Community Health Choice – Approved SERT on file
 - Dell Children’s – Approved SERT on file

OON Inpatient (<15 percent Standard)

- STAR
 - Dell Children’s – Approved SERT on file
 - Parkland – Approved SERT on file

OON Other Outpatient (<20 percent Standard)

- All MCOs met the <20 percent standard for Other Outpatient.

Oversight of MCOs and DMOs

HHSC staff routinely evaluate and compile data reported by the MCOs and DMOs. All instances of non-compliance have, or are being, addressed by HHSC. If an MCO or DMO fails to meet performance standards, or other contract requirements such as accurate and timely submission of deliverables, HHSC uses a variety of remedies, including:

1. Developing CAPs.

2. Assessing monetary damages (actual, consequential, direct, indirect, special, and/or liquidated damages (LDs)).

The information reflected in this report represents the most current information available at the time it was compiled. The remedies process between HHSC and the health and dental plans may not be complete at the time the report is submitted to CMS.

5. Waiver Amendments and Upcoming Managed Care Initiatives

Waiver Amendments

The following amendments have been submitted to CMS.

Medically Fragile

House Bill 4533, 86th Texas Legislature, Regular Session, 2019 (Section 32), requires HHSC to pursue a benefit for medically fragile individuals. If determined to be cost effective, the legislation directed HHSC to submit an amendment to add this benefit to the 1115 Transformation waiver under the STAR+PLUS Home and Community Based Services (HCBS) program. HHSC submitted this amendment to CMS on September 1, 2020. After the original submission, CMS indicated the packet was not complete, and HHSC was required to resubmit the packet to CMS. The second submission of the packet was on February 22, 2021. HHSC and CMS continue to discuss the amendment.

Preferred Drug List (PDL) Prior Authorizations (PA)

Senate Bill 1096, 86th Texas Legislature, Regular Session, 2019, directs HHSC to exempt STAR Kids members from all preferred drug list (PDL) prior authorizations (PAs) to meet the requirements of Section 533.005, Government Code (a)(23)(L), as added by the bill. This amendment was submitted to CMS on November 5, 2021. HHSC and CMS continue to discuss the amendment.

Maternal and Child Health

House Bill 133, 87th Texas Legislature, Regular Session, 2021, directs HHSC to:

- Transition targeted Case Management for Children and Pregnant Women (CPW) services to Medicaid managed care. HHSC submitted this amendment on May 4, 2022, with a requested effective date of September 1, 2022. HHSC and CMS continue to discuss the amendment.
- Extend postpartum Medicaid coverage from 60 days to six months following delivery or involuntary miscarriage. HHSC submitted this amendment on May 25, 2022, with a requested effective date of September 22, 2022. HHSC and CMS continue to discuss the amendment.
- Transition the Healthy Texas Women (HTW) program services⁴ into managed care. HHSC plans to implement HTW managed care in Q2 of SFY2025.

Long-Term Services and Supports for Individuals with Intellectual and Developmental Disabilities (IDD) Transition

HHSC continues work toward implementation of a pilot program through the STAR+PLUS Medicaid managed care program to test person-centered managed care strategies and improvements under a capitated model.⁵ The pilot program will inform the future carve-in of waivers and community intermediate care facilities to a Medicaid managed care model, or system redesign, beginning with Texas Home Living in 2027. The pilot program will serve individuals with intellectual and developmental

⁴ <https://www.medicaid.gov/medicaid/section-1115-demo/demonstration-and-waiver-list/83311>

⁵ As required by House Bill 4533, 86th Texas Legislature, Regular Session, 2019.

disabilities (IDD), traumatic brain injury, and people with similar functional needs. The pilot program will operate in one SDA selected by HHSC with up to two STAR+PLUS Medicaid managed care plans. The pilot program will be implemented in phases and will operate for at least 24 months. Phase 1 will begin September 1, 2023. Phase 2 will begin February 1, 2024, and is when clients begin receiving services. HHSC and CMS are meeting monthly to review the draft amendment.

The Intellectual and Developmental Disabilities System Redesign Advisory Committee (IDD SRAC) and the Pilot Program Workgroup continue to meet and submit recommendations to aid in the development of the pilot program. The Pilot Program Workgroup and IDD SRAC are having joint meetings to focus on the pilot. HHSC has begun to operationalize programmatic elements including service coordination and consumer directed services.

Initiatives

Compliance with Home and Community-Based Services (HCBS) Settings Regulations

Texas continues efforts to comply with the federal HCBS settings regulations issued by CMS in March 2014. Compliance efforts include revising State rules and policies and conducting heightened scrutiny assessments on all STAR+PLUS HCBS assisted living facility settings. Proposed State rule amendments were posted for informal public comment in March 2022. HHSC is also revising managed care contracts to require MCOs to ensure their contracted providers comply with the HCBS settings regulations. These contract amendments became effective in September 2022. HHSC plans to replace the current fee-for-service day habilitation service with a new, fully compliant service called individualized skills and socialization in the Home and Community-based Services, Texas Home Living, and Deaf Blind with Multiple Disabilities 1915(c) waiver programs. Individualized skills and socialization service is designed to ensure compliance with the federal HCBS settings regulation and enhance individuals' opportunities for community integration. CMS provided initial approval to HHSC of the Texas Statewide Transition Plan on December 21, 2022.

Community Attendant Workforce Development Strategic Plan

The Community Attendant Workforce Development Strategic Plan was submitted to the legislature and Governor's office pursuant to legislative direction in 2019. The plan contains strategies related to recruiting and retaining community attendants and ensuring Medicaid recipients have adequate access to services. More specifically, the plan includes information and data about the community attendant workforce in Texas; feedback collected from stakeholders during a cross-agency forum and an online survey; and HHSC's long-term goals and recommendations for addressing challenges faced by individuals receiving community attendant care, as well as providers.

HHSC is currently working to implement the strategies identified in the strategic plan and explore stakeholder recommendations. Some of these strategies that relate directly to the waiver include dedicating resources at HHSC to coordinate and support a Workforce Development Taskforce.

- HHSC identified the Office of Disability Services Coordination as the dedicated resource to launch, support, and manage a taskforce. The Direct Service Workforce Development Taskforce (DSW Taskforce), launched in March 2021, is a collaborative workgroup whose purpose is to explore long-term recruitment and retention (non-wage based) strategies, which were proposed by stakeholders, within the community attendant, personal care attendant, and direct service

workforce. The DSW Taskforce provided input into the THTQIP 1115 Waiver application, HHSC's spending plan in response to the ARPA (American Rescue Plan Act) Section 9817 which provides States with a temporary ten percent point increase to the federal medical assistance percentage for Medicaid HCBS, and the project plan to explore recruitment and retention (non-wage based) strategies. The project plan has two main goals—enhance workforce development and improve data collection—and 16 objectives each with numerous research and data activities within a three state-fiscal-year project period. Seven of the objectives are already complete. During Q2, HHSC posted and awarded a contracted vendor to establish a direct service employer registry. The registry aims to connect direct care workers with potential employers. Direct care workers would have access to training through the registry at no cost. Implementation began in Q3 and will continue through the anticipated target completion date in May 2023. During Q3, HHSC released two surveys to gain insight into the needs of direct care workers and perceptions of the local workforce development boards on recruitment and retention efforts. During Q4, HHSC analyzed and reported the survey data and will continue to incorporate the findings into the project.

Critical Incident Management System

HHSC has implemented a new statewide critical incident management system (CIMS) for reporting critical incidents. The new system complies with guidance issued by CMS on March 12, 2014. The 2020-2021 General Appropriations Act, House Bill 1, 86th Legislature, Regular Session, 2019, appropriated funding to streamline the level of critical incident information received and to standardize the format for the new CIMS. HHSC has worked diligently with FEI Systems, the CIMS vendor, to configure a platform to collect all required critical incident information across all 1915(c) and STAR+PLUS Home and Community-Based Services programs. It includes information on abuse, neglect, and exploitation allegations (ANE) in addition to other non-ANE critical incidents required by program policy. All direct-care waiver providers in the impacted programs are required to report information into the new system. CIMS went live for fee-for-service waiver providers in July 2022. HHSC has given those providers a grace period to November 1, 2022, to fully utilize the system. MCO Long-Term Services and Supports provider rollout will occur at a later date. The implementation process required provider training by program, system testing, coordination between reporting systems, and assessments of program reporting requirements. HHSC continues to closely monitor all ongoing activities involved with CIMS implementation.

6. Demonstration-related Appeals and Complaints

Complaints Received by the State and MCOs

HHSC monitors complaints received by the Office of the Ombudsman Managed Care Assistance Team (OMCAT) and HHSC Managed Care Contracts and Oversight (MCCO). MCOs and DMOs are required to track and monitor the number of member complaints, appeals, and provider complaints received, to ensure resolution occurs within 30 days of receipt. A 98 percent compliance standard is required.

*Attachment O*⁶ includes complaints data compiled from both MCOs/DMOs and HHSC for members and providers. The reports in *Attachment O* reflect SFY22 Q2. Subsequent monitoring reports will continue to be reported on a two-quarter lag. Complaint data are displayed by the following:

- Top five most frequent types of complaints overall, separately for members and providers, by program, and by MCO/DMO.
- Outcome status by program and by MCO/DMO.
- Distribution of complaints and enrollment by MCO/DMO.
- Overall quarterly rate of complaints by MCO/DMO, including previous six quarters (as the data becomes available).

Generally, the total number of complaints submitted is small relative to the total number of individuals enrolled in Medicaid per month. Complaint data are expressed in the number of complaints per 10,000 clients (otherwise referred to as rate). Complaint volumes may vary based on MCO/DMO size, program (e.g., STAR versus STAR+PLUS), and complexity of population served.

Member Appeals

Attachment N is reported on a one-quarter lag and provides a performance summary of member appeals for SFY22 Q3. During the reporting period, STAR MCOs collectively reported 2,401 member appeals resolved. STAR+PLUS MCOs reported 2,250 and STAR Kids MCOs reported 1,089 member appeals resolved. DMOs collectively reported 454 member appeals resolved.

Member Appeal reports are submitted monthly. Most MCOs met the compliance standard for one or more months; Parkland was the only MCO that did not meet the 98 percent compliance standard for 30-day appeals resolved timely in the STAR program during the quarter. Identified instances of non-compliance are reviewed quarterly for remedies, as stated in the contract, that include but are not limited to CAPs and liquidated damages assessments.

Provider Fraud and Abuse

MCOs and DMOs are required to send referrals regarding Medicaid waste, abuse, or fraud to the HHSC Office of Inspector General (OIG). Please see *Attachments R1 and R2* for MCO and DMO provider referral details during SFY22. These attachments include the total number of referrals received and the allegation category.

⁶ Attachment O aggregates include STAR Health data, which is not a program included in the 1115 Demonstration Waiver.

Claims Summary Reports

MCOs and DMOs submit monthly claims summary reports (CSR) to HHSC for the following services: acute care, behavioral health (BH), vision services, pharmacy claims, and long-term services and supports (LTSS). The standards for the clean claims and appealed claims follow:

- appealed claims adjudicated within 30 days: >98 percent
- clean claims adjudicated within 30 days: >98 percent
- clean claims adjudicated within 90 days: >99 percent
- clean electronic claims adjudicated within 18 Days: >98 percent
- clean non-electronic (paper) claims adjudicated within 21 Days: >98 percent

Claims summary counts are reported on a one-quarter lag and reflect data through SFY22 Q3.

Attachment V1 provides a claims summary for the STAR program. **Attachment V2** provides claims summary for the STAR+PLUS program. **Attachment V3** provides a claims summary for the Dental program. **Attachment V4** provides a claims summary for the STAR Kids program.

Fair Hearings

The Fair and Fraud Hearings Department (FFH) of the Appeals Division of the HHSC receives appeal requests from applicants and clients contesting actions taken regarding benefits and services for various programs. Fair Hearings Officers conduct fair hearings and administrative disqualification hearings statewide for 169 eligibility programs within HHSC, including the waiver programs.

In the fourth quarter of FY22, FFH received 506 fair hearing requests for the programs authorized under the waiver (38 for the STAR program, 109 for the STAR Kids program, and 353 for the STAR+PLUS program). Of the 506 fair hearing requests, 75 were withdrawn by the appellant, 114 were dismissed, 71 were upheld, and 6 were reversed by the presiding Fair Hearings Officer; 240 decisions are pending final resolution. The total number of fair hearing requests received during FY22 Q4 slightly decreased from FY22 Q3. However, the COVID-19 PHE continues to influence the number of fair hearings for the 1115 waiver programs.

6.1 Anticipated Changes to Appeals

HHSC implemented an External Medical Review (EMR) option, to be performed by an Independent Review Organization (IRO) in May 2022 and received 24 requests during the program's inaugural month. Monthly increases have been gradual since program implementation. The EMR is an option for a member to request further review of the MCO's adverse benefit determination. The EMR takes place between the MCO internal appeal process and the State Fair Hearings. The MCO has to provide the IRO the same set of records the MCO reviewed to determine service denial or reduction. EMRs are conducted by IROs contracted with HHSC. The role of the IRO is to act as an objective arbiter and decide whether the MCO's original adverse benefit determination must be reversed or affirmed. In the fourth quarter of FY22, HHSC received 90 EMR requests for the Medicaid Managed Care programs (15 for the STAR program, 27 for the STAR Kids program, 33 for the STAR+PLUS program, and 10 in the Medicaid Dental program). Of the 90 EMR requests, 59 MCO internal decisions were upheld by the IRO, 22 MCO internal decisions were overturned by the IRO, 2 MCO internal decisions were partially overturned by the IRO, 4 were withdrawn by the member after assignment to an IRO, 2 were withdrawn by the member before assignment to an IRO, and 1 was determined not eligible for an IRO review.

7. Quality

HHSC received initial MCO quality measure results in October 2022 for measurement year 2021. Complete and final 2021 results will be posted on the Texas Healthcare Learning Collaborative Portal (thlcportal.com). The results will help inform HHSC decisions about its quality improvement programs for measurement years 2023 and 2024. The COVID-19 PHE continued to affect survey completion rates in SFY 2021, which limited the number of respondents on the surveys. HHSC has increased outreach efforts to account for the low response rate.

The External Quality Review Organization (EQRO) completes many required and optional quality review activities for HHSC each year. HHSC publishes an annual summary of EQRO activities that includes their key findings and recommendations. The most recent report is the [External Quality Review Organization Summary of Activities Report Contract Year 2021 \(PDF\)](#). The SFY 2021 report was published in April 2022 and includes information on the possible impacts of the PHE on quality measure results.

8. HCBS Quality Assurance Reporting

As required by STC 75, HHSC submitted the first STAR+PLUS HCBS performance measure report on March 29, 2022. HHSC has continued to research current MCO deliverables and other Medicaid data sources in order to develop performance measures which will fully support the 1915(c) assurance requirements for the STAR+PLUS HCBS waiver program on a long-term basis. HHSC intends to implement the CMS Proposed Quality Measure Set, shared with State Medicaid Directors on July 21, 2022, into the annual performance measure reports for the SFY23 reporting period.

Additionally, HHSC amended the MCO contracts to support the potential inclusion of managed care reporting requirements with an effective date of September 1, 2022. HHSC is finalizing data collection and reporting processes for the second iteration of the report with a submission date of March 31, 2023.

9. Directed Payment Programs

Per STC 36, monitoring reports as required in STC 74, include completion of the State Directed Payment (SDP) Reporting Chart for each state directed payment on an annual basis.

State Fiscal Year 2022

On November 15, 2021, CMS approved two directed payment programs retroactive to September 1, 2021:

1. Directed Payment Program for Behavioral Health Services (DPP for BHS) and
2. Quality Incentive Payment Program (QIPP).

On March 25, 2022, CMS approved the remaining three directed payment programs retroactive to September 1, 2021:

1. Comprehensive Hospital Increase Reimbursement Program (CHIRP),
2. Texas Incentives for Physicians and Professional Services (TIPPS), and
3. Rural Access to Primary and Preventive Services Program (RAPPS).

HHSC, working with contracted Medicaid MCOs, has successfully implemented these programs.

The approval of these directed payment programs achieves the funding transition from DSRIP to Medicaid managed care. *Attachments K1-K11* include State Directed Payment data in the form of the required chart for CHIRP, DPP for BHS, QIPP, RAPPS, TIPPS, reporting results, and the minimum fee schedules in SFY22. The measures selected for each programs' evaluation design were informed in part by DSRIP best practices. Participating providers in CHIRP, DPP BHS, RAPPS, and TIPPS completed their Year 1 provider reporting in Q4.

State Fiscal Year 2023

HHSC submitted the state fiscal year 2023 preprints for the aforementioned five directed payment programs on March 1, 2022. CMS questions and HHSC responses are posted on HHSC's directed payment program website. CMS and HHSC had ongoing discussions during Q4, and approval for all five directed payment programs was received on August 1, 2022.

10. Financial/Budget Neutrality

This section addresses the quarterly reporting requirements regarding financial and budget neutrality development and issues. The budget neutrality workbook is on a one-quarter lag (see *Attachment P*) and provides forecasting data through FFY22 Q3. Figures 8 and 9 provide information on the eligibility groups in budget neutrality calculations.

HHSC developed FFY21 Medicaid managed care rates that meet the actuarial soundness and federal requirements. Actuarial certification reports were submitted to CMS and the Office of the Actuary 45 days prior to the start of the rating period. HHSC has received CMS's approval of many of the contracts and capitation rates, but some approvals are still outstanding.

No adjustments to the rate development assumptions were made as a result of the COVID-19 PHE and its potential impact on program utilization and cost. At the time the FFY21 rates were calculated (May/June 2020), there was little credible information on the impact of the PHE specific to the Texas Medicaid population. In the actuaries' opinion, COVID-19 presented unprecedented challenges to setting prospective actuarially sound capitation rates that would appropriately consider the impact of COVID-19 on Medicaid cost and utilization. HHSC did not include these costs in the capitation rates and paid COVID-19 costs through a non-risk arrangement.

The rate changes varied by managed care program, MCO, region, and risk group, with an aggregate average rate increase of approximately 4 percent compared to the FFY20 capitation rates. This figure excludes the impact of mid-year revisions to the capitation rates. HHSC submitted fiscal year 2021 rate amendments for additional changes needed to ensure that the State is paying actuarially sound capitation rates.

DY11 Q4 July – September 2022

Figure 8. Eligibility Groups Used in Budget Neutrality Calculations

Eligibility Group	Month 1 (July 2022)	Month 2 (Aug 2022)	Month 3 (Sep 2022)	Total for Quarter Ending 9/2022
Adults	677,027	688,328	701,836	2,067,191
Children	3,525,431	3,552,855	3,582,323	10,660,609
AMR	367,947	369,448	370,583	1,107,979
Disabled	422,169	422,339	422,485	1,266,993

* These data are provided by HHSC Forecasting.

Figure 9. Eligibility Groups Not Used in Budget Neutrality Calculations

Eligibility Group	Month 1 (July 2022)	Month 2 (Aug 2022)	Month 3 (Sep 2022)	Total for Quarter Ending 9/2022
Foster Care	48,511	48,384	48,570	145,464
Medically Needy	100	95	95	291
CHIP-Funded	435,558	437,986	441,122	1,314,666
STAR+PLUS	15,592	15,511	15,448	46,551
217-Like HCBS				

* These data are provided by HHSC Forecasting.

10.1 Anticipated Changes to Financial/Budget Neutrality

These STCs set forth a base year of federal fiscal year 2022 to be used in the first rebasing exercise. These terms identified adjustments for the base year and projected expenditures in Attachment U, inclusive of the proposed directed payment programs as a part of the DSRIP transition. The waiver reflects a DSRIP pool ending date of September 30, 2021, and the transition to directed payment programs starting September 1, 2021.

Texas Medicaid expenditures in FFY22, the base year, in conjunction with cost trends and adjustments will set the annual expenditure limit for the remainder of the 10-year waiver term.

11. Demonstration Operations and Policy

Medicaid Managed Care

The goals of the Texas Healthcare Transformation and Quality Improvement Program are to:

- Expand risk-based managed care to new populations and services.
- Support the development and maintenance of a coordinated care delivery system.
- Improve outcomes while containing cost growth.
- Transition to quality-based payment systems across managed care and providers.

HHSC continues to include additional services within the risk-based managed care program to support a coordinated care delivery system. The savings attained under the 1115 Waiver reflect the changes in cost growth over time. The DSRIP transition to a sustainable, integrated payment system while evaluating quality performance of providers within MMC further aligns financial incentives and establishes a strong, steady foundation for our program.

HHSC and the Medicaid MCOs achieved the following MMC milestones in SFY22 Q4, including:

- Implemented revisions to the STAR Kids Screening and Assessment Instrument to improve initial and reassessment processes, as directed by Senate Bill 1207, 86th Texas Legislature, Regular Session, 2019.
- Added Case Management for Children and Pregnant Women services into the array provided by Medicaid MCOs to current members.
- Implemented emergency triage, treatment, and transport (ET3) services in Medicaid, including managed care.

Challenges successfully navigated during SFY22 Q4 include:

- Continued implementation of a wide range of COVID-19 PHE member and provider flexibilities, including use of teleservices, to ensure member health and safety and continuity of care while planning for the end of the PHE.

Upcoming major initiatives and activities that support the waiver goals include:

- Allowing MCOs to provide more care coordination services using telecommunications or information technology.
- Expanding Medicaid coverage for women six months after delivery.
- Including HTW in managed care.
- Full compliance with the home and community-based settings regulations.
- Implementing the STAR+PLUS Pilot Program.
- Implementing a policy change to better serve medically fragile adults.
- Implementing additional services MCOs can provide in lieu of an inpatient hospitalization.

Procurement Activities

HHSC has created a plan to procure new contracts for STAR+PLUS, STAR, and STAR Kids according to the estimated timeline below.

STAR+PLUS

- Request for Proposals (RFP) Posting: March 2022 Available at <http://www.txsmartbuy.com/esbddetails/view/HHS0011062>
- Estimated Notice of Award: March 2023
- Start of Operations: February 2024

STAR

- RFP Posting: Q2 SFY23
- Estimated Notice of Award: Q2 SFY24
- Start of Operations: Q2 SFY25

STAR Kids

- RFP Posting: Q2 SFY24
- Estimated Notice of Award: Q2 SFY25
- Start of Operations: Q2 SFY26

12. Litigation Summary

Table 2. Consideration 1

Type of Consideration	Ongoing litigation
Summary of Consideration	<p><i>Frew, et al. v. Young, et al.</i> (commonly referred to as <i>Frew</i>), was filed in 1993, and was brought on behalf of children under age 21 enrolled in Medicaid and eligible for Early and Periodic Screening, Diagnostic, and Treatment (EPSDT) benefits. The class action lawsuit alleged that the Texas EPSDT program did not meet the requirements of the Federal Medicaid Act. The lawsuit was settled by a consent decree in 1996. The decree requires numerous State obligations and is monitored by the Court. In 2000, the court found the State defendants in violation of several of the decree's paragraphs. In 2007, the parties agreed to eleven corrective action orders to bring the State into compliance with the consent decree and to increase access to EPSDT benefits.</p> <p>Currently, five of the eleven corrective action orders and their related consent decree paragraphs are fully dismissed: (1) Check-Up Reports and Plans for Lagging Counties, (2) Prescription and Non-Prescription Medications, Medical Equipment, and Supplies, (3) Transportation Program, (4) Health Care Provider Training, and most recently, (5) Outreach and Informing. Part III of the Managed Care CAO has also been dismissed.</p> <p>In 2014, the parties jointly agreed to vacate most of the Toll-Free Numbers corrective action order, and the related consent decree paragraphs. One toll-free number remains under the corrective action order and court monitoring.</p>
Date and Report in Which Consideration Was First Reported	The lawsuit was filed on September 1, 1993. The consent decree was entered on February 20, 1996. The eleven corrective action orders were entered on April 27, 2007.
Summary of Impact	The consent decree and corrective action orders touch upon many program areas, and generally require the State to take actions intended to ensure access, or measure access, to Medicaid services for children. The Texas Medicaid program must consider these obligations in many policy and program decisions for Medicaid services available for persons under age 21.
Estimated Number of Beneficiaries	Estimated (as of June 2022) at 4,177,803.

Medicaid Section 1115 Monitoring Report
Texas Healthcare Transformation and Quality Improvement Program
Demonstration Year DY11: October 1, 2021 – September 30, 2022
State Fiscal Year FY22: September 1, 2021 – August 31, 2022

If Issue, Remediation Plan and Timeline for Resolution / Updates in Status if Previously Reported.	HHSC and DSHS will continue to follow the obligations in the remaining portions of the consent decree and corrective action orders until they are dismissed by the court.
--	---

13. Health IT

Health Information Exchange (HIE) Connectivity Project Update

The HIE Connectivity Project is a Texas Medicaid initiative funded by CMS. The project consists of three strategies and the Patient Unified Look-up System for Emergencies (PULSE). Successful implementation of the three strategies will result in increased HIE adoption by Medicaid providers, creation of new HIE capacity in Texas, and bring clinical information into the Texas Medicaid program through HIE. The following is an update regarding progress made for each strategy and PULSE.

HIE IAPD Strategies 1-3

Strategy 1/Medicaid Provider HIE Connectivity: As of September 30, 2022, 464 providers have been approved through Strategy 1 to join with the three local HIEs: C3HIE (formerly known as HASA), Greater Houston Healthconnect (GHH), and Rio Grande Valley HIE (RGVHIE). This includes 105 ambulatory practices, including Federally Qualified Health Centers (FQHCs) and Rural Health Clinics (RHCs), and 43 hospitals.

Strategy 2/Texas HIE Infrastructure: Maintenance and enhancement of connectivity between participating local HIEs and Texas Medicaid, via the Texas Health Services Authority (THSA's) HIETexas, is ongoing. The framework for the exchange, transport, integration, and retrieval of electronic health information between and among healthcare entities continues to be supported. A master patient index (MPI) and HL7 integration engine are used to process data, including Admission, Discharge, Transfer (ADT) alerts and Consolidated-Clinical Document Architecture (C-CDA) messages, received from the three local HIEs currently participating in the project. HIETexas continues to support a user interface for individuals designated by HHSC, integration work and technical assistance for local HIEs, as well as activities and capabilities required for C-CDA Transition of Care summaries and Emergency Department Encounter Notification (EDEN) ADT alerts delivered to Texas Medicaid. Additionally, patient census information is automatically obtained and ingested via the EDEN software platform for query services. This includes the capability to query and retrieve documents from multiple HIE networks at the local and national level. These queried documents can be pushed to Texas Medicaid and EDEN subscribers.

During Q4, C3HIE connected to THSA via the eHealth Exchange. This connectivity improves HIETexas' ability to deliver targeted and standardized data to Texas Medicaid.

Strategy 3/EDEN System: In addition to those providers and hospitals onboarded to the project via Strategy 1, C3HIE sends ADT alerts from all its existing hospital connections. Additionally, THSA is making direct connections with hospitals, urgent care facilities, and Skilled Nursing Facilities (SNFs)/rehab. As of September 30, 2022, THSA has made direct connections to 102 hospitals and urgent care facilities. Forty direct connections are in progress and subscribers continue to be added. ADT alerts via the local HIEs and THSA's direct hospital connections continue to be received through HIETexas and sent to Texas Medicaid and EDEN subscribers. HHSC is currently analyzing the data for quality as part of the effort to build a repository that will make project data accessible and usable to various departments and program areas within HHS.

PULSE

PULSE infrastructure, which interconnects disparate health information from multiple sources in response to a disaster, continues to operate and is ready for use to help Texans during the upcoming hurricane season. PULSE allows authorized users to query for clinical data, support patient reunification efforts, and search public health emergency patient data. The HIETexas PULSE system is being maintained and prepared to be activated in the instance of a declared disaster in Texas.

During Q4, BCFS, American Red Cross, and the San Antonio Metro Health remained engaged and actively participated in HIETexas PULSE training and demonstrations. Dallas County, Austin Public Health, and North Central Texas Trauma Regional Advisory Council also attended demonstrations in Q4.

14. Evaluation

HHSC completed the following 1115 Waiver evaluation activities during FFY22 Q4:

- HHSC received CMS approval of Texas A&M University's (TAMU) Interim Report covering DYs 7-11 (2017 STCs) on August 2, 2022.
- HHSC continued coordinating with TAMU on Revision 6.1 of the 1115 Evaluation Design covering DYs 7-11 (2017 STCs) to reflect plans for the Interim Evaluation Report #1 (due on March 31, 2024, in accordance with the 2021 STCs). HHSC aims to submit Revision 6.1 of the 1115 Evaluation Design to CMS for review in early FFY23.
- HHSC held a virtual Quarterly Meeting with TAMU on August 22, 2022, and a follow-up a call on September 22, 2022, to discuss overall progress on the evaluation.
- HHSC analysts transferred evaluation-related data to TAMU in September 2022.

HHSC analysts prepared an evaluation narrative describing how the 1115 Evaluation Design may be impacted by an amendment to implement the STAR+PLUS Pilot Program under the 1115 waiver. HHSC aims to submit the amendment to CMS by Spring 2023.

HHSC completed the following key 1115 Waiver evaluation activities during DY11 (FFY22):

- HHSC submitted Revision 5.2 of the 1115 Evaluation Design covering DYs 7-11 to CMS on November 17, 2021. HHSC received CMS approval of Revision 5.2 of the 1115 Evaluation Design covering DYs 7-11 on March 16, 2022.
- HHSC received CMS approval of the Revised 1115 Evaluation Design covering DYs 10-19 on May 26, 2022 (2021 STCs).
- CMS provided feedback on the Interim Evaluation Report conducted by TAMU (submitted September 29, 2021, in accordance with the December 2017 STCs) on December 6, 2021. HHSC submitted TAMU's revised Interim Evaluation Report to CMS on February 4, 2022. HHSC received CMS approval of TAMU's revised Interim Evaluation Report on August 2, 2022.
- HHSC coordinated with TAMU and CMS on plans for the Interim Evaluation Report #1 (due on March 31, 2024, in accordance with the January 2021 STCs).
 - o HHSC began developing Revision 6.1 of the 1115 Evaluation Design covering DYs 7-11 (2017 STCs) to reflect plans for the Interim Evaluation Report #1 (due on March 31, 2024, in accordance with the 2021 STCs).
 - o HHSC aims to submit Revision 6.1 of the 1115 Evaluation Design to CMS for review in early federal fiscal year 2023.

Modifications to the Evaluation Design

HHSC received CMS approval of Revision 5.2 of the 1115 Evaluation Design covering DYs 7-11 on March 16, 2022. Revision 5.2 includes a reference CMS requested for Measure 1.1.5. No other changes to the 1115 Evaluation Design covering DYs 7-11 or the 1115 Evaluation Design covering DYs 10-19 were requested during DY11.

Description of Evaluation Findings or Reports

CMS approved TAMU’s revised Interim Report on August 2, 2022. Key takeaways from the Interim Report were described in the Annual Monitoring Report for DY10. Additional evaluation findings will be summarized after the Interim Evaluation Report #1 is submitted (due on March 31, 2024, in accordance with the STCs).

The table below lists evaluation-related deliverables. There are no anticipated barriers at this time.

Table 3. Evaluation-related Deliverables

Type of Evaluation Deliverable	Due Date	State Notes or Comments	Description of Any Anticipated Issues
Evaluation Design Plan (2017 STCs)	N/A	CMS approved the Evaluation Design on 8/2/2018.	N/A
Obtain Independent External Evaluator (2017 STCs)	N/A	HHSC executed the contract with TAMU on 8/31/2019.	N/A
Interim Evaluation Report (2017 STCs)	N/A	CMS approved TAMU’s revised Interim Report to CMS on 8/2/2022.	N/A
Evaluation Design Plan (2021 STCs)	N/A	CMS approved the Evaluation Design on 5/26/2022.	N/A
Obtain Independent External Evaluator (2021 STCs)	5/26/2023	HHSC is in the preliminary stages of obtaining an independent external evaluator.	<i>No issues anticipated at this time</i>
Interim Evaluation Reports (2021 STCs)	3/31/2024 ¹ ; 3/31/2027; 9/30/2029		<i>No issues anticipated at this time</i>
Summative Evaluation Report (2021 STCs)	3/30/2032		<i>No issues anticipated at this time</i>

Notes. ¹ Interim Evaluation Report #1 under the 2021 STCs replaced the Summative Evaluation Report previously required under the 2017 STCs.

15. Delivery System Reform Incentive Payment Program

The DSRIP Program evolved from project-level reporting in DY1-6 to provider-level outcome reporting in DY7-10 to measure the continued transformation of the Texas healthcare system. DSRIP providers report on required categories at the provider system level, rather than the project level. DY7-10 is an opportunity to advance sustainability of providers' transformed systems, including development of alternative payment models (APMs) to continue services for Medicaid and low-income or uninsured (MLIU) individuals. Regional Healthcare Partnerships (RHP) updated their RHP Plans during DY9 Q1, which HHSC reviewed and approved. The plan updates provided an opportunity to reassess regional efforts toward a coordinated care delivery system. The plan updates also allowed providers to update their outcome measures selection and activities for reporting during DY9-10. Providers choose the focus areas of initiatives that drive system transformation and improve quality of services and health outcomes for individuals served.

April DY11 Reporting Payments

Providers reported achievement of DY10 Category B MLIU patients served and DY9 and DY10 Category C measures in April 2022. In total for April 2022 reporting, \$1,780,416,126 was paid to DSRIP providers in July 2022, based on available Intergovernmental Transfer (IGT), for a total of \$24.4 billion in DY1-10 DSRIP payments to date. **Attachment X** includes DSRIP providers' overall status for April DY11 reporting. **Attachment Y** provides estimated remaining payments.

COVID-19 Accommodations

In light of the significant impact of the COVID-19 PHE, HHSC and CMS agreed on flexibility for reporting and demonstrating achievement on certain reporting requirements for DY9 and DY10. The totals above reflect providers' use of the approved flexibilities. CMS approved a COVID-19 accommodation for Category B including:

- Broadening the definition of an encounter to include patient telephone calls for DY9-10.
- Allowing HHSC to adjust allowable variation across all providers.

Twenty providers requested to carryforward their Category B reporting into DY11 and completed reporting on their Category B MLIU volume during the April DY11 reporting period. The DY10 accommodation allowed providers to earn close to \$1.5 million more in Category B than if there had been no accommodation.

CMS approved a COVID-19 accommodation for DY9-10 Category C including:

- Earning payment for DY9 or DY10 achievement milestones based on the higher of a provider's approved DY8 achievement, the statewide average approved DY8 achievement per measure or measure bundle, DY9 achievement in calendar year (CY) 2020 or CY21 for DY9 achievement milestones, or DY10 achievement in CY21 for DY10 achievement milestones.
- Using the average approved DY8 achievement per bundle measure as the minimum payment for a provider's DY9 or DY10 achievement milestone for measures that have been selected by 10 or fewer providers.
- Requiring providers to report CY20 and CY21 data to be eligible for payment on the Category C achievement milestones.

Providers may use the DY9 Category C accommodation during April or October DY10 reporting and the DY10 Category C accommodation during April or October DY11 reporting.

April DY11 Category C Reporting

In April DY11, 2,593 Category C measures were eligible to report Performance Year 4 (PY4, which is 01/01/21 – 12/31/21) to potentially earn payment for remaining DY9 achievement milestones and DY10 reporting and achievement milestones.

Of the 2,511 achievement milestones (pay-for-performance) that were approved for PY4 (CY21) reporting in April 2022, 768 (or 31 percent) used the approved COVID-19 accommodations to earn payments. Providers earned \$269,732,585.91 in payments that they would not have earned without the approved COVID-19 accommodations.

Overall, 83.12 percent of measures reported in April 2022 reported full achievement of the DY10 goal in PY4, and an additional 16.72 percent of measures reported partial achievement of the DY10 goal in PY4. For remaining DY9 achievement, 20.05 percent of measures were reported in April 2022 as fully achieving the DY9 goal in PY4, and an additional 79.04 percent of measures reported partially achieving the DY9 goal in PY4.

Providers may report remaining DY10 reporting and achievement milestones in October DY11. October 2022 will be the final DSRIP reporting opportunity.

The table below provides a summary of reported DY9 and DY10 achievement by measure type across April DY11 reporting and ***Attachment Z*** includes all Category C reporting and summaries by measure, Measure Bundle, provider type, measure type, and region.

Measure Type	P4P Measures Active in DY9-10	P4P Measures that have reported PY4 (CY21) in DY11	P4P 100% of AM-10.x Goal Achieved in PY4	P4P Partial Achievement of AM-10.x Goal in PY4	P4P 100% of AM-9.x Goal Achieved in PY4	P4P Partial Achievement of AM-9.x Goal in PY4
Cancer Screening	114	94%	86.92%	13.08%	31.58%	68.42%
Clinical Outcome	507	96%	77.11%	22.89%	20.87%	79.13%
Hospital Safety	231	100%	66.67%	33.33%	19.74%	80.26%
Immunization	252	96%	84.23%	15.77%	17.50%	82.50%
Population Based Clinical Outcome	111	98%	67.89%	29.36%	13.79%	75.86%
Process	1362	96%	88.76%	11.24%	20.13%	79.87%
Quality of Life	19	100%	94.74%	5.26%	NA*	NA*
All Measures	2612	96%	83.12%	16.72%	20.05%	79.04%

*Quality of Life AM-9.x were 100% achieved in PY3.

16. Charity Care Pools

Uncompensated Care Pool

As part of the extension of the 1115 Waiver, CMS required two resizing's of the UC pool based on hospital charity care reported by Texas hospitals. HHSC and CMS negotiated the policies that would inform the resizing process to follow a consistent methodology, but with modifications to ensure that the resizing did not include data that might be impacted by the COVID-19 PHE. The UC pool for Demonstration Years 12 through 16 of the current 1115 Waiver will be \$4.51 billion per year. This is \$638 million greater in UC funds per year than Texas providers currently receive for DY11. The UC pool will be resized again in 2027 for DYs 17 through 19.

Public Health Provider Charity Care Pool

On December 22, 2021, the HHSC received federal approval of the Public Health Providers – Charity Care Program (PHP-CCP) Protocol from the CMS under the 1115 Waiver. The PHP-CCP became operational October 1, 2021, and reimburses qualifying providers for certain medical services to defray the uncompensated costs of providing medical services to Medicaid recipients or uninsured individuals. In year 1 of the program, payments will reimburse uncompensated care and Medicaid shortfall. In year 2, the program will transition to reimbursements for charity care only. Total funding will not exceed \$500 million (total computable) in each of the first two years of the program. In future years, this pool is subject to resizing based on actual charity care costs incurred by eligible providers.

17. Post Award Forum

HHSC provided the summary of the post-award forum, which was held during Q3, as required for the reporting period and in the annual report.

In compliance with STC 79, HHSC hosted a public post-award forum in-person and with a virtual attendance option webinar on June 9, 2022, to provide the public with updates on the progress of THTQIP waiver extension that was approved on January 15, 2021. The public forum was held at the Winters Building Public Hearing Room, 701 W. 51st Street Austin, TX 78751. The date, time, and location of the public forum were published on HHSC's website 30 days in advance of the meeting.

During the June 2022 post-award public forum, the public was provided with an update on the following Transformation waiver topics: 10-year waiver extension, supplemental payments, DPPs, DSRIP, budget neutrality, monitoring and reporting, amendment updates and evaluation design plan. Links to the 1115 DY10 annual report and COVID-19 resource pages were also provided to the public. Public comment was also received and documented at this meeting. Comments received related to support for the amendment extending postpartum coverage, support of PHP-CCP funding, DPPs, the DSRIP program and the 1115 Transformation Waiver in general. Requests for the PowerPoint presentation and agenda were received from some stakeholders. The presentation and agenda were posted to the HHSC website.

HHSC received written comments from the following stakeholders: Texas Health Resources, El Paso Department of Public Health, Every Body Texas, Texas Association of Community Health Centers, Texas Hospital Association, and Young Invincibles. Oral comments during the public forum were provided by the following Stakeholders: National Service Office for Nurse Family Partnership and Child First, Every Body Texas, Children's Defense Fund Texas, Texas Council of Community Centers, Young Invincibles, Smith County Champions for Children, Dillon Joyce, Ltd., Healthy Futures of Texas/Texas Women's Healthcare Coalition, March of Dimes, and Texans Care for Children. Following is a summary of the comments received at the post-award public forum.

- Several stakeholders provided feedback about postpartum coverage noting concerns about lack of comprehensive services for women once Medicaid coverage ends and losing Medicaid coverage at the end of the PHE when women no longer qualify for Medicaid. Comments included requesting postpartum coverage for one full year after birth; providing data and information about the improved health benefits and outcomes of extending postpartum coverage; and noting that Texas postpartum extension is an important means of addressing racial disparities, maternal health, and mortality. Stakeholders commented in support of the DPPs and advocated for state leadership to expand coverage to low-income working age adults and the Uncompensated Care pool. A stakeholder cited the eight-month transition of the DSRIP to the DPPs and delayed payments during that time that created stressors on the state's providers. The commenter continued to note that year 1 delay in the DPP prevented the state from paying rate enhancements (\$7M per day existing rate enhancements expired) causing smaller hospitals and hospitals with large Medicaid volumes to deplete their cash reserves.
- A stakeholder noted it is important that HHSC unwinds the Medicaid continuous coverage provision carefully to minimize excessive coverage loss and supports HHSC's goal to maintain coverage for eligible populations and connect those transitioning off Medicaid.

- One stakeholder asked about reimbursement for local health departments and future amendments to PHP-CCP policy.

18. Report Attachments

Attachment A - Managed Care Organizations by Service Delivery Area. The attachment includes a table of the health and dental plans by Service Delivery Area.

Attachment B1 - Enrollment Summary. The attachment includes annual and quarterly Dental, STAR, STAR Kids and STAR+PLUS enrollment summaries.

Attachment B2 - Medicaid and CHIP Enrollment Reports. Includes Medicaid and CHIP Enrollment Reports from December through February 2022.

Attachments C1, C2, C3 - Provider Network and Methodology. The attachments summarize STAR, STAR Kids, and STAR+PLUS network enrollment by MCOs, SDAs, and provider types. It also includes a description of the methodology used for provider counts and terminations.

Attachments D - Out-of-Network Utilization. The attachments summarize Dental, STAR, STAR Kids, and STAR+PLUS out-of-network utilization.

Attachment E - Distance Standards. The attachment shows the State's distance standards by provider type and county designation.

Attachments H1 - H4 - Network Access Analysis. The attachments include the results of the State's analysis for PCPs, main dentists, and specialists.

Attachment J - MCO Pharmacy GeoMapping Summary. The attachment includes the STAR, STAR Kids, and STAR+PLUS plans' self-reported GeoMapping results for pharmacy.

Attachments K1, K2, K3, K4, K5, K6, K7, K8, K9, K10, K11 - State Direct Programs. The attachments display QIPP uniform rate increase and value-based payments, Nursing Facility Claims Minimum Fee Schedule including QIPP NF funds earned per Metric, UHRIP rate increase, and Rural Hospital MCO Encounter Minimum Fee Schedule.

Attachments M1 - M4 - Hotline Summaries. The attachments provide data regarding phone calls and performance standards of MCO and DMO Member and Provider Hotlines.

Attachment N - MCO Appeals. The attachment includes Dental, STAR, STAR Kids, and STAR+PLUS appeals received by MCOs.

Attachment O - HHSC and MCOs self-reported Complaints. The attachment includes information concerning Dental, STAR, STAR Kids, and STAR+PLUS complaints received by the State and MCOs.

Attachment P - Budget Neutrality. The attachment includes actual expenditure and member-month data as available to track budget neutrality.

Attachment Q - Members with Special Healthcare Needs Report. The attachment represents total MSHCN enrollment in STAR, STAR Kids, and STAR+PLUS during the prior fiscal year.

Attachments R1, R2 - Provider Fraud and Abuse. The attachments represent a summary of the referrals that STAR, STAR Kids, STAR+PLUS, and Dental Program plans sent to the OIG during the biannual reporting period.

Attachment S - Service Utilization. The attachment displays Enrollment and Expenditure Graphs for the previous fiscal year.

Attachments V1 - V4 - Claims Summary. The attachments are summaries of the MCOs' claims adjudication results.

Attachment X - DSRIP Provider Summary.

Attachment Y - DSRIP Remaining Payments.

Attachment Z - DSRIP Category C Summary Workbook.

Attachment A
Managed Care Plans by Service Area
SFY22 Annual Report

Service Area	STAR	STAR+PLUS	STAR Kids
Bexar	Aetna Better Health	Amerigroup	Community First Health Plans
	Amerigroup	Molina Healthcare of Texas	Superior HealthPlan
	Community First Health Plans	Superior HealthPlan	
	Superior HealthPlan		
Dallas	Amerigroup	Molina Healthcare of Texas	Amerigroup
	Molina Healthcare of Texas	Superior HealthPlan	Aetna Better Health
	Parkland Community Health Plan		
El Paso	El Paso Health	Amerigroup	Amerigroup
	Molina Healthcare of Texas	Molina Healthcare of Texas	Superior HealthPlan
	Superior HealthPlan		
Harris	Amerigroup	Amerigroup	Amerigroup
	Community Health Choice	Molina Healthcare of Texas	Texas Children's Health Plan
	Molina Healthcare of Texas	UnitedHealthcare Community Plan	UnitedHealthcare Community Plan
	Texas Children's Health Plan		
	UnitedHealthcare Community Plan		
Hidalgo	Driscoll Children's Health Plan	Cigna-HealthSpring	Driscoll Health Plan
	Molina Healthcare of Texas	Molina Healthcare of Texas	Superior HealthPlan
	Superior HealthPlan	Superior HealthPlan	UnitedHealthcare Community Plan
	UnitedHealthcare Community Plan		
Jefferson	Amerigroup	Amerigroup	Texas Children's Health Plan
	Community Health Choice	Molina Healthcare of Texas	UnitedHealthcare Community Plan
	Molina Healthcare of Texas	UnitedHealthcare Community Plan	
	Texas Children's Health Plan		
	UnitedHealthcare Community Plan		
Lubbock	Amerigroup	Amerigroup	Amerigroup
	FirstCare Health Plans	Superior HealthPlan	Superior HealthPlan
	Superior HealthPlan		
MRSA Central	Amerigroup	Superior HealthPlan	Blue Cross Blue Shield of Texas
	Right Care from Scott & White	UnitedHealthcare Community Plan	UnitedHealthcare Community Plan
	Superior HealthPlan		
MRSA Northeast	Amerigroup	Cigna-HealthSpring	Texas Children's Health Plan
	Superior HealthPlan	UnitedHealthcare Community Plan	UnitedHealthcare Community Plan
MRSA West	Amerigroup	Amerigroup	Amerigroup
	FirstCare Health Plans	Superior HealthPlan	Superior HealthPlan
	Superior HealthPlan		
Nueces	Driscoll Health Plan	Superior HealthPlan	Driscoll Health Plan
	Superior HealthPlan	UnitedHealthcare Community Plan	Superior HealthPlan
	UnitedHealthcare Community Plan		
Tarrant	Aetna Better Health	Amerigroup	Aetna Better Health
	Amerigroup	Cigna-HealthSpring	Cook Children's Health Plan
	Cook Children's Health Plan		
Travis	Blue Cross Blue Shield of Texas	Amerigroup	Blue Cross Blue Shield of Texas
	Dell Children's Medical Center	UnitedHealthcare Community Plan	Superior HealthPlan
	Superior HealthPlan		
Statewide	DentaQuest USA Insurance Company, Inc.		
	MCNA Insurance Company		
	United HealthCare Dental		

Attachment B1
Enrollment Summary
SFY22 Q3
SFY22 Q4 Report
(Blanks = No Data Available)

	SDA	MCO	Q3	Market Share
Dental	Statewide	DentaQuest	2,197,527	54%
		MCNA	1,447,362	36%
		United Dental	390,449	10%
Dental Total			4,035,338	100%
STAR	Bexar	Aetna	36,195	1%
		Amerigroup	15,571	0%
		Community First	161,854	3%
		Superior	172,467	4%
	Dallas	Amerigroup	624,648	13%
		Molina	45,071	1%
		Parkland	224,379	5%
	El Paso	El Paso First	93,246	2%
		Molina	5,597	0%
		Superior	129,846	3%
	Harris	Amerigroup	111,415	2%
		CHC	344,282	7%
		Molina	16,686	0%
		Texas Children's	474,549	10%
		United	130,907	3%
	Hidalgo	Driscoll Children's	142,686	3%
		Molina	56,070	1%
		Superior	194,130	4%
		United	69,358	1%
	Jefferson	Amerigroup	11,189	0%
		CHC	31,366	1%
		Molina	5,426	0%
		Texas Children's	49,012	1%
		United	28,060	1%
	Lubbock	Amerigroup	13,531	0%
		FirstCare	50,235	1%
		Superior	48,443	1%
	MRSA Central	Amerigroup	27,591	1%
		Scott & White	63,213	1%
		Superior	117,135	2%
	MRSA Northeast	Amerigroup	96,749	2%
		Superior	158,115	3%

Attachment B1
Enrollment Summary
SFY22 Q3
SFY22 Q4 Report
(Blanks = No Data Available)

	SDA	MCO	Q3	Market Share
	MRSA West	Amerigroup	49,211	1%
		FirstCare	59,962	1%
		Superior	128,049	3%
	Nueces	Driscoll Children's	92,442	2%
		Superior	28,584	1%
		United	4,380	0%
	Tarrant	Aetna	89,484	2%
		Amerigroup	176,620	4%
		Cook Children's	157,027	3%
	Travis	BCBS	54,303	1%
		DELL	41,682	1%
		Superior	130,260	3%
STAR Total			4,761,026	87%
STAR Kids	Bexar	Community First	7,797	5%
		Superior	7,071	4%
	Dallas	Aetna	7,102	67%
		Amerigroup	15,486	9%
	El Paso	Amerigroup	1,422	1%
		Superior	3,599	2%
	Harris	Amerigroup	7,099	4%
		Texas Children's	21,902	13%
		United	10,077	6%
	Hidalgo	Driscoll Children's	6,604	4%
		Superior	9,454	6%
		United	6,409	4%
	Jefferson	Texas Children's	2,867	2%
		United	2,289	1%
	Lubbock	Amerigroup	1,480	1%
		Superior	2,054	1%
	MRSA Central	BCBS	4,797	3%
		United	4,698	3%
	MRSA Northeast	Texas Children's	5,596	3%
		United	5,678	3%
	MRSA West	Amerigroup	3,194	2%
		Superior	3,929	2%
	Nueces	Driscoll Children's	4,091	2%







Attachment B1
Enrollment Summary
SFY22 Q3
SFY22 Q4 Report
(Blanks = No Data Available)

	SDA	MCO	Q3	Market Share
	Nueces	Superior	1,263	1%
	Tarrant	Aetna	5,719	3%
		Cook Children's	9,773	6%
	Travis	BCBS	3,998	2%
		Superior	3,760	2%
STAR Kids Total			169,208	3%
STAR+PLUS	Bexar	Amerigroup	10,673	2%
		Molina	7,994	1%
		Superior	29,857	5%
	Dallas	Molina	36,905	7%
		Superior	29,210	5%
	El Paso	Amerigroup	11,726	2%
		Molina	10,390	2%
	Harris	Amerigroup	39,375	7%
		Molina	12,282	2%
		United	62,409	11%
	Hidalgo	Cigna-HealthSpring	2	0%
		Molina	28,962	5%
		Superior	33,958	6%
	Jefferson	Amerigroup	5,879	1%
		Molina	5,271	1%
		United	8,812	2%
	Lubbock	Amerigroup	6,530	1%
		Superior	7,203	1%
	Medicaid RSA - Northeast Texas	Molina	17,810	3%
	MRSA Central	Superior	16,467	3%
		United	15,373	3%
	MRSA Northeast	Cigna-Health Spring	3	0%
		United	28,854	5%
	MRSA West	Amerigroup	15,524	3%
		Superior	20,736	4%
	Nueces	Superior	10,556	2%
		United	10,495	2%
	Tarrant	Amerigroup	32,935	6%
		Cigna- Health Spring	2	0%
		Molina	11,550	2%

Attachment B1
Enrollment Summary
SFY22 Q3
SFY22 Q4 Report
(Blanks = No Data Available)

	SDA	MCO	Q3	Market Share
	Travis	Amerigroup	10,654	2%
		United	16,733	3%
STAR PLUS Total			555,130	10%
STAR, STAR Kids, and STAR+PLUS Total			5,485,364	100%

Medicaid and CHIP Enrollment Report, as of December 2021
Compiled in July 2022

MEDICAID/CHIP ENROLLMENT			
BY MODEL			
Full Benefits Only ⁽¹⁾			
Clients		Percent	
MEDICAID (Full Benefits)	5,174,224		
Fee For Service	162,740	3.1%	
Managed Care	5,011,484	96.9%	
Total Clients (Full and Partial Benefits)			Change
Clients	Percent		from Prior Month
TOTAL MEDICAID	5,898,632		0.8% 
Fee For Service	887,148	15.0%	-0.4% 
Managed Care	5,011,484	85.0%	1.0% 
CHIP			Change
Clients	Percent		from Prior Month
TOTAL CHIP	127,572		-14.7% 
Traditional	101,381	79.5%	-17.7% 
Perinate	26,191	20.5%	-0.9% 

MEDICAID ENROLLMENT (Full and Partial Benefits)						
BY MCO	Total Clients	Percent of Total	Change from Prior Month			
PROGRAM						
STAR	4,213,394	84%	1.18%	↑		
STAR+PLUS	547,293	11%	0.33%	↑		
Dual Demo	36,743	1%	-0.03%	↓		
STAR Health	44,852	1%	-0.18%	↓		
STAR Kids	169,202	3%	0.10%	↑		
TOTAL MCO	5,011,484		1.03%	↑		
STAR+PLUS and MMP HOME AND COMMUNITY BASED SERVICES (HCBS)						
	Med Only	Dual Eligibles	Demo	Total	% of Total	Change from Prior Month
SSI	19,329	22,368	3,270	44,967	73%	-0.3%
SSI-Related MAO	466	15,178	1,017	16,661	27%	-0.9%
TOTAL HCBS	19,795	37,546	4,287	61,628		-0.48%

(1) Partial benefit categories: Emergency Medicaid (TP30), Duals (TP23 and TP24)

(2) MAO counts found by excluding TPs 12 and 13.

(3) Medically Needy clients are grouped with children; the majority of clients in this eligibility category are under 18.

(4) Includes Aged category.

(5) Beginning on 2/18/2020, the Healthy Texas Women (HTW) program is being funded through Medicaid.

Data Sources:

Medicaid: Premiums Payable System (Eligibility files: ma8thmth.dat, mw8thmth.dat), DAP/HHSC.

CHIP: Premiums Payable System (Eligibility file: machiphist.dat), DAP/HHSC.

Prepared by Medicaid CHIP Data Analytics at DAP on 07/06/2022 and verified by System Forecasting, HHSC.

STAR KIDS: ENROLLMENT BY MCOs		
MCO	Clients	Market Share
Superior	30,863	18.2%
Texas Children's	30,189	17.8%
United	29,380	17.4%
Amerigroup	28,895	17.1%
Aetna	12,779	7.6%
Driscoll Children's	10,655	6.3%
Cook Children's	9,791	5.8%
BCBS	8,795	5.2%
Community First	7,855	4.6%
		0.0%
TOTAL	169,202	

STAR KIDS: ENROLLMENT BY RISK GROUP		
RISK GROUP	Clients	Market Share
<1	753	0.4%
1-5	16,823	9.9%
6-14	77,913	46.0%
15-21	62,754	37.1%
MDCP Waiver	5,755	3.4%
YES Waiver	1,295	0.8%
IDD Waiver	3,909	2.3%
TOTAL	169,202	

STAR+PLUS and MMP BY ELIGIBILITY RISK GROUP		
Risk Group	Total	Percent
Community	481,144	82.4%
• Non-HCBS (State Plan)	423,803	72.6%
•• Non-Medicare	198,335	34.0%
•• Medicare	225,468	38.6%
• HCBS (STAR+PLUS Waiver)	57,341	9.8%
•• Non-Medicare	19,795	3.4%
•• Medicare	37,546	6.4%
Nursing Facility	43,102	7.4%
• Non-Medicare	5,498	0.9%
• Dual Eligible	37,604	6.4%
IDD	17,446	3.0%
MMP	36,743	6.3%
• State Plan	28,979	5.0%
• STAR+PLUS Waiver	4,287	0.7%
• Nursing Facility	3,477	0.6%
MBCC	5,601	1.0%
TOTAL	584,036	

ENROLLMENT BY MEDICAID MCOs		
MCO	Clients	Market Share
Superior	1,236,315	24.7%
Amerigroup	958,279	19.1%
Texas Children's	531,581	10.6%
United	391,753	7.8%
CHC	361,606	7.2%
Driscoll Children's	238,201	4.8%
Molina	221,071	4.4%
Parkland	215,345	4.3%
Community First	162,502	3.2%
Cook Children's	160,857	3.2%
Aetna	129,899	2.6%
FirstCare	105,020	2.1%
El Paso First	89,901	1.8%
BCBS	60,687	1.2%
Scott & White	60,584	1.2%
Cigna-HealthSpring	48,440	1.0%
Dell	39,443	0.8%
		0.0%
		0.0%
TOTAL	5,011,484	

ENROLLMENT BY DENTAL MCOs		
MCO	Clients	Market Share
DentaQuest	2,105,463	55.1%
MCNA	1,409,641	36.9%
United Dental	308,408	8.1%
TOTAL	3,823,512	

ENROLLMENT BY CHIP MCOs		
MCO	Clients	Market Share
Superior	24,819	24.5%
Texas Children's	16,755	16.5%
Amerigroup	15,277	15.1%
Molina	6,958	6.9%
CHC	6,803	6.7%
Parkland	5,812	5.7%
Cook Children's	5,305	5.2%
Community First	4,238	4.2%
Aetna	3,160	3.1%
United	2,704	2.7%
El Paso First	2,595	2.6%
Dell	2,453	2.4%
Driscoll Children's	1,737	1.7%
BCBS	1,652	1.6%
FirstCare	1,113	1.1%
		0.0%
		0.0%
TOTAL	101,381	
Total Perinate	26,191	

MEDICAID DEMOGRAPHIC DISTRIBUTION		
AGE CATEGORY		
	Clients	Percent
<1	240,324	4.1%
1-5	1,081,398	18.3%
6-18	2,461,739	41.7%
19-20	219,134	3.7%
21-64	1,432,815	24.3%
65+	463,222	7.9%
TOTAL	5,898,632	
AGE CATEGORY		
	Clients	Percent
< 21	4,002,595	67.9%
>=21	1,896,037	32.1%
TOTAL	5,898,632	
RACE/ETHNICITY		
	Clients	Percent
White	1,011,236	17.1%
Black	906,386	15.4%
Hispanic	2,895,693	49.1%
Other	123,201	2.1%
Unknown	962,116	16.3%
TOTAL	5,898,632	
ELIGIBILITY CATEGORY		
	Clients	Percent
Children		
SSI Child	161,562	2.7%
SSI Related MAO	5,505	0.1%
Newborn	236,617	4.0%
Child 1-21	3,554,829	60.3%
Medically Needy ⁽³⁾	104	0.0%
Adults		
Pregnant Women	375,920	6.4%
SSI Adult ⁽⁴⁾	534,489	9.1%
SSI Related MAO	96,176	1.6%
Parent	203,036	3.4%
MBCC	5,986	0.1%
Other Programs		
Emergency (Partial)	8,060	0.1%
Dual Eligibles	311,399	5.3%
HTW XIX	404,949	6.9%
TOTAL ⁽⁵⁾	5,898,632	
Sub-Category (included in above groups)		
AAPCA	67,117	1.1%

Medicaid and CHIP Enrollment Report, as of January 2022
Compiled in August 2022

MEDICAID/CHIP ENROLLMENT BY MODEL				
Full Benefits Only ⁽¹⁾				
	Clients	Percent		
MEDICAID (Full Benefits)	5,225,004			
Fee For Service	172,975	3.3%		
Managed Care	5,052,029	96.7%		
Total Clients (Full and Partial Benefits)				
	Clients	Percent	Change from Prior Month	
TOTAL MEDICAID	5,956,046		1.0%	↑
Fee For Service	904,017	15.2%	1.9%	↑
Managed Care	5,052,029	84.8%	0.8%	↑
CHIP				
	Clients	Percent	Change from Prior Month	
TOTAL CHIP	115,434		-9.5%	↓
Traditional	89,455	77.5%	-11.8%	↓
Perinate	25,979	22.5%	-0.8%	↓

MEDICAID ENROLLMENT (Full and Partial Benefits)						
BY MCO	Total Clients	Percent of Total	Change from Prior Month			
PROGRAM						
STAR	4,254,002	84%	0.96%	↑		
STAR+PLUS	548,310	11%	0.19%	↑		
Dual Demo	35,847	1%	-2.44%	↓		
STAR Health	44,830	1%	-0.05%	↓		
STAR Kids	169,040	3%	-0.10%	↓		
TOTAL MCO	5,052,029		0.81%	↑		
STAR+PLUS and MMP HOME AND COMMUNITY BASED SERVICES (HCBS)						
	Med Only	Dual Eligibles	Demo	Total	% of Total	Change from Prior Month
SSI	19,299	22,429	3,164	44,892	73%	-0.2%
SSI-Related MAO	454	15,086	984	16,524	27%	-0.8%
TOTAL HCBS	19,753	37,515	4,148	61,416		-0.34%

(1) Partial benefit categories: Emergency Medicaid (TP30), Duals (TP23 and TP24)

(2) MAO counts found by excluding TPs 12 and 13.

(3) Medically Needy clients are grouped with children; the majority of clients in this eligibility category are under 18.

(4) Includes Aged category.

(5) Beginning on 2/18/2020, the Healthy Texas Women (HTW) program is being funded through Medicaid.

Data Sources:

Medicaid: Premiums Payable System (Eligibility files: ma8thmth.dat, mw8thmth.dat), DAP/HHSC.

CHIP: Premiums Payable System (Eligibility file: machiphist.dat), DAP/HHSC.

Prepared by Medicaid CHIP Data Analytics at DAP on 08/04/2022 and verified by System Forecasting, HHSC.

STAR KIDS: ENROLLMENT BY MCOs		
MCO	Clients	Market Share
Superior	30,917	18.3%
Texas Children's	30,184	17.9%
United	29,300	17.3%
Amerigroup	28,860	17.1%
Aetna	12,774	7.6%
Driscoll Children's	10,653	6.3%
Cook Children's	9,759	5.8%
BCBS	8,776	5.2%
Community First	7,817	4.6%
		0.0%
TOTAL	169,040	

STAR KIDS: ENROLLMENT BY RISK GROUP		
RISK GROUP	Clients	Market Share
<1	693	0.4%
1-5	16,678	9.9%
6-14	77,738	46.0%
15-21	62,995	37.3%
MDCP Waiver	5,729	3.4%
YES Waiver	1,299	0.8%
IDD Waiver	3,908	2.3%
TOTAL	169,040	

STAR+PLUS and MMP BY ELIGIBILITY RISK GROUP		
Risk Group	Total	Percent
Community	482,980	82.7%
• Non-HCBS (State Plan)	425,712	72.9%
•• Non-Medicare	198,140	33.9%
•• Medicare	227,572	39.0%
• HCBS (STAR+PLUS Waiver)	57,268	9.8%
•• Non-Medicare	19,753	3.4%
•• Medicare	37,515	6.4%
Nursing Facility	42,218	7.2%
• Non-Medicare	5,508	0.9%
• Dual Eligible	36,710	6.3%
IDD	17,460	3.0%
MMP	35,847	6.1%
• State Plan	28,249	4.8%
• STAR+PLUS Waiver	4,148	0.7%
• Nursing Facility	3,450	0.6%
MBCC	5,652	1.0%
TOTAL	584,157	







ENROLLMENT BY MEDICAID MCOs		
MCO	Clients	Market Share
Superior	1,245,945	24.7%
Amerigroup	965,293	19.1%
Texas Children's	536,342	10.6%
United	395,440	7.8%
CHC	364,891	7.2%
Molina	268,886	5.3%
Driscoll Children's	240,190	4.8%
Parkland	217,491	4.3%
Community First	163,939	3.2%
Cook Children's	162,333	3.2%
Aetna	131,917	2.6%
FirstCare	106,300	2.1%
El Paso First	90,716	1.8%
Scott & White	61,296	1.2%
BCBS	61,207	1.2%
Dell	39,843	0.8%
		0.0%
		0.0%
		0.0%
		0.0%
TOTAL	5,052,029	

ENROLLMENT BY DENTAL MCOs		
MCO	Clients	Market Share
DentaQuest	2,119,107	55.0%
MCNA	1,416,354	36.8%
United Dental	314,765	8.2%
TOTAL	3,850,226	

ENROLLMENT BY CHIP MCOs		
MCO	Clients	Market Share
Superior	21,634	24.2%
Texas Children's	14,966	16.7%
Amerigroup	13,418	15.0%
Molina	6,229	7.0%
CHC	6,007	6.7%
Parkland	5,145	5.8%
Cook Children's	4,699	5.3%
Community First	3,720	4.2%
Aetna	2,798	3.1%
United	2,372	2.7%
El Paso First	2,332	2.6%
Dell	2,182	2.4%
Driscoll Children's	1,536	1.7%
BCBS	1,463	1.6%
FirstCare	954	1.1%
		0.0%
		0.0%
TOTAL	89,455	
Total Perinate	25,979	

MEDICAID DEMOGRAPHIC DISTRIBUTION		
AGE CATEGORY		
	Clients	Percent
<1	240,509	4.0%
1-5	1,087,226	18.3%
6-18	2,480,849	41.7%
19-20	227,975	3.8%
21-64	1,453,417	24.4%
65+	466,070	7.8%
TOTAL	5,956,046	
AGE CATEGORY		
	Clients	Percent
< 21	4,036,559	67.8%
>=21	1,919,487	32.2%
TOTAL	5,956,046	
RACE/ETHNICITY		
	Clients	Percent
White	1,020,476	17.1%
Black	915,457	15.4%
Hispanic	2,920,695	49.0%
Other	125,114	2.1%
Unknown	974,304	16.4%
TOTAL	5,956,046	
ELIGIBILITY CATEGORY		
	Clients	Percent
Children		
SSI Child	161,534	2.7%
SSI Related MAO	5,495	0.1%
Newborn	236,981	4.0%
Child 1-21	3,589,372	60.3%
Medically Needy ⁽³⁾	91	0.0%
Adults		
Pregnant Women	385,751	6.5%
SSI Adult ⁽⁴⁾	535,143	9.0%
SSI Related MAO	96,151	1.6%
Parent	208,461	3.5%
MBCC	6,025	0.1%
Other Programs		
Emergency (Partial)	7,804	0.1%
Dual Eligibles	314,147	5.3%
HTW XIX	409,091	6.9%
TOTAL ⁽⁵⁾	5,956,046	
Sub-Category (included in above groups)		
AAPCA	67,575	1.1%

Medicaid and CHIP Enrollment Report, as of February 2022
Compiled in September 2022

MEDICAID/CHIP ENROLLMENT BY MODEL			
<u>Full Benefits Only</u> ⁽¹⁾			
	Clients	Percent	
MEDICAID (Full Benefits)	5,264,344		
Fee For Service	164,347	3.1%	
Managed Care	5,099,997	96.9%	
<u>Total Clients (Full and Partial Benefits)</u>			Change from Prior Month
	Clients	Percent	
TOTAL MEDICAID	5,997,761		0.7% 
Fee For Service	897,764	15.0%	-0.7% 
Managed Care	5,099,997	85.0%	0.9% 
<u>CHIP</u>			Change from Prior Month
	Clients	Percent	
TOTAL CHIP	116,059		0.5% 
Traditional	89,791	77.4%	0.4% 
Perinate	26,268	22.6%	1.1% 

MEDICAID ENROLLMENT (Full and Partial Benefits)				
BY MCO PROGRAM	Total Clients	Percent of Total	Change from Prior Month	
STAR	4,300,705	84%	1.10%	⬆️
STAR+PLUS	549,713	11%	0.26%	⬆️
Dual Demo	35,338	1%	-1.42%	⬆️
STAR Health	44,873	1%	0.10%	⬆️
STAR Kids	169,368	3%	0.19%	⬆️
TOTAL MCO	5,099,997		0.95%	⬆️

STAR+PLUS and MMP HOME AND COMMUNITY BASED SERVICES (HCBS)						
	Med Only	Dual Eligibles	Demo	Total	% of Total	Change from Prior Month
SSI	19,250	22,221	3,135	44,606	73%	⬆️
SSI-Related MAO	452	14,911	975	16,338	27%	⬆️
TOTAL HCBS	19,702	37,132	4,110	60,944		⬆️

(1) Partial benefit categories: Emergency Medicaid (TP30), Duals (TP23 and TP24)

(2) MAO counts found by excluding TPs 12 and 13.

(3) Medically Needy clients are grouped with children; the majority of clients in this eligibility category are under 18.

(4) Includes Aged category.

(5) Beginning on 2/18/2020, the Healthy Texas Women (HTW) program is being funded through Medicaid.

Data Sources:

Medicaid: Premiums Payable System (Eligibility files: ma8thmth.dat, mw8thmth.dat), DAP/HHSC.

CHIP: Premiums Payable System (Eligibility file: machiphist.dat), DAP/HHSC.

Prepared by Medicaid CHIP Data Analytics at DAP on 09/20/2022 and verified by System Forecasting, HHSC.

STAR KIDS: ENROLLMENT BY MCOs		
MCO	Clients	Market Share
Superior	31,027	18.3%
Texas Children's	30,250	17.9%
United	29,275	17.3%
Amerigroup	28,875	17.0%
Aetna	12,831	7.6%
Driscoll Children's	10,697	6.3%
Cook Children's	9,779	5.8%
BCBS	8,808	5.2%
Community First	7,826	4.6%
		0.0%
TOTAL	169,368	
STAR KIDS: ENROLLMENT BY RISK GROUP		
RISK GROUP	Clients	Market Share
<1	668	0.4%
1-5	16,679	9.8%
6-14	77,681	45.9%
15-21	63,456	37.5%
MDCP Waiver	5,692	3.4%
YES Waiver	1,321	0.8%
IDD Waiver	3,871	2.3%
TOTAL	169,368	
STAR+PLUS and MMP BY ELIGIBILITY RISK GROUP		
Risk Group	Total	Percent
Community	485,577	83.0%
• Non-HCBS (State Plan)	428,743	73.3%
•• Non-Medicare	198,772	34.0%
•• Medicare	229,971	39.3%
• HCBS (STAR+PLUS Waiver)	56,834	9.7%
•• Non-Medicare	19,702	3.4%
•• Medicare	37,132	6.3%
Nursing Facility	40,925	7.0%
• Non-Medicare	5,498	0.9%
• Dual Eligible	35,427	6.1%
IDD	17,507	3.0%
MMP	35,338	6.0%
• State Plan	27,963	4.8%
• STAR+PLUS Waiver	4,110	0.7%
• Nursing Facility	3,265	0.6%
MBCC	5,704	1.0%
TOTAL	585,051	

ENROLLMENT BY MEDICAID MCOs		
MCO	Clients	Market Share
Superior	1,256,484	24.6%
Amerigroup	973,363	19.1%
Texas Children's	541,958	10.6%
United	399,631	7.8%
CHC	368,879	7.2%
Molina	269,243	5.3%
Driscoll Children's	242,413	4.8%
Parkland	219,848	4.3%
Community First	166,050	3.3%
Cook Children's	163,987	3.2%
Aetna	134,319	2.6%
FirstCare	107,700	2.1%
El Paso First	91,638	1.8%
Scott & White	62,058	1.2%
BCBS	61,959	1.2%
Dell	40,467	0.8%
		0.0%
		0.0%
		0.0%
TOTAL	5,099,997	
ENROLLMENT BY DENTAL MCOs		
MCO	Clients	Market Share
DentaQuest	2,130,394	54.8%
MCNA	1,423,993	36.7%
United Dental	330,352	8.5%
TOTAL	3,884,739	
ENROLLMENT BY CHIP MCOs		
MCO	Clients	Market Share
Superior	21,667	24.1%
Texas Children's	14,950	16.6%
Amerigroup	13,559	15.1%
Molina	6,229	6.9%
CHC	5,976	6.7%
Parkland	5,202	5.8%
Cook Children's	4,796	5.3%
Community First	3,730	4.2%
Aetna	2,858	3.2%
United	2,352	2.6%
El Paso First	2,315	2.6%
Dell	2,167	2.4%
Driscoll Children's	1,562	1.7%
BCBS	1,494	1.7%
FirstCare	934	1.0%
		0.0%
		0.0%
TOTAL	89,791	
Total Perinate	26,268	

MEDICAID DEMOGRAPHIC DISTRIBUTION		
AGE CATEGORY		
	Clients	Percent
<1	239,986	4.0%
1-5	1,091,036	18.2%
6-18	2,495,971	41.6%
19-20	235,904	3.9%
21-64	1,468,453	24.5%
65+	466,411	7.8%
TOTAL	5,997,761	
AGE CATEGORY		
	Clients	Percent
< 21	4,062,897	67.7%
>=21	1,934,864	32.3%
TOTAL	5,997,761	
RACE/ETHNICITY		
	Clients	Percent
White	1,026,577	17.1%
Black	921,854	15.4%
Hispanic	2,940,148	49.0%
Other	126,868	2.1%
Unknown	982,314	16.4%
TOTAL	5,997,761	
ELIGIBILITY CATEGORY		
	Clients	Percent
Children		
SSI Child	161,683	2.7%
SSI Related MAO	5,491	0.1%
Newborn	236,533	3.9%
Child 1-21	3,617,465	60.3%
Medically Needy ⁽³⁾	97	0.0%
Adults		
Pregnant Women	393,216	6.6%
SSI Adult ⁽⁴⁾	535,005	8.9%
SSI Related MAO	95,866	1.6%
Parent	212,926	3.6%
MBCC	6,062	0.1%
Other Programs		
Emergency (Partial)	7,168	0.1%
Dual Eligibles	314,657	5.2%
HTW XIX	411,592	6.9%
TOTAL ⁽⁵⁾	5,997,761	
Sub-Category (included in above groups)		
AAPCA	68,046	1.1%

Attachment C1

Provider Network Count Methodology - FY22

PROVIDER TYPES

Primary care provider (PCP) and specialist counts are based on the provider network files submitted by MCOs. The data is validated using the Medicaid Master Provider File. Unique provider counts are generated using the National Provider Identifiers (NPIs). The NPI is the standard unique identifier for health-care providers, and is required to enroll as a Texas Medicaid provider. The provider count data represents a snapshot in time and shows the number of unique providers for the last month of the quarter.

HHSC reporting requirements for the MCOs restricts PCP validity to certain provider specialty codes. The network counts are based on all PCPs with open panel included in the MCO provider files, which includes traditional and non-traditional provider types listed in Appendix A, as well as other provider types that may have agreed to serve as a PCP for a particular member with special needs.

The specialist count includes all specialty provider types listed in Appendix B. Since a provider may be represented in both the PCP count and Specialist count, the combined total may include duplications.

Dental provider counts are broken down by main dentists and dental specialists. For DMOs, the PCP column shows the number of main dentists (general or pediatric) with open panel. The specialist column includes endodontists, orthodontists, pediatric dental, and prosthodontists.

Pharmacy counts include the following pharmacy providers: pharmacy, 24 Hour Pharmacy, and Mail Order Pharmacy.

PROVIDER TERMINATIONS

PCP and Specialists terminations counts are based on self-reported data from the MCOs. The MCOs reported a variety of reasons for provider termination, including providers failed to re-credential, termination requested by provider, MCO terminated for cause, provider left group practice, and provider retired and provider closed practice.

Attachment C1

Provider Network Count Methodology - FY21

APPENDIX A: PRIMARY CARE PROVIDER TYPES

- Cardiovascular Disease*
- Certified Nurse Specialist
- E.E.N.T. (D.O.)*
- Family Practice/General Practice
- Federally Qualified Health Center
- Gastroenterology*
- Geriatrics
- Gynecology
- Internal Medicine
- Multispecialty Clinic
- Neurology (M.D.)*
- Neurosurgery*
- Nuclear Medicine*
- Nurse Midwife
- Nurse Practitioner
- OB/GYN (D.O., M.D.)
- Orthopedic Surgery*
- Otorhinolaryngology (E.N.T)*
- Pediatrics
- Physician (D.O., M.D.)
- Physician Group (D.O., M.D.)
- Rural Health Clinic (Independent, Provider)
- Urology*

Note: Provider types with an asterisk (*) are valid PCPs for members with special needs.

Attachment C1

Provider Network Count Methodology - FY21

APPENDIX B: SPECIALIST TYPES

- Ambulance Service
- Ambulatory Surgical Services
- Audiologist
- Birthing Center
- Case Management - Mental Health 'MH'/Mental Health Rehab "MHR"
- Case Management - Mental Retardation 'MR'
- CCP Provider
- Certified Nurse Specialist
- Certified Registered Nurse Anesthetist (CRNA)
- Children's Hospital
- Chiropractic
- CIDC Reserved for Future Use
- Consumer Directed Services (CDS)
- Dentist/Orthodontists (D.M.D., D.D.S.)
- E.E.N.T. (D.O.)
- EPSDT - Texas Health Steps
- EPSDT - Texas Health Steps Health DPT Mobile Units & Regional
- Family Planning Agency (Public Health)
- Freestanding Psychiatric Hospital
- Freestanding Rehabilitation Facility
- Freestanding Renal Dialysis Facility
- Gastroenterology
- Genetics
- Geriatrics
- Hand Surgery
- Home Health Agency
- Home Health DME
- Hospice
- Hospital - Long Term or Specialized Care
- Hospital - Nonprofit/Acute/101-250 Beds
- Hospital - Nonprofit/Acute/1-50 Beds
- Hospital - Nonprofit/Acute/251 Plus Beds
- Hospital - Nonprofit/Acute/51-100 Beds
- Hospital - Other/Out-of-State
- Hospital - Profit/Acute/101 Plus Beds
- Hospital - Profit/Acute/1-50 Beds
- Hospital - Profit/Acute/51-100 Beds

Attachment C1

Provider Network Count Methodology - FY21

- Hospital - Teaching Affiliate
- In- Home Hyperalimentation Supplies
- Independent Laboratory
- Individual Certified Orthodontist
- Individual Certified Prosthetist
- Individual Physical Therapist
- Internal Medicine
- Licensed Professional Counselor (CCP)
- (LMSW-ACP) LIC MSTR Social WRKR/ADV Clinical Pract
- Manipulative Therapy(D.O.)
- Maternity Service Clinic
- Medical Supply Company with Certified Prosthetist
- Multispecialty Clinic
- Nephrology
- Neurology (M.D.)
- Neurosurgery
- Nuclear Medicine
- Nurse Practitioner
- Nurse/Nurse Midwife
- Nursing Home
- OB/GYN (D.O.)
- OB/GYN (M.D.)
- Ophthalmology
- Optometrist
- Orthopedic Surgery
- Pathology (D.O.)
- Pathology (M.D.)
- Pediatrics
- Peripheral Vascular Disease
- Personal Care Services (PCS)
- Physical Medicine and Rehabilitation
- Plastic Surgery
- Podiatry
- Portable X-Ray Supplier
- Proctology
- Psychiatric Hospital
- Psychiatric Hospital Medicare Crossovers Only
- Psychiatry
- Psychiatry (D.O.)

Attachment C1

Provider Network Count Methodology - FY21

- Psychologist
- Pulmonary Disease
- Radiation Therapy
- Radiation Treatment Center
- Radiology (D.O.)
- Radiology (M.D.)
- Registered Nurse (CCP)
- Rural Health Clinic (Independent)
- Rural Health Clinic (Provider)
- Seating Clinic
- Social Worker (CCP)
- Speech Therapy (CCP)
- State Hospital Physician Groups
- Tape-to-Tape
- Texas Commission for the Blind (TCB)
- Texas Health Steps Case Management
- Thoracic Surgery
- Tuberculosis (TB) Clinics
- Urology

Attachment C2
Provider Network Counts
SFY22 Q2
SFY22 Q1-Q3 Report

Program	Primary Care Provider	Specialist	Dentist	Pharmacist	Program Total
Quarter 1					
Dental (statewide)	65	13	6,384		6,451
STAR	19,788	83,863	3,487	5,004	96,522
STAR+PLUS	18,408	73,529	3,729	4,831	88,749
STAR Kids	17,140	69,481	138	4,910	79,532
Unique NPI Total*	22,775	89,122	6,640	5,045	104,154
Quarter 2					
Dental (statewide)	44	13	6,193		6,250
STAR	19,667	81,371	3,332	5,050	109,420
STAR+PLUS	18,142	67,206	3,584	4,745	93,677
STAR Kids	16,962	68,728	143	4,894	90,727
Unique NPI Total*	22,428	85,882	6,429	5,075	101,020
Quarter 3					
Dental (statewide)	72	13	6,215		6,288
STAR	19,430	80,394	3,474	5,035	93,153
STAR+PLUS	17,940	68,862	3,684	4,733	84,453
STAR Kids	16,789	66,094	123	4,837	76,241
Unique NPI Total*	22,076	84,986	6,432	5,061	99,980

*Providers may contract with more than one managed care program. Therefore, quarterly totals represent the distinct count of National Provider Indicator (NPI) totals.

Attachment C3
Primary Care Physicians Terminated
SFY22 Q3
SFY22 Q4 Report
(Blanks = No Data Available)

Program/MCO/SDA	Quarter 1	Quarter 2	Quarter 3
Medicaid Dental			
DentaQuest	495	553	561
MCNA	65	69	98
UnitedHealthCare Dental	92	79	39
Medicaid Dental	652	701	698
STAR			
Aetna			
Bexar	42	32	55
Tarrant	119	65	75
Subtotal	161	97	130
Amerigroup			
Bexar	11	10	0
Dallas	18	23	7
Harris	20	45	26
Jefferson	0	4	0
Lubbock	3	2	1
MRSA Central	9	14	13
MRSA Northeast	13	36	13
MRSA West	31	28	23
Tarrant	17	23	9
Subtotal	122	185	92
BCBS			
Travis	26	24	14
Subtotal	26	24	14
CHC			
Harris	55	51	36
Jefferson	1	38	11
Subtotal	56	89	47
Community First			
Bexar	12	9	18
Subtotal	12	9	18
Cook Children's			
Tarrant	2	4	3
Subtotal	2	4	3
DELL			
Travis	10	7	0
Subtotal	10	7	0
Driscoll Children's			
Hidalgo	17	14	10
Nueces	8	2	5
Subtotal	25	16	15
El Paso First			
El Paso	4	11	8
Subtotal	4	11	8
FirstCare			
Lubbock	16	9	4
MRSA West	23	7	2
Subtotal	39	16	6
Molina			
Dallas	5	3	0
El Paso	5	0	1
Harris	7	1	1
Hidalgo	5	0	0
Jefferson	6	3	1
Subtotal	28	7	3
Parkland			
Dallas	3	2	0
Subtotal	3	2	0

Attachment C3
Primary Care Physicians Terminated
SFY22 Q3
SFY22 Q4 Report
(Blanks = No Data Available)

Scott & White			
MRSA Central	39	29	21
Subtotal	39	29	21
Superior			
Bexar	36	44	37
El Paso	13	9	17
Hidalgo	16	15	29
Lubbock	17	15	13
MRSA Central	26	36	47
MRSA Northeast	29	44	39
MRSA West	32	25	24
Nueces	5	9	16
Travis	49	65	52
Subtotal	223	262	274
Texas Children's			
Harris	11	1	8
Jefferson	1	0	2
Subtotal	12	1	10
United			
Harris	11	3	3
Hidalgo	7	0	3
Jefferson	3	0	0
Nueces	4	0	1
Subtotal	25	3	7
STAR	787	762	648
STAR Kids			
Aetna			
Dallas	132	76	97
Tarrant	132	76	97
Subtotal	264	152	194
Amerigroup			
Dallas	18	22	7
El Paso	6	5	1
Harris	20	45	26
Lubbock	3	2	1
MRSA West	18	24	22
Subtotal	65	98	57
BCBS			
MRSA Central	18	18	10
Travis	29	37	29
Subtotal	47	55	39
Community First			
Bexar	11	7	16
Subtotal	11	7	16
Cook Children's			
Tarrant	2	5	3
Subtotal	2	5	3
Driscoll Children's			
Hidalgo	14	13	8
Nueces	6	1	4
Subtotal	20	14	12
Superior			
Bexar	44	44	39
El Paso	9	8	17
Hidalgo	11	15	30
Lubbock	17	14	13
MRSA West	31	23	22
Nueces	6	9	11
Travis	46	50	37

Attachment C3
Primary Care Physicians Terminated
SFY22 Q3
SFY22 Q4 Report
(Blanks = No Data Available)

Subtotal	164	163	169
Texas Children's			
Harris	11	1	8
Jefferson	1	0	2
MRSA Northeast	8	1	0
Subtotal	20	2	10
United			
Harris	6	2	0
Hidalgo	1	0	2
Jefferson	6	2	1
MRSA Central	3	0	3
MRSA Northeast	1	2	4
Subtotal	17	6	10
STAR Kids	610	502	510
STAR+PLUS			
Amerigroup			
Bexar	11	11	0
El Paso	6	5	1
Harris	21	45	25
Jefferson	0	4	0
Lubbock	3	2	1
MRSA West	30	26	22
Tarrant	16	22	9
Travis	2	2	3
Subtotal	89	101	61
Cigna-HealthSpring			
Hidalgo	7	1	
MRSA Northeast	12	0	
Tarrant	13	5	
Subtotal	32	109	
Molina			
Bexar	9	0	0
Dallas	7	3	0
El Paso	7	0	1
Harris	10	1	2
Hidalgo	7	0	0
Jefferson	10	4	1
MRSA Northeast			0
Tarrant			0
Subtotal	50	8	4
Superior			
Bexar	44	50	35
Dallas	56	44	74
Hidalgo	14	15	26
Lubbock	20	15	17
MRSA Central	27	38	47
MRSA West	31	26	27
Nueces	5	8	17
Subtotal	197	146	243
United			
Harris	7	3	2
Jefferson	6	3	3
MRSA Central	6	0	0
MRSA Northeast	3	0	1
Nueces	2	0	0
Travis	1	0	0
Subtotal	25	6	6
STAR+PLUS	393		314
Grand Total	1,790		1,472

Attachment C3
Specialist Terminated
SFY22 Q3
SFY22 Q4 Report
(Blanks = No Data Available)

Program/MCO/SDA	Quarter 1	Quarter 2	Quarter 3
Medicaid Dental			
DentaQuest	44	40	49
MCNA	6	8	8
UnitedHealthCare Dental	5	7	11
Medicaid Dental	55	55	68
STAR			
Aetna			
Bexar	361	219	399
Tarrant	809	323	541
Subtotal	1,170	542	940
Amerigroup			
Bexar	14	31	12
Dallas	59	51	17
Harris	96	80	69
Jefferson	20	7	4
Lubbock	10	17	6
MRSA Central	28	76	49
MRSA Northeast	58	115	92
MRSA West	79	86	68
Tarrant	168	50	62
Subtotal	532	513	379
BCBS			
Travis	198	174	376
Subtotal	198	174	376
CHC			
Harris	193	260	172
Jefferson	7	16	12
Subtotal	200	276	184
Community First			
Bexar	291	99	210
Subtotal	291	99	210
Cook Children's			
Tarrant	33	33	18
Subtotal	33	33	18
DELL			
Travis	56	18	6
Subtotal	56	18	6
Driscoll Children's			

Attachment C3
Specialist Terminated
SFY22 Q3
SFY22 Q4 Report
(Blanks = No Data Available)

Hidalgo	33	38	57
Nueces	20	21	24
Subtotal	53	59	81
El Paso First			
El Paso	16	22	54
Subtotal	16	22	54
FirstCare			
Lubbock	32	25	14
MRSA West	75	43	17
Subtotal	107	68	31
Molina			
Dallas	15	21	20
El Paso	8	6	13
Harris	28	34	58
Hidalgo	10	11	13
Jefferson	19	23	15
Subtotal	80	95	119
Parkland			
Dallas	10	7	35
Subtotal	10	7	35
Scott & White			
MRSA Central	211	137	94
Subtotal	211	137	94
Superior			
Bexar	380	248	266
El Paso	54	60	65
Hidalgo	126	112	141
Lubbock	93	62	63
MRSA Central	142	120	162
MRSA Northeast	162	127	215
MRSA West	168	113	122
Nueces	48	54	48
Travis	285	209	270
Subtotal	1,458	1,105	1,352
Texas Children's			
Harris	87	148	126
Jefferson	7	11	15
Subtotal	94	159	141
United			

Attachment C3
Specialist Terminated
SFY22 Q3
SFY22 Q4 Report
(Blanks = No Data Available)

Harris	103	227	191
Hidalgo	23	21	28
Jefferson	79	141	153
Nueces	12	9	16
Subtotal	217	398	388
STAR	4,726	3,705	4,408
STAR Kids			
Aetna			
Dallas	950	416	720
Tarrant	950	416	720
Subtotal	1900	832	1440
Amerigroup			
Dallas	59	53	16
El Paso	5	7	5
Harris	102	82	70
Lubbock	10	15	5
MRSA West	47	82	57
Subtotal	223	239	153
BCBS			
MRSA Central	122	111	58
Travis	173	178	154
Subtotal	295	289	212
Community First			
Bexar	272	98	190
Subtotal	272	98	190
Cook Children's			
Tarrant	30	31	19
Subtotal	30	31	19
Driscoll Children's			
Hidalgo	33	38	59
Nueces	20	17	18
Subtotal	53	55	77
Superior			
Bexar	315	207	208
El Paso	52	52	54
Hidalgo	88	93	114
Lubbock	72	55	50
MRSA West	114	95	108
Nueces	38	45	40

Attachment C3
Specialist Terminated
SFY22 Q3
SFY22 Q4 Report
(Blanks = No Data Available)

Travis	225	159	208
Subtotal	904	706	782
Texas Children's			
Harris	85	143	134
Jefferson	8	12	17
MRSA Northeast	22	24	15
Subtotal	115	179	166
United			
Harris	95	231	128
Hidalgo	24	21	13
Jefferson	67	142	85
MRSA Central	32	25	36
MRSA Northeast	25	32	29
Subtotal	243	451	291
STAR Kids	4,035	2,880	3,330
STAR+PLUS			
Amerigroup			
Bexar	17	34	16
El Paso	4	7	7
Harris	99	82	72
Jefferson	20	7	4
Lubbock	10	16	7
MRSA West	78	82	53
Tarrant	171	51	64
Travis	22	19	11
Subtotal	421	298	234
Cigna-HealthSpring			
Hidalgo	75	16	
MRSA Northeast	81	28	
Tarrant	76	30	
Subtotal	232	74	
Molina			
Bexar	17	20	32
Dallas	22	26	35
El Paso	14	10	27
Harris	33	38	75
Hidalgo	16	15	29
Jefferson	23	27	32
MRSA Northeast			19

Attachment C3
Specialist Terminated
SFY22 Q3
SFY22 Q4 Report
(Blanks = No Data Available)

Tarrant			19
Subtotal	125	136	268
Superior			
Bexar	324	203	230
Dallas	498	408	400
Hidalgo	124	75	131
Lubbock	97	54	52
MRSA Central	105	102	142
MRSA West	114	85	94
Nueces	35	59	53
Subtotal	1297	986	1102
United			
Harris	107	207	119
Jefferson	76	119	78
MRSA Central	28	26	38
MRSA Northeast	27	38	32
Nueces	9	8	12
Travis	50	40	59
Subtotal	297	438	338
STAR+PLUS	2,372	1,932	1,942
Grand Total	11,188	8,572	9,748

Attachment D
Out of Network Utilization
SFY22 Q3
SFY22 Q4 Report
(Blanks = No Data Available)

Program	MCO	OON ER <20% Standard	OON Inpatient <15% Standard	OON Other Outpatient <20% Standard	OON ER <20% Standard	OON Inpatient <15% Standard	OON Other Outpatient <20% Standard	OON ER <20% Standard	OON Inpatient <15% Standard	OON Other Outpatient <20% Standard
		Q1			Q2			Q3		
STAR	Aetna	14.45%	7.63%	23.08%	14.50%	7.83%	21.05%	14.77%	7.05%	19.94%
	Amerigroup	6.64%	3.58%	6.26%	6.41%	4.26%	6.05%	6.88%	4.87%	5.55%
	BCBS	2.58%	1.95%	17.28%	2.89%	1.53%	13.34%	2.76%	1.46%	17.90%
	CHC	33.51%	14.94%	3.97%				30.04%	11.31%	3.51%
	Community First	2.27%	2.03%	17.22%	2.34%	1.97%	17.21%	2.35%	1.97%	14.35%
	Cook Children's	5.73%	2.76%	10.23%	4.60%	2.79%	10.04%	4.63%	3.10%	10.56%
	DELL	45.55%	21.03%	7.26%	46.28%	23.70%	7.99%	44.78%	24.41%	9.86%
	Driscoll Children's	4.16%	1.48%	7.39%	3.64%	2.17%	7.35%	11.24%	5.36%	10.06%
	El Paso Health	0.92%	0.36%	6.76%	0.90%	0.08%	4.00%	0.69%	0.29%	1.45%
	FirstCare	0.00%	0.00%	0.46%	2.12%	3.47%	13.64%	2.28%	3.12%	18.92%
	Molina	14.31%	7.40%	9.36%	13.25%	8.32%	8.99%	14.67%	10.76%	8.80%
	Parkland	38.30%	33.42%	4.03%	40.77%	34.91%	4.45%	3.45%	29.94%	5.19%
	Scott & White	0.08%	0.31%	3.28%	12.21%	4.76%	6.71%	14.74%	7.55%	7.56%
	Superior	1.20%	1.15%	5.55%	1.20%	1.25%	4.49%	1.05%	0.94%	4.41%
	Texas Children's	23.16%	6.76%	5.41%	22.59%	4.91%	5.12%	16.03%	7.17%	4.39%
	United	9.83%	1.98%	8.08%	9.57%	2.15%	14.80%	3.49%	0.79%	3.95%
STAR Kids	Aetna	19.25%	13.93%	4.58%	17.53%	14.67%	4.34%	15.16%	13.53%	4.64%
	Amerigroup	6.91%	6.75%	3.25%	6.13%	8.18%	5.54%	8.43%	7.21%	3.64%
	BCBS	4.77%	3.27%	8.87%	4.38%	9.29%	8.04%	3.30%	9.09%	8.57%
	Community First	2.35%	6.43%	5.18%	3.18%	6.28%	5.80%	2.61%	5.88%	5.63%
	Cook Children's	8.98%	1.60%	3.54%	7.07%	3.76%	3.61%	6.83%	3.15%	4.15%
	Driscoll Children's	3.37%	6.87%	4.47%	3.79%	9.62%	2.93%	5.50%	6.78%	3.53%
	Superior	2.37%	1.94%	3.13%	2.55%	1.97%	3.45%	2.09%	2.10%	3.41%
	Texas Children's	14.30%	6.51%	2.32%	14.44%	5.74%	1.58%	13.92%	6.26%	1.26%
	United	7.44%	4.32%	4.85%	7.57%	3.94%	7.03%	5.75%	4.81%	5.08%
STAR+PLUS	Amerigroup	3.88%	1.96%	8.51%	3.92%	1.97%	6.68%	5.72%	1.76%	6.22%
	Cigna-HealthSpring	10.77%	14.12%	17.84%	10.25%	13.62%	21.62%			
	Molina	11.05%	9.07%	5.78%	17.38%	15.80%	8.69%	16.85%	14.12%	7.39%
	Superior	1.67%	5.91%	5.70%	1.75%	5.69%	4.88%	1.46%	5.73%	4.58%
	United	6.21%	5.98%	8.85%	6.04%	4.56%	8.94%	2.15%	2.92%	5.44%

Note: Molina Healthcare acquired Cigna-HealthSpring. Q3 data were not collected or required.

Time and Distance Standards							
		Distance in Miles			Travel Time in Minutes		
Provider Type		Metro County	Micro County	Rural County	Metro County	Micro County	Rural County
Behavioral Health-Outpatient		30	30	75	45	45	90
Hospital-Acute Care		30	30	30	45	45	45
Prenatal		10	20	30	15	30	40
Primary Care Provider*		10	20	30	15	30	40
Specialty Care Provider	Cardiovascular Disease	20	35	60	30	50	75
	ENT (otolaryngology)	30	60	75	45	80	90
	General Surgeon	20	35	60	30	50	75
	OB/GYN	30	60	75	45	80	90
	Ophthalmologist	20	35	60	30	50	75
	Orthopedist	20	35	60	30	50	75
	Pediatric Sub-specialists	20	35	60	30	50	75
	Psychiatrist	30	45	60	45	60	75
	Urologist	30	45	60	45	60	75
Occupational, Physical or Speech Therapy		30	60	60	45	80	75
Nursing Facility		75	75	75	N/A	N/A	N/A
Pharmacy		2	5	15	5	10	25
Pharmacy (24-hour)		75	75	75	90	90	90
Substance Use Disorder-Outpatient	Chemical Dependency Treatment Facilities	30	30	75	45	45	90
	Opioid Treatment Programs	30	30	75	45	45	90
Main Dentist (general or pediatric)		30	30	75	45	45	90
Dental Specialists	Pediatric Dental	30	30	75	45	45	90
	Endodontist, Periodontist or Prosthodontist	75	75	75	90	90	90
	Orthodontist	75	75	75	90	90	90
	Oral Surgeons	75	75	75	90	90	90

Metro = county with a population of 200,000 or greater; Micro = county with a population between 50,000-199,999; Rural = county with a population of 49,999 or less.

*Services for both adults and children include acute, chronic, preventive, routine or urgent care.

Attachment H1
Primary Care Provider Network Access
SFY22 Q4 Report
(Blanks = No Data Available)

Program County Type MCO	Quarter 1			Quarter 2			Quarter 3			Quarter 4		
	Member Count	Members Within Distance Standard of Two Providers	% Within Distance Standard (90%)	Member Count	Members Within Distance Standard of Two Providers	% Within Distance Standard (90%)	Member Count	Members Within Distance Standard of Two Providers	% Within Distance Standard (90%)	Member Count	Members Within Distance Standard of Two Providers	% Within Distance Standard (90%)
STAR												
Metro												
Aetna Better Health	102,041	100,711	99%	108,659	107,268	99%	114,532	112,973	99%	120,399	118,568	98%
Amerigroup	614,858	609,252	99%	637,211	631,782	99%	655,436	649,890	99%	673,245	668,503	99%
Blue Cross and Blue Shield of Texas	39,972	39,730	99%	41,876	41,749	100%	43,566	43,423	100%	44,801	44,628	100%
Community First Health Plans	132,636	129,349	98%	138,772	135,323	98%	143,818	140,676	98%	148,323	145,213	98%
Community Health Choice	314,525	313,583	100%	325,903	324,967	100%	335,825	334,888	100%	345,193	344,193	100%
Cook Children's Health Plan	137,122	135,634	99%	142,272	140,783	99%	146,432	144,851	99%	150,695	148,943	99%
Dell Children's Health Plan	31,989	31,580	99%	33,408	32,993	99%	34,695	34,240	99%	35,946	35,460	99%
Driscoll Health Plan	162,712	162,313	100%	168,532	168,085	100%	173,637	173,158	100%	178,443	177,895	100%
El Paso First	80,558	80,518	100%	83,820	83,779	100%	86,252	86,209	100%	88,472	88,432	100%
FirstCare	53,317	52,858	99%	55,980	55,306	99%	58,561	57,835	99%	60,435	59,492	98%
Molina Healthcare of Texas	104,484	103,646	99%	108,360	108,075	100%	112,009	111,739	100%	115,445	115,162	100%
Parkland	199,522	196,088	98%	206,675	203,072	98%	213,393	209,564	98%	220,150	215,977	98%
Right Care from Scott and White Health Plans	39,280	38,190	97%	41,187	40,073	97%	42,724	41,579	97%	44,013	42,887	97%
Superior HealthPlan	650,143	643,162	99%	670,426	665,613	99%	689,729	684,349	99%	706,147	700,014	99%
Texas Children's Health Plan	437,793	436,012	100%	455,025	453,205	100%	469,139	467,587	100%	483,001	481,354	100%
UnitedHealthcare Community Plan	175,548	175,168	100%	184,533	184,056	100%	192,249	191,845	100%	199,903	199,368	100%
Subtotal	3,276,500	3,247,794	99%	3,402,639	3,376,129	99%	3,511,997	3,484,806	99%	3,614,606	3,586,089	99%
Micro												
Aetna Better Health	1,718	1,718	100%	1,795	1,795	100%	1,853	1,853	100%	1,963	1,963	100%
Amerigroup	42,022	42,003	100%	43,770	43,750	100%	45,246	45,223	100%	46,357	46,335	100%
Blue Cross and Blue Shield of Texas	5,335	5,335	100%	5,588	5,588	100%	5,771	5,771	100%	5,999	5,999	100%
Community First Health Plans	2,648	1,982	75%	2,713	2,040	75%	2,811	2,811	100%	2,872	2,872	100%
Community Health Choice	10,534	10,517	100%	11,073	11,054	100%	11,740	11,718	100%	12,209	12,173	100%
Cook Children's Health Plan	3,880	3,880	100%	4,015	4,015	100%	4,205	4,205	100%	4,306	4,306	100%
Dell Children's Health Plan	3,250	3,250	100%	3,427	3,427	100%	3,577	3,577	100%	3,792	3,792	100%
Driscoll Health Plan	16,227	16,214	100%	16,882	16,862	100%	17,374	17,355	100%	17,947	17,927	100%
FirstCare	3,604	3,561	99%	3,839	3,784	99%	3,944	3,880	98%	4,170	4,091	98%
Molina Healthcare of Texas	3,437	3,432	100%	3,528	3,523	100%	3,652	3,646	100%	3,753	3,747	100%
Right Care from Scott and White Health Plans	4,479	4,479	100%	4,727	4,727	100%	4,904	4,904	100%	5,108	5,108	100%
Superior HealthPlan	107,989	107,928	100%	112,112	112,047	100%	115,483	115,419	100%	118,696	118,630	100%
Texas Children's Health Plan	15,414	15,400	100%	16,140	16,128	100%	17,146	16,751	98%	18,056	18,048	100%
UnitedHealthcare Community Plan	12,926	12,919	100%	13,508	13,498	100%	14,016	14,004	100%	14,518	14,504	100%
Subtotal	233,463	232,618	100%	243,117	242,238	100%	251,724	251,117	100%	259,746	259,495	100%
Rural												
Aetna Better Health	1,482	1,482	100%	1,546	1,546	100%	1,600	1,600	100%	1,652	1,652	100%
Amerigroup	59,712	59,655	100%	61,370	61,308	100%	63,019	62,947	100%	63,246	63,180	100%
Blue Cross and Blue Shield of Texas	1,946	1,946	100%	1,978	1,978	100%	2,036	2,036	100%	2,081	2,081	100%
Community First Health Plans	6,312	6,311	100%	6,562	6,562	100%	6,852	6,852	100%	7,035	7,035	100%
Community Health Choice	10,010	10,010	100%	10,302	10,302	100%	10,585	10,585	100%	10,807	10,806	100%
Dell Children's Health Plan	844	842	100%	877	875	100%	914	912	100%	964	963	100%
Driscoll Health Plan	20,100	20,098	100%	20,518	20,517	100%	20,934	20,933	100%	21,256	21,247	100%
El Paso First	64	59	92%	66	61	92%	72	65	90%	69	65	94%
FirstCare	32,106	31,951	100%	33,359	33,187	99%	34,341	34,166	99%	35,445	35,262	99%
Molina Healthcare of Texas	3,751	3,667	98%	3,805	3,802	100%	3,885	3,882	100%	3,798	3,795	100%
Parkland	1,100	1,100	100%	1,242	1,242	100%	1,280	1,280	100%	981	981	100%
Right Care from Scott and White Health Plans	10,056	10,039	100%	10,657	10,630	100%	11,056	11,032	100%	11,311	11,287	100%
Superior HealthPlan	135,539	135,090	100%	140,702	140,301	100%	145,476	145,063	100%	149,347	148,254	99%
Texas Children's Health Plan	11,990	11,990	100%	12,437	12,437	100%	12,790	12,790	100%	13,214	13,214	100%
UnitedHealthcare Community Plan	8,047	8,047	100%	8,404	8,403	100%	8,772	8,720	99%	9,149	9,093	99%
Subtotal	303,059	302,287	100%	313,825	313,155	100%	323,612	322,863	100%	330,355	328,915	100%
STAR Total	3,813,022	3,782,699	99%	3,959,581	3,931,522	99%	4,087,333	4,058,786	99%	4,204,707	4,174,499	99%
STAR+PLUS												
Metro												
Amerigroup	48,341	47,825	99%	48,434	47,967	99%	48,683	48,313	99%	99,895	99,202	99%
Cigna-HealthSpring	11,805	11,462	97%	11,516	11,176	97%						
Molina Healthcare of Texas	30,658	30,171	98%	30,624	30,472	100%	41,305	40,934	99%	94,812	94,087	99%
Superior HealthPlan	48,377	47,967	99%	48,549	48,296	99%	49,036	48,770	99%	95,557	94,925	99%
UnitedHealthcare Community Plan	44,839	44,412	99%	45,339	44,943	99%	46,078	45,658	99%	91,414	90,610	99%
Subtotal	184,020	181,837	99%	184,462	182,854	99%	185,102	183,675	99%	381,678	378,824	99%
Micro												
Amerigroup	1,651	1,647	100%	1,671	1,667	100%	1,663	1,659	100%	3,606	3,599	100%
Cigna-HealthSpring	3,509	3,507	100%	3,455	3,454	100%						
Molina Healthcare of Texas	605	588	97%	584	583	100%	3,642	3,639	100%	8,576	8,570	100%
Superior HealthPlan	2,960	2,958	100%	2,950	2,948	100%	2,983	2,981	100%	7,022	7,018	100%
UnitedHealthcare Community Plan	6,777	6,776	100%	6,857	6,857	100%	7,283	7,283	100%	13,654	13,652	100%
Subtotal	15,502	15,476	100%	15,517	15,509	100%	15,571	15,562	100%	32,858	32,839	100%
Rural												
Amerigroup	3,554	3,548	100%	3,527	3,520	100%	3,503	3,497	100%	8,805	8,786	100%
Cigna-HealthSpring	1,576	1,552	98%	1,537	1,523	99%						
Molina Healthcare of Texas	1,043	1,029	99%	1,036	1,036	100%	2,348	2,339	100%	5,212	5,188	100%
Superior HealthPlan	8,535	8,516	100%	8,487	8,472	100%	8,482	8,465	100%	17,237	17,069	99%
UnitedHealthcare Community Plan	5,860	5,860	100%	5,935	5,935	100%	6,167	6,167	100%	12,598	12,598	100%
Subtotal	20,568	20,505	100%	20,522	20,486	100%	20,500	20,468	100%	45,852	45,841	100%
STAR+PLUS Total	220,090	217,818	99%	220,501	218,849	99%	221,173	219,705	99%	458,388	455,304	99%
STAR Kids												
Metro												
Aetna Better Health	11,678	11,562	99%	11,770	11,668	99%	11,831	11,725	99%	11,826	11,730	99%
Amerigroup	24,534	24,425	100%	24,537	24,430	100%	24,594	24,495	100%	24,391	24,303	100%
Blue Cross and Blue Shield of Texas	6,315	6,185	98%	6,358	6,221	98%	6,400	6,276	98%	6,378	6,255	98%
Community First Health Plans	7,026	6,879	98%	7,049	6,911	98%	7,046	6,913	98%	6,993	6,866	98%
Cook Children's Health Plan	9,110	9,017	99%	9,098	9,013	99%	9,106	9,020	99%	9,047	8,944	99%
Driscoll Health Plan	8,108	8,098	100%	8,122	8,109	100%	8,197	8,185	100%	8,178	8,160	100%
Superior HealthPlan	23,546	23,471	100%	23,717	23,655	100%	23,905	23,841	100%	23,859	23,800	100%
Texas Children's Health Plan	24,033	23,893	99%	24,127	23,985	99%	24,226	24,086	99%	24,303	24,147	99%
UnitedHealthcare Community Plan	21,379	21,228	99%	21,326	21,168	99%	21,236	21,087	99%	21,136	21,009	99%
Subtotal	135,729	134,758	99%	136,104	135,160	99%	136,541	135,628	99%	136,111	135,214	99%
Micro												
Aetna Better Health	45	45	100%	45	45	100%	43	43	100%	38	38	100%
Amerigroup	280	281	100%	279	281	100%	279	279	100%	275	275	100%
Blue Cross and Blue Shield of Texas	662	662	100%	665	665	100%	683	683	100%	667	667	100%
Community First Health Plans	95	58	61%	97	60	62%	94	90	96%	96	94	98%
Cook Children's Health Plan	121	121	100%	115	115	100%	119	119	100%	116	116	100%
Driscoll Health Plan	492	492	100%	499	499	100%	507	507	100%	509	509	100%
Superior HealthPlan	1,539	1,539	100%	1,555	1,555	100%	1,592	1,592	100%	1,611	1,611	100%
Texas Children's Health Plan	2,474	2,473	100%	2								

Attachment H2
Specialist Network Access Analysis
SFY22 Q4 Report
(Blanks = No Data Available)

Program County Type MCO	Quarter 1			Quarter 2			Quarter 3			Quarter 4			
	Member Count	Members Within Distance Standard of Two Providers	% Within Distance Standard (90%)	Member Count	Members Within Distance Standard of Two Providers	% Within Distance Standard (90%)	Member Count	Members Within Distance Standard of Two Providers	% Within Distance Standard (90%)	Member Count	Members Within Distance Standard of Two Providers	% Within Distance Standard (90%)	
Acute Care Hospital													
STAR													
Metro	3,276,500	3,067,476	94%	3,402,639	3,183,247	94%	3,511,997	3,443,808	98%	3,614,606	2,871,730	79%	
Aetna Better Health	102,041	102,015	100%	108,659	108,627	100%	114,532	114,527	99%	120,399	120,399	100%	
Amerigroup	614,858	614,537	100%	637,211	636,058	100%	655,436	651,423	100%	673,245	668,504	99%	
Blue Cross and Blue Shield of Texas	39,972	39,972	100%	41,876	41,876	100%	43,566	43,559	100%	44,801	44,794	100%	
Community First Health Plans	132,636	132,636	100%	138,772	138,772	100%	143,818	143,818	100%	148,323	148,323	100%	
Community Health Choice	314,525	314,524	100%	325,903	325,902	100%	335,825	335,825	100%	345,193	345,193	100%	
Cook Children's Health Plan	137,122	137,122	100%	142,272	142,272	100%	146,432	146,432	100%	150,695	150,695	100%	
Dell Children's Health Plan	31,989	31,950	100%	33,408	33,370	100%	34,695	34,658	100%	35,946	35,930	100%	
Driscoll Health Plan	162,712	162,701	100%	168,532	168,520	100%	173,637	173,623	100%	178,443	178,426	100%	
El Paso First	80,558	80,558	100%	83,820	83,820	100%	86,252	86,252	100%	88,472	88,472	100%	
FirstCare	53,317	53,280	100%	55,980	55,944	100%	58,561	58,528	88%	60,435	54,705	91%	
Molina Healthcare of Texas	104,484	103,937	99%	108,360	108,290	100%	112,009	98,390	97%	115,445	115,132	100%	
Parkland	199,522	0	0%	206,675	0	0%	213,393	206,845	84%	220,150	206,546	94%	
Right Care from Scott and White	39,280	33,237	85%	41,187	34,705	84%	42,724	35,931	85%	44,013	37,037	84%	
Superior HealthPlan	650,143	649,553	100%	670,426	669,911	100%	689,729	657,094	100%	706,142	0	0%	
Texas Children's Health Plan	437,793	437,792	100%	455,025	455,024	100%	469,139	469,139	98%	483,001	483,001	100%	
UnitedHealthcare Community Plan	175,548	173,662	99%	184,533	180,156	98%	192,240	187,764	98%	199,903	194,573	97%	
Metro Total	233,463	179,294	77%	243,117	189,550	78%	251,724	187,582	75%	259,746	113,285	44%	
Metro	1,718	1,696	99%	1,795	1,771	99%	1,853	1,827	99%	1,963	1,939	99%	
Aetna Better Health	42,022	34,161	81%	43,770	31,992	73%	45,246	36,823	81%	46,357	37,652	81%	
Amerigroup	5,335	5,335	100%	5,588	5,588	100%	5,771	5,771	100%	5,999	5,993	100%	
Blue Cross and Blue Shield of Texas	2,648	2,576	97%	2,713	2,645	97%	2,811	2,741	98%	2,872	2,810	98%	
Community First Health Plans	10,534	9,627	91%	11,073	10,871	98%	11,740	11,529	98%	12,209	11,990	98%	
Community Health Choice	3,880	2,690	69%	4,015	2,792	70%	4,205	2,924	70%	4,306	3,007	70%	
Cook Children's Health Plan	3,250	2,948	91%	3,427	3,120	91%	3,577	3,262	91%	3,792	3,473	92%	
Dell Children's Health Plan	16,227	11,971	74%	16,882	10,771	64%	17,374	11,054	64%	17,947	13,405	75%	
Driscoll Health Plan	3,604	90	2%	3,839	109	3%	3,944	104	3%	4,170	110	3%	
El Paso First	3,437	975	28%	3,528	944	27%	3,652	761	21%	3,753	1,026	27%	
Molina Healthcare of Texas	4,479	4,016	90%	4,727	4,324	91%	4,904	4,474	91%	5,108	4,662	91%	
Parkland	107,989	78,844	73%	112,112	89,991	80%	115,483	80,355	70%	118,696	0	0%	
Right Care from Scott and White	15,414	14,595	95%	16,140	15,294	95%	17,148	16,273	95%	18,056	17,126	95%	
Superior HealthPlan	12,926	9,770	76%	13,508	9,338	69%	14,016	9,684	69%	14,518	10,092	70%	
Texas Children's Health Plan	303,059	217,335	72%	313,825	219,701	70%	323,612	219,504	68%	330,355	127,770	39%	
UnitedHealthcare Community Plan	1,482	1,399	94%	1,546	1,454	94%	1,600	1,506	94%	1,652	1,559	94%	
Aetna Better Health	59,712	43,348	73%	61,370	39,600	64%	63,019	40,697	65%	63,246	49,226	78%	
Amerigroup	1,946	1,636	84%	1,978	1,676	85%	2,036	1,723	85%	2,081	1,393	67%	
Blue Cross and Blue Shield of Texas	6,312	5,541	88%	6,562	5,782	88%	6,852	6,050	88%	7,035	6,217	88%	
Community First Health Plans	10,010	5,912	59%	10,302	6,669	65%	10,585	6,895	65%	10,807	7,035	65%	
Community Health Choice	844	285	34%	877	298	34%	914	315	34%	964	180	19%	
Cook Children's Health Plan	20,100	18,092	90%	20,518	18,522	90%	20,934	18,872	90%	21,256	19,201	90%	
Dell Children's Health Plan	64	30	47%	66	33	50%	72	30	42%	69	20	29%	
Driscoll Health Plan	32,106	20,536	64%	33,359	20,480	61%	34,341	21,084	61%	35,445	22,755	64%	
El Paso First	3,751	1,708	46%	3,805	793	21%	3,885	463	12%	3,798	810	21%	
FirstCare	1,100	0	0%	1,242	0	0%	1,280	0	0%	981	0	0%	
Molina Healthcare of Texas	10,056	5,940	59%	10,657	6,550	61%	11,056	6,838	62%	11,311	6,915	61%	
Parkland	135,539	101,711	75%	140,702	106,659	76%	145,476	102,940	71%	149,347	0	0%	
Right Care from Scott and White	11,990	7,896	66%	12,437	8,190	66%	12,790	8,397	66%	13,214	8,655	65%	
Superior HealthPlan	8,047	3,301	41%	8,404	3,535	42%	8,772	3,694	42%	9,149	3,804	42%	
Texas Children's Health Plan	STAR Total	3,813,022	3,464,105	91%	3,959,581	3,592,498	91%	4,087,333	3,850,894	94%	4,204,707	3,112,785	74%
UnitedHealthcare Community Plan													
STAR+PLUS													
Metro	184,020	181,066	98%	184,462	181,857	99%	185,102	175,480	95%	381,678	275,587	72%	
Aetna Better Health	48,341	48,332	100%	48,434	48,425	100%	48,683	48,068	99%	99,895	98,681	99%	
Amerigroup	11,805	11,776	100%	11,516	11,491	100%			89%				
Cigna-HealthSpring	30,658	30,548	100%	30,624	30,590	100%	41,305	36,606	97%	94,812	92,162	97%	
Molina Healthcare of Texas	48,377	48,362	100%	48,549	48,533	100%	49,036	47,411	94%	95,557	0	0%	
Superior HealthPlan	44,839	42,048	94%	45,339	42,818	94%	46,078	43,395	94%	91,414	84,744	93%	
UnitedHealthcare Community Plan	15,502	10,249	66%	15,517	10,977	71%	15,571	9,883	63%	32,858	15,647	48%	
Amerigroup	1,651	1,328	80%	1,671	1,352	81%	1,663	1,348	81%	3,606	2,791	77%	
Blue Cross and Blue Shield of Texas	3,509	2,692	77%	3,455	2,654	77%							
Community First Health Plans	605	337	56%	584	286	49%	3,642	1,736	48%	8,576	4,492	52%	
Community Health Choice	2,960	1,581	53%	2,950	2,358	80%	2,983	2,312	78%	7,022	0	0%	
Cook Children's Health Plan	6,777	4,311	64%	6,857	4,327	63%	7,283	4,487	62%	13,654	8,364	61%	
Dell Children's Health Plan	20,568	13,194	64%	20,522	13,251	65%	20,500	11,296	55%	43,852	12,885	29%	
Driscoll Health Plan	3,554	2,428	68%	3,527	2,082	59%	3,503	1,936	55%	8,805	5,109	58%	
El Paso First	1,576	1,126	71%	1,537	1,111	72%							
Molina Healthcare of Texas	1,043	507	49%	1,036	381	37%	2,348	391	17%	5,212	1,752	34%	
Superior HealthPlan	8,535	6,363	75%	8,487	6,573	77%	8,482	5,724	67%	17,237	0	0%	
UnitedHealthcare Community Plan	5,860	2,770	47%	5,935	3,104	52%	6,167	3,245	53%	12,598	6,024	48%	
Parkland	STAR+PLUS Total	220,090	204,509	93%	220,501	206,085	93%	221,173	196,659	89%	458,388	304,119	67%
Right Care from Scott and White													
STAR Kids													
Metro	135,729	133,975	99%	136,104	134,733	99%	136,541	132,219	97%	136,111	109,940	81%	
Aetna Better Health	11,678	11,628	100%	11,770	11,715	100%	11,831	11,790	100%	11,826	11,786	100%	
Amerigroup	24,534	24,495	100%	24,537	24,501	100%	24,594	24,178	98%	24,391	23,953	98%	
Cigna-HealthSpring	6,315	6,315	100%	6,358	6,358	100%	6,400	6,400	100%	6,378	6,378	100%	
Community First Health Plan	7,026	7,026	100%	7,049	7,049	100%	7,046	7,046	100%	6,993	6,993	100%	
Cook Children's Health Plan	9,110	9,109	100%	9,098	9,098	100%	9,106	9,106	100%	9,047	9,047	100%	
Driscoll Health Plan	8,108	8,108	100%	8,122	8,122	100%	8,197	8,197	100%	8,178	8,178	100%	
Superior HealthPlan	23,546	23,540	100%	23,717	23,712	100%	23,905	21,306	89%	23,859	0	0%	
Texas Children's Health Plan	24,033	24,019	100%	24,127	24,113	100%	24,226	24,213	100%	24,303	24,289	100%	
UnitedHealthcare Community Plan	21,379	19,735	92%	21,326	20,065	94%	21,236	19,983	94%	21,136	19,316	91%	
Metro Total	8,540	5,697	67%	8,573	5,884	69%	8,676	5,793	67%	8,665	4,965	57%	
Aetna Better Health	45	45	100%	45	45	100%	43	43	100%	38	38	100%	
Amerigroup	280	61	22%	281	60	21%	279	58	21%	275	56	20%	
Blue Cross and Blue Shield of Texas	662	657	99%										

Attachment H2
Specialist Network Access Analysis
SFY22 Q4 Report
(Blanks = No Data Available)

Program County Type MCO	Quarter 1			Quarter 2			Quarter 3			Quarter 4		
	Member Count	Members Within Distance Standard of Two Providers	% Within Distance Standard (90%)	Member Count	Members Within Distance Standard of Two Providers	% Within Distance Standard (90%)	Member Count	Members Within Distance Standard of Two Providers	% Within Distance Standard (90%)	Member Count	Members Within Distance Standard of Two Providers	% Within Distance Standard (90%)
Community First Health Plans	132,636	132,579	100%	138,772	138,728	100%	143,818	143,768	100%	148,323	148,274	100%
Community Health Choice	314,525	281,823	90%	325,903	292,050	90%	335,825	300,468	89%	345,193	305,340	88%
Cook Children's Health Plan	137,122	133,925	98%	142,272	137,940	97%	146,432	141,975	97%	150,695	150,280	100%
Dell Children's Health Plan	31,989	31,952	100%	33,408	33,363	100%	34,695	34,642	100%	35,946	35,037	97%
Driscoll Health Plan	162,712	108,233	67%	168,532	112,087	67%	173,637	115,522	67%	178,443	118,404	66%
El Paso First	80,558	80,555	100%	83,820	83,809	100%	86,252	86,238	100%	88,472	88,461	100%
FirstCare	53,317	49,095	92%	55,980	51,632	92%	58,561	54,089	92%	60,435	42,404	70%
Molina Healthcare of Texas	104,484	85,061	81%	108,360	104,011	96%	112,009	89,726	80%	115,445	110,559	96%
Parkland	199,522	186,251	93%	206,675	192,038	93%	213,393	199,100	93%	220,150	205,182	93%
Right Care from Scott and White Health Plan	39,280	24,058	61%	41,187	25,008	61%	42,724	25,865	61%	44,013	36,391	83%
Superior HealthPlan	650,143	550,076	85%	670,426	507,576	76%	689,729	507,728	74%	706,142	501,623	71%
Texas Children's Health Plan	437,793	397,366	91%	455,025	409,371	90%	469,139	421,876	90%	483,001	438,287	91%
UnitedHealthcare Community Plan	175,548	129,567	74%	184,533	136,882	74%	192,249	151,228	79%	199,903	121,107	61%
Micro	233,463	175,656	75%	243,117	180,484	74%	251,724	160,795	64%	259,746	147,014	57%
Aetna Better Health	1,718	1,718	100%	1,795	1,795	100%	1,853	1,853	100%	1,963	1,963	100%
Amerigroup	42,022	32,502	77%	43,770	34,624	79%	45,246	34,464	76%	46,357	18,810	41%
Blue Cross and Blue Shield of Texas	5,335	5,335	100%	5,588	5,588	100%	5,771	5,771	100%	5,999	5,999	100%
Community First Health Plans	2,648	2,648	100%	2,713	2,713	100%	2,811	2,811	100%	2,872	2,872	100%
Community Health Choice	10,534	8,317	79%	11,073	8,792	79%	11,740	9,363	80%	12,209	9,702	79%
Cook Children's Health Plan	3,880	3,880	100%	4,015	4,015	100%	4,205	4,205	100%	4,306	4,306	100%
Dell Children's Health Plan	3,250	3,250	100%	3,427	3,427	100%	3,577	3,577	100%	3,792	3,792	100%
Driscoll Health Plan	16,227	13,332	82%	16,882	13,924	82%	17,374	14,338	83%	17,947	14,863	83%
FirstCare	3,604	0	0%	3,839	3,784	99%	3,944	3,880	98%	4,170	4,091	98%
Molina Healthcare of Texas	3,437	2,035	59%	3,528	2,111	60%	3,652	2,210	61%	3,753	2,277	61%
Right Care from Scott and White Health Plan	4,479	3,310	74%	4,727	3,496	74%	4,904	3,645	74%	5,108	3,746	73%
Superior HealthPlan	107,989	80,497	75%	112,112	76,453	68%	115,483	53,815	47%	118,696	55,509	47%
Texas Children's Health Plan	15,414	11,611	75%	16,140	12,176	75%	17,148	13,005	76%	18,056	13,598	75%
UnitedHealthcare Community Plan	12,926	7,221	56%	13,508	7,586	56%	14,016	7,858	56%	14,518	5,486	38%
Rural	303,059	244,588	81%	313,825	254,841	81%	323,612	261,342	81%	330,355	258,492	78%
Aetna Better Health	1,482	1,482	100%	1,546	1,546	100%	1,600	1,600	100%	1,652	1,652	100%
Amerigroup	59,712	44,605	75%	61,370	46,418	76%	63,019	47,654	76%	63,246	44,104	70%
Blue Cross and Blue Shield of Texas	1,946	1,946	100%	1,978	1,978	100%	2,036	2,036	100%	2,081	2,081	100%
Community First Health Plans	6,312	6,312	100%	6,562	6,562	100%	6,852	6,852	100%	7,035	7,035	100%
Community Health Choice	10,010	8,363	84%	10,302	8,643	84%	10,585	8,664	82%	10,807	8,192	76%
Dell Children's Health Plan	844	844	100%	877	877	100%	914	914	100%	964	964	100%
Driscoll Health Plan	20,100	18,154	90%	20,518	18,527	90%	20,934	18,891	90%	21,256	19,198	90%
El Paso First	64	64	100%	66	65	98%	72	71	99%	69	68	99%
FirstCare	32,106	24,873	77%	33,359	26,157	78%	34,341	27,664	81%	35,445	26,667	75%
Molina Healthcare of Texas	3,751	2,331	62%	3,805	2,364	62%	3,885	1,814	47%	3,798	2,348	62%
Parkland	1,100	1,100	100%	1,242	1,242	100%	1,280	1,280	100%	981	981	100%
Right Care from Scott and White Health Plan	10,056	8,521	85%	10,657	9,005	84%	11,056	9,021	82%	11,311	8,408	74%
Superior HealthPlan	135,539	112,774	83%	140,702	117,147	83%	145,476	120,089	83%	149,347	123,304	83%
Texas Children's Health Plan	11,990	8,917	74%	12,437	9,272	75%	12,790	9,544	75%	13,214	8,453	64%
UnitedHealthcare Community Plan	8,047	4,302	53%	8,404	5,038	60%	8,772	5,248	60%	9,149	5,037	55%
STAR Total	3,815,022	3,297,888	86%	3,955,581	3,370,328	85%	4,087,333	3,422,752	84%	4,204,707	3,456,491	82%
STAR+PLUS												
Metro	184,020	149,628	81%	184,462	154,148	84%	185,102	154,827	84%	381,678	320,457	85%
Amerigroup	48,341	40,736	84%	48,434	40,025	83%	48,683	44,695	92%	99,895	91,410	92%
Cigna-HealthSpring	11,805	7,020	59%	11,516	6,849	59%						
Molina Healthcare of Texas	30,658	24,382	80%	30,624	28,513	93%	41,305	31,684	77%	94,812	85,367	90%
Superior HealthPlan	48,377	43,434	90%	48,549	43,558	90%	49,036	43,960	90%	95,557	72,999	76%
UnitedHealthcare Community Plan	44,839	34,056	76%	45,339	35,203	78%	46,078	34,488	75%	91,414	74,281	81%
Micro	15,502	10,010	65%	15,517	10,291	66%	15,571	9,220	59%	32,858	21,086	64%
Amerigroup	1,651	1,303	79%	1,671	1,414	85%	1,663	1,410	85%	3,606	2,861	79%
Cigna-HealthSpring	3,509	1,704	49%	3,455	1,657	48%						
Molina Healthcare of Texas	605	347	57%	584	338	58%	3,642	729	20%	8,576	4,845	56%
Superior HealthPlan	2,960	2,657	90%	2,950	2,636	89%	2,983	2,653	89%	7,022	4,324	62%
UnitedHealthcare Community Plan	6,777	3,999	59%	6,857	4,246	62%	7,283	4,428	61%	13,654	9,056	66%
Rural	20,568	14,824	72%	20,522	15,116	74%	20,500	14,812	72%	43,852	32,874	75%
Amerigroup	3,554	2,486	70%	3,527	2,558	73%	3,503	2,557	73%	7,805	5,816	66%
Cigna-HealthSpring	1,576	668	42%	1,537	543	35%						
Molina Healthcare of Texas	1,043	791	76%	1,036	787	76%	2,348	1,026	44%	5,212	3,487	67%
Superior HealthPlan	8,535	7,277	85%	8,487	7,274	86%	8,482	7,481	88%	17,237	14,867	86%
UnitedHealthcare Community Plan	5,860	3,602	61%	5,935	3,953	67%	6,167	3,748	61%	12,598	8,704	69%
STAR+PLUS Total	220,090	174,462	79%	220,501	179,554	81%	207,265	171,049	83%	458,388	378,017	82%
STAR Kids												
Metro	135,729	116,911	86%	136,104	116,779	86%	136,541	115,071	84%	136,111	115,769	85%
Aetna Better Health	11,678	11,326	97%	11,770	11,377	97%	11,831	11,441	97%	11,826	11,514	97%
Amerigroup	24,534	21,620	88%	24,537	21,147	86%	24,594	22,498	91%	24,391	22,330	92%
Blue Cross and Blue Shield of Texas	6,315	6,315	100%	6,358	6,358	100%	6,400	6,400	100%	6,378	6,378	100%
Community First Health Plans	7,026	7,026	100%	7,049	7,049	100%	7,046	7,046	100%	6,993	6,993	100%
Cook Children's Health Plan	9,110	8,968	98%	9,098	8,817	97%	9,106	8,826	97%	9,047	9,032	100%
Driscoll Health Plan	8,108	5,205	64%	8,122	5,215	64%	8,192	5,248	64%	8,178	5,237	64%
Superior HealthPlan	23,546	21,136	90%	23,717	21,306	90%	23,905	18,903	79%	23,859	18,897	79%
Texas Children's Health Plan	24,033	19,934	83%	24,127	19,794	82%	24,226	19,365	80%	24,303	20,124	83%
UnitedHealthcare Community Plan	21,379	15,381	72%	21,326	15,716	74%	21,236	15,344	72%	21,136	15,264	72%
Micro	8,540	6,210	73%	8,573	6,339	74%	8,676	5,831	67%	8,665	6,058	70%
Aetna Better Health	45	45	100%	45	45	100%	43	43	100%	38	38	100%
Amerigroup	280	256	91%	281	281	100%	279	279	100%	275	253	92%
Blue Cross and Blue Shield of Texas	662	662	100%	665	665	100%	683	683	100%	667	667	100%
Community First Health Plans	95	95	100%	97	97	100%	94	94	100%	96	96	100%
Cook Children's Health Plan	121	121	100%	115	115	100%	119	119	100%	116	116	100%
Driscoll Health Plan	492	434	88%	499	439	88%	507	449	89%	509	452	89%
Superior HealthPlan	1,539	1,230	80%	1,555	1,241	80%	1,592	1,014	64%	1,611	1,020	63%
Texas Children's Health Plan	2,474	1,722	70%	2,471	1,715	69%	2,512	1,438	57%	2,537	1,737	68%
UnitedHealthcare Community Plan	2,832	1,645	58%	2,845	1,741	61%	2,847	1,712	60%	2,816	1,679	60%
Rural	10,007	7,727	77%	10,131	8,050	79%	10,189	7,909	78%	10,189	7,884	77%
Aetna Better Health	72	72	100%	73	73	100%	75	75	100%	72	72	100%
Amerigroup	1,871	1,355	72%	1,874	1,422	76%	1,884	1,420	75%	1,849	1,393	75%
Blue Cross and Blue Shield of Texas	890	820	92%	933	859	92%	929	859	92%	938	863	92%
Community First Health Plans	236	236	100%	239	239	100%	243	243	100%	242	242	100%
Driscoll Health Plan	822	745	91%	832	754	91%	824	748	91%	825	747	91%</

Attachment H2
Specialist Network Access Analysis
SFY22 Q4 Report
(Blanks = No Data Available)

Program County Type MCO	Quarter 1			Quarter 2			Quarter 3			Quarter 4		
	Member Count	Members Within Distance Standard of Two Providers	% Within Distance Standard (90%)	Member Count	Members Within Distance Standard of Two Providers	% Within Distance Standard (90%)	Member Count	Members Within Distance Standard of Two Providers	% Within Distance Standard (90%)	Member Count	Members Within Distance Standard of Two Providers	% Within Distance Standard (90%)
Superior HealthPlan	650,143	649,852	100%	670,426	670,128	100%	689,729	689,430	100%	706,142	705,823	100%
Texas Children's Health Plan	437,793	437,793	100%	455,025	455,025	100%	469,139	469,139	100%	483,001	483,001	100%
UnitedHealthcare Community Plan	175,548	175,548	100%	184,533	184,533	100%	192,249	192,249	100%	199,903	199,903	100%
Micro	233,463	232,192	99%	243,117	241,881	99%	251,724	248,951	99%	259,746	250,093	96%
Aetna Better Health	1,718	1,718	100%	1,795	1,795	100%	1,853	1,853	100%	1,963	1,963	100%
Amerigroup	42,022	42,020	100%	43,770	43,768	100%	45,246	45,244	100%	46,357	46,355	100%
Blue Cross and Blue Shield of Texas	5,335	5,335	100%	5,588	5,588	100%	5,771	5,771	100%	5,999	5,999	100%
Community First Health Plans	2,648	2,648	100%	2,713	2,713	100%	2,811	2,811	100%	2,872	2,872	100%
Community Health Choice	10,534	10,534	100%	11,073	11,073	100%	11,740	11,740	100%	12,209	12,209	100%
Cook Children's Health Plan	3,880	2,616	67%	4,015	2,789	69%	4,205	2,532	60%	4,306	3,010	70%
Dell Children's Health Plan	3,250	3,250	100%	3,427	3,427	100%	3,577	3,577	100%	3,792	3,792	100%
Driscoll Health Plan	16,227	16,227	100%	16,882	16,882	100%	17,374	17,374	100%	17,947	17,947	100%
FirstCare	3,604	3,604	100%	3,839	3,839	100%	3,944	3,944	100%	4,170	4,170	100%
Molina Healthcare of Texas	3,437	3,437	100%	3,528	3,528	100%	3,652	2,560	70%	3,753	3,753	100%
Right Care from Scott and White Health	4,479	4,479	100%	4,727	4,727	100%	4,904	4,904	100%	5,108	5,108	100%
Superior HealthPlan	107,989	107,989	100%	112,112	112,110	100%	115,483	115,483	100%	118,696	110,349	93%
Texas Children's Health Plan	15,414	15,414	100%	16,140	16,140	100%	17,148	17,148	100%	18,056	18,056	100%
UnitedHealthcare Community Plan	12,926	12,921	100%	13,508	13,502	100%	14,016	14,010	100%	14,518	14,510	100%
Rural	303,059	302,384	100%	313,825	313,405	100%	323,613	323,151	100%	330,355	329,265	100%
Aetna Better Health	1,482	1,482	100%	1,546	1,546	100%	1,600	1,600	100%	1,652	1,652	100%
Amerigroup	59,712	59,552	100%	61,370	61,356	100%	63,019	63,019	100%	63,246	63,230	100%
Blue Cross and Blue Shield of Texas	1,946	1,946	100%	1,978	1,978	100%	2,036	2,036	100%	2,081	2,081	100%
Community First Health Plans	6,312	6,312	100%	6,562	6,562	100%	6,852	6,852	100%	7,035	7,035	100%
Community Health Choice	10,010	10,010	100%	10,302	10,302	100%	10,585	10,585	100%	10,807	10,807	100%
Dell Children's Health Plan	844	844	100%	877	877	100%	914	914	100%	964	964	100%
Driscoll Health Plan	20,100	20,100	100%	20,518	20,518	100%	20,934	20,934	100%	21,256	21,256	100%
El Paso First	64	64	100%	66	66	100%	72	72	100%	69	69	100%
FirstCare	32,106	32,009	100%	33,359	33,357	100%	34,341	34,336	100%	35,445	35,442	100%
Molina Healthcare of Texas	3,751	3,751	100%	3,805	3,805	100%	3,885	3,885	100%	3,798	3,798	100%
Parkland	1,100	1,100	100%	1,242	1,242	100%	1,280	1,280	100%	981	981	100%
Right Care from Scott and White Health	10,056	10,056	100%	10,657	10,657	100%	11,056	11,056	100%	11,311	11,311	100%
Superior HealthPlan	135,539	135,121	100%	140,702	140,298	100%	145,476	145,039	100%	149,347	148,276	99%
Texas Children's Health Plan	11,990	11,990	100%	12,437	12,437	100%	12,790	12,790	100%	13,214	13,214	100%
UnitedHealthcare Community Plan	8,047	8,047	100%	8,404	8,404	100%	8,772	8,772	100%	9,149	9,149	100%
STAR Total	3,813,022	3,801,134	100%	3,959,581	3,947,556	100%	4,087,333	4,083,658	100%	4,204,707	4,193,626	100%
STAR+PLUS												
Metro	184,020	184,017	100%	184,462	184,460	100%	185,102	184,558	100%	381,678	381,656	100%
Amerigroup	48,341	48,341	100%	48,434	48,434	100%	48,683	48,683	100%	99,895	99,895	100%
Cigna-HealthSpring	11,805	11,804	100%	11,516	11,515	100%						
Molina Healthcare of Texas	30,658	30,657	100%	30,624	30,623	100%	41,305	40,761	99%	94,812	94,790	100%
Superior HealthPlan	48,377	48,377	100%	48,549	48,549	100%	49,036	49,036	100%	95,557	95,557	100%
UnitedHealthcare Community Plan	44,839	44,838	100%	45,339	45,339	100%	46,078	46,078	100%	91,414	91,414	100%
Micro	15,502	15,501	100%	15,517	15,516	100%	15,571	15,335	98%	32,858	31,849	97%
Amerigroup	1,651	1,651	100%	1,671	1,671	100%	1,663	1,663	100%	3,606	3,606	100%
Cigna-HealthSpring	3,509	3,509	100%	3,455	3,455	100%						
Molina Healthcare of Texas	605	604	100%	584	583	100%	3,642	3,441	94%	8,576	8,575	100%
Superior HealthPlan	2,960	2,960	100%	2,950	2,950	100%	2,983	2,983	100%	7,022	6,014	86%
UnitedHealthcare Community Plan	6,777	6,777	100%	6,857	6,857	100%	7,283	7,248	100%	13,654	13,654	100%
Rural	20,568	20,525	100%	20,522	20,489	100%	20,500	20,471	100%	78,899	78,619	100%
Amerigroup	3,554	3,545	100%	3,527	3,527	100%	3,503	3,503	100%	8,805	8,803	100%
Cigna-HealthSpring	1,576	1,573	100%	1,537	1,533	100%	16,997	16,968	100%	35,047	34,908	100%
Molina Healthcare of Texas	1,043	1,043	100%	1,036	1,036	100%	2,348	2,348	100%	5,212	5,212	100%
Superior HealthPlan	8,535	8,504	100%	8,487	8,458	100%	8,482	8,453	100%	17,237	17,098	99%
UnitedHealthcare Community Plan	5,860	5,860	100%	5,935	5,935	100%	6,167	6,167	100%	12,598	12,598	100%
STAR+PLUS Total	220,090	220,043	100%	220,501	220,465	100%	221,173	220,364	100%	493,435	492,124	100%
STAR Kids												
Metro	135,729	135,715	100%	136,104	136,090	100%	136,541	136,190	100%	136,111	135,802	100%
Aetna Better Health	11,678	11,678	100%	11,770	11,770	100%	11,831	11,831	100%	11,826	11,826	100%
Amerigroup	24,534	24,534	100%	24,537	24,537	100%	24,594	24,594	100%	24,391	24,391	100%
Blue Cross and Blue Shield of Texas	6,315	6,306	100%	6,358	6,349	100%	6,400	6,057	95%	6,378	6,073	95%
Community First Health Plans	7,026	7,026	100%	7,049	7,049	100%	7,046	7,046	100%	6,993	6,993	100%
Cook Children's Health Plan	9,110	9,110	100%	9,098	9,098	100%	9,106	9,102	100%	9,047	9,047	100%
Driscoll Health Plan	8,108	8,108	100%	8,122	8,122	100%	8,197	8,197	100%	8,178	8,178	100%
Superior HealthPlan	23,546	23,546	100%	23,717	23,717	100%	23,905	23,905	100%	23,859	23,859	100%
Texas Children's Health Plan	24,033	24,028	100%	24,127	24,122	100%	24,226	24,222	100%	24,303	24,299	100%
UnitedHealthcare Community Plan	21,379	21,379	100%	21,326	21,326	100%	21,236	21,236	100%	21,136	21,136	100%
Micro	8,540	8,481	99%	8,573	8,525	99%	8,676	8,611	99%	8,665	8,287	96%
Aetna Better Health	45	45	100%	45	45	100%	43	43	100%	38	38	100%
Amerigroup	280	280	100%	281	281	100%	279	279	100%	275	275	100%
Blue Cross and Blue Shield of Texas	662	662	100%	665	665	100%	683	683	100%	667	667	100%
Community First Health Plans	95	95	100%	97	97	100%	94	94	100%	96	96	100%
Cook Children's Health Plan	121	83	69%	115	81	70%	119	70	59%	116	79	68%
Driscoll Health Plan	492	492	100%	499	499	100%	507	507	100%	509	509	100%
Superior HealthPlan	1,539	1,539	100%	1,555	1,555	100%	1,592	1,592	100%	1,611	1,288	80%
Texas Children's Health Plan	2,474	2,464	100%	2,471	2,467	100%	2,512	2,508	100%	2,537	2,532	100%
UnitedHealthcare Community Plan	2,832	2,821	100%	2,845	2,835	100%	2,847	2,835	100%	2,816	2,803	100%
Rural	10,007	9,995	100%	10,131	10,125	100%	10,189	10,184	100%	10,189	10,183	100%
Aetna Better Health	72	72	100%	73	73	100%	75	75	100%	72	72	100%
Amerigroup	1,871	1,864	100%	1,874	1,874	100%	1,884	1,884	100%	1,849	1,849	100%
Blue Cross and Blue Shield of Texas	890	890	100%	933	933	100%	929	929	100%	938	938	100%
Community First Health Plans	236	236	100%	239	239	100%	243	243	100%	242	242	100%
Driscoll Health Plan	822	822	100%	832	832	100%	824	824	100%	825	825	100%
Superior HealthPlan	2,394	2,389	100%	2,429	2,423	100%	2,468	2,463	100%	2,520	2,514	100%
Texas Children's Health Plan	1,389	1,389	100%	1,415	1,415	100%	1,427	1,427	100%	1,409	1,409	100%
UnitedHealthcare Community Plan	2,333	2,333	100%	2,336	2,336	100%	2,339	2,339	100%	2,334	2,334	100%
STAR Kids Total	154,276	154,191	100%	154,808	154,740	100%	155,406	154,985	100%	154,965	154,272	100%
BH - Outpatient Total	4,187,388	4,175,368	100%	4,334,890	4,322,761	100%	4,463,912	4,459,007	100%	4,853,107	4,840,022	100%
Cardiovascular Disease												
STAR												
Metro	3,276,500	3,207,924	98%	3,402,639	3,348,806	98%	3,511,997	3,457,560	98%	3,614,606	3,559,3	

**Attachment H2
Specialist Network Access Analysis
SFY22 Q4 Report
(Blanks = No Data Available)**

Program County Type MCO	Quarter 1			Quarter 2			Quarter 3			Quarter 4		
	Member Count	Members Within Distance Standard of Two Providers	% Within Distance Standard (90%)	Member Count	Members Within Distance Standard of Two Providers	% Within Distance Standard (90%)	Member Count	Members Within Distance Standard of Two Providers	% Within Distance Standard (90%)	Member Count	Members Within Distance Standard of Two Providers	% Within Distance Standard (90%)
Blue Cross and Blue Shield of Texas	5,335	5,335	100%	5,588	5,588	100%	5,771	5,771	100%	5,999	5,999	100%
Community First Health Plans	2,648	2,635	100%	2,713	2,698	99%	2,811	2,797	100%	2,872	2,864	100%
Community Health Choice	10,534	10,479	99%	11,073	11,009	99%	11,740	11,650	99%	12,209	12,134	99%
Cook Children's Health Plan	3,880	2,904	75%	4,015	3,015	75%	4,205	3,164	75%	4,306	3,244	75%
Dell Children's Health Plan	3,250	2,939	90%	3,427	3,260	95%	3,577	3,409	95%	3,792	3,616	95%
Driscoll Health Plan	16,227	13,333	82%	16,882	13,932	83%	17,374	17,374	100%	17,947	17,947	100%
FirstCare	3,604	3,561	99%	3,839	3,784	99%	3,944	3,880	98%	4,170	4,093	98%
Molina Healthcare of Texas	3,437	1,604	47%	3,528	2,758	78%	3,652	1,747	48%	3,753	2,910	78%
Right Care from Scott and White Health Plan	4,479	4,353	97%	4,727	4,601	97%	4,904	4,773	97%	5,108	4,973	97%
Superior HealthPlan	107,989	92,306	85%	112,112	102,546	91%	115,483	109,235	95%	118,696	108,927	92%
Texas Children's Health Plan	15,414	14,986	97%	16,140	15,701	97%	17,148	16,706	97%	18,056	17,579	97%
UnitedHealthcare Community Plan	12,926	9,347	72%	13,508	9,837	73%	14,016	11,675	83%	14,518	12,177	84%
Rural	303,059	284,176	94%	313,825	295,124	94%	323,612	304,909	94%	330,355	313,361	95%
Aetna Better Health	1,482	1,482	100%	1,546	1,546	100%	1,600	1,600	100%	1,652	1,652	100%
Amerigroup	59,712	56,169	94%	61,370	57,530	94%	63,019	59,098	94%	63,246	59,277	94%
Blue Cross and Blue Shield of Texas	1,946	1,946	100%	1,978	1,978	100%	2,036	2,036	100%	2,081	2,081	100%
Community First Health Plans	6,312	6,312	100%	6,562	6,562	100%	6,852	6,852	100%	7,035	7,035	100%
Community Health Choice	10,010	9,963	100%	10,302	10,259	100%	10,585	10,544	100%	10,807	10,764	100%
Dell Children's Health Plan	844	784	93%	877	831	95%	914	862	94%	964	911	95%
Driscoll Health Plan	20,100	20,100	100%	20,518	20,518	100%	20,934	20,934	100%	21,256	21,256	100%
El Paso First	64	63	98%	66	64	97%	72	69	96%	69	66	96%
FirstCare	32,106	28,087	87%	33,359	28,203	85%	34,341	29,114	85%	35,445	30,062	85%
Molina Healthcare of Texas	3,751	3,634	97%	3,805	3,764	99%	3,885	3,847	99%	3,798	3,767	99%
Parkland	1,100	1,061	96%	1,242	1,199	97%	1,280	1,235	96%	981	957	98%
Right Care from Scott and White Health Plan	10,056	9,607	96%	10,657	10,171	95%	11,056	10,657	96%	11,311	10,903	96%
Superior HealthPlan	135,539	125,222	92%	140,702	131,891	94%	145,476	136,732	94%	149,347	142,517	95%
Texas Children's Health Plan	11,990	11,908	99%	12,437	12,348	99%	12,790	12,698	99%	13,214	13,111	99%
UnitedHealthcare Community Plan	8,047	7,838	97%	8,404	8,260	98%	8,772	8,631	98%	9,149	9,002	98%
STAR Total	3,813,022	3,697,055	97%	3,959,581	3,867,243	98%	4,087,333	4,000,604	98%	4,204,707	4,116,430	98%
STAR+PLUS												
Metro	184,020	180,311	98%	184,462	182,485	99%	185,102	182,423	99%	381,678	378,523	99%
Amerigroup	48,341	48,046	99%	48,434	48,129	99%	48,683	48,478	100%	99,895	99,537	100%
Cigna-HealthSpring	11,805	11,668	99%	11,516	11,413	99%						
Molina Healthcare of Texas	30,658	29,614	97%	30,624	30,591	100%	41,305	40,325	98%	94,812	94,514	100%
Superior HealthPlan	48,377	47,700	99%	48,549	47,841	99%	49,036	48,384	99%	95,557	94,537	99%
UnitedHealthcare Community Plan	44,839	43,283	97%	45,339	44,511	98%	46,078	45,236	98%	91,414	89,935	98%
Micro	15,502	13,569	88%	15,517	13,713	88%	15,571	13,213	85%	32,858	30,320	92%
Amerigroup	1,651	1,651	100%	1,671	1,671	100%	1,663	1,645	99%	3,606	3,606	100%
Cigna-HealthSpring	3,509	2,807	80%	3,455	2,771	80%						
Molina Healthcare of Texas	605	451	75%	584	520	89%	3,642	2,177	60%	8,576	7,322	85%
Superior HealthPlan	2,960	2,784	94%	2,950	2,793	95%	2,983	2,818	94%	7,022	6,157	88%
UnitedHealthcare Community Plan	6,777	5,876	87%	6,857	5,958	87%	7,283	6,573	90%	13,654	13,235	97%
Rural	20,568	19,489	95%	20,522	19,686	96%	20,500	19,362	94%	43,852	41,975	96%
Amerigroup	3,554	3,232	91%	3,527	3,191	90%	3,503	3,173	91%	8,805	7,854	89%
Cigna-HealthSpring	1,576	1,567	99%	1,577	1,528	99%						
Molina Healthcare of Texas	1,043	1,024	98%	1,036	1,031	100%	2,348	2,177	93%	5,212	5,195	100%
Superior HealthPlan	8,535	7,973	93%	8,487	8,144	96%	8,482	7,990	94%	17,237	16,633	96%
UnitedHealthcare Community Plan	5,860	5,693	97%	5,935	5,792	98%	6,167	6,022	98%	12,598	12,293	98%
STAR+PLUS Total	220,090	213,369	97%	220,501	215,884	98%	207,265	203,430	98%	458,388	450,818	98%
STAR Kids												
Metro	135,729	132,295	97%	136,104	133,492	98%	136,541	133,817	98%	136,111	133,526	98%
Aetna Better Health	11,678	11,582	99%	11,770	11,709	99%	11,831	11,781	100%	11,773	11,773	100%
Amerigroup	24,534	23,985	98%	24,537	24,013	98%	24,594	24,071	98%	24,391	23,872	98%
Blue Cross and Blue Shield of Texas	6,315	4,834	77%	6,358	4,924	77%	6,400	4,914	77%	6,378	4,906	77%
Community First Health Plans	7,026	7,011	100%	7,049	7,032	100%	7,046	7,030	100%	6,993	6,975	100%
Cook Children's Health Plan	9,110	8,739	96%	9,098	8,924	98%	9,106	8,965	98%	9,047	8,910	98%
Driscoll Health Plan	8,108	8,092	100%	8,122	8,105	100%	8,197	8,182	100%	8,178	8,165	100%
Superior HealthPlan	23,546	23,506	100%	23,717	23,687	100%	23,905	23,757	99%	23,859	23,832	100%
Texas Children's Health Plan	24,033	23,914	100%	24,127	24,010	100%	24,226	24,108	100%	24,303	24,180	99%
UnitedHealthcare Community Plan	21,379	20,632	97%	21,236	21,088	99%	21,236	21,009	99%	21,136	20,913	99%
Micro	8,540	6,981	82%	8,573	7,043	82%	8,676	7,375	85%	8,665	7,677	89%
Aetna Better Health	45	38	84%	45	39	87%	43	38	88%	38	33	87%
Amerigroup	280	280	100%	281	281	100%	279	279	100%	275	275	100%
Blue Cross and Blue Shield of Texas	662	627	95%	665	629	95%	683	648	95%	667	633	95%
Community First Health Plans	95	95	100%	97	97	100%	94	94	100%	96	96	100%
Cook Children's Health Plan	121	57	47%	115	87	76%	119	89	75%	116	87	75%
Driscoll Health Plan	492	434	88%	499	439	88%	507	507	100%	509	509	100%
Superior HealthPlan	1,539	1,106	72%	1,555	1,117	72%	1,592	1,276	80%	1,611	1,475	92%
Texas Children's Health Plan	2,474	1,910	77%	2,471	1,900	77%	2,512	1,941	77%	2,537	1,952	77%
UnitedHealthcare Community Plan	2,832	2,434	86%	2,845	2,847	100%	2,847	2,503	88%	2,816	2,617	93%
Rural	10,007	9,362	94%	10,131	9,423	93%	10,189	9,680	95%	10,189	9,675	95%
Aetna Better Health	72	72	100%	73	73	100%	75	75	100%	72	72	100%
Amerigroup	1,871	1,662	89%	1,874	1,661	89%	1,884	1,667	89%	1,849	1,634	88%
Blue Cross and Blue Shield of Texas	890	887	100%	933	933	100%	929	929	100%	938	937	100%
Community First Health Plans	236	236	100%	239	239	100%	243	243	100%	242	242	100%
Driscoll Health Plan	822	822	100%	832	832	100%	824	824	100%	825	825	100%
Superior HealthPlan	2,394	2,075	87%	2,429	2,031	84%	2,468	2,312	94%	2,520	2,350	93%
Texas Children's Health Plan	1,389	1,361	98%	1,415	1,389	98%	1,427	1,399	98%	1,409	1,382	98%
UnitedHealthcare Community Plan	2,333	2,247	96%	2,336	2,265	97%	2,339	2,231	95%	2,334	2,233	96%
STAR Kids Total	154,276	148,638	96%	154,808	149,958	97%	155,406	150,872	97%	154,965	150,878	97%
Cardiovascular Disease Total	4,187,388	4,059,062	97%	4,334,890	4,233,085	98%	4,450,004	4,354,906	98%	4,818,060	4,718,126	98%
ENT (Otolaryngology)												
STAR												
Metro	3,276,500	3,244,525	99%	3,402,639	3,347,168	98%	3,511,997	3,452,170	98%	3,614,606	3,520,498	97%
Aetna Better Health	102,041	102,009	100%	108,659	108,655	100%	114,532	114,525	100%	120,399	120,392	100%
Amerigroup	614,858	611,897	100%	637,211	634,964	100%	655,436	653,012	100%	673,245	659,742	98%
Blue Cross and Blue Shield of Texas	39,972	39,958	100%	41,876	41,862	100%	43,566	43,526	100%	44,801	44,760	100%
Community First Health Plans	132,636	132,636	100%	138,772	138,772	100%	143,818	143,818	100%	148,323	148,148	100%
Community Health Choice	314,525	308,576	98%	325,903	319,769	98%	335,825	329,539	98%	345,193	340,424	99%
Cook Children's Health Plan	137,122	135,509	99%	142,272	139,076	98%	146,432	143,170	98%	150,695	149,701	99%
Dell Children's Health Plan	31,989	31,953	100%	33,408	33,366	100%	34,695	34,647	100%	35,946	35,943	100%</

Attachment H2
Specialist Network Access Analysis
SFY22 Q4 Report
(Blanks = No Data Available)

Program County Type MCO	Quarter 1			Quarter 2			Quarter 3			Quarter 4		
	Member Count	Members Within Distance Standard of Two Providers	% Within Distance Standard (90%)	Member Count	Members Within Distance Standard of Two Providers	% Within Distance Standard (90%)	Member Count	Members Within Distance Standard of Two Providers	% Within Distance Standard (90%)	Member Count	Members Within Distance Standard of Two Providers	% Within Distance Standard (90%)
FirstCare	3,604	3,602	100%	3,839	3,837	100%	3,944	3,942	100%	4,170	4,169	100%
Molina Healthcare of Texas	3,437	2,157	63%	3,528	2,233	63%	3,652	2,331	64%	3,753	2,422	65%
Right Care from Scott and White Health Plan	4,479	4,479	100%	4,727	4,727	100%	4,904	4,904	100%	5,108	5,108	100%
Superior HealthPlan	107,989	100,635	93%	112,112	104,370	93%	115,483	107,468	93%	118,696	118,696	100%
Texas Children's Health Plan	15,414	15,414	100%	16,140	16,140	100%	17,148	17,148	100%	18,056	18,056	100%
UnitedHealthcare Community Plan	12,926	11,608	90%	13,508	12,133	90%	14,016	12,629	90%	14,518	13,101	90%
Rural	303,059	284,310	94%	313,825	292,640	93%	323,612	301,858	93%	330,355	316,312	96%
Aetna Better Health	1,482	1,482	100%	1,546	1,546	100%	1,600	1,600	100%	1,652	1,652	100%
Amerigroup	59,712	56,406	94%	61,370	58,046	95%	63,019	59,553	95%	63,246	58,040	92%
Blue Cross and Blue Shield of Texas	1,946	1,946	100%	1,978	1,978	100%	2,036	2,036	100%	2,081	2,081	100%
Community First Health Plans	6,312	6,312	100%	6,562	6,562	100%	6,852	6,852	100%	7,035	7,035	100%
Community Health Choice	10,010	10,010	100%	10,302	10,302	100%	10,585	10,585	100%	10,807	10,807	100%
Dell Children's Health Plan	844	844	100%	877	877	100%	914	914	100%	964	964	100%
Driscoll Health Plan	20,100	20,100	100%	20,518	20,518	100%	20,934	20,934	100%	21,256	21,248	100%
El Paso First	64	64	100%	66	65	98%	72	71	99%	69	68	99%
FirstCare	32,106	27,985	87%	33,359	29,098	87%	34,341	29,976	87%	35,445	30,950	87%
Molina Healthcare of Texas	3,751	3,691	98%	3,805	2,991	79%	3,885	3,047	78%	3,798	2,973	78%
Parkland	1,100	1,100	100%	1,242	1,242	100%	1,280	1,280	100%	981	981	100%
Right Care from Scott and White Health Plan	10,056	9,956	99%	10,657	10,583	99%	11,056	10,984	99%	11,311	11,242	99%
Superior HealthPlan	135,539	125,045	92%	140,702	128,666	91%	145,476	133,142	92%	149,347	146,596	98%
Texas Children's Health Plan	11,990	11,990	100%	12,437	12,437	100%	12,790	12,790	100%	13,214	13,214	100%
UnitedHealthcare Community Plan	8,047	7,739	92%	8,404	7,729	92%	8,772	8,094	92%	9,149	8,461	92%
STAR Total	3,813,022	3,749,450	98%	3,959,581	3,869,561	98%	4,087,333	3,991,999	98%	4,204,707	4,090,732	97%
STAR+PLUS												
Metro	184,020	181,615	99%	184,462	178,510	97%	185,102	178,707	97%	186,678	178,797	97%
Amerigroup	48,341	48,174	100%	48,434	48,399	100%	48,683	48,649	100%	99,895	97,774	98%
Cigna-HealthSpring	11,805	11,677	99%	11,516	11,378	99%			92%			
Molina Healthcare of Texas	30,658	29,245	95%	30,624	29,374	96%	41,305	37,840	95%	94,812	90,677	96%
Superior HealthPlan	48,377	48,088	99%	48,549	44,445	92%	49,036	46,684	95%	95,557	89,914	94%
UnitedHealthcare Community Plan	44,839	44,431	99%	45,339	44,914	99%	46,078	45,534	98%	91,414	90,432	99%
Micro	15,502	14,904	96%	15,517	14,928	96%	15,571	15,213	100%	32,858	31,519	96%
Amerigroup	1,651	1,651	100%	1,671	1,671	100%	1,663	1,663	90%	3,606	3,606	100%
Cigna-HealthSpring	3,509	3,391	97%	3,455	3,343	97%			100%			
Molina Healthcare of Texas	605	423	70%	584	416	71%	3,642	3,285	100%	8,576	7,237	84%
Superior HealthPlan	2,960	2,662	90%	2,950	2,641	90%	2,983	2,982	92%	7,022	7,022	100%
UnitedHealthcare Community Plan	6,777	6,777	100%	6,857	6,857	100%	7,283	7,283	92%	13,654	13,654	100%
Rural	20,568	19,468	95%	20,522	19,316	94%	20,500	18,866	80%	43,852	41,040	94%
Amerigroup	3,554	3,273	92%	3,527	3,245	92%	3,503	3,224	92%	8,805	7,185	82%
Cigna-HealthSpring	1,576	1,569	100%	1,537	1,531	100%			97%			
Molina Healthcare of Texas	1,043	1,014	97%	1,036	876	85%	2,348	1,881	96%	5,212	4,775	92%
Superior HealthPlan	8,535	7,930	93%	8,487	7,904	93%	8,482	7,764	92%	17,237	16,913	98%
UnitedHealthcare Community Plan	5,860	5,682	97%	5,935	5,760	97%	6,167	5,997	97%	12,598	12,167	97%
STAR+PLUS Total	220,090	215,987	98%	220,501	212,754	96%	221,173	212,786	98%	456,388	441,356	97%
STAR Kids												
Metro	135,729	133,232	98%	136,104	132,204	97%	136,541	132,644	97%	136,111	130,639	96%
Aetna Better Health	11,678	11,455	98%	11,770	11,571	98%	11,871	11,627	98%	11,826	11,637	98%
Amerigroup	24,524	24,389	99%	24,537	24,449	100%	24,594	24,506	100%	24,391	23,827	98%
Blue Cross and Blue Shield of Texas	6,315	6,310	100%	6,358	6,353	100%	6,400	6,393	100%	6,378	6,371	100%
Community First Health Plans	7,026	7,026	100%	7,049	7,049	100%	7,046	7,046	100%	6,993	6,991	100%
Cook Children's Health Plan	9,110	8,972	98%	9,098	8,958	98%	9,106	8,963	98%	9,047	9,020	100%
Driscoll Health Plan	8,108	8,105	100%	8,122	8,119	100%	8,197	8,194	100%	8,178	6,948	85%
Superior HealthPlan	23,546	22,948	97%	23,717	21,625	91%	23,905	21,645	91%	23,859	21,578	90%
Texas Children's Health Plan	24,033	23,574	98%	24,127	23,669	98%	24,226	23,949	99%	24,303	24,016	99%
UnitedHealthcare Community Plan	21,379	20,453	96%	21,326	20,411	96%	21,236	20,321	96%	21,136	20,251	96%
Micro	8,540	8,132	95%	8,573	8,160	95%	8,676	8,260	95%	8,665	8,570	99%
Aetna Better Health	45	45	100%	45	45	100%	43	43	100%	38	38	100%
Amerigroup	280	280	100%	281	281	100%	279	279	100%	275	275	100%
Blue Cross and Blue Shield of Texas	662	662	100%	665	665	100%	683	683	100%	667	667	100%
Community First Health Plans	95	95	100%	97	97	100%	94	94	100%	96	96	100%
Cook Children's Health Plan	121	121	100%	115	115	100%	119	119	100%	116	116	100%
Driscoll Health Plan	492	434	88%	499	439	88%	507	449	89%	509	452	89%
Superior HealthPlan	1,539	1,232	80%	1,555	1,243	80%	1,592	1,275	80%	1,611	1,611	100%
Texas Children's Health Plan	2,474	2,474	100%	2,471	2,471	100%	2,512	2,512	100%	2,537	2,537	100%
UnitedHealthcare Community Plan	2,832	2,789	98%	2,845	2,804	99%	2,847	2,806	99%	2,816	2,778	99%
Rural	10,007	9,103	91%	10,131	9,146	90%	10,189	9,191	90%	13,005	12,178	94%
Aetna Better Health	72	72	100%	73	73	100%	75	75	100%	72	72	100%
Amerigroup	1,871	1,651	88%	1,874	1,664	89%	1,884	1,669	89%	1,849	1,552	84%
Blue Cross and Blue Shield of Texas	890	820	92%	903	860	93%	929	860	93%	938	866	92%
Community First Health Plans	236	236	100%	239	239	100%	243	243	100%	242	242	100%
Driscoll Health Plan	822	822	100%	832	832	100%	824	824	100%	825	825	100%
Superior HealthPlan	2,394	1,962	82%	2,429	1,908	79%	2,468	1,935	78%	2,520	2,276	90%
Texas Children's Health Plan	1,389	1,389	100%	1,415	1,415	100%	1,427	1,427	100%	1,409	1,409	100%
UnitedHealthcare Community Plan	2,333	2,151	92%	2,336	2,155	92%	2,339	2,158	92%	2,334	2,158	92%
STAR Kids Total	154,276	150,467	98%	154,808	149,510	97%	155,406	150,095	97%	2,816	2,778	99%
ENT Total	4,187,388	4,115,904	98%	4,334,890	4,231,825	98%	4,463,912	4,354,880	98%	4,665,911	4,534,866	97%
General Surgeon												
STAR												
Metro	3,276,500	3,239,261	99%	3,402,639	3,371,783	99%	3,477,515	3,445,355	99%	3,614,606	3,583,143	99%
Aetna Better Health	102,041	101,990	100%	108,659	108,596	100%	114,532	114,463	100%	120,399	120,326	100%
Amerigroup	614,858	603,892	98%	637,211	630,303	99%	655,436	648,133	99%	673,245	666,950	99%
Blue Cross and Blue Shield of Texas	39,972	38,848	97%	41,876	40,778	97%	43,566	42,411	97%	44,801	43,623	97%
Community First Health Plans	132,636	132,340	100%	138,772	138,451	100%	143,818	143,485	100%	148,323	147,970	100%
Community Health Choice	314,525	314,215	100%	325,903	325,581	100%	335,825	335,500	100%	345,193	344,861	100%
Cook Children's Health Plan	137,122	134,118	98%	142,272	141,175	99%	146,432	145,320	99%	150,695	149,575	99%
Dell Children's Health Plan	31,989	31,837	100%	33,408	33,282	100%	34,695	34,573	100%	35,946	35,807	100%
Driscoll Health Plan	162,712	161,458	99%	168,532	167,250	99%	173,637	172,311	99%	178,443	177,088	99%
El Paso First	80,558	80,548	100%	83,820	83,802	100%	86,252	86,235	100%	88,472	88,454	100%
FirstCare	53,317	53,169	100%	55,980	55,826	100%	24,079	23,930	99%	60,435	60,278	100%
Molina Healthcare of Texas	104,484	103,860	99%	108,360	107,977	100%	112,009	111,404	99%	115,445	115,337	100%
Parkland	199,522	189,818	95%	206,675	196,666	95%	213,393	203,027	95%	220,150	209,212	95%
Right Care from Scott and White Health Plan	39,280	39,179	100%	41,187	41,113	100%	42,724	42,648	100%	44,013	43,938	100%
Superior HealthPlan	650,143	646,357	99%	670,426	667,467	100%	689,729	686,636	100%	706,14		

Attachment H2
Specialist Network Access Analysis
SFY22 Q4 Report
(Blanks = No Data Available)

Program County Type MCO	Quarter 1			Quarter 2			Quarter 3			Quarter 4		
	Member Count	Members Within Distance Standard of Two Providers	% Within Distance Standard (90%)	Member Count	Members Within Distance Standard of Two Providers	% Within Distance Standard (90%)	Member Count	Members Within Distance Standard of Two Providers	% Within Distance Standard (90%)	Member Count	Members Within Distance Standard of Two Providers	% Within Distance Standard (90%)
Rural	303,059	299,401	99%	313,825	310,423	99%	312,896	309,454	99%	330,355	326,219	99%
Aetna Better Health	1,482	1,482	100%	1,546	1,546	100%	1,600	1,600	100%	1,652	1,652	100%
Amerigroup	59,712	58,775	98%	61,370	60,411	98%	63,019	62,055	98%	63,246	62,103	98%
Blue Cross and Blue Shield of Texas	1,946	1,946	100%	1,978	1,978	100%	2,036	2,036	100%	2,081	2,081	100%
Community First Health Plans	6,312	6,312	100%	6,562	6,562	100%	6,852	6,852	100%	7,035	7,035	100%
Community Health Choice	10,010	9,951	99%	10,302	10,246	99%	10,585	10,533	100%	10,807	10,753	100%
Dell Children's Health Plan	844	844	100%	877	877	100%	914	914	100%	964	964	100%
Driscoll Health Plan	20,100	20,100	100%	20,518	20,518	100%	20,934	20,934	100%	21,256	21,256	100%
El Paso First	64	63	98%	66	64	97%	72	69	96%	69	66	96%
FirstCare	32,106	31,214	97%	33,359	32,549	98%	33,625	32,789	98%	35,445	34,029	96%
Molina Healthcare of Texas	3,751	3,724	99%	3,805	3,779	99%	3,885	3,750	97%	3,798	3,772	99%
Parkland	1,100	1,100	100%	1,242	1,242	100%	1,280	1,280	100%	981	981	100%
Right Care from Scott and White Health	10,056	10,016	100%	10,657	10,621	100%	11,056	11,039	100%	11,311	11,270	100%
Superior HealthPlan	135,539	134,143	99%	140,702	139,527	99%	145,476	144,280	99%	149,347	148,149	99%
Texas Children's Health Plan	11,990	11,883	99%	12,437	12,317	99%	12,790	12,684	99%	13,214	13,095	99%
UnitedHealthcare Community Plan	8,047	7,848	98%	8,404	8,186	98%	8,772	8,639	98%	9,149	9,013	99%
STAR Total	3,813,022	3,762,649	99%	3,959,581	3,918,381	99%	4,042,135	3,998,405	99%	4,204,707	4,163,435	99%
STAR+PLUS	184,020	181,038	98%	184,462	181,511	98%	185,102	182,558	99%	381,678	377,866	99%
Metro	48,341	48,072	99%	48,434	48,105	99%	48,683	48,346	99%	99,895	99,427	100%
Amerigroup	11,805	11,503	97%	11,516	11,223	97%						
Cigna-HealthSpring	30,658	30,383	99%	30,624	30,448	99%	41,205	40,814	99%	94,812	94,521	100%
Molina Healthcare of Texas	48,377	47,561	98%	48,549	47,754	98%	49,036	48,707	99%	95,557	95,008	99%
Superior HealthPlan	44,839	43,519	97%	45,339	43,981	97%	46,078	44,691	97%	91,414	88,910	97%
UnitedHealthcare Community Plan	15,502	14,965	97%	15,517	15,095	97%	15,571	14,122	91%	32,858	32,133	98%
Micro	1,651	1,630	99%	1,671	1,651	99%	1,663	1,645	99%	3,606	3,572	99%
Amerigroup	3,509	3,437	98%	3,455	3,400	98%						
Cigna-HealthSpring	605	545	90%	584	584	100%	3,642	2,583	71%	8,576	8,417	98%
Molina Healthcare of Texas	2,960	2,788	94%	2,950	2,787	94%	2,983	2,818	94%	7,022	7,022	100%
Superior HealthPlan	6,777	6,565	97%	6,857	6,673	97%	20,500	20,105	98%	13,654	13,122	96%
UnitedHealthcare Community Plan	20,568	20,248	98%	20,522	20,204	98%	20,500	20,105	98%	43,852	42,942	98%
Rural	3,554	3,459	97%	3,527	3,433	97%	3,503	3,417	98%	8,805	8,512	97%
Amerigroup	1,576	1,570	100%	1,537	1,531	100%						
Cigna-HealthSpring	1,043	1,038	100%	1,036	1,032	100%	2,348	2,260	96%	5,212	5,196	100%
Molina Healthcare of Texas	8,535	8,444	99%	8,487	8,409	99%	8,482	8,396	99%	17,237	17,060	99%
Superior HealthPlan	5,860	5,737	98%	5,935	5,799	98%	6,167	6,032	98%	12,598	12,174	97%
UnitedHealthcare Community Plan	220,090	216,251	98%	220,501	216,810	98%	221,173	216,785	98%	458,388	452,941	99%
STAR Kids	135,729	133,828	99%	136,104	134,641	99%	136,541	135,365	99%	136,111	134,967	99%
Metro	11,678	11,479	98%	11,770	11,577	98%	11,831	11,732	99%	11,826	11,729	99%
Aetna Better Health	24,534	24,019	98%	24,537	24,373	99%	24,594	24,412	99%	24,391	24,225	99%
Amerigroup	6,315	6,304	100%	6,358	6,353	100%	6,400	6,397	100%	6,378	6,375	100%
Blue Cross and Blue Shield of Texas	7,026	7,017	100%	7,049	7,038	100%	7,046	7,036	100%	6,993	6,983	100%
Community First Health Plans	9,110	8,929	98%	9,098	9,040	99%	9,106	9,053	99%	9,047	8,995	99%
Cook Children's Health Plan	8,108	8,047	99%	8,122	8,058	99%	8,197	8,138	99%	8,178	8,122	99%
Driscoll Health Plan	23,546	23,487	100%	23,717	23,656	100%	23,905	23,862	100%	23,859	23,816	100%
Superior HealthPlan	24,033	23,462	98%	24,127	23,517	97%	24,226	23,781	98%	24,203	23,862	98%
Texas Children's Health Plan	21,379	21,084	99%	21,326	21,029	99%	21,236	20,954	99%	21,136	20,860	99%
UnitedHealthcare Community Plan	8,540	8,270	97%	8,573	8,310	97%	8,676	8,408	97%	8,665	8,471	98%
Micro	45	45	100%	45	45	100%	43	43	100%	38	38	100%
Aetna Better Health	280	280	100%	281	281	100%	279	279	100%	275	275	100%
Amerigroup	662	662	100%	665	665	100%	683	683	100%	667	667	100%
Blue Cross and Blue Shield of Texas	95	95	100%	97	97	100%	94	94	100%	96	96	100%
Community First Health Plans	121	114	94%	115	108	94%	119	112	94%	116	109	94%
Cook Children's Health Plan	492	492	100%	499	499	100%	507	507	100%	509	509	100%
Driscoll Health Plan	1,539	1,414	92%	1,555	1,428	92%	1,592	1,458	92%	1,611	1,611	100%
Superior HealthPlan	2,474	2,436	98%	2,471	2,440	99%	2,512	2,479	99%	2,537	2,500	99%
Texas Children's Health Plan	2,832	2,732	96%	2,845	2,747	97%	2,847	2,753	97%	2,816	2,666	95%
UnitedHealthcare Community Plan	10,007	9,773	98%	10,131	9,957	98%	10,189	10,048	99%	10,117	9,920	98%
Rural	72	72	100%	73	73	100%	75	75	100%	72	72	100%
Aetna Better Health	1,871	1,823	97%	1,874	1,828	98%	1,884	1,837	98%	1,849	1,780	96%
Amerigroup	890	881	99%	933	933	100%	929	929	100%	938	938	100%
Blue Cross and Blue Shield of Texas	236	236	100%	239	239	100%	243	243	100%	242	242	100%
Community First Health Plans	822	822	100%	832	832	100%	824	824	100%	825	825	100%
Driscoll Health Plan	2,394	2,273	95%	2,429	2,358	97%	2,468	2,428	98%	2,520	2,474	98%
Superior HealthPlan	1,389	1,378	99%	1,415	1,405	99%	1,427	1,418	99%	1,409	1,400	99%
Texas Children's Health Plan	2,333	2,288	98%	2,336	2,289	98%	2,339	2,294	98%	2,334	2,261	97%
UnitedHealthcare Community Plan	154,276	151,871	98%	154,808	152,908	99%	155,406	153,821	99%	154,893	153,582	99%
STAR Kids Total	4,187,388	4,130,771	99%	4,334,890	4,288,099	99%	4,418,714	4,369,011	99%	4,817,988	4,769,734	99%
General Surgeon Total	154,276	151,871	98%	154,808	152,908	99%	155,406	153,821	99%	154,893	153,582	99%
Mental Health Targeted Case Management (TCM) and Mental Health Rehabilitative Services (MHRS)	4,187,388	4,130,771	99%	4,334,890	4,288,099	99%	4,418,714	4,369,011	99%	4,817,988	4,769,734	99%
STAR	3,276,500	3,275,287	69%	3,402,639	3,409,558	71%	3,511,997	3,511,997	81%	3,614,606	3,614,606	69%
Metro	102,041	100,490	98%	106,659	106,641	98%	114,532	113,223	99%	120,399	118,175	98%
Aetna Better Health	614,858	337,323	55%	637,211	349,351	55%	655,436	306,788	47%	673,245	529,682	79%
Amerigroup	39,972	38,211	96%	41,876	39,963	95%	43,566	41,476	95%	44,801	42,607	95%
Blue Cross and Blue Shield of Texas	132,636	125,911	95%	138,772	131,781	95%	143,818	136,568	95%	148,323	139,515	94%
Community First Health Plans	314,525	309,017	98%	325,903	320,269	98%	335,825	328,116	98%	345,193	339,431	98%
Community Health Choice	137,122	0	0%	142,272	0	0%	146,432	132,766	91%	150,695	136,634	91%
Cook Children's Health Plan	31,989	28,471	89%	33,408	29,686	89%	34,695	30,756	89%	35,946	31,815	91%
Dell Children's Health Plan	162,712	107,145	66%	168,532	110,788	66%	173,637	114,066	66%	178,443	126,846	71%
Driscoll Health Plan	80,558	80,558	100%	83,820	83,820	100%	86,252	86,252	100%	88,472	88,472	100%
Superior HealthPlan	53,317	13,950	26%	55,980	14,681	26%	58,561	15,355	26%	60,435	16,049	27%
El Paso First	104,484	55,420	53%	108,360	58,905	54%	112,009	53,126	47%	115,445	64,215	56%
FirstCare	199,522	0	0%	206,675	0	0%	213,393	211,316	99%	220,150	207,301	94%
Molina Healthcare of Texas	39,280	30,878	79%	41,187	32,384	79%	42,724	33,589	79%	44,013	34,599	79%
Parkland	650,143	493,836	76%	670,426	549,004	82%	689,729	618,460	90%	706,142	0	0%
Right Care from Scott and White Health	437,793	410,254	94%	455,025	425,805	94%	469,139	442,007	94%	483,001	455,123	94%
Superior HealthPlan	175,548	143,823	82%	184,533	156,480	85%	192,249	163,632	85%	199,903	170,691	85%
Texas Children's Health Plan	233,463	95,183	41%	243,117	102,037	42%	251,724	109,306	43%	259,746	63,084	24%
UnitedHealthcare Community Plan	1,718	941	55%	1,795	947	53%	1,853	1,249	67%	1,963	1,061	54%
Aetna Better Health	42,022	10,277	24%	43,770	10,556	24%	45,246	10,836	24%	46,357	16,022	35%
Amerigroup	5,335	4,254	80%	5,588	4,450	80%	5,771	4,601	80%	5,999	4,813	80%
Blue Cross and Blue Shield of Texas	2,448	1,757	66%	2,713	1,795	66%	2,811	1,866	66%	2,872	1,803	63%
Community First Health Plans	10,534	7,610	72%	11,073	8,							

Attachment H2
Specialist Network Access Analysis
SFY22 Q4 Report
(Blanks = No Data Available)

Program County Type MCO	Quarter 1			Quarter 2			Quarter 3			Quarter 4		
	Member Count	Members Within Distance Standard of Two Providers	% Within Distance Standard (90%)	Member Count	Members Within Distance Standard of Two Providers	% Within Distance Standard (90%)	Member Count	Members Within Distance Standard of Two Providers	% Within Distance Standard (90%)	Member Count	Members Within Distance Standard of Two Providers	% Within Distance Standard (90%)
Dell Children's Health Plan	844	844	100%	877	877	100%	914	913	100%	964	964	100%
Driscoll Health Plan	20,100	19,646	98%	20,518	20,051	98%	20,934	20,904	100%	21,256	21,256	100%
El Paso First	64	64	100%	66	65	98%	72	71	99%	69	68	99%
FirstCare	32,106	15,085	47%	33,359	15,648	47%	34,341	16,039	47%	35,445	16,587	47%
Molina Healthcare of Texas	3,751	2,867	76%	3,805	2,919	77%	3,885	1,800	46%	3,798	2,889	76%
Parkland	1,100	0	0%	1,242	0	0%	1,280	1,280	100%	981	981	100%
Right Care from Scott and White Health Plan	10,056	9,766	97%	10,657	10,342	97%	11,056	10,744	97%	11,311	10,980	97%
Superior HealthPlan	135,539	106,403	79%	140,702	123,129	88%	145,476	127,520	88%	149,347	13,987	3%
Texas Children's Health Plan	11,990	11,416	95%	12,437	12,107	97%	12,790	12,467	97%	13,214	12,884	98%
UnitedHealthcare Community Plan	8,047	6,321	79%	8,404	6,643	79%	8,772	6,821	78%	9,149	7,136	78%
STAR Total	3,813,022	2,601,792	68%	3,959,581	2,763,965	70%	4,087,333	3,191,193	78%	4,203,055	2,703,734	64%
STAR+PLUS												
Metro	184,020	136,040	93%	184,462	133,907	73%	185,102	125,463	68%	381,678	197,197	52%
Amerigroup	48,341	28,552	100%	48,434	28,560	59%	48,683	28,475	58%	99,895	72,349	72%
Cigna-HealthSpring	11,805	7,581	100%	11,516	7,447	65%						
Molina Healthcare of Texas	30,658	26,096	100%	30,624	26,506	87%	41,305	22,517	55%	94,812	65,371	69%
Superior HealthPlan	48,377	39,353	100%	48,549	42,192	87%	49,036	44,949	92%	95,557	0	0%
UnitedHealthcare Community Plan	44,839	34,458	100%	45,319	29,202	64%	46,078	29,522	64%	91,414	59,471	65%
Micro	15,502	5,852	100%	15,517	5,461	35%	15,571	4,348	28%	32,858	5,649	17%
Amerigroup	1,651	379	100%	1,671	381	23%	1,663	376	23%	3,606	1,035	29%
Cigna-HealthSpring	3,509	1,706	100%	3,455	1,677	49%						
Molina Healthcare of Texas	605	213	100%	584	224	38%	3,642	673	18%	8,576	1,695	20%
Superior HealthPlan	2,960	1,725	100%	2,950	1,703	58%	2,983	1,729	58%	7,022	0	0%
UnitedHealthcare Community Plan	6,777	1,829	100%	6,857	1,476	22%	7,283	1,570	22%	13,654	2,919	21%
Rural	20,568	15,243	100%	20,522	15,065	73%	20,500	13,988	68%	43,852	14,447	33%
Amerigroup	3,554	1,989	100%	3,527	1,975	56%	3,503	1,962	56%	8,805	4,546	52%
Cigna-HealthSpring	1,576	1,450	100%	1,537	1,414	92%						
Molina Healthcare of Texas	1,043	931	100%	1,036	920	89%	2,348	1,158	49%	5,212	3,050	59%
Superior HealthPlan	8,535	6,922	100%	8,487	7,490	88%	8,482	7,494	88%	17,237	357	2%
UnitedHealthcare Community Plan	5,860	3,951	100%	5,935	3,266	55%	6,167	3,374	55%	12,598	6,494	52%
STAR+PLUS Total	220,090	157,135	100%	220,501	154,433	70%	221,173	143,379	65%	458,388	217,293	47%
STAR Kids												
Metro	135,729	94,783	70%	136,104	97,829	72%	136,541	105,345	77%	136,111	94,448	69%
Aetna Better Health	11,678	11,395	98%	11,770	11,518	98%	11,831	11,553	98%	11,826	11,572	98%
Amerigroup	24,534	16,749	68%	24,537	16,809	69%	24,594	13,694	56%	24,391	21,630	89%
Blue Cross and Blue Shield of Texas	6,315	3,923	62%	6,358	3,956	62%	6,400	3,947	62%	6,393	3,938	62%
Community First Health Plans	7,026	6,741	96%	7,049	6,763	96%	7,046	6,756	96%	6,993	6,675	95%
Cook Children's Health Plan	9,110	0	0%	9,098	0	0%	9,106	7,956	87%	9,047	7,902	87%
Driscoll Health Plan	8,108	5,326	66%	8,122	5,332	66%	8,197	5,365	65%	8,178	5,804	71%
Superior HealthPlan	23,546	14,617	62%	23,717	16,814	71%	23,905	19,248	81%	23,859	0	0%
Texas Children's Health Plan	24,033	20,654	86%	24,127	21,349	88%	24,226	21,574	89%	24,303	21,714	89%
UnitedHealthcare Community Plan	21,379	15,378	72%	21,326	15,288	72%	21,326	15,252	72%	21,136	15,213	72%
Micro	8,540	2,851	33%	8,573	3,581	42%	8,676	3,790	44%	8,665	2,915	34%
Aetna Better Health	45	17	38%	45	17	38%	43	28	65%	38	15	39%
Amerigroup	280	231	83%	281	232	83%	279	231	83%	275	230	84%
Blue Cross and Blue Shield of Texas	662	231	35%	665	230	35%	683	231	34%	667	223	33%
Community First Health Plans	95	55	58%	97	57	59%	94	55	59%	96	57	59%
Cook Children's Health Plan	121	0	0%	115	0	0%	119	48	40%	116	44	38%
Driscoll Health Plan	492	267	54%	499	271	54%	507	282	56%	509	289	57%
Superior HealthPlan	1,539	893	58%	1,555	879	57%	1,592	910	57%	1,611	0	0%
Texas Children's Health Plan	2,474	718	29%	2,471	1,386	56%	2,512	1,479	59%	2,537	1,543	61%
UnitedHealthcare Community Plan	2,832	439	16%	2,845	509	18%	2,846	526	18%	2,816	514	18%
Rural	10,007	7,247	72%	10,131	7,445	73%	10,189	7,246	71%	10,189	5,440	53%
Aetna Better Health	72	72	100%	73	73	100%	75	75	100%	72	72	100%
Amerigroup	1,871	965	52%	1,874	966	52%	1,884	669	36%	1,849	927	50%
Blue Cross and Blue Shield of Texas	890	653	73%	933	688	74%	929	679	73%	938	692	74%
Community First Health Plans	236	236	100%	239	239	100%	243	243	100%	242	242	100%
Driscoll Health Plan	822	803	98%	832	809	97%	824	823	100%	825	825	100%
Superior HealthPlan	2,394	1,648	69%	2,429	1,967	81%	2,468	2,045	83%	2,520	0	0%
Texas Children's Health Plan	1,389	1,222	88%	1,415	1,373	97%	1,427	1,385	97%	1,409	1,363	97%
UnitedHealthcare Community Plan	2,333	1,648	71%	2,336	1,330	57%	2,339	1,327	57%	2,334	1,319	57%
STAR Kids Total	154,276	104,881	68%	154,808	108,855	70%	155,406	116,381	75%	154,965	102,803	66%
TCM and MHR Total	4,187,388	2,863,808	68%	4,334,890	3,027,253	70%	4,463,912	3,451,373	77%	4,816,408	3,023,830	63%
Nursing Facility												
STAR+PLUS												
Metro	188,213	188,213	100%	190,465	190,465	100%	193,099	193,099	100%	195,957	149,605	76%
Amerigroup	49,953	49,953	100%	50,603	50,603	100%	51,178	51,178	100%	51,912	51,781	100%
Cigna-HealthSpring	15,728	15,728	100%	15,442	15,442	100%						
Molina Healthcare of Texas	37,203	37,203	100%	37,564	37,564	100%	53,092	53,092	100%	53,425	53,425	100%
Superior HealthPlan	43,637	43,637	100%	44,407	44,407	100%	45,421	45,421	100%	46,221	0	0%
UnitedHealthcare Community Plan	41,692	41,692	100%	42,449	42,449	100%	43,408	43,408	100%	44,399	44,399	100%
Micro	16,875	16,875	100%	16,999	16,993	100%	17,130	16,208	95%	17,272	13,261	77%
Amerigroup	1,936	1,936	100%	1,924	1,924	100%	1,941	1,941	100%	1,965	1,965	100%
Cigna-HealthSpring	3,907	3,907	100%	3,841	3,841	100%						
Molina Healthcare of Texas	1,511	1,511	100%	1,531	1,531	100%	5,170	4,248	82%	5,102	5,102	100%
Superior HealthPlan	3,919	3,919	100%	3,931	3,931	100%	3,956	3,956	100%	4,011	0	0%
UnitedHealthcare Community Plan	5,602	5,602	100%	5,766	5,766	100%	6,063	6,063	100%	6,194	6,194	100%
Rural	22,970	22,690	99%	23,021	22,742	99%	23,267	22,982	99%	23,384	14,153	61%
Amerigroup	5,390	5,148	96%	5,331	5,094	96%	5,351	5,119	96%	5,340	4,910	92%
Cigna-HealthSpring	1,584	1,584	100%	1,561	1,561	100%						
Molina Healthcare of Texas	1,589	1,589	100%	1,581	1,581	100%	3,063	3,056	100%	3,001	2,998	100%
Superior HealthPlan	8,549	8,520	100%	8,591	8,560	100%	8,723	8,689	100%	8,783	0	0%
UnitedHealthcare Community Plan	5,858	5,849	100%	5,957	5,946	100%	6,130	6,118	100%	6,260	6,245	100%
STAR+PLUS Total	228,058	227,778	100%	230,479	230,200	100%	233,496	232,289	99%	236,613	177,019	75%
Nursing Facility Total	228,058	227,778	100%	230,479	230,200	100%	233,496	232,289	99%	236,613	177,019	75%
OB/GYN												
STAR												
Metro	885,443	885,168	100%	941,521	941,214	100%	993,412	993,048	100%	1,042,830	1,042,500	100%
Aetna Better Health	29,386	29,386	100%	32,169	32,169	100%	34,976	34,976	100%	37,927	37,927	100%
Amerigroup	165,641	165,593	100%	175,840	175,786	100%	184,933	184,872	100%	193,392	193,328	100%
Blue Cross and Blue Shield of Texas	11,112	11,112	100%	11,817	11,817	100%	12,514	12,514	100%	</		

**Attachment H2
Specialist Network Access Analysis
SFY22 Q4 Report
(Blanks = No Data Available)**

Program County Type MCO	Quarter 1			Quarter 2			Quarter 3			Quarter 4		
	Member Count	Members Within Distance Standard of Two Providers	% Within Distance Standard (90%)	Member Count	Members Within Distance Standard of Two Providers	% Within Distance Standard (90%)	Member Count	Members Within Distance Standard of Two Providers	% Within Distance Standard (90%)	Member Count	Members Within Distance Standard of Two Providers	% Within Distance Standard (90%)
Community Health Choice	2,788	2,788	100%	2,979	2,979	100%	3,210	3,210	100%	3,389	3,389	100%
Cook Children's Health Plan	951	951	100%	1,001	1,001	100%	1,052	1,052	100%	1,093	1,093	100%
Dell Children's Health Plan	719	719	100%	768	768	100%	822	822	100%	899	899	100%
Driscoll Health Plan	4,385	4,385	100%	4,706	4,706	100%	4,964	4,964	100%	5,243	5,243	100%
FirstCare	1,049	1,049	100%	1,154	1,154	100%	1,213	1,213	100%	1,302	1,302	100%
Molina Healthcare of Texas	1,013	1,013	100%	1,050	1,050	100%	1,125	1,125	100%	1,170	1,170	100%
Right Care from Scott and White Health Plan	1,317	1,317	100%	1,414	1,414	100%	1,503	1,503	100%	1,569	1,569	100%
Superior HealthPlan	29,992	29,992	100%	31,930	31,930	100%	33,582	33,582	100%	35,146	35,146	100%
Texas Children's Health Plan	3,685	3,685	100%	3,947	3,947	100%	4,287	4,287	100%	4,594	4,594	100%
UnitedHealthcare Community Plan	3,851	3,851	100%	4,124	4,124	100%	4,321	4,321	100%	4,543	4,543	100%
Rural	84,653	84,137	99%	89,638	89,028	99%	94,491	93,862	99%	98,530	97,886	99%
Aetna Better Health	422	422	100%	468	468	100%	510	510	100%	527	527	100%
Amerigroup	16,197	16,073	99%	16,995	16,863	99%	17,883	17,749	99%	18,372	18,235	99%
Blue Cross and Blue Shield of Texas	548	548	100%	560	560	100%	595	595	100%	618	618	100%
Community First Health Plans	1,866	1,866	100%	1,948	1,948	100%	2,066	2,066	100%	2,154	2,154	100%
Community Health Choice	2,754	2,754	100%	2,897	2,897	100%	3,036	3,036	100%	3,188	3,188	100%
Dell Children's Health Plan	220	220	100%	235	235	100%	246	246	100%	273	273	100%
Driscoll Health Plan	5,504	5,504	100%	5,766	5,766	100%	6,039	6,039	100%	6,251	6,251	100%
El Paso First	20	20	100%	22	22	100%	26	26	100%	23	23	100%
FirstCare	8,890	8,784	99%	9,400	9,194	98%	9,947	9,725	98%	10,547	10,321	98%
Molina Healthcare of Texas	1,066	1,066	100%	1,123	1,123	100%	1,169	1,169	100%	1,186	1,186	100%
Parkland	293	293	100%	330	330	100%	356	356	100%	382	382	100%
Right Care from Scott and White Health Plan	2,833	2,833	100%	3,117	3,117	100%	3,306	3,306	100%	3,462	3,462	100%
Superior HealthPlan	38,230	37,944	99%	40,608	40,336	99%	42,785	42,512	99%	44,776	44,495	99%
Texas Children's Health Plan	3,080	3,080	100%	3,267	3,267	100%	3,446	3,446	100%	3,618	3,618	100%
UnitedHealthcare Community Plan	2,730	2,730	100%	2,902	2,902	100%	3,081	3,081	100%	3,253	3,253	100%
STAR Total	1,034,197	1,033,406	100%	1,099,428	1,098,511	100%	1,159,988	1,158,995	100%	1,217,032	1,216,058	100%
STAR+PLUS												
Metro	88,671	88,645	100%	88,695	88,663	100%	88,765	88,679	100%	125,115	125,064	100%
Amerigroup	23,274	23,274	100%	23,273	23,273	100%	23,374	23,374	100%	32,106	32,106	100%
Cigna-HealthSpring	5,624	5,614	100%	5,465	5,457	100%						
Molina Healthcare of Texas	14,386	14,370	100%	14,306	14,297	100%	19,275	19,208	100%	27,927	27,906	100%
Superior HealthPlan	24,056	24,056	100%	24,098	24,098	100%	24,274	24,274	100%	33,484	33,484	100%
UnitedHealthcare Community Plan	21,331	21,331	100%	21,553	21,538	100%	21,842	21,823	100%	31,598	31,568	100%
Micro	7,957	7,957	100%	7,941	7,941	100%	7,978	7,872	99%	12,115	12,115	100%
Amerigroup	822	822	100%	833	833	100%	828	828	100%	1,309	1,309	100%
Cigna-HealthSpring	1,845	1,845	100%	1,795	1,795	100%						
Molina Healthcare of Texas	286	286	100%	277	277	100%	1,844	1,738	94%	2,870	2,870	100%
Superior HealthPlan	1,564	1,564	100%	1,555	1,555	100%	1,579	1,579	100%	2,310	2,310	100%
UnitedHealthcare Community Plan	3,440	3,440	100%	3,481	3,481	100%	3,727	3,727	100%	5,626	5,626	100%
Rural	10,614	10,514	99%	10,598	10,500	99%	10,529	10,431	99%	15,990	15,803	99%
Amerigroup	1,792	1,775	99%	1,780	1,762	99%	1,768	1,750	99%	2,861	2,822	99%
Cigna-HealthSpring	805	801	100%	789	786	100%						
Molina Healthcare of Texas	519	519	100%	518	518	100%	1,157	1,157	100%	1,809	1,809	100%
Superior HealthPlan	4,552	4,512	99%	4,519	4,480	99%	4,502	4,458	99%	6,440	6,370	99%
UnitedHealthcare Community Plan	2,946	2,907	99%	2,992	2,954	99%	3,102	3,066	99%	4,880	4,802	98%
STAR+PLUS Total	107,242	107,116	100%	107,234	107,104	100%	107,272	106,982	100%	153,220	152,982	100%
STAR Kids												
Metro	27,275	27,260	100%	27,445	27,427	100%	27,657	27,636	100%	27,657	27,637	100%
Aetna Better Health	2,492	2,484	100%	2,537	2,531	100%	2,581	2,572	100%	2,576	2,568	100%
Amerigroup	4,979	4,972	100%	4,960	4,953	100%	4,986	4,978	100%	4,966	4,958	100%
Blue Cross and Blue Shield of Texas	1,260	1,260	100%	1,277	1,277	100%	1,293	1,293	100%	1,297	1,297	100%
Community First Health Plans	1,406	1,406	100%	1,422	1,422	100%	1,431	1,431	100%	1,418	1,418	100%
Cook Children's Health Plan	1,839	1,839	100%	1,834	1,834	100%	1,839	1,839	100%	1,836	1,836	100%
Driscoll Health Plan	1,586	1,586	100%	1,608	1,608	100%	1,617	1,617	100%	1,612	1,612	100%
Superior HealthPlan	4,913	4,913	100%	4,944	4,944	100%	4,978	4,978	100%	4,989	4,989	100%
Texas Children's Health Plan	4,607	4,607	100%	4,642	4,640	100%	4,711	4,709	100%	4,743	4,741	100%
UnitedHealthcare Community Plan	4,193	4,193	100%	4,221	4,218	100%	4,221	4,219	100%	4,220	4,218	100%
Micro	1,698	1,698	100%	1,737	1,737	100%	1,767	1,767	100%	1,787	1,787	100%
Aetna Better Health	10	10	100%	8	8	100%	10	10	100%	9	9	100%
Amerigroup	66	66	100%	66	66	100%	70	70	100%	71	71	100%
Blue Cross and Blue Shield of Texas	139	139	100%	142	142	100%	141	141	100%	136	136	100%
Community First Health Plans	20	20	100%	22	22	100%	21	21	100%	20	20	100%
Cook Children's Health Plan	30	30	100%	29	29	100%	31	31	100%	31	31	100%
Driscoll Health Plan	99	99	100%	98	98	100%	98	98	100%	108	108	100%
Superior HealthPlan	311	311	100%	314	314	100%	320	320	100%	325	325	100%
Texas Children's Health Plan	440	440	100%	466	466	100%	474	474	100%	482	482	100%
UnitedHealthcare Community Plan	583	583	100%	592	592	100%	602	602	100%	605	605	100%
Rural	1,973	1,950	99%	2,007	1,982	99%	2,013	1,988	99%	2,008	1,981	99%
Aetna Better Health	16	16	100%	17	17	100%	17	17	100%	17	17	100%
Amerigroup	373	365	98%	363	355	98%	372	364	98%	357	348	97%
Blue Cross and Blue Shield of Texas	178	178	100%	186	186	100%	184	184	100%	177	177	100%
Community First Health Plans	44	44	100%	45	45	100%	43	43	100%	47	47	100%
Driscoll Health Plan	145	145	100%	146	146	100%	145	145	100%	146	146	100%
Superior HealthPlan	464	460	99%	483	479	99%	485	481	99%	496	491	99%
Texas Children's Health Plan	264	264	100%	268	268	100%	271	271	100%	269	269	100%
UnitedHealthcare Community Plan	489	478	98%	499	486	97%	496	483	97%	499	486	97%
STAR Kids Total	30,946	30,908	100%	31,189	31,146	100%	31,437	31,391	100%	31,452	31,405	100%
OB/GYN Total Ophthalmologist	1,172,385	1,171,430	100%	1,237,851	1,236,761	100%	1,298,697	1,297,368	100%	1,401,704	1,400,445	100%
Ophthalmologist												
STAR												
Metro	3,276,500	3,187,429	97%	3,402,639	3,303,577	97%	3,511,997	3,420,699	97%	3,614,606	3,514,308	97%
Aetna Better Health	102,041	100,424	98%	108,659	107,105	99%	114,532	112,884	99%	120,399	118,671	99%
Amerigroup	614,858	594,820	97%	637,211	616,420	97%	655,436	633,820	97%	673,245	649,645	96%
Blue Cross and Blue Shield of Texas	39,972	39,023	98%	41,876	40,867	98%	43,566	42,520	98%	44,801	43,353	97%
Community First Health Plans	132,636	132,036	100%	138,772	138,151	100%	143,818	143,170	100%	148,323	147,662	100%
Community Health Choice	314,525	314,074	100%	325,903	325,497	100%	335,825	335,419	100%	345,193	344,781	100%
Cook Children's Health Plan	137,122											

**Attachment H2
Specialist Network Access Analysis
SFY22 Q4 Report
(Blanks = No Data Available)**

Program County Type MCO	Quarter 1			Quarter 2			Quarter 3			Quarter 4		
	Member Count	Members Within Distance Standard of Two Providers	% Within Distance Standard (90%)	Member Count	Members Within Distance Standard of Two Providers	% Within Distance Standard (90%)	Member Count	Members Within Distance Standard of Two Providers	% Within Distance Standard (90%)	Member Count	Members Within Distance Standard of Two Providers	% Within Distance Standard (90%)
Right Care from Scott and White Health	4,479	4,347	97%	4,727	4,567	97%	4,904	4,734	97%	5,108	4,945	97%
Superior HealthPlan	107,989	92,560	86%	112,112	99,905	89%	115,483	98,856	86%	118,696	117,650	99%
Texas Children's Health Plan	15,414	15,306	99%	16,140	16,025	99%	17,148	17,029	99%	18,056	17,931	99%
UnitedHealthcare Community Plan	12,926	9,306	72%	13,508	9,487	70%	14,016	10,227	73%	14,518	10,714	74%
Rural	303,059	278,241	92%	313,825	287,178	92%	323,612	296,390	92%	330,355	302,980	92%
Aetna Better Health	1,482	1,482	100%	1,546	1,546	100%	1,600	1,600	100%	1,652	1,652	100%
Amerigroup	59,712	53,976	90%	61,370	55,312	90%	63,019	56,662	90%	63,246	56,839	89.9%
Blue Cross and Blue Shield of Texas	1,946	1,946	100%	1,978	1,978	100%	2,036	2,036	100%	2,081	2,081	100%
Community First Health Plans	6,312	6,312	100%	6,562	6,562	100%	6,852	6,852	100%	7,035	7,035	100%
Community Health Choice	10,010	9,718	97%	10,302	10,024	97%	10,585	10,316	97%	10,807	10,539	98%
Dell Children's Health Plan	844	804	95%	877	835	95%	914	866	95%	964	916	95%
Driscoll Health Plan	20,100	19,906	99%	20,518	20,323	99%	20,934	20,734	99%	21,256	21,047	99%
El Paso First	64	63	98%	66	64	97%	72	69	96%	69	66	96%
FirstCare	32,106	23,634	74%	33,359	24,552	74%	34,341	24,929	73%	35,445	25,737	73%
Molina Healthcare of Texas	3,751	3,707	99%	3,805	3,765	99%	3,885	3,839	99%	3,798	3,757	99%
Parkland	1,100	1,063	97%	1,242	1,199	97%	1,280	1,236	97%	981	930	95%
Right Care from Scott and White Health	10,056	9,754	97%	10,657	10,342	97%	11,056	10,748	97%	11,311	10,998	97%
Superior HealthPlan	135,539	126,174	93%	140,702	130,867	93%	145,476	135,293	93%	149,347	139,264	93%
Texas Children's Health Plan	11,990	11,919	99%	12,437	12,362	99%	12,790	12,710	99%	13,214	13,123	99%
UnitedHealthcare Community Plan	8,047	7,783	97%	8,404	7,447	89%	8,772	8,500	97%	9,149	8,996	98%
STAR Total	3,813,022	3,669,807	96%	3,959,581	3,806,831	96%	4,087,333	3,937,538	96%	4,204,707	4,061,313	97%
STAR+PLUS												
Metro	184,020	180,271	98%	184,462	180,352	98%	185,102	179,216	97%	381,678	372,743	98%
Amerigroup	48,341	47,701	99%	48,434	47,666	98%	48,683	48,016	99%	99,895	98,380	98%
Cigna-HealthSpring	11,805	11,502	97%	11,516	11,247	98%						
Molina Healthcare of Texas	30,658	30,036	98%	30,624	30,147	98%	41,305	38,815	94%	94,812	92,169	97%
Superior HealthPlan	48,377	47,288	98%	48,549	47,705	98%	49,036	48,142	98%	95,557	93,724	98%
UnitedHealthcare Community Plan	44,839	43,744	98%	45,339	43,587	96%	46,078	44,243	96%	91,414	88,470	97%
Micro	15,502	14,156	91%	15,571	13,975	90%	15,571	13,405	86%	32,858	29,797	91%
Amerigroup	1,651	1,590	96%	1,671	1,609	96%	1,663	1,504	90%	3,606	3,225	89%
Cigna-HealthSpring	3,509	3,256	93%	3,455	2,870	83%						
Molina Healthcare of Texas	605	452	75%	584	429	73%	3,642	2,549	70%	8,576	7,305	85%
Superior HealthPlan	2,960	2,777	94%	2,950	2,938	100%	2,983	2,818	94%	7,022	6,987	100%
UnitedHealthcare Community Plan	6,777	6,081	90%	6,857	6,129	89%	7,283	6,534	90%	13,654	12,280	89.9%
Rural	20,568	19,083	93%	20,522	19,031	93%	20,500	18,890	92%	43,852	40,191	92%
Amerigroup	3,554	3,126	88%	3,527	3,079	87%	3,503	3,047	87%	8,805	7,145	81%
Cigna-HealthSpring	1,576	1,492	95%	1,537	1,455	95%						
Molina Healthcare of Texas	1,043	1,036	99%	1,036	1,031	100%	2,348	2,138	91%	5,212	5,084	98%
Superior HealthPlan	8,535	7,971	93%	8,487	7,935	93%	8,482	7,933	94%	17,237	16,034	93%
UnitedHealthcare Community Plan	5,860	5,458	93%	5,935	5,531	93%	6,167	5,772	94%	12,598	11,928	95%
STAR+PLUS Total	220,090	213,510	97%	220,501	213,358	97%	221,173	211,511	96%	458,388	442,731	97%
STAR Kids												
Metro	135,729	132,198	97%	136,104	132,383	97%	136,541	132,792	97%	136,111	131,529	97%
Aetna Better Health	11,678	11,308	97%	11,770	11,432	97%	11,831	11,493	97%	11,826	11,400	96%
Amerigroup	24,534	23,275	95%	24,537	23,350	95%	24,594	23,451	95%	24,391	23,192	95%
Blue Cross and Blue Shield of Texas	6,315	5,522	87%	6,358	5,544	87%	6,400	5,572	87%	6,378	4,817	76%
Community First Health Plans	7,026	7,007	100%	7,049	7,027	100%	7,046	7,024	100%	6,993	6,971	100%
Cook Children's Health Plan	9,110	8,615	95%	9,098	8,806	97%	9,106	8,822	97%	9,047	8,772	97%
Driscoll Health Plan	8,108	8,026	99%	8,122	8,034	99%	8,197	8,115	99%	8,178	8,098	99%
Superior HealthPlan	23,546	23,429	100%	23,717	23,674	100%	23,905	23,804	100%	23,859	23,762	100%
Texas Children's Health Plan	24,033	23,941	100%	24,127	24,036	100%	24,226	24,133	100%	24,303	24,207	100%
UnitedHealthcare Community Plan	21,379	21,075	99%	21,326	20,480	96%	21,236	20,378	96%	21,136	20,310	96%
Micro	8,540	7,773	91%	8,573	7,840	91%	8,676	7,726	89%	8,665	8,046	93%
Aetna Better Health	45	37	82%	45	38	84%	43	36	84%	38	31	82%
Amerigroup	280	280	100%	281	281	100%	279	258	92%	275	253	92%
Blue Cross and Blue Shield of Texas	662	607	92%	665	613	92%	683	631	92%	667	613	92%
Community First Health Plans	95	93	98%	97	95	98%	94	92	98%	96	94	98%
Cook Children's Health Plan	121	102	84%	115	90	78%	119	98	82%	116	96	83%
Driscoll Health Plan	492	449	91%	499	453	91%	507	463	91%	509	466	92%
Superior HealthPlan	1,539	1,390	90%	1,555	1,400	90%	1,592	1,254	79%	1,611	1,589	99%
Texas Children's Health Plan	2,474	2,325	94%	2,471	2,319	94%	2,512	2,359	94%	2,537	2,376	94%
UnitedHealthcare Community Plan	2,832	2,490	88%	2,845	2,551	90%	2,847	2,535	89%	2,816	2,528	90%
Rural	10,007	9,004	90%	10,131	9,273	92%	10,189	9,242	91%	10,189	9,232	91%
Aetna Better Health	72	72	100%	73	73	100%	75	75	100%	72	72	100%
Amerigroup	1,871	1,480	79%	1,874	1,485	79%	1,884	1,474	78%	1,849	1,435	78%
Blue Cross and Blue Shield of Texas	890	822	92%	933	863	92%	929	865	93%	938	871	93%
Community First Health Plans	236	236	100%	239	239	100%	243	243	100%	242	242	100%
Driscoll Health Plan	812	812	100%	812	812	100%	824	821	100%	825	822	100%
Superior HealthPlan	2,394	2,032	85%	2,429	2,217	91%	2,468	2,257	91%	2,520	2,295	91%
Texas Children's Health Plan	1,389	1,375	99%	1,415	1,403	99%	1,427	1,414	99%	1,409	1,395	99%
UnitedHealthcare Community Plan	2,333	2,169	93%	2,336	2,165	93%	2,339	2,093	89%	2,334	2,100	90.0%
STAR Kids Total	154,276	148,975	97%	154,808	149,496	97%	155,406	149,760	96%	154,965	148,807	96.0%
Ophthalmologist Total	4,187,388	4,032,292	96%	4,334,890	4,169,685	96%	4,463,912	4,298,809	96%	4,818,060	4,652,851	96.6%
Orthopedist Total												
STAR												
Metro	3,276,500	3,234,825	99%	3,402,639	3,357,585	99%	3,511,997	3,464,805	99%	3,614,606	3,569,606	99%
Aetna Better Health	102,041	101,265	99%	108,659	108,250	100%	114,532	114,343	100%	120,399	120,199	100%
Amerigroup	614,858	606,725	99%	637,211	628,696	99%	655,436	646,680	99%	673,245	664,627	99%
Blue Cross and Blue Shield of Texas	39,972	39,841	100%	41,876	41,748	100%	43,566	43,419	100%	44,801	44,646	100%
Community First Health Plans	132,636	132,365	100%	138,772	138,468	100%	143,818	143,492	100%	148,323	147,988	100%
Community Health Choice	314,525	314,144	100%	325,903	325,506	100%	335,825	335,492	100%	345,193	344,856	100%
Cook Children's Health Plan	137,122	132,333	97%	142,272	136,917	96%	146,432	141,343	97%	150,695	145,437	97%
Dell Children's Health Plan	31,989	31,932	100%	33,408	33,347	100%	34,695	34,632	100%	35,946	35,896	100%
Driscoll Health Plan	162,712	161,324	99%	168,532	167,123	99%	173,637	172,172	99%	178,443	176,935	99%
El Paso First	80,558	80,551	100%	83,820	83,805	100%	86,252	86,238	100%	88,472	88,457	100%
FirstCare	53,317	53,176	100%	55,980	55,831	100%	58,561	58,404	100%	60,435	60,290	100%
Molina Healthcare of Texas	104,484	103,065	99%	108,360	108,265	100%	112,009	108,849	97%	115,445	115,349	100%
Parkland	199,522	179,743	90%	206,675	186,048	90%	213,393	191,752	90%	220,150	197,669	89.8%
Right Care from Scott and White Health	39,280	39,183	100%	41,187	41,084	100%	42,724	42,616	100%	44,013	43,906	100%
Superior HealthPlan	650,143	647,325	100%	670,426	667,687	100%	689,729	686,687	100%	706,142	703,306	100%
Texas Children's Health Plan	437,793	437,352	100%	455,025	454,591	100%	469,139	468,680	100%	483,001	482,547	100%
UnitedHealthcare Community Plan	175,548	174,501	99%	184,533	180,219	98%	192,249	190,006	99%	199,903	197,498	99%
Micro	233,463	211,135	90%	243,117	220,011	90%	251,724	227,300	90%	259,746	236,671	91%
Aetna Better Health	1,718	1,669	97%	1,795	1,752	98%	1,853	1,806	97%	1,963	1,910	97%
Amerigroup	42,022	41,395	99%	43,770	43,060	98%	45,246	44,505	98%	46,357	45,596	98%
Blue Cross and Blue Shield of Texas	5,335	5,335	100%	5,588	5,588	100%	5,771	5,771	100%	5,999	5,999	100%
Community First Health Plans	2,648	2,646	100%	2,713								

Attachment H2
Specialist Network Access Analysis
SFY22 Q4 Report
(Blanks = No Data Available)

Program County Type MCO	Quarter 1			Quarter 2			Quarter 3			Quarter 4		
	Member Count	Members Within Distance Standard of Two Providers	% Within Distance Standard (90%)	Member Count	Members Within Distance Standard of Two Providers	% Within Distance Standard (90%)	Member Count	Members Within Distance Standard of Two Providers	% Within Distance Standard (90%)	Member Count	Members Within Distance Standard of Two Providers	% Within Distance Standard (90%)
Amerigroup	59,712	56,344	94%	61,370	57,908	94%	63,019	59,494	94%	63,246	59,612	94%
Blue Cross and Blue Shield of Texas	1,946	1,946	100%	1,978	1,978	100%	2,036	2,036	100%	2,081	2,081	100%
Community First Health Plans	6,312	6,312	100%	6,562	6,562	100%	6,852	6,852	100%	7,035	7,035	100%
Community Health Choice	10,010	9,865	99%	10,302	10,167	99%	10,585	10,452	99%	10,807	10,671	99%
Dell Children's Health Plan	844	844	100%	877	877	100%	914	914	100%	964	964	100%
Driscoll Health Plan	20,100	20,067	100%	20,518	20,474	100%	20,934	20,891	100%	21,256	21,211	100%
El Paso First	64	63	98%	66	64	97%	72	69	96%	69	66	96%
FirstCare	32,106	27,417	85%	33,359	28,634	86%	34,341	29,447	86%	35,445	30,330	86%
Molina Healthcare of Texas	3,751	3,653	97%	3,805	3,660	96%	3,885	3,721	96%	3,798	3,747	99%
Parkland	1,100	1,057	96%	1,242	1,196	96%	1,280	1,229	96%	981	956	97%
Right Care from Scott and White Health Plan	10,056	9,842	98%	10,657	10,429	98%	11,056	10,821	98%	11,311	10,958	97%
Superior HealthPlan	135,539	121,699	90%	140,702	126,987	90%	145,476	131,233	90%	149,347	138,543	93%
Texas Children's Health Plan	11,990	11,874	99%	12,437	12,313	99%	12,790	12,664	99%	13,214	13,077	99%
UnitedHealthcare Community Plan	8,047	7,674	95%	8,404	7,929	94%	8,772	8,364	95%	9,149	8,810	96%
STAR Total	3,813,022	3,726,099	98%	3,959,581	3,868,320	98%	4,087,333	3,991,892	98%	4,204,707	4,115,990	98%
STAR+PLUS												
Metro	184,020	180,085	98%	184,462	179,719	97%	185,102	180,038	97%	181,678	175,225	98%
Amerigroup	48,341	47,036	97%	48,434	47,148	97%	48,683	47,416	97%	49,895	47,343	97%
Cigna-HealthSpring	11,805	11,242	95%	11,516	10,974	95%						
Molina Healthcare of Texas	30,658	29,926	98%	30,624	30,531	100%	41,305	39,844	96%	94,812	94,452	100%
Superior HealthPlan	48,377	47,699	99%	48,549	47,898	99%	49,036	48,356	99%	95,557	94,389	99%
UnitedHealthcare Community Plan	44,839	44,182	99%	45,339	43,168	95%	46,078	44,422	96%	91,414	89,041	97%
Micro	15,502	14,234	92%	15,517	14,089	91%	15,571	13,627	88%	32,858	28,599	87%
Amerigroup	1,651	1,491	90%	1,671	1,501	90%	1,663	1,487	89%	3,606	3,287	91%
Cigna-HealthSpring	3,509	3,135	89%	3,455	2,762	80%						
Molina Healthcare of Texas	605	412	68%	584	520	89%	3,642	2,412	66%	8,576	7,342	86%
Superior HealthPlan	2,960	2,475	84%	2,950	2,489	84%	2,983	2,501	84%	7,022	5,194	74%
UnitedHealthcare Community Plan	6,777	6,721	99%	6,857	6,817	99%	7,283	7,227	99%	13,654	12,776	94%
Rural	20,568	18,776	91%	20,522	18,766	91%	20,500	18,661	91%	43,852	39,709	91%
Amerigroup	3,554	3,080	87%	3,527	3,058	87%	3,503	3,043	87%	8,805	7,588	86%
Cigna-HealthSpring	1,576	1,476	94%	1,537	1,473	96%						
Molina Healthcare of Texas	1,043	1,030	99%	1,036	1,007	97%	2,348	2,201	94%	5,212	5,073	97%
Superior HealthPlan	8,535	7,785	91%	8,487	7,752	91%	8,482	7,742	91%	17,237	15,561	90%
UnitedHealthcare Community Plan	5,860	5,405	92%	5,935	5,476	92%	6,167	5,675	92%	12,598	11,487	91%
STAR+PLUS Total	220,090	213,095	97%	220,501	212,574	96%	221,173	212,326	96%	458,388	443,533	97%
STAR Kids												
Metro	135,729	133,745	99%	136,104	132,944	98%	136,541	133,549	98%	136,111	133,160	98%
Aetna Better Health	11,678	11,596	99%	11,770	11,709	99%	11,831	11,779	100%	11,826	11,776	100%
Amerigroup	24,534	24,427	100%	24,537	24,427	100%	24,594	24,481	100%	24,391	24,283	100%
Blue Cross and Blue Shield of Texas	6,315	6,307	100%	6,358	6,353	100%	6,400	6,393	100%	6,378	6,370	100%
Community First Health Plans	7,026	7,020	100%	7,049	7,042	100%	7,046	7,037	100%	6,993	6,983	100%
Cook Children's Health Plan	9,110	8,870	97%	9,098	8,809	97%	9,106	8,835	97%	9,047	8,784	97%
Driscoll Health Plan	8,108	8,044	99%	8,122	8,056	99%	8,197	8,136	99%	8,178	8,118	99%
Superior HealthPlan	23,546	23,493	100%	23,717	23,674	100%	23,905	23,845	100%	23,859	23,794	100%
Texas Children's Health Plan	24,033	23,560	98%	24,127	23,652	98%	24,226	23,741	98%	24,303	23,834	98%
UnitedHealthcare Community Plan	21,379	20,428	96%	21,326	19,222	90%	21,236	19,302	91%	21,136	19,218	91%
Micro	8,540	7,687	90%	8,573	7,570	88%	8,676	7,672	88%	8,665	7,564	87%
Aetna Better Health	45	38	84%	45	40	89%	43	38	88%	38	33	87%
Amerigroup	280	280	100%	281	281	100%	279	279	100%	275	275	100%
Blue Cross and Blue Shield of Texas	662	662	100%	665	665	100%	683	683	100%	667	662	99%
Community First Health Plans	95	95	100%	97	97	100%	94	94	100%	96	96	100%
Cook Children's Health Plan	121	121	100%	115	115	100%	119	119	100%	116	116	100%
Driscoll Health Plan	492	396	80%	499	350	70%	507	362	71%	509	369	72%
Superior HealthPlan	1,539	1,084	70%	1,555	1,111	71%	1,592	1,137	71%	1,611	1,167	72%
Texas Children's Health Plan	2,474	2,314	94%	2,471	2,311	94%	2,512	2,363	94%	2,537	2,387	94%
UnitedHealthcare Community Plan	2,832	2,697	95%	2,845	2,600	91%	2,847	2,597	91%	2,816	2,459	87%
Rural	10,007	9,173	92%	10,131	9,269	91%	10,189	9,430	93%	10,189	9,450	93%
Aetna Better Health	72	72	100%	73	73	100%	75	75	100%	72	72	100%
Amerigroup	1,871	1,705	91%	1,874	1,707	91%	1,884	1,713	91%	1,849	1,677	91%
Blue Cross and Blue Shield of Texas	890	889	100%	933	933	100%	929	928	100%	938	937	100%
Community First Health Plans	236	236	100%	239	239	100%	243	243	100%	242	242	100%
Driscoll Health Plan	822	821	100%	832	831	100%	824	823	100%	825	824	100%
Superior HealthPlan	2,394	2,014	84%	2,429	2,051	84%	2,468	2,212	90%	2,520	2,256	89.5%
Texas Children's Health Plan	1,389	1,378	99%	1,415	1,404	99%	1,427	1,416	99%	1,409	1,399	99%
UnitedHealthcare Community Plan	2,333	2,058	88%	2,336	2,031	87%	2,339	2,020	86%	2,334	2,043	88%
STAR Kids Total	154,276	150,605	98%	154,808	149,783	97%	155,406	150,651	97%	154,965	150,174	97%
Orthopedist Total	4,187,388	4,089,799	98%	4,334,890	4,230,677	98%	4,463,912	4,354,869	98%	4,818,060	4,709,697	98%
Pediatric Sub-Specialty												
STAR												
Metro	2,667,033	2,663,578	100%	2,735,099	2,731,841	100%	2,787,944	2,784,229	100%	2,835,597	2,832,280	100%
Aetna Better Health	79,040	79,033	100%	82,924	82,916	100%	85,908	85,900	100%	88,773	88,761	100%
Amerigroup	504,407	502,982	100%	516,284	514,833	100%	524,395	522,956	100%	532,348	530,947	100%
Blue Cross and Blue Shield of Texas	31,545	31,530	100%	32,701	32,685	100%	33,588	33,572	100%	34,127	34,111	100%
Community First Health Plans	106,489	106,351	100%	110,070	109,934	100%	112,733	112,589	100%	114,814	114,702	100%
Community Health Choice	253,984	253,956	100%	260,098	260,071	100%	264,874	264,848	100%	269,141	269,115	100%
Cook Children's Health Plan	115,733	115,733	100%	118,916	118,916	100%	121,228	121,226	100%	123,858	123,856	100%
Dell Children's Health Plan	27,349	27,344	100%	28,291	28,288	100%	29,041	29,038	100%	29,778	29,775	100%
Driscoll Health Plan	132,105	132,098	100%	135,095	135,088	100%	137,664	137,656	100%	139,871	139,861	100%
El Paso First	64,558	64,558	100%	66,233	66,233	100%	67,265	67,265	100%	68,118	68,118	100%
FirstCare	42,204	42,086	100%	43,654	43,530	100%	44,997	44,872	100%	45,779	45,660	100%
Molina Healthcare of Texas	83,596	83,338	100%	85,486	85,407	100%	87,087	86,583	99%	88,541	88,457	100%
Parkland	164,328	164,289	100%	168,114	168,073	100%	171,313	171,275	100%	174,735	174,703	100%
Right Care from Scott and White Health Plan	30,873	30,850	100%	31,980	31,979	100%	32,736	32,735	100%	33,304	33,301	100%
Superior HealthPlan	521,098	519,758	100%	530,244	528,933	100%	538,755	537,405	100%	544,863	543,440	100%
Texas Children's Health Plan	376,195	376,143	100%	386,537	386,483	100%	394,071	394,3				

Attachment H2
Specialist Network Access Analysis
SFY22 Q4 Report
(Blanks = No Data Available)

Program County Type MCO	Quarter 1			Quarter 2			Quarter 3			Quarter 4		
	Member Count	Members Within Distance Standard of Two Providers	% Within Distance Standard (90%)	Member Count	Members Within Distance Standard of Two Providers	% Within Distance Standard (90%)	Member Count	Members Within Distance Standard of Two Providers	% Within Distance Standard (90%)	Member Count	Members Within Distance Standard of Two Providers	% Within Distance Standard (90%)
El Paso First	57	56	98%	57	56	98%	62	60	97%	58	57	98%
FirstCare	25,964	24,418	94%	26,682	24,826	93%	27,089	25,182	93%	27,589	25,665	93%
Molina Healthcare of Texas	2,956	2,956	100%	2,958	2,958	100%	2,997	2,997	100%	2,895	2,895	100%
Parkland	883	883	100%	995	995	100%	1,010	1,010	100%	756	756	100%
Right Care from Scott and White Health	7,978	7,978	100%	8,314	8,314	100%	8,499	8,499	100%	8,573	8,573	100%
Superior HealthPlan	108,068	104,748	97%	110,889	107,237	97%	113,302	109,532	97%	115,003	111,163	97%
Texas Children's Health Plan	10,112	10,112	100%	10,383	10,383	100%	10,550	10,550	100%	10,779	10,779	100%
UnitedHealthcare Community Plan	5,743	5,743	100%	5,892	5,892	100%	6,076	6,076	100%	6,269	6,269	100%
STAR Total	3,098,303	3,085,490	100%	3,177,579	3,163,982	100%	3,239,380	3,224,763	100%	3,293,352	3,281,324	100%
STAR Kids												
Metro	110,290	110,014	100%	110,057	109,788	100%	109,860	109,590	100%	109,104	108,828	100%
Aetna Better Health	9,207	9,204	100%	9,223	9,221	100%	9,248	9,247	100%	9,242	9,241	100%
Amerigroup	19,961	19,917	100%	19,874	19,834	100%	19,804	19,762	100%	19,528	19,488	100%
Blue Cross and Blue Shield of Texas	5,138	5,134	100%	5,148	5,145	100%	5,160	5,158	100%	5,098	5,097	100%
Community First Health Plans	5,688	5,684	100%	5,678	5,673	100%	5,679	5,674	100%	5,609	5,603	100%
Cook Children's Health Plan	7,522	7,520	100%	7,477	7,477	100%	7,439	7,432	100%	7,374	7,367	100%
Driscoll Health Plan	6,548	6,548	100%	6,492	6,492	100%	6,488	6,488	100%	6,438	6,438	100%
Superior HealthPlan	19,019	19,006	100%	19,077	19,064	100%	19,143	19,128	100%	19,048	19,029	100%
Texas Children's Health Plan	19,969	19,928	100%	19,963	19,927	100%	19,955	19,922	100%	19,946	19,906	100%
UnitedHealthcare Community Plan	17,238	17,073	99%	17,125	16,955	99%	16,944	16,779	99%	16,821	16,659	99%
Micro	6,899	6,826	99%	6,889	6,872	100%	6,957	6,943	100%	6,929	6,915	100%
Aetna Better Health	31	31	100%	32	32	100%	32	32	100%	27	27	100%
Amerigroup	218	200	92%	215	198	92%	211	197	93%	210	196	93%
Blue Cross and Blue Shield of Texas	532	532	100%	540	540	100%	557	557	100%	535	535	100%
Community First Health Plans	67	67	100%	66	66	100%	67	67	100%	68	68	100%
Cook Children's Health Plan	93	93	100%	87	87	100%	91	91	100%	87	87	100%
Driscoll Health Plan	382	382	100%	387	387	100%	395	395	100%	395	395	100%
Superior HealthPlan	1,239	1,239	100%	1,242	1,242	100%	1,278	1,278	100%	1,303	1,303	100%
Texas Children's Health Plan	2,087	2,032	97%	2,091	2,091	100%	2,118	2,118	100%	2,129	2,129	100%
UnitedHealthcare Community Plan	2,250	2,250	100%	2,229	2,229	100%	2,208	2,208	100%	2,175	2,175	100%
Rural	8,072	7,934	98%	8,159	8,014	98%	8,187	8,034	98%	8,142	7,926	97%
Aetna Better Health	54	54	100%	56	56	100%	58	58	100%	54	54	100%
Amerigroup	1,506	1,430	95%	1,523	1,442	95%	1,510	1,420	94%	1,469	1,378	94%
Blue Cross and Blue Shield of Texas	733	733	100%	768	768	100%	770	769	100%	782	781	100%
Community First Health Plans	195	195	100%	201	201	100%	197	197	100%	191	191	100%
Driscoll Health Plan	658	658	100%	665	665	100%	665	665	100%	665	665	100%
Superior HealthPlan	1,915	1,853	97%	1,939	1,875	97%	1,967	1,905	97%	1,986	1,862	94%
Texas Children's Health Plan	1,168	1,168	100%	1,186	1,186	100%	1,193	1,193	100%	1,184	1,184	100%
UnitedHealthcare Community Plan	1,843	1,843	100%	1,821	1,821	100%	1,827	1,827	100%	1,811	1,811	100%
STAR Kids Total	125,261	124,774	100%	125,105	124,674	100%	125,004	124,567	100%	124,175	123,669	100%
Pediatric Sub-specialty Total	3,223,564	3,210,264	100%	3,302,684	3,288,656	99.6%	3,364,384	3,349,330	100%	3,417,527	3,404,993	100%
Prenatal												
STAR												
Metro	652,246	647,464	99%	701,417	696,613	99%	747,855	742,627	99%	792,465	787,043	99%
Aetna Better Health	22,927	22,729	99%	25,358	25,218	99%	27,854	27,709	99%	30,474	30,322	100%
Amerigroup	119,817	118,995	99%	128,521	127,723	99%	136,749	135,816	99%	144,533	143,576	99%
Blue Cross and Blue Shield of Texas	8,564	8,542	100%	9,200	9,176	100%	9,843	9,818	100%	10,344	10,319	100%
Community First Health Plans	27,802	27,761	98%	29,910	29,335	98%	31,795	31,069	98%	33,684	33,074	98%
Community Health Choice	63,744	63,571	100%	68,294	68,153	100%	72,626	72,475	100%	76,870	76,687	100%
Cook Children's Health Plan	24,191	23,888	99%	25,838	25,531	99%	27,447	27,100	99%	28,824	28,474	99%
Dell Children's Health Plan	5,008	4,951	99%	5,416	5,349	99%	5,848	5,752	98%	6,244	6,166	99%
Driscoll Health Plan	32,994	32,934	100%	35,429	35,370	100%	37,516	37,449	100%	39,715	39,637	100%
El Paso First	17,210	17,210	100%	18,471	18,471	100%	19,592	19,592	100%	20,623	20,623	100%
FirstCare	11,837	11,769	99%	12,958	12,844	99%	14,060	13,931	99%	14,941	14,812	99%
Molina Healthcare of Texas	21,479	21,395	100%	22,949	22,897	100%	24,474	24,403	100%	25,995	25,922	100%
Parkland	39,079	38,769	98%	42,052	41,144	98%	44,975	44,168	98%	47,881	47,028	98%
Right Care from Scott and White Health	8,669	8,529	98%	9,428	9,281	98%	10,106	9,949	98%	10,704	10,541	98%
Superior HealthPlan	136,776	135,564	99%	146,099	144,878	99%	154,970	153,614	99%	163,218	161,698	99%
Texas Children's Health Plan	71,436	71,224	100%	77,361	77,189	100%	82,749	82,618	100%	88,057	87,909	100%
UnitedHealthcare Community Plan	40,713	40,633	100%	44,133	44,054	100%	47,251	47,164	100%	50,358	50,255	100%
Micro	47,630	47,598	100%	51,262	51,228	100%	54,759	54,725	100%	57,968	57,940	100%
Aetna Better Health	405	405	100%	436	436	100%	463	463	100%	514	514	100%
Amerigroup	8,426	8,422	100%	9,030	9,025	100%	9,675	9,667	100%	10,164	10,161	100%
Blue Cross and Blue Shield of Texas	1,057	1,057	100%	1,140	1,140	100%	1,210	1,210	100%	1,291	1,291	100%
Community First Health Plans	540	535	99%	560	555	99%	586	586	100%	610	610	100%
Community Health Choice	2,090	2,089	100%	2,258	2,257	100%	2,434	2,433	100%	2,600	2,599	100%
Cook Children's Health Plan	668	668	100%	715	715	100%	759	759	100%	798	798	100%
Dell Children's Health Plan	466	466	100%	511	511	100%	553	553	100%	615	615	100%
Driscoll Health Plan	3,241	3,239	100%	3,535	3,532	100%	3,775	3,770	100%	4,030	4,026	100%
FirstCare	809	809	100%	901	901	100%	964	964	100%	1,038	1,038	100%
Molina Healthcare of Texas	735	735	100%	762	761	100%	826	825	100%	875	874	100%
Right Care from Scott and White Health	1,004	1,004	100%	1,089	1,089	100%	1,172	1,172	100%	1,237	1,237	100%
Superior HealthPlan	22,704	22,691	100%	24,401	24,388	100%	25,950	25,937	100%	27,335	27,321	100%
Texas Children's Health Plan	2,515	2,510	100%	2,726	2,722	100%	3,017	3,014	100%	3,281	3,279	100%
UnitedHealthcare Community Plan	2,970	2,968	100%	3,198	3,196	100%	3,375	3,372	100%	3,580	3,577	100%
Rural	63,445	63,297	100%	67,726	67,584	100%	72,087	71,932	100%	75,720	75,396	100%
Aetna Better Health	302	302	100%	333	333	100%	363	363	100%	385	385	100%
Amerigroup	12,027	12,015	100%	12,738	12,724	100%	13,579	13,563	100%	14,041	14,029	100%
Blue Cross and Blue Shield of Texas	405	405	100%	422	422	100%	447	447	100%	463	463	100%
Community First Health Plans	1,372	1,371	100%	1,447	1,446	100%	1,557	1,556	100%	1,630	1,629	100%
Community Health Choice	2,082	2,082	100%	2,200	2,200	100%	2,314	2,314	100%	2,445	2,445	100%
Dell Children's Health Plan	148	147	99%	167	166	99%	173	172	99%	197	196	99%
Driscoll Health Plan	4,093	4,093	100%	4,324	4,324	100%	4,560	4,560	100%	4,763	4,763	100%
El Paso First	12	11	92%	13	11	85%	14	12	86%	12	11	92%
FirstCare	6,626	6,593	100%	7,039	7,002	99%	7,506	7,466				

Attachment H2
Specialist Network Access Analysis
SFY22 Q4 Report
(Blanks = No Data Available)

Program County Type MCO	Quarter 1			Quarter 2			Quarter 3			Quarter 4		
	Member Count	Members Within Distance Standard of Two Providers	% Within Distance Standard (90%)	Member Count	Members Within Distance Standard of Two Providers	% Within Distance Standard (90%)	Member Count	Members Within Distance Standard of Two Providers	% Within Distance Standard (90%)	Member Count	Members Within Distance Standard of Two Providers	% Within Distance Standard (90%)
Molina Healthcare of Texas	182	182	100%	177	177	100%	397	397	100%	570	569	100%
Superior HealthPlan	1,646	1,645	100%	1,647	1,646	100%	1,651	1,650	100%	2,213	2,197	99%
UnitedHealthcare Community Plan	1,072	1,072	100%	1,102	1,102	100%	1,138	1,138	100%	1,656	1,656	100%
STAR+PLUS Total	45,124	44,843	99%	45,551	45,322	99%	45,892	45,681	100%	60,346	60,055	100%
STAR Kids												
Metro	18,365	18,269	99%	18,555	18,474	100%	18,741	18,648	100%	18,884	18,802	100%
Aetna Better Health	1,684	1,677	100%	1,733	1,729	100%	1,771	1,767	100%	1,794	1,790	100%
Amerigroup	3,387	3,378	100%	3,401	3,394	100%	3,407	3,395	100%	3,397	3,392	100%
Blue Cross and Blue Shield of Texas	844	832	99%	852	841	99%	867	852	98%	869	855	98%
Community First Health Plans	974	954	98%	996	981	98%	1,006	983	98%	1,006	992	99%
Cook Children's Health Plan	1,204	1,195	99%	1,219	1,207	99%	1,229	1,222	99%	1,227	1,219	99%
Driscoll Health Plan	1,119	1,117	100%	1,130	1,129	100%	1,140	1,138	100%	1,140	1,137	100%
Superior HealthPlan	3,323	3,307	100%	3,352	3,341	100%	3,401	3,390	100%	3,455	3,443	100%
Texas Children's Health Plan	2,984	2,973	100%	3,013	3,002	100%	3,058	3,046	100%	3,102	3,091	100%
UnitedHealthcare Community Plan	2,846	2,836	100%	2,859	2,850	100%	2,862	2,855	100%	2,894	2,883	100%
Mico	1,154	1,151	100%	1,208	1,204	100%	1,237	1,237	100%	1,246	1,246	100%
Aetna Better Health	7	7	100%	6	6	100%	6	6	100%	5	5	100%
Amerigroup	45	45	100%	46	46	100%	48	48	100%	51	51	100%
Blue Cross and Blue Shield of Texas	94	94	100%	100	100	100%	103	103	100%	98	98	100%
Community First Health Plans	18	15	83%	20	16	80%	18	18	100%	18	18	100%
Cook Children's Health Plan	21	21	100%	21	21	100%	22	22	100%	24	24	100%
Driscoll Health Plan	73	73	100%	72	72	100%	73	73	100%	81	81	100%
Superior HealthPlan	219	219	100%	223	223	100%	225	225	100%	225	225	100%
Texas Children's Health Plan	276	276	100%	295	295	100%	307	307	100%	313	313	100%
UnitedHealthcare Community Plan	401	401	100%	425	425	100%	435	435	100%	431	431	100%
Rural	1,349	1,345	100%	1,370	1,366	100%	1,375	1,371	100%	1,368	1,362	100%
Aetna Better Health	12	12	100%	11	11	100%	11	11	100%	11	11	100%
Amerigroup	257	257	100%	252	252	100%	260	260	100%	252	252	100%
Blue Cross and Blue Shield of Texas	116	116	100%	122	122	100%	115	115	100%	110	110	100%
Community First Health Plans	29	29	100%	26	26	100%	24	24	100%	25	25	100%
Driscoll Health Plan	99	99	100%	101	101	100%	104	104	100%	104	104	100%
Superior HealthPlan	326	322	99%	338	334	99%	338	334	99%	337	331	98%
Texas Children's Health Plan	171	171	100%	182	182	100%	179	179	100%	178	178	100%
UnitedHealthcare Community Plan	339	339	100%	338	338	100%	344	344	100%	351	351	100%
STAR Kids Total	20,868	20,765	100%	21,133	21,044	100%	21,353	21,256	100%	21,498	21,410	100%
Prenatal Total	829,313	823,967	99%	887,089	881,791	99%	941,946	936,221	99%	1,007,997	1,001,844	99%
Psychiatrist												
STAR												
Metro	3,276,500	3,015,911	92%	3,402,639	3,132,310	92%	3,511,997	3,448,636	98%	3,614,606	3,537,733	98%
Aetna Better Health	102,041	101,900	100%	108,659	108,524	100%	114,532	114,378	100%	120,399	120,299	100%
Amerigroup	614,858	614,213	100%	637,211	636,532	100%	655,436	655,011	100%	673,245	672,805	100%
Blue Cross and Blue Shield of Texas	39,972	39,971	100%	41,876	41,875	100%	43,566	43,566	100%	44,801	44,801	100%
Community First Health Plans	132,636	132,636	100%	138,772	138,772	100%	143,818	143,818	100%	148,323	148,323	100%
Community Health Choice	314,525	313,244	100%	325,903	324,586	100%	335,825	334,490	100%	345,193	343,864	100%
Cook Children's Health Plan	137,122	136,400	99%	142,272	141,544	99%	146,432	145,695	99%	150,695	149,484	99%
Dell Children's Health Plan	31,989	31,988	100%	33,408	33,407	100%	34,695	34,695	100%	35,946	35,946	100%
Driscoll Health Plan	162,712	137,889	85%	168,532	142,757	85%	173,637	147,074	85%	178,443	150,929	85%
El Paso First	80,558	80,555	100%	83,820	83,809	100%	86,252	86,238	100%	88,472	88,472	100%
FirstCare	53,317	53,317	100%	55,980	55,980	100%	58,561	58,561	100%	60,435	60,435	100%
Molina Healthcare of Texas	104,484	104,255	100%	108,360	108,240	100%	112,009	111,296	99%	115,445	115,443	100%
Parkland	199,522	0	0%	206,675	0	0%	213,393	213,393	100%	220,150	220,150	100%
Right Care from Scott and White Health	39,280	39,280	100%	41,187	41,187	100%	42,724	42,724	100%	44,013	44,013	100%
Superior HealthPlan	650,143	618,454	95%	670,426	637,990	95%	689,729	656,635	95%	706,142	660,199	93%
Texas Children's Health Plan	437,793	436,560	100%	455,025	453,751	100%	469,139	469,139	100%	483,001	483,001	100%
UnitedHealthcare Community Plan	175,548	175,249	100%	184,533	183,356	99%	192,249	191,923	100%	199,903	199,569	99%
Mico	233,463	201,941	86%	243,117	213,289	88%	251,724	225,548	90%	259,746	221,012	85.1%
Aetna Better Health	1,718	1,718	100%	1,795	1,795	100%	1,853	1,853	100%	1,963	1,963	100%
Amerigroup	42,022	40,452	96%	43,770	43,439	99%	45,246	44,906	99%	46,357	46,022	99%
Blue Cross and Blue Shield of Texas	5,335	5,335	100%	5,588	5,588	100%	5,771	5,771	100%	5,999	5,999	100%
Community First Health Plans	2,648	2,648	100%	2,713	2,713	100%	2,811	2,811	100%	2,872	2,872	100%
Community Health Choice	10,534	10,531	100%	11,073	11,070	100%	11,740	11,737	100%	12,209	12,206	100%
Cook Children's Health Plan	3,880	3,880	100%	4,015	3,723	93%	4,205	3,897	93%	4,306	4,006	93%
Dell Children's Health Plan	3,250	3,250	100%	3,427	3,427	100%	3,577	3,577	100%	3,792	3,792	100%
Driscoll Health Plan	16,227	12,327	76%	16,882	12,861	76%	17,374	13,224	76%	17,947	13,737	77%
FirstCare	3,604	3,604	100%	3,839	3,839	100%	3,944	3,944	100%	4,170	4,170	100%
Molina Healthcare of Texas	3,437	2,001	58%	3,528	2,070	59%	3,652	2,092	57%	3,753	2,223	59%
Right Care from Scott and White Health	4,479	4,479	100%	4,727	4,727	100%	4,904	4,904	100%	5,108	5,108	100%
Superior HealthPlan	107,989	85,519	79%	112,112	90,468	81%	115,483	97,770	85%	118,696	88,455	75%
Texas Children's Health Plan	15,414	15,412	100%	16,140	16,138	100%	17,148	17,146	100%	18,056	18,054	100%
UnitedHealthcare Community Plan	12,926	10,785	83%	13,508	11,431	85%	14,016	11,916	85%	14,518	12,405	85%
Rural	303,059	260,674	86%	313,825	273,497	87%	323,612	282,945	87%	330,355	283,802	86%
Aetna Better Health	1,482	1,482	100%	1,546	1,546	100%	1,600	1,600	100%	1,652	1,652	100%
Amerigroup	59,712	56,893	95%	61,370	58,450	95%	63,019	60,045	95%	63,246	60,134	95%
Blue Cross and Blue Shield of Texas	1,946	1,912	98%	1,978	1,944	98%	2,036	2,009	99%	2,081	2,056	99%
Community First Health Plans	6,312	6,312	100%	6,562	6,562	100%	6,852	6,852	100%	7,035	7,035	100%
Community Health Choice	10,010	9,755	97%	10,302	10,053	98%	10,585	10,345	98%	10,807	10,694	99%
Dell Children's Health Plan	844	792	94%	877	824	94%	914	855	94%	964	905	94%
Driscoll Health Plan	20,100	18,568	92%	20,518	18,782	92%	20,934	19,122	91%	21,256	19,411	91%
El Paso First	64	62	97%	66	64	97%	72	68	94%	69	66	96%
FirstCare	32,106	26,130	81%	33,359	27,106	81%	34,341	27,753	81%	35,445	28,851	81%
Molina Healthcare of Texas	3,751	3,711	99%	3,805	3,767	99%	3,885	3,784	97%	3,798	3,759	99%
Parkland	1,100	0	0%	1,242	0	0%	1,280	1,280	100%	981	981	100%
Right Care from Scott and White Health	10,056	9,933	99%	10,657	10,523	99%	11,056	10,926	99%	11,311	11,182	99%
Superior HealthPlan	135,539	105,230	78%	140,702	113,178	80%	145,476	116,869	80%	149,347	114,853	77%
Texas Children's Health Plan	11,990	11,906	99%	12,437	12,353	99%	12,790	12,726	99%	13,214	13,140	99%
UnitedHealthcare Community Plan	8,047	7,988	99%	8,404	8,345	99%	8,772	8,711	99%	9,149	9,083	99%
STAR Total	3,813,022	3,478,526	91%	3,959,581	3,619,096	91%	4,087,333	3,957,129	97%	4,204,707	4,042,547	96%
STAR+PLUS												
Metro	184,020	180,082	98%	184,462	180,415	98%	185,102	181,527	98%	181,678	179,930	98%
Amerigroup	48,341	48,226	100%	48,434	48,321	100%	48,683	48,635	100%	49,895	49,808	100%
Cigna-HealthSpring	11,805	10,740	91%	11,516	10,500	91%						
Molina Healthcare of Texas	30,658	30,587	100%	30,624	30,598	100%	41,305	40,589	98%	94,812	94,760	10

Attachment H2
Specialist Network Access Analysis
SFY22 Q4 Report
(Blanks = No Data Available)

Program County Type MCO	Quarter 1			Quarter 2			Quarter 3			Quarter 4		
	Member Count	Members Within Distance Standard of Two Providers	% Within Distance Standard (90%)	Member Count	Members Within Distance Standard of Two Providers	% Within Distance Standard (90%)	Member Count	Members Within Distance Standard of Two Providers	% Within Distance Standard (90%)	Member Count	Members Within Distance Standard of Two Providers	% Within Distance Standard (90%)
Aetna Better Health	11,678	11,664	100%	11,770	11,758	100%	11,831	11,818	100%	11,826	11,815	100%
Amerigroup	24,534	24,497	100%	24,537	24,497	100%	24,594	24,569	100%	24,391	24,368	100%
Blue Cross and Blue Shield of Texas	6,315	3,203	51%	6,358	3,235	51%	6,400	3,289	51%	6,378	3,274	51%
Community First Health Plans	7,026	6,994	100%	7,049	7,018	100%	7,046	7,026	100%	6,993	6,975	100%
Cook Children's Health Plan	9,110	9,089	100%	9,098	9,076	100%	9,106	9,085	100%	9,047	9,008	100%
Driscoll Health Plan	8,108	6,912	85%	8,122	6,915	85%	8,197	6,974	85%	8,178	6,948	85%
Superior HealthPlan	23,546	21,876	93%	23,717	22,042	93%	23,905	22,255	93%	23,859	22,165	93%
Texas Children's Health Plan	24,033	23,933	100%	24,127	24,026	100%	24,226	24,129	100%	24,303	24,205	100%
UnitedHealthcare Community Plan	21,379	21,335	100%	21,326	21,235	100%	21,236	21,197	100%	21,136	21,101	100%
Micro	8,540	7,337	86%	8,573	7,339	86%	8,676	7,566	87%	8,665	7,409	86%
Aetna Better Health	45	45	100%	45	45	100%	43	43	100%	38	38	100%
Amerigroup	280	280	100%	281	281	100%	279	279	100%	275	275	100%
Blue Cross and Blue Shield of Texas	662	348	53%	665	352	53%	683	368	54%	667	356	53%
Community First Health Plans	95	95	100%	97	97	100%	94	94	100%	96	96	100%
Cook Children's Health Plan	121	121	100%	115	108	94%	119	112	94%	116	109	94%
Driscoll Health Plan	492	416	85%	499	419	84%	507	431	85%	509	433	85%
Superior HealthPlan	1,539	1,040	68%	1,555	1,044	67%	1,592	1,199	75%	1,611	1,071	66%
Texas Children's Health Plan	2,474	2,281	92%	2,471	2,263	92%	2,512	2,302	92%	2,537	2,322	92%
UnitedHealthcare Community Plan	2,832	2,711	96%	2,845	2,730	96%	2,847	2,738	96%	2,816	2,709	96%
Rural	10,007	8,493	85%	10,131	8,733	86%	10,189	8,711	85%	10,189	8,761	86%
Aetna Better Health	72	72	100%	73	73	100%	75	75	100%	72	72	100%
Amerigroup	1,871	1,700	91%	1,874	1,701	91%	1,884	1,707	91%	1,849	1,670	90%
Blue Cross and Blue Shield of Texas	890	639	72%	933	667	71%	929	660	71%	938	671	72%
Community First Health Plans	236	236	100%	239	239	100%	243	243	100%	242	242	100%
Driscoll Health Plan	822	758	92%	832	764	92%	824	757	92%	825	755	92%
Superior HealthPlan	2,394	1,644	69%	2,429	1,660	68%	2,468	1,703	69%	2,520	1,713	68%
Texas Children's Health Plan	1,389	1,362	98%	1,415	1,388	98%	1,427	1,410	99%	1,409	1,394	99%
UnitedHealthcare Community Plan	2,333	2,082	89%	2,336	2,241	96%	2,339	2,156	92%	2,334	2,244	96%
STAR Kids Total	154,276	145,333	94%	154,808	145,874	94%	155,406	146,619	94%	154,965	146,029	94%
Psychiatrist Total	4,187,388	3,835,798	92%	4,334,890	3,977,614	92%	4,463,912	4,317,940	97%	4,818,060	4,630,227	96%
Therapies - Occupational, Physical, or Speech Therapy												
STAR												
Metro	3,276,500	3,274,315	100%	3,402,639	3,399,300	100%	3,511,997	3,510,605	100%	3,614,606	3,609,511	100%
Aetna Better Health	102,041	102,041	100%	108,659	108,659	100%	114,532	114,532	100%	120,399	120,399	100%
Amerigroup	614,858	614,827	100%	637,211	637,172	100%	655,436	655,382	100%	673,245	672,926	100%
Blue Cross and Blue Shield of Texas	39,972	39,972	100%	41,876	41,876	100%	43,566	43,566	100%	44,801	44,801	100%
Community First Health Plans	132,636	132,636	100%	138,772	138,772	100%	143,818	143,818	100%	148,323	148,323	100%
Community Health Choice	314,525	314,525	100%	325,903	325,903	100%	335,825	335,825	100%	345,193	345,193	100%
Cook Children's Health Plan	137,122	137,095	100%	142,272	142,250	100%	146,432	146,432	100%	150,695	150,695	100%
Dell Children's Health Plan	31,989	31,989	100%	33,408	33,408	100%	34,695	34,695	100%	35,946	35,946	100%
Driscoll Health Plan	162,712	162,710	100%	168,532	168,530	100%	173,637	173,635	100%	178,443	178,439	100%
El Paso First	80,558	80,558	100%	83,820	83,820	100%	86,252	86,252	100%	88,472	88,472	100%
FirstCare	53,317	53,317	100%	55,980	55,980	100%	58,561	58,561	100%	60,435	60,435	100%
Molina Healthcare of Texas	104,484	104,482	100%	108,360	108,358	100%	112,009	112,007	100%	115,445	115,443	100%
Parkland	199,522	197,542	99%	206,675	203,512	98%	213,393	212,065	99%	220,150	215,398	98%
Right Care from Scott and White Health Plan	39,280	39,280	100%	41,187	41,187	100%	42,724	42,724	100%	44,013	44,013	100%
Superior HealthPlan	650,143	650,000	100%	670,426	670,315	100%	689,729	689,723	100%	706,142	706,124	100%
Texas Children's Health Plan	437,793	437,793	100%	455,025	455,025	100%	469,139	469,139	100%	483,001	483,001	100%
UnitedHealthcare Community Plan	175,548	175,548	100%	184,533	184,533	100%	192,249	192,249	100%	199,903	199,903	100%
Micro	233,463	233,461	100%	243,117	243,105	100%	251,724	251,722	100%	259,746	259,745	100%
Aetna Better Health	1,718	1,718	100%	1,795	1,795	100%	1,853	1,853	100%	1,963	1,963	100%
Amerigroup	42,022	42,022	100%	43,770	43,770	100%	45,246	45,246	100%	46,357	46,357	100%
Blue Cross and Blue Shield of Texas	5,335	5,335	100%	5,588	5,588	100%	5,771	5,771	100%	5,999	5,999	100%
Community First Health Plans	2,648	2,648	100%	2,713	2,713	100%	2,811	2,811	100%	2,872	2,872	100%
Community Health Choice	10,534	10,534	100%	11,073	11,073	100%	11,740	11,740	100%	12,209	12,209	100%
Cook Children's Health Plan	3,880	3,880	100%	4,015	4,015	100%	4,205	4,205	100%	4,306	4,306	100%
Dell Children's Health Plan	3,250	3,250	100%	3,427	3,427	100%	3,577	3,577	100%	3,792	3,792	100%
Driscoll Health Plan	16,227	16,227	100%	16,882	16,882	100%	17,374	17,374	100%	17,947	17,947	100%
FirstCare	3,604	3,602	100%	3,839	3,827	100%	3,944	3,942	100%	4,170	4,169	100%
Molina Healthcare of Texas	3,437	3,437	100%	3,528	3,528	100%	3,652	3,652	100%	3,753	3,753	100%
Right Care from Scott and White Health Plan	4,479	4,479	100%	4,727	4,727	100%	4,904	4,904	100%	5,108	5,108	100%
Superior HealthPlan	107,989	107,989	100%	112,112	112,112	100%	115,483	115,483	100%	118,696	118,696	100%
Texas Children's Health Plan	15,414	15,414	100%	16,140	16,140	100%	17,148	17,148	100%	18,056	18,056	100%
UnitedHealthcare Community Plan	12,926	12,926	100%	13,508	13,508	100%	14,016	14,016	100%	14,518	14,518	100%
Rural	303,059	291,665	96%	313,825	302,431	96%	323,612	312,175	96%	330,355	317,185	96%
Aetna Better Health	1,482	1,482	100%	1,546	1,546	100%	1,600	1,600	100%	1,652	1,652	100%
Amerigroup	59,712	57,305	96%	61,370	58,885	96%	63,019	60,767	96%	63,246	60,917	96%
Blue Cross and Blue Shield of Texas	1,946	1,946	100%	1,978	1,978	100%	2,036	2,036	100%	2,081	2,081	100%
Community First Health Plans	6,312	6,312	100%	6,562	6,562	100%	6,852	6,852	100%	7,035	7,035	100%
Community Health Choice	10,010	10,010	100%	10,302	10,302	100%	10,585	10,585	100%	10,807	10,807	100%
Dell Children's Health Plan	844	844	100%	877	877	100%	914	914	100%	964	964	100%
Driscoll Health Plan	20,100	20,099	100%	20,518	20,517	100%	20,934	20,933	100%	21,256	21,256	100%
El Paso First	64	63	98%	66	64	97%	72	69	96%	69	66	96%
FirstCare	32,106	29,140	91%	33,359	30,651	92%	34,341	31,521	92%	35,445	30,566	86%
Molina Healthcare of Texas	3,751	3,733	100%	3,805	3,787	100%	3,885	3,866	100%	3,798	3,781	100%
Parkland	1,100	1,100	100%	1,242	1,242	100%	1,280	1,280	100%	981	961	98%
Right Care from Scott and White Health Plan	10,056	10,056	100%	10,657	10,657	100%	11,056	11,056	100%	11,311	11,311	100%
Superior HealthPlan	135,539	129,620	96%	140,702	134,613	96%	145,476	139,219	96%	149,347	143,550	96%
Texas Children's Health Plan	11,990	11,990	100%	12,437	12,437	100%	12,790	12,790	100%	13,214	13,214	100%
UnitedHealthcare Community Plan	8,047	7,965	99%	8,404	8,313	99%	8,772	8,687	99%	9,149	9,024	99%
STAR Total	3,813,022	3,799,441	100%	3,959,581	3,944,836	100%	4,087,333	4,074,502	100%	4,204,707	4,186,441	100%
STAR+PLUS												
Metro	184,020	183,703	100%	184								

Attachment H2
Specialist Network Access Analysis
SFY22 Q4 Report
(Blanks = No Data Available)

Program County Type MCO	Quarter 1			Quarter 2			Quarter 3			Quarter 4		
	Member Count	Members Within Distance Standard of Two Providers	% Within Distance Standard (90%)	Member Count	Members Within Distance Standard of Two Providers	% Within Distance Standard (90%)	Member Count	Members Within Distance Standard of Two Providers	% Within Distance Standard (90%)	Member Count	Members Within Distance Standard of Two Providers	% Within Distance Standard (90%)
Superior HealthPlan	23,546	23,546	100%	23,717	23,717	100%	23,905	23,905	100%	23,859	23,859	100%
Texas Children's Health Plan	24,033	24,027	100%	24,127	24,122	100%	24,226	24,219	100%	24,303	24,296	100%
UnitedHealthcare Community Plan	21,379	21,378	100%	21,326	21,324	100%	21,236	21,234	100%	21,136	21,134	100%
Micro	8,540	8,540	100%	8,573	8,573	100%	8,676	8,676	100%	8,665	8,665	100%
Aetna Better Health	45	45	100%	45	45	100%	43	43	100%	38	38	100%
Amerigroup	280	280	100%	281	281	100%	279	279	100%	275	275	100%
Blue Cross and Blue Shield of Texas	662	662	100%	665	665	100%	683	683	100%	667	667	100%
Community First Health Plans	95	95	100%	97	97	100%	94	94	100%	96	96	100%
Cook Children's Health Plan	121	121	100%	115	115	100%	119	119	100%	116	116	100%
Driscoll Health Plan	492	492	100%	499	499	100%	507	507	100%	509	509	100%
Superior HealthPlan	1,539	1,539	100%	1,555	1,555	100%	1,592	1,592	100%	1,611	1,611	100%
Texas Children's Health Plan	2,474	2,474	100%	2,471	2,471	100%	2,512	2,512	100%	2,537	2,537	100%
UnitedHealthcare Community Plan	2,832	2,832	100%	2,845	2,845	100%	2,847	2,847	100%	2,816	2,816	100%
Rural	10,007	9,773	98%	10,131	9,899	98%	10,189	9,913	97%	10,189	9,909	97%
Aetna Better Health	72	72		73	73		75	75	100%	72	72	100%
Amerigroup	1,871	1,750	94%	1,874	1,753	94%	1,884	1,756	93%	1,849	1,721	93%
Blue Cross and Blue Shield of Texas	890	890	100%	933	933	100%	929	929	100%	938	938	100%
Community First Health Plans	236	236	100%	239	236	100%	243	243	100%	242	242	100%
Driscoll Health Plan	822	822	100%	832	832	100%	824	824	100%	825	825	100%
Superior HealthPlan	2,394	2,297	96%	2,429	2,334	96%	2,468	2,375	96%	2,520	2,423	96%
Texas Children's Health Plan	1,389	1,385	100%	1,415	1,411	100%	1,427	1,422	100%	1,409	1,404	100%
UnitedHealthcare Community Plan	2,333	2,321	99%	2,336	2,324	99%	2,339	2,289	98%	2,334	2,284	98%
STAR Kids Total	154,276	154,033	100%	154,808	154,568	100%	155,406	155,121	100%	154,965	154,676	100%
Therapies - OT PT ST Total	4,187,388	4,172,595		4,334,890	4,319,285	100%	4,463,912	4,449,968	100%	4,818,060	4,797,609	100%
Urologist												
STAR												
Metro	3,276,500	3,186,032	97%	3,402,639	3,302,231	97%	3,511,997	3,409,339	97%	3,614,606	3,507,058	97%
Aetna Better Health	102,041	101,750	100%	108,659	108,194	100%	114,532	114,407	100%	120,399	120,297	100%
Amerigroup	614,858	597,259	97%	637,211	611,407	96%	655,436	629,181	96%	673,245	649,161	96%
Blue Cross and Blue Shield of Texas	39,972	39,964	100%	41,876	41,868	100%	43,566	43,559	100%	44,801	44,794	100%
Community First Health Plans	132,636	132,636	100%	138,772	138,772	100%	143,818	143,818	100%	148,323	148,323	100%
Community Health Choice	314,525	295,647	94%	325,903	306,446	94%	335,825	315,900	94%	345,193	324,827	94%
Cook Children's Health Plan	137,122	134,032	98%	142,272	139,075	98%	146,432	143,121	98%	150,695	147,304	98%
Dell Children's Health Plan	31,989	31,891	100%	33,408	33,341	100%	34,695	34,629	100%	35,946	35,874	100%
Driscoll Health Plan	162,712	162,653	100%	168,532	168,476	100%	173,637	173,580	100%	178,443	178,384	100%
El Paso First	80,558	80,558	100%	83,820	83,820	100%	86,252	86,252	100%	88,472	88,472	100%
FirstCare	53,317	53,317	100%	55,980	55,980	100%	58,561	58,561	100%	60,435	55,871	92%
Molina Healthcare of Texas	104,484	101,557	97%	108,360	106,052	98%	112,009	109,585	98%	115,445	112,909	98%
Parkland	199,522	187,297	94%	206,675	194,071	94%	213,393	200,260	94%	220,150	206,325	94%
Right Care from Scott and White Health Plan	39,280	39,231	100%	41,187	41,137	100%	42,724	42,679	100%	44,013	43,959	100%
Superior HealthPlan	650,143	649,449	100%	670,426	669,759	100%	689,729	689,027	100%	706,142	705,410	100%
Texas Children's Health Plan	437,793	416,734	95%	455,025	433,399	95%	469,139	446,953	95%	483,001	460,205	95%
UnitedHealthcare Community Plan	175,548	162,057	92%	184,533	170,434	92%	192,249	177,827	92%	199,903	184,943	93%
Micro	233,463	211,075	90%	243,117	219,876	90%	251,724	230,285	91%	259,746	235,535	91%
Aetna Better Health	1,718	1,718	100%	1,795	1,795	100%	1,853	1,853	100%	1,963	1,963	100%
Amerigroup	42,022	41,956	100%	43,770	43,701	100%	45,246	45,151	100%	46,357	44,067	95%
Blue Cross and Blue Shield of Texas	5,335	5,335	100%	5,588	5,588	100%	5,771	5,771	100%	5,999	5,999	100%
Community First Health Plans	2,648	2,648	100%	2,713	2,713	100%	2,811	2,811	100%	2,872	2,872	100%
Community Health Choice	10,534	9,492	90%	11,073	10,011	90%	11,740	10,637	91%	12,209	11,090	91%
Cook Children's Health Plan	3,880	3,477	90%	4,015	3,599	90%	4,205	3,759	89%	4,306	3,864	90%
Dell Children's Health Plan	3,250	3,250	100%	3,427	3,427	100%	3,577	3,577	100%	3,792	3,792	100%
Driscoll Health Plan	16,227	13,333	82%	16,882	13,932	83%	17,374	14,346	83%	17,947	14,872	83%
FirstCare	3,604	3,561	99%	3,839	3,784	99%	3,944	3,880	98%	4,170	4,091	98%
Molina Healthcare of Texas	3,437	1,707	50%	3,528	1,785	51%	3,652	1,837	50%	3,753	1,914	51%
Right Care from Scott and White Health Plan	4,479	4,444	99%	4,727	4,689	99%	4,904	4,868	99%	5,108	5,072	99%
Superior HealthPlan	107,989	98,211	91%	112,112	101,840	91%	115,483	107,449	93%	118,696	110,382	93%
Texas Children's Health Plan	15,414	12,600	82%	16,140	13,215	82%	17,148	14,107	82%	18,056	14,879	82%
UnitedHealthcare Community Plan	12,926	9,343	72%	13,508	9,797	73%	14,016	10,239	73%	14,518	10,678	74%
Rural	303,059	257,540	85%	313,825	270,251	86%	323,612	273,775	85%	330,355	284,632	86%
Aetna Better Health	1,482	1,482	100%	1,546	1,546	100%	1,600	1,600	100%	1,652	1,652	100%
Amerigroup	59,712	47,676	80%	61,370	48,740	79%	63,019	49,266	78%	63,246	48,911	77%
Blue Cross and Blue Shield of Texas	1,946	1,785	92%	1,978	1,806	91%	2,036	1,870	92%	2,081	1,921	92%
Community First Health Plans	6,312	6,312	100%	6,562	6,562	100%	6,852	6,852	100%	7,035	7,035	100%
Community Health Choice	10,010	8,000	80%	10,302	8,266	80%	10,585	8,512	80%	10,807	8,696	80%
Dell Children's Health Plan	844	790	94%	877	833	95%	914	864	95%	964	913	95%
Driscoll Health Plan	20,100	19,773	98%	20,518	20,161	98%	20,934	20,566	98%	21,256	20,875	98%
El Paso First	64	63	98%	66	64	97%	72	69	96%	69	66	96%
FirstCare	32,106	24,506	76%	33,559	25,514	76%	34,341	26,536	77%	35,445	25,360	72%
Molina Healthcare of Texas	3,751	3,467	92%	3,805	3,467	91%	3,885	2,532	65%	3,798	3,144	83%
Parkland	1,100	1,064	97%	1,242	1,201	97%	1,280	1,238	97%	1,381	1,344	98%
Right Care from Scott and White Health Plan	10,056	8,779	87%	10,557	9,346	88%	11,056	9,712	88%	11,311	9,917	88%
Superior HealthPlan	135,539	117,037	86%	140,702	125,590	89%	145,476	126,687	87%	149,347	136,851	92%
Texas Children's Health Plan	11,990	10,609	88%	12,437	10,992	88%	12,790	11,294	88%	13,214	11,700	89%
UnitedHealthcare Community Plan	8,047	6,197	77%	8,404	6,463	77%	8,772	6,357	72%	9,149	6,630	72%
STAR Total	3,813,022	3,654,647	96%	3,959,581	3,792,358	96%	4,087,333	3,913,399	96%	4,204,707	4,027,225	96%
STAR+PLUS												
Metro	184,020	176,961	96%	184,462	179,163	97%	185,102	179,299	97%	181,678	176,981	97%
Amerigroup	48,341	47,447	98%	48,434	47,422	98%	48,683	47,669	98%	49,895	97,683	98%
Cigna-HealthSpring	11,805	11,077	94%	11,516	11,037	96%						
Molina Healthcare of Texas	30,658	29,246	95%	30,624	29,512	96%	41,305	39,180	95%	94,812	90,164	95%
Superior HealthPlan	48,377	48,070	99%	48,549	48,414	100%	49,036	48,977				

Attachment H2
Specialist Network Access Analysis
SFY22 Q4 Report
(Blanks = No Data Available)

Program County Type MCO	Quarter 1			Quarter 2			Quarter 3			Quarter 4		
	Member Count	Members Within Distance Standard of Two Providers	% Within Distance Standard (90%)	Member Count	Members Within Distance Standard of Two Providers	% Within Distance Standard (90%)	Member Count	Members Within Distance Standard of Two Providers	% Within Distance Standard (90%)	Member Count	Members Within Distance Standard of Two Providers	% Within Distance Standard (90%)
Blue Cross and Blue Shield of Texas	662	661	100%	665	664	100%	683	682	100%	667	665	100%
Community First Health Plans	95	95	100%	97	97	100%	94	94	100%	96	96	100%
Cook Children's Health Plan	121	110	91%	115	104	90%	119	107	90%	116	104	89.7%
Driscoll Health Plan	492	434	88%	499	439	88%	507	449	89%	509	452	89%
Superior HealthPlan	1,539	1,160	75%	1,555	1,246	80%	1,592	1,192	75%	1,611	1,290	80%
Texas Children's Health Plan	2,474	2,223	90%	2,471	2,232	90%	2,512	2,269	90%	2,537	2,290	90%
UnitedHealthcare Community Plan	2,832	2,357	83%	2,845	2,622	92%	2,847	2,644	93%	2,816	2,591	92%
Rural	10,007	8,166	82%	10,131	8,561	85%	10,189	8,673	85%	10,189	8,695	85%
Aetna Better Health	72	71	99%	73	71	97%	75	73	97%	72	71	99%
Amerigroup	1,871	1,346	72%	1,874	1,405	75%	1,884	1,411	75%	1,849	1,380	75%
Blue Cross and Blue Shield of Texas	890	800	90%	933	807	86%	929	808	87%	938	821	88%
Community First Health Plans	236	236	100%	239	239	100%	243	243	100%	242	242	100%
Driscoll Health Plan	822	816	99%	832	826	99%	824	819	99%	825	820	99%
Superior HealthPlan	2,394	1,959	82%	2,429	2,007	83%	2,468	2,150	87%	2,520	2,196	87%
Texas Children's Health Plan	1,389	1,316	95%	1,415	1,344	95%	1,427	1,356	95%	1,409	1,336	95%
UnitedHealthcare Community Plan	2,333	1,622	70%	2,336	1,862	80%	2,339	1,813	78%	2,334	1,829	78%
STAR Kids Total	154,276	146,231	95%	154,808	148,362	96%	155,406	148,981	96%	154,965	148,691	96%
Urologist Total	4,187,388	4,008,678	96%	4,334,890	4,151,861	96%	4,463,912	4,272,196	96%	4,818,060	4,611,189	96%

Attachment H3
Main Dentist Network Access Analysis
SFY22 Q4 Report
(Blanks = No Data Available)

County Type DMO	Quarter 1			Quarter 2			Quarter 3			Quarter 4		
	Member Count	Members Within Distance Standard of Two Providers	% Within Distance Standard (95%)	Member Count	Members Within Distance Standard of Two Providers	% Within Distance Standard (95%)	Member Count	Members Within Distance Standard of Two Providers	% Within Distance Standard (95%)	Member Count	Members Within Distance Standard of Two Providers	% Within Distance Standard (95%)
Metro	3,025,817	3,016,465	100%	2,898,439	2,893,284	100%	3,228,720	3,217,052	100%	3,353,418	3,343,615	100%
DentaQuest	1,677,682	1,673,983	100%	1,712,527	1,708,759	100%	1,742,242	1,738,405	100%	1,797,840	1,793,974	100%
MCNA Dental	1,141,205	1,139,886	100%	1,151,843	1,150,517	100%	1,166,186	1,164,039	100%	1,188,122	1,185,939	100%
Superior Healthplan							34,092	34,020	100%	34,557	34,485	100%
United HealthCare Dental	206,930	202,596	98%	34,069	34,008	100%	286,200	280,588	98%	332,899	329,217	99%
Micro	212,492	193,216	91%	206,120	184,539	90%	229,611	205,671	90%	239,305	216,446	90%
DentaQuest	120,302	110,159	92%	123,423	106,984	87%	126,419	114,274	90%	131,264	119,318	91%
MCNA Dental	77,915	72,984	94%	78,987	74,053	94%	80,402	75,749	94%	82,293	77,696	94%
Superior Healthplan							3,704	3,485	94%	3,716	3,500	94%
United HealthCare Dental	14,275	10,073	71%	3,710	3,502	94%	19,086	12,163	64%	22,032	15,932	72%
Rural	273,101	268,969	98%	280,853	276,625	98%	293,129	287,787	98%	302,681	298,166	99%
DentaQuest	153,334	151,073	99%	156,609	154,296	99%	159,423	157,109	99%	163,687	161,360	99%
MCNA Dental	102,390	101,116	99%	103,246	102,006	99%	104,820	103,538	99%	106,719	105,427	99%
Superior Healthplan							5,550	5,455	98%	5,527	5,425	98%
United HealthCare Dental	17,377	16,780	97%	20,998	20,323	97%	23,336	21,685	93%	26,748	25,954	97%
Grand Total	3,511,410	3,478,650	99%	3,385,412	3,354,448	99%	3,751,460	3,710,510	99%	3,895,404	3,858,227	99%

Attachment H4
Dental Specialty Network Access Analysis
SFY22 Q4 Report
(Blanks = No Data Available)

Provider Type DMO County Type	Quarter 1			Quarter 2			Quarter 3			Quarter 4		
	Member Count	Members Within Distance Standard of Two Providers	% Within Distance Standard (90%)	Member Count	Members Within Distance Standard of Two Providers	% Within Distance Standard (90%)	Member Count	Members Within Distance Standard of Two Providers	% Within Distance Standard (90%)	Member Count	Members Within Distance Standard of Two Providers	% Within Distance Standard (90%)
Endodontist												
DentaQuest	1,951,318	1,729,019	89%	2,122,358	1,839,533	87%	2,028,084	1,770,683	87%	3,353,418	3,094,029	92%
Metro	1,677,682	1,567,925	93%	1,712,527	1,600,936	93%	1,742,242	1,612,296	93%	1,797,840	1,664,598	93%
Micro	120,302	66,852	56%	123,423	68,669	56%	126,419	70,446	56%	1,188,122	1,095,722	92%
Rural	153,334	94,242	61%	286,408	169,928	59%	159,423	87,941	55%	34,557	31,623	92%
MCNA Dental	1,321,510	1,147,126	87%	1,334,076	1,165,458	87%	1,351,408	1,181,232	87%	332,899	302,086	91%
Metro	1,141,205	1,045,816	92%	1,151,843	1,061,920	92%	1,166,186	1,075,185	92%	239,305	137,315	57%
Micro	77,915	44,402	57%	78,987	45,701	58%	80,402	46,840	58%	131,264	73,398	56%
Rural	102,390	56,908	56%	103,246	57,837	56%	104,820	59,207	56%	82,293	48,152	59%
Superior HealthPlan							43,346	36,841	85%	3,716	2,235	60%
Metro							34,092	31,024	91%	22,032	13,530	61%
Micro							3,704	2,197	59%	302,681	171,873	57%
Rural							5,550	3,620	65%	163,687	90,915	56%
United HealthCare	238,582	194,480	82%	291,801	246,716	85%	328,622	253,354	77%	106,719	60,076	56%
Metro	206,930	177,121	86%	253,664	224,498	89%	286,200	234,630	82%	5,527	3,573	65%
Micro	14,275	8,253	58%	17,139	10,411	61%	19,086	10,040	53%	26,748	17,309	65%
Rural	17,377	9,106	52%	20,998	11,807	56%	23,336	8,684	37%	3,895,404	3,403,217	87%
Subtotal	3,511,410	3,070,625	87%	3,748,235	3,251,707	87%	3,751,460	3,242,110	86%	3,796,752	3,458,426	91%
Orthodontist												
DentaQuest	1,951,318	1,863,591	96%	1,992,559	1,903,427	96%	2,028,084	1,908,233	94%	3,353,418	3,190,650	95%
Metro	1,677,682	1,638,865	98%	1,712,527	1,673,266	98%	1,742,242	1,694,575	97%	1,797,840	1,719,390	96%
Micro	120,302	105,795	88%	123,423	108,507	88%	126,419	81,674	65%	1,188,122	1,130,857	95%
Rural	153,334	118,931	78%	156,609	121,654	78%	159,423	131,984	83%	34,557	32,528	94%
MCNA Dental	1,321,510	1,234,412	93%	1,334,076	1,247,201	93%	1,351,408	1,244,891	92%	332,899	307,875	92%
Metro	1,141,205	1,105,637	97%	1,151,843	1,116,197	97%	1,166,186	1,115,001	96%	239,305	147,169	61%
Micro	77,915	52,035	67%	78,987	53,170	67%	80,402	49,891	62%	131,264	79,287	60%
Rural	102,390	76,740	75%	103,246	77,834	75%	104,820	79,999	76%	82,293	51,409	62%
Superior HealthPlan							43,346	40,091	92%	3,716	2,294	62%
Metro							34,092	32,935	97%	22,032	14,179	64%
Micro							3,704	2,464	67%	302,681	230,168	76%
Rural							5,550	4,692	85%	163,687	125,587	77%
United HealthCare	238,582	204,377	86%	557,211	453,277	81%	328,622	273,231	83%	106,719	81,067	76%
Metro	206,930	184,925	89%	253,664	226,701	89%	286,200	249,725	87%	5,527	4,298	78%
Micro	14,275	8,814	62%	17,139	10,586	62%	19,086	11,563	61%	26,748	19,216	72%
Rural	17,377	10,638	61%	286,408	215,990	75%	23,336	11,943	51%	3,895,404	3,567,987	92%
Subtotal	3,511,410	3,302,380	94%	3,883,846	3,603,905	93%	3,751,460	3,466,446	92%	3,796,752	3,581,886	94%
Pediatric Dental												
DentaQuest	1,786,551	1,783,119	100%	1,931,503	1,919,778	99%	1,833,917	1,830,179	100%	3,032,511	3,026,484	100%
Metro	1,535,549	1,535,547	100%	1,557,680	1,557,678	100%	1,574,635	1,574,633	100%	1,623,544	1,623,474	100%
Micro	110,422	109,145	99%	112,682	105,151	93%	114,656	113,176	99%	1,068,968	1,066,790	100%
Rural	140,580	138,427	98%	261,141	256,949	98%	144,626	142,370	98%	31,693	31,621	100%
MCNA Dental	1,208,185	1,200,678	99%	1,210,768	1,203,285	99%	1,217,679	1,209,618	99%	308,306	304,599	99%
Metro	1,043,282	1,041,979	100%	1,045,226	1,043,916	100%	1,050,579	1,048,450	100%	217,101	204,436	94%
Micro	71,360	66,429	93%	71,832	66,898	93%	72,646	67,993	94%	119,088	117,534	99%
Rural	93,543	92,270	99%	93,710	92,471	99%	94,454	93,175	99%	74,245	69,524	94%
Superior HealthPlan							40,057	39,671	99%	3,490	3,274	94%
Metro							31,317	31,245	100%	20,278	14,104	70%
Micro							3,492	3,273	94%	273,990	269,360	98%
Rural							5,248	5,153	98%	148,297	145,921	98%
United HealthCare	220,609	211,478	96%	270,170	258,625	96%	303,769	289,687	95%	96,010	94,668	99%
Metro	191,534	187,200	98%	235,083	229,929	98%	264,841	259,232	98%	5,219	5,117	98%
Micro	13,171	8,969	68%	15,848	10,130	64%	17,591	10,753	61%	24,464	23,654	97%
Rural	15,904	15,309	96%	19,239	18,566	97%	21,337	19,702	92%	3,523,602	3,500,280	99%
Subtotal	3,215,345	3,195,275	99%	3,412,441	3,381,688	99%	3,395,422	3,369,155	99%	3,440,317	3,429,025	100%

**Directed Payment Program for Behavioral Health Services
SFY 2022**

Each Provider	Component 1	Component 2	Total Amount of Directed Payment Each Provider Received	Federal Share of Directed Payment Each Provider Received (67.08 Federal Share FMAP)	How is the state share of the Directed Payment financed (IGT, provider tax, etc)	Does the provider finance the state share for the Directed Payment? If so, how much?	Provider type/Class	Results of each performance Metric Associated with this Directed Payment for Each Provider
ACCESS MHMR	\$423,914.95	\$155,458.07	\$ 579,373	\$ 388,643	IGT	\$253,724.67	CCBHC	See Attachment K2
Andrews Center	\$1,182,429.27	\$637,584.06	\$ 1,820,013	\$ 1,220,865	IGT	\$847,010.56	CCBHC	See Attachment K2
Betty Hardwick Center	\$1,591,634.98	\$380,226.59	\$ 1,971,862	\$ 1,322,725	IGT	\$1,009,913.06	CCBHC	See Attachment K2
Bluebonnet Trails Community Services	\$4,198,918.88	\$1,703,305.49	\$ 5,902,224	\$ 3,959,212	IGT	\$2,772,623.30	CCBHC	See Attachment K2
Border Region Behavioral Health Center	\$4,788,432.11	\$1,486,409.98	\$ 6,274,842	\$ 4,209,164	IGT	\$3,145,314.24	CCBHC	See Attachment K2
Burke Center	\$2,760,038.93	\$770,846.57	\$ 3,530,886	\$ 2,368,518	IGT	\$1,862,657.68	CCBHC	See Attachment K2
Camino Real Community Services	\$5,359,447.91	\$2,190,273.58	\$ 7,549,721	\$ 5,064,353	IGT	\$3,281,182.24	CCBHC	See Attachment K2
Center for Health Care Services, The	\$6,558,703.31	\$1,563,211.81	\$ 8,121,915	\$ 5,448,181	IGT	\$3,755,542.69	CCBHC	See Attachment K2
Center for Life Resources	\$1,230,059.12	\$267,223.60	\$ 1,497,283	\$ 1,004,377	IGT	\$668,825.81	CCBHC	See Attachment K2
Central Counties Services	\$1,389,108.56	\$286,394.56	\$ 1,675,503	\$ 1,123,927	IGT	\$815,470.53	CCBHC	See Attachment K2
Central Plains Center	\$283,725.61	\$128,302.84	\$ 412,028	\$ 276,389	IGT	\$173,356.66	CCBHC	See Attachment K2
Coastal Plains Community Center	\$1,111,766.08	\$455,045.07	\$ 1,566,811	\$ 1,051,017	IGT	\$776,611.70	CCBHC	See Attachment K2
Community Healthcore	\$3,403,503.14	\$843,185.53	\$ 4,246,689	\$ 2,848,679	IGT	\$2,006,873.79	CCBHC	See Attachment K2
Denton County MHMR Center	\$712,419.69	\$342,925.58	\$ 1,055,345	\$ 707,926	IGT	\$412,205.17	CCBHC	See Attachment K2
El Paso Emergence Health Network	\$3,827,662.32	\$1,370,183.41	\$ 5,197,846	\$ 3,486,715	IGT	\$2,647,508.74	CCBHC	See Attachment K2
Gulf Bend Center	\$793,660.90	\$259,235.36	\$ 1,052,896	\$ 706,283	IGT	\$512,868.19	CCBHC	See Attachment K2
Gulf Coast Center, The	\$631,722.93	\$378,859.42	\$ 1,010,582	\$ 677,899	IGT	\$548,772.61	CCBHC	See Attachment K2
Harris Center for Mental Health & IDD, The	\$10,432,736.56	\$3,419,325.53	\$ 13,852,062	\$ 9,291,963	IGT	\$5,603,719.40	CCBHC	See Attachment K2
Heart of Texas Region MHMR Center	\$2,367,831.16	\$736,876.13	\$ 3,104,707	\$ 2,082,638	IGT	\$1,509,619.74	CCBHC	See Attachment K2
Helen Farabee Centers	\$869,721.06	\$254,762.61	\$ 1,124,484	\$ 754,304	IGT	\$457,919.99	CCBHC	See Attachment K2
Hill Country MHDD Centers	\$1,637,593.53	\$363,470.94	\$ 2,001,064	\$ 1,342,314	IGT	\$914,091.29	CCBHC	See Attachment K2
Integral Care	\$6,403,433.29	\$1,694,202.49	\$ 8,097,636	\$ 5,431,894	IGT	\$3,790,413.55	CCBHC	See Attachment K2
Lakes Regional Community Center	\$1,637,059.14	\$504,146.20	\$ 2,141,205	\$ 1,436,321	IGT	\$1,044,073.90	CCBHC	See Attachment K2
LifePath Systems	\$1,379,866.84	\$905,558.18	\$ 2,285,425	\$ 1,533,063	IGT	\$742,330.36	CCBHC	See Attachment K2
Metrocare	\$12,740,635.17	\$5,869,596.10	\$ 18,610,231	\$ 12,483,743	IGT	\$6,362,136.43	CCBHC	See Attachment K2
MHMR Authority of Brazos Valley	\$775,680.32	\$130,902.32	\$ 906,583	\$ 608,136	IGT	\$514,193.19	CCBHC	See Attachment K2
MHMR of Tarrant County	\$6,445,140.29	\$1,252,308.03	\$ 7,697,448	\$ 5,163,448	IGT	\$3,315,894.06	CCBHC	See Attachment K2
MHMR Services for the Concho Valley	\$269,401.36	\$96,939.36	\$ 366,341	\$ 245,741	IGT	\$206,596.12	CCBHC	See Attachment K2
Nueces Center for MHID	\$966,023.39	\$391,689.19	\$ 1,357,713	\$ 910,754	IGT	\$567,233.95	CCBHC	See Attachment K2
Pecan Valley Centers	\$929,643.41	\$286,739.12	\$ 1,216,383	\$ 815,949	IGT	\$547,047.54	CCBHC	See Attachment K2
PermianCare	\$2,303,197.06	\$661,039.71	\$ 2,964,237	\$ 1,988,410	IGT	\$1,414,599.98	CCBHC	See Attachment K2
Spindletop Center	\$4,419,444.35	\$1,317,765.34	\$ 5,737,210	\$ 3,848,520	IGT	\$2,705,066.05	CCBHC	See Attachment K2
STARCARE Specialty Health System	\$1,387,628.30	\$468,437.08	\$ 1,856,065	\$ 1,245,049	IGT	\$849,544.08	CCBHC	See Attachment K2
Texana Center	\$1,950,290.79	\$899,640.71	\$ 2,849,931	\$ 1,911,734	IGT	\$1,393,397.42	CCBHC	See Attachment K2
Texas Panhandle Centers	\$630,644.12	\$415,860.04	\$ 1,046,504	\$ 701,995	IGT	\$457,179.07	CCBHC	See Attachment K2
Texoma Community Center	\$907,682.94	\$663,457.77	\$ 1,571,141	\$ 1,053,921	IGT	\$753,381.02	CCBHC	See Attachment K2
Tri-County Behavioral Healthcare	\$2,271,913.76	\$916,227.20	\$ 3,188,141	\$ 2,138,605	IGT	\$1,884,455.56	CCBHC	See Attachment K2
Tropical Texas Behavioral Health	\$15,756,819.36	\$4,663,923.88	\$ 20,420,743	\$ 13,698,235	IGT	\$10,635,702.93	CCBHC	See Attachment K2
West Texas Centers	\$1,463,759.02	\$420,789.96	\$ 1,884,549	\$ 1,264,155	IGT	\$933,309.60	CCBHC	See Attachment K2

Data includes reporting though Y1 Corrections period

Unique Measure ID	Provider ID	TPI	NPI	Provider Name	SDA	Y1 Active Measure	Program Component	Measure ID
B1023239886_B2-149	B1023239886	751285603	1023239886	METROCARE SERV	Dallas	Y	B2	B2-149
B1023239886_B2-150	B1023239886	751285603	1023239886	METROCARE SERV	Dallas	Y	B2	B2-150
B1023239886_B2-151	B1023239886	751285603	1023239886	METROCARE SERV	Dallas	Y	B2	B2-151
B1023239886_B2-152	B1023239886	751285603	1023239886	METROCARE SERV	Dallas	Y	B2	B2-152
B1023239886_B2-153	B1023239886	751285603	1023239886	METROCARE SERV	Dallas	Y	B2	B2-153
B1023239886_B2-154	B1023239886	751285603	1023239886	METROCARE SERV	Dallas	Y	B2	B2-154
B1124060173_B2-149	B1124060173	121989104	1124060173	BORDER REGION N	Hidalgo	Y	B2	B2-149
B1124060173_B2-150	B1124060173	121989104	1124060173	BORDER REGION N	Hidalgo	Y	B2	B2-150
B1124060173_B2-151	B1124060173	121989104	1124060173	BORDER REGION N	Hidalgo	Y	B2	B2-151
B1124060173_B2-152	B1124060173	121989104	1124060173	BORDER REGION N	Hidalgo	Y	B2	B2-152
B1124060173_B2-153	B1124060173	121989104	1124060173	BORDER REGION N	Hidalgo	Y	B2	B2-153
B1124060173_B2-154	B1124060173	121989104	1124060173	BORDER REGION N	Hidalgo	Y	B2	B2-154
B1134188139_B2-149	B1134188139	127378105	1134188139	TEXAS PANHANDLI	Lubbock	Y	B2	B2-149
B1134188139_B2-150	B1134188139	127378105	1134188139	TEXAS PANHANDLI	Lubbock	Y	B2	B2-150
B1134188139_B2-151	B1134188139	127378105	1134188139	TEXAS PANHANDLI	Lubbock	Y	B2	B2-151
B1134188139_B2-152	B1134188139	127378105	1134188139	TEXAS PANHANDLI	Lubbock	Y	B2	B2-152
B1134188139_B2-153	B1134188139	127378105	1134188139	TEXAS PANHANDLI	Lubbock	Y	B2	B2-153
B1134188139_B2-154	B1134188139	127378105	1134188139	TEXAS PANHANDLI	Lubbock	Y	B2	B2-154
B1154348514_B2-149	B1154348514	130725806	1154348514	WEST TEXAS CENT	MRSA West	Y	B2	B2-149
B1154348514_B2-150	B1154348514	130725806	1154348514	WEST TEXAS CENT	MRSA West	Y	B2	B2-150
B1154348514_B2-151	B1154348514	130725806	1154348514	WEST TEXAS CENT	MRSA West	Y	B2	B2-151
B1154348514_B2-152	B1154348514	130725806	1154348514	WEST TEXAS CENT	MRSA West	Y	B2	B2-152
B1154348514_B2-153	B1154348514	130725806	1154348514	WEST TEXAS CENT	MRSA West	Y	B2	B2-153
B1154348514_B2-154	B1154348514	130725806	1154348514	WEST TEXAS CENT	MRSA West	Y	B2	B2-154
B1154411262_B2-149	B1154411262	121990905	1154411262	CAMINO REAL COM	Bexar	Y	B2	B2-149
B1154411262_B2-150	B1154411262	121990905	1154411262	CAMINO REAL COM	Bexar	Y	B2	B2-150
B1154411262_B2-151	B1154411262	121990905	1154411262	CAMINO REAL COM	Bexar	Y	B2	B2-151
B1154411262_B2-152	B1154411262	121990905	1154411262	CAMINO REAL COM	Bexar	Y	B2	B2-152
B1154411262_B2-153	B1154411262	121990905	1154411262	CAMINO REAL COM	Bexar	Y	B2	B2-153
B1154411262_B2-154	B1154411262	121990905	1154411262	CAMINO REAL COM	Bexar	Y	B2	B2-154
B1164479192_B2-149	B1164479192	109483102	1164479192	MHMR SERVICES F	MRSA West	Y	B2	B2-149
B1164479192_B2-150	B1164479192	109483102	1164479192	MHMR SERVICES F	MRSA West	Y	B2	B2-150
B1164479192_B2-151	B1164479192	109483102	1164479192	MHMR SERVICES F	MRSA West	Y	B2	B2-151
B1164479192_B2-152	B1164479192	109483102	1164479192	MHMR SERVICES F	MRSA West	Y	B2	B2-152
B1164479192_B2-153	B1164479192	109483102	1164479192	MHMR SERVICES F	MRSA West	Y	B2	B2-153
B1164479192_B2-154	B1164479192	109483102	1164479192	MHMR SERVICES F	MRSA West	Y	B2	B2-154
B1205802170_B2-149	B1205802170	751281410	1205802170	ANDREWS CENTER	MRSA Northe	Y	B2	B2-149
B1205802170_B2-150	B1205802170	751281410	1205802170	ANDREWS CENTER	MRSA Northe	Y	B2	B2-150
B1205802170_B2-151	B1205802170	751281410	1205802170	ANDREWS CENTER	MRSA Northe	Y	B2	B2-151
B1205802170_B2-152	B1205802170	751281410	1205802170	ANDREWS CENTER	MRSA Northe	Y	B2	B2-152
B1205802170_B2-153	B1205802170	751281410	1205802170	ANDREWS CENTER	MRSA Northe	Y	B2	B2-153
B1205802170_B2-154	B1205802170	751281410	1205802170	ANDREWS CENTER	MRSA Northe	Y	B2	B2-154
B1346293156_B2-149	B1346293156	113180706	1346293156	THE HARRIS CENTE	Harris	Y	B2	B2-149
B1346293156_B2-150	B1346293156	113180706	1346293156	THE HARRIS CENTE	Harris	Y	B2	B2-150
B1346293156_B2-151	B1346293156	113180706	1346293156	THE HARRIS CENTE	Harris	Y	B2	B2-151
B1346293156_B2-152	B1346293156	113180706	1346293156	THE HARRIS CENTE	Harris	Y	B2	B2-152
B1346293156_B2-153	B1346293156	113180706	1346293156	THE HARRIS CENTE	Harris	Y	B2	B2-153
B1346293156_B2-154	B1346293156	113180706	1346293156	THE HARRIS CENTE	Harris	Y	B2	B2-154
B1356310585_B2-149	B1356310585	081771001	1356310585	CENTRAL COUNTIE	MRSA Centra	Y	B2	B2-149

B1356310585_B2-150	B1356310585	081771001	1356310585	CENTRAL COUNTIE	MRSA Centra	Y	B2	B2-150
B1356310585_B2-151	B1356310585	081771001	1356310585	CENTRAL COUNTIE	MRSA Centra	Y	B2	B2-151
B1356310585_B2-152	B1356310585	081771001	1356310585	CENTRAL COUNTIE	MRSA Centra	Y	B2	B2-152
B1356310585_B2-153	B1356310585	081771001	1356310585	CENTRAL COUNTIE	MRSA Centra	Y	B2	B2-153
B1356310585_B2-154	B1356310585	081771001	1356310585	CENTRAL COUNTIE	MRSA Centra	Y	B2	B2-154
B1396792420_B2-149	B1396792420	136367307	1396792420	BURKE CENTER	MRSA Northe	Y	B2	B2-149
B1396792420_B2-150	B1396792420	136367307	1396792420	BURKE CENTER	MRSA Northe	Y	B2	B2-150
B1396792420_B2-151	B1396792420	136367307	1396792420	BURKE CENTER	MRSA Northe	Y	B2	B2-151
B1396792420_B2-152	B1396792420	136367307	1396792420	BURKE CENTER	MRSA Northe	Y	B2	B2-152
B1396792420_B2-153	B1396792420	136367307	1396792420	BURKE CENTER	MRSA Northe	Y	B2	B2-153
B1396792420_B2-154	B1396792420	136367307	1396792420	BURKE CENTER	MRSA Northe	Y	B2	B2-154
B1457479511_B2-149	B1457479511	127373205	1457479511	HELEN FARABEE Cf	MRSA West	Y	B2	B2-149
B1457479511_B2-150	B1457479511	127373205	1457479511	HELEN FARABEE Cf	MRSA West	Y	B2	B2-150
B1457479511_B2-151	B1457479511	127373205	1457479511	HELEN FARABEE Cf	MRSA West	Y	B2	B2-151
B1457479511_B2-152	B1457479511	127373205	1457479511	HELEN FARABEE Cf	MRSA West	Y	B2	B2-152
B1457479511_B2-153	B1457479511	127373205	1457479511	HELEN FARABEE Cf	MRSA West	Y	B2	B2-153
B1457479511_B2-154	B1457479511	127373205	1457479511	HELEN FARABEE Cf	MRSA West	Y	B2	B2-154
B1467434399_B2-149	B1467434399	135254407	1467434399	GULF BEND MHMF	Nueces	Y	B2	B2-149
B1467434399_B2-150	B1467434399	135254407	1467434399	GULF BEND MHMF	Nueces	Y	B2	B2-150
B1467434399_B2-151	B1467434399	135254407	1467434399	GULF BEND MHMF	Nueces	Y	B2	B2-151
B1467434399_B2-152	B1467434399	135254407	1467434399	GULF BEND MHMF	Nueces	Y	B2	B2-152
B1467434399_B2-153	B1467434399	135254407	1467434399	GULF BEND MHMF	Nueces	Y	B2	B2-153
B1467434399_B2-154	B1467434399	135254407	1467434399	GULF BEND MHMF	Nueces	Y	B2	B2-154
B1467463042_B2-149	B1467463042	138305102	1467463042	NUECES COUNTY M	Nueces	Y	B2	B2-149
B1467463042_B2-150	B1467463042	138305102	1467463042	NUECES COUNTY M	Nueces	Y	B2	B2-150
B1467463042_B2-151	B1467463042	138305102	1467463042	NUECES COUNTY M	Nueces	Y	B2	B2-151
B1467463042_B2-152	B1467463042	138305102	1467463042	NUECES COUNTY M	Nueces	Y	B2	B2-152
B1467463042_B2-153	B1467463042	138305102	1467463042	NUECES COUNTY M	Nueces	Y	B2	B2-153
B1467463042_B2-154	B1467463042	138305102	1467463042	NUECES COUNTY M	Nueces	Y	B2	B2-154
B1578551347_B2-149	B1578551347	135234606	1578551347	DENTON COUNTY	Tarrant	Y	B2	B2-149
B1578551347_B2-150	B1578551347	135234606	1578551347	DENTON COUNTY	Tarrant	Y	B2	B2-150
B1578551347_B2-151	B1578551347	135234606	1578551347	DENTON COUNTY	Tarrant	Y	B2	B2-151
B1578551347_B2-152	B1578551347	135234606	1578551347	DENTON COUNTY	Tarrant	Y	B2	B2-152
B1578551347_B2-153	B1578551347	135234606	1578551347	DENTON COUNTY	Tarrant	Y	B2	B2-153
B1578551347_B2-154	B1578551347	135234606	1578551347	DENTON COUNTY	Tarrant	Y	B2	B2-154
B1588643787_B2-149	B1588643787	138708613	1588643787	TROPICAL TEXAS B	Hidalgo	Y	B2	B2-149
B1588643787_B2-150	B1588643787	138708613	1588643787	TROPICAL TEXAS B	Hidalgo	Y	B2	B2-150
B1588643787_B2-151	B1588643787	138708613	1588643787	TROPICAL TEXAS B	Hidalgo	Y	B2	B2-151
B1588643787_B2-152	B1588643787	138708613	1588643787	TROPICAL TEXAS B	Hidalgo	Y	B2	B2-152
B1588643787_B2-153	B1588643787	138708613	1588643787	TROPICAL TEXAS B	Hidalgo	Y	B2	B2-153
B1588643787_B2-154	B1588643787	138708613	1588643787	TROPICAL TEXAS B	Hidalgo	Y	B2	B2-154
B1619196169_B2-149	B1619196169	133339507	1619196169	CENTER FOR LIFE R	MRSA West	Y	B2	B2-149
B1619196169_B2-150	B1619196169	133339507	1619196169	CENTER FOR LIFE R	MRSA West	Y	B2	B2-150
B1619196169_B2-151	B1619196169	133339507	1619196169	CENTER FOR LIFE R	MRSA West	Y	B2	B2-151
B1619196169_B2-152	B1619196169	133339507	1619196169	CENTER FOR LIFE R	MRSA West	Y	B2	B2-152
B1619196169_B2-153	B1619196169	133339507	1619196169	CENTER FOR LIFE R	MRSA West	Y	B2	B2-153
B1619196169_B2-154	B1619196169	133339507	1619196169	CENTER FOR LIFE R	MRSA West	Y	B2	B2-154
B1639232002_B2-149	B1639232002	137921608	1639232002	COMMUNITY HEAL	MRSA Northe	Y	B2	B2-149
B1639232002_B2-150	B1639232002	137921608	1639232002	COMMUNITY HEAL	MRSA Northe	Y	B2	B2-150
B1639232002_B2-151	B1639232002	137921608	1639232002	COMMUNITY HEAL	MRSA Northe	Y	B2	B2-151
B1639232002_B2-152	B1639232002	137921608	1639232002	COMMUNITY HEAL	MRSA Northe	Y	B2	B2-152
B1639232002_B2-153	B1639232002	137921608	1639232002	COMMUNITY HEAL	MRSA Northe	Y	B2	B2-153
B1639232002_B2-154	B1639232002	137921608	1639232002	COMMUNITY HEAL	MRSA Northe	Y	B2	B2-154
B1639399132_B2-149	B1639399132	084859002	1639399132	HEART OF TEXAS R	MRSA Centra	Y	B2	B2-149
B1639399132_B2-150	B1639399132	084859002	1639399132	HEART OF TEXAS R	MRSA Centra	Y	B2	B2-150
B1639399132_B2-151	B1639399132	084859002	1639399132	HEART OF TEXAS R	MRSA Centra	Y	B2	B2-151
B1639399132_B2-152	B1639399132	084859002	1639399132	HEART OF TEXAS R	MRSA Centra	Y	B2	B2-152

B1639399132_B2-153	B1639399132	084859002	1639399132	HEART OF TEXAS R	MRSA Centra	Y	B2	B2-153
B1639399132_B2-154	B1639399132	084859002	1639399132	HEART OF TEXAS R	MRSA Centra	Y	B2	B2-154
B1649345869_B2-149	B1649345869	127376506	1649345869	EMERGENCE HEAL	El Paso	Y	B2	B2-149
B1649345869_B2-150	B1649345869	127376506	1649345869	EMERGENCE HEAL	El Paso	Y	B2	B2-150
B1649345869_B2-151	B1649345869	127376506	1649345869	EMERGENCE HEAL	El Paso	Y	B2	B2-151
B1649345869_B2-152	B1649345869	127376506	1649345869	EMERGENCE HEAL	El Paso	Y	B2	B2-152
B1649345869_B2-153	B1649345869	127376506	1649345869	EMERGENCE HEAL	El Paso	Y	B2	B2-153
B1649345869_B2-154	B1649345869	127376506	1649345869	EMERGENCE HEAL	El Paso	Y	B2	B2-154
B1649442310_B2-149	B1649442310	138364813	1649442310	PERMIAN BASIN C	MRSA West	Y	B2	B2-149
B1649442310_B2-150	B1649442310	138364813	1649442310	PERMIAN BASIN C	MRSA West	Y	B2	B2-150
B1649442310_B2-151	B1649442310	138364813	1649442310	PERMIAN BASIN C	MRSA West	Y	B2	B2-151
B1649442310_B2-152	B1649442310	138364813	1649442310	PERMIAN BASIN C	MRSA West	Y	B2	B2-152
B1649442310_B2-153	B1649442310	138364813	1649442310	PERMIAN BASIN C	MRSA West	Y	B2	B2-153
B1649442310_B2-154	B1649442310	138364813	1649442310	PERMIAN BASIN C	MRSA West	Y	B2	B2-154
B1699741975_B2-149	B1699741975	133338707	1699741975	BETTY HARDWICK	MRSA West	Y	B2	B2-149
B1699741975_B2-150	B1699741975	133338707	1699741975	BETTY HARDWICK	MRSA West	Y	B2	B2-150
B1699741975_B2-151	B1699741975	133338707	1699741975	BETTY HARDWICK	MRSA West	Y	B2	B2-151
B1699741975_B2-152	B1699741975	133338707	1699741975	BETTY HARDWICK	MRSA West	Y	B2	B2-152
B1699741975_B2-153	B1699741975	133338707	1699741975	BETTY HARDWICK	MRSA West	Y	B2	B2-153
B1699741975_B2-154	B1699741975	133338707	1699741975	BETTY HARDWICK	MRSA West	Y	B2	B2-154
B1710015201_B2-149	B1710015201	111411803	1710015201	ACCESS	MRSA North	Y	B2	B2-149
B1710015201_B2-150	B1710015201	111411803	1710015201	ACCESS	MRSA North	Y	B2	B2-150
B1710015201_B2-151	B1710015201	111411803	1710015201	ACCESS	MRSA North	Y	B2	B2-151
B1710015201_B2-152	B1710015201	111411803	1710015201	ACCESS	MRSA North	Y	B2	B2-152
B1710015201_B2-153	B1710015201	111411803	1710015201	ACCESS	MRSA North	Y	B2	B2-153
B1710015201_B2-154	B1710015201	111411803	1710015201	ACCESS	MRSA North	Y	B2	B2-154
B1730134586_B2-149	B1730134586	137251808	1730134586	THE CENTER FOR H	Bexar	Y	B2	B2-149
B1730134586_B2-150	B1730134586	137251808	1730134586	THE CENTER FOR H	Bexar	Y	B2	B2-150
B1730134586_B2-151	B1730134586	137251808	1730134586	THE CENTER FOR H	Bexar	Y	B2	B2-151
B1730134586_B2-152	B1730134586	137251808	1730134586	THE CENTER FOR H	Bexar	Y	B2	B2-152
B1730134586_B2-153	B1730134586	137251808	1730134586	THE CENTER FOR H	Bexar	Y	B2	B2-153
B1730134586_B2-154	B1730134586	137251808	1730134586	THE CENTER FOR H	Bexar	Y	B2	B2-154
B1730135864_B2-149	B1730135864	126844305	1730135864	BLUEBONNET TRAI	Travis	Y	B2	B2-149
B1730135864_B2-150	B1730135864	126844305	1730135864	BLUEBONNET TRAI	Travis	Y	B2	B2-150
B1730135864_B2-151	B1730135864	126844305	1730135864	BLUEBONNET TRAI	Travis	Y	B2	B2-151
B1730135864_B2-152	B1730135864	126844305	1730135864	BLUEBONNET TRAI	Travis	Y	B2	B2-152
B1730135864_B2-153	B1730135864	126844305	1730135864	BLUEBONNET TRAI	Travis	Y	B2	B2-153
B1730135864_B2-154	B1730135864	126844305	1730135864	BLUEBONNET TRAI	Travis	Y	B2	B2-154
B1750337259_B2-149	B1750337259	133542405	1750337259	INTEGRAL CARE	Travis	Y	B2	B2-149
B1750337259_B2-150	B1750337259	133542405	1750337259	INTEGRAL CARE	Travis	Y	B2	B2-150
B1750337259_B2-151	B1750337259	133542405	1750337259	INTEGRAL CARE	Travis	Y	B2	B2-151
B1750337259_B2-152	B1750337259	133542405	1750337259	INTEGRAL CARE	Travis	Y	B2	B2-152
B1750337259_B2-153	B1750337259	133542405	1750337259	INTEGRAL CARE	Travis	Y	B2	B2-153
B1750337259_B2-154	B1750337259	133542405	1750337259	INTEGRAL CARE	Travis	Y	B2	B2-154
B1801939541_B2-149	B1801939541	135222109	1801939541	THE GULF COAST C	Harris	Y	B2	B2-149
B1801939541_B2-150	B1801939541	135222109	1801939541	THE GULF COAST C	Harris	Y	B2	B2-150
B1801939541_B2-151	B1801939541	135222109	1801939541	THE GULF COAST C	Harris	Y	B2	B2-151
B1801939541_B2-152	B1801939541	135222109	1801939541	THE GULF COAST C	Harris	Y	B2	B2-152
B1801939541_B2-153	B1801939541	135222109	1801939541	THE GULF COAST C	Harris	Y	B2	B2-153
B1801939541_B2-154	B1801939541	135222109	1801939541	THE GULF COAST C	Harris	Y	B2	B2-154
B1841304201_B2-149	B1841304201	133340307	1841304201	HILL COUNTRY COI	MRSA West	Y	B2	B2-149
B1841304201_B2-150	B1841304201	133340307	1841304201	HILL COUNTRY COI	MRSA West	Y	B2	B2-150
B1841304201_B2-151	B1841304201	133340307	1841304201	HILL COUNTRY COI	MRSA West	Y	B2	B2-151
B1841304201_B2-152	B1841304201	133340307	1841304201	HILL COUNTRY COI	MRSA West	Y	B2	B2-152
B1841304201_B2-153	B1841304201	133340307	1841304201	HILL COUNTRY COI	MRSA West	Y	B2	B2-153
B1841304201_B2-154	B1841304201	133340307	1841304201	HILL COUNTRY COI	MRSA West	Y	B2	B2-154
B1851309462_B2-149	B1851309462	084434201	1851309462	TEXOMA COMMUI	MRSA West	Y	B2	B2-149

B1851309462_B2-150	B1851309462	084434201	1851309462	TEXOMA COMMUI	MRSA West	Y	B2	B2-150
B1851309462_B2-151	B1851309462	084434201	1851309462	TEXOMA COMMUI	MRSA West	Y	B2	B2-151
B1851309462_B2-152	B1851309462	084434201	1851309462	TEXOMA COMMUI	MRSA West	Y	B2	B2-152
B1851309462_B2-153	B1851309462	084434201	1851309462	TEXOMA COMMUI	MRSA West	Y	B2	B2-153
B1851309462_B2-154	B1851309462	084434201	1851309462	TEXOMA COMMUI	MRSA West	Y	B2	B2-154
B1851333074_B2-149	B1851333074	081844501	1851333074	TRI-COUNTY BEHA	Harris	Y	B2	B2-149
B1851333074_B2-150	B1851333074	081844501	1851333074	TRI-COUNTY BEHA	Harris	Y	B2	B2-150
B1851333074_B2-151	B1851333074	081844501	1851333074	TRI-COUNTY BEHA	Harris	Y	B2	B2-151
B1851333074_B2-152	B1851333074	081844501	1851333074	TRI-COUNTY BEHA	Harris	Y	B2	B2-152
B1851333074_B2-153	B1851333074	081844501	1851333074	TRI-COUNTY BEHA	Harris	Y	B2	B2-153
B1851333074_B2-154	B1851333074	081844501	1851333074	TRI-COUNTY BEHA	Harris	Y	B2	B2-154
B1861589772_B2-149	B1861589772	127374005	1861589772	CENTRAL PLAINS C	Lubbock	Y	B2	B2-149
B1861589772_B2-150	B1861589772	127374005	1861589772	CENTRAL PLAINS C	Lubbock	Y	B2	B2-150
B1861589772_B2-151	B1861589772	127374005	1861589772	CENTRAL PLAINS C	Lubbock	Y	B2	B2-151
B1861589772_B2-152	B1861589772	127374005	1861589772	CENTRAL PLAINS C	Lubbock	Y	B2	B2-152
B1861589772_B2-153	B1861589772	127374005	1861589772	CENTRAL PLAINS C	Lubbock	Y	B2	B2-153
B1861589772_B2-154	B1861589772	127374005	1861589772	CENTRAL PLAINS C	Lubbock	Y	B2	B2-154
B1871576835_B2-149	B1871576835	084001901	1871576835	LIFEPATH SYSTEMS	Dallas	Y	B2	B2-149
B1871576835_B2-150	B1871576835	084001901	1871576835	LIFEPATH SYSTEMS	Dallas	Y	B2	B2-150
B1871576835_B2-151	B1871576835	084001901	1871576835	LIFEPATH SYSTEMS	Dallas	Y	B2	B2-151
B1871576835_B2-152	B1871576835	084001901	1871576835	LIFEPATH SYSTEMS	Dallas	Y	B2	B2-152
B1871576835_B2-153	B1871576835	084001901	1871576835	LIFEPATH SYSTEMS	Dallas	Y	B2	B2-153
B1871576835_B2-154	B1871576835	084001901	1871576835	LIFEPATH SYSTEMS	Dallas	Y	B2	B2-154
B1881621225_B2-149	B1881621225	136366507	1881621225	MHMRA OF BRAZC	MRSA Centra	Y	B2	B2-149
B1881621225_B2-150	B1881621225	136366507	1881621225	MHMRA OF BRAZC	MRSA Centra	Y	B2	B2-150
B1881621225_B2-151	B1881621225	136366507	1881621225	MHMRA OF BRAZC	MRSA Centra	Y	B2	B2-151
B1881621225_B2-152	B1881621225	136366507	1881621225	MHMRA OF BRAZC	MRSA Centra	Y	B2	B2-152
B1881621225_B2-153	B1881621225	136366507	1881621225	MHMRA OF BRAZC	MRSA Centra	Y	B2	B2-153
B1881621225_B2-154	B1881621225	136366507	1881621225	MHMRA OF BRAZC	MRSA Centra	Y	B2	B2-154
B1881752715_B2-149	B1881752715	121988304	1881752715	LAKES REGIONAL C	Dallas	Y	B2	B2-149
B1881752715_B2-150	B1881752715	121988304	1881752715	LAKES REGIONAL C	Dallas	Y	B2	B2-150
B1881752715_B2-151	B1881752715	121988304	1881752715	LAKES REGIONAL C	Dallas	Y	B2	B2-151
B1881752715_B2-152	B1881752715	121988304	1881752715	LAKES REGIONAL C	Dallas	Y	B2	B2-152
B1881752715_B2-153	B1881752715	121988304	1881752715	LAKES REGIONAL C	Dallas	Y	B2	B2-153
B1881752715_B2-154	B1881752715	121988304	1881752715	LAKES REGIONAL C	Dallas	Y	B2	B2-154
B1891915708_B2-149	B1891915708	130724106	1891915708	PECAN VALLEY MH	Tarrant	Y	B2	B2-149
B1891915708_B2-150	B1891915708	130724106	1891915708	PECAN VALLEY MH	Tarrant	Y	B2	B2-150
B1891915708_B2-151	B1891915708	130724106	1891915708	PECAN VALLEY MH	Tarrant	Y	B2	B2-151
B1891915708_B2-152	B1891915708	130724106	1891915708	PECAN VALLEY MH	Tarrant	Y	B2	B2-152
B1891915708_B2-153	B1891915708	130724106	1891915708	PECAN VALLEY MH	Tarrant	Y	B2	B2-153
B1891915708_B2-154	B1891915708	130724106	1891915708	PECAN VALLEY MH	Tarrant	Y	B2	B2-154
B1912954058_B2-149	B1912954058	081522701	1912954058	TEXANA CENTER	Harris	Y	B2	B2-149
B1912954058_B2-150	B1912954058	081522701	1912954058	TEXANA CENTER	Harris	Y	B2	B2-150
B1912954058_B2-151	B1912954058	081522701	1912954058	TEXANA CENTER	Harris	Y	B2	B2-151
B1912954058_B2-152	B1912954058	081522701	1912954058	TEXANA CENTER	Harris	Y	B2	B2-152
B1912954058_B2-153	B1912954058	081522701	1912954058	TEXANA CENTER	Harris	Y	B2	B2-153
B1912954058_B2-154	B1912954058	081522701	1912954058	TEXANA CENTER	Harris	Y	B2	B2-154
B1952357550_B2-149	B1952357550	096166602	1952357550	SPINDLETOP MHM	Jefferson	Y	B2	B2-149
B1952357550_B2-150	B1952357550	096166602	1952357550	SPINDLETOP MHM	Jefferson	Y	B2	B2-150
B1952357550_B2-151	B1952357550	096166602	1952357550	SPINDLETOP MHM	Jefferson	Y	B2	B2-151
B1952357550_B2-152	B1952357550	096166602	1952357550	SPINDLETOP MHM	Jefferson	Y	B2	B2-152
B1952357550_B2-153	B1952357550	096166602	1952357550	SPINDLETOP MHM	Jefferson	Y	B2	B2-153
B1952357550_B2-154	B1952357550	096166602	1952357550	SPINDLETOP MHM	Jefferson	Y	B2	B2-154
B1952423782_B2-149	B1952423782	081599501	1952423782	MHMR OF TARRAN	Tarrant	Y	B2	B2-149
B1952423782_B2-150	B1952423782	081599501	1952423782	MHMR OF TARRAN	Tarrant	Y	B2	B2-150
B1952423782_B2-151	B1952423782	081599501	1952423782	MHMR OF TARRAN	Tarrant	Y	B2	B2-151
B1952423782_B2-152	B1952423782	081599501	1952423782	MHMR OF TARRAN	Tarrant	Y	B2	B2-152

B1952423782_B2-153	B1952423782	081599501	1952423782	MHMR OF TARRAN	Tarrant	Y	B2	B2-153
B1952423782_B2-154	B1952423782	081599501	1952423782	MHMR OF TARRAN	Tarrant	Y	B2	B2-154
B1962552109_B2-149	B1962552109	080368601	1962552109	COASTAL PLAINS C	Nueces	Y	B2	B2-149
B1962552109_B2-150	B1962552109	080368601	1962552109	COASTAL PLAINS C	Nueces	Y	B2	B2-150
B1962552109_B2-151	B1962552109	080368601	1962552109	COASTAL PLAINS C	Nueces	Y	B2	B2-151
B1962552109_B2-152	B1962552109	080368601	1962552109	COASTAL PLAINS C	Nueces	Y	B2	B2-152
B1962552109_B2-153	B1962552109	080368601	1962552109	COASTAL PLAINS C	Nueces	Y	B2	B2-153
B1962552109_B2-154	B1962552109	080368601	1962552109	COASTAL PLAINS C	Nueces	Y	B2	B2-154
B1992708705_B2-149	B1992708705	084897001	1992708705	STARCARE SPECIAL	Lubbock	Y	B2	B2-149
B1992708705_B2-150	B1992708705	084897001	1992708705	STARCARE SPECIAL	Lubbock	Y	B2	B2-150
B1992708705_B2-151	B1992708705	084897001	1992708705	STARCARE SPECIAL	Lubbock	Y	B2	B2-151
B1992708705_B2-152	B1992708705	084897001	1992708705	STARCARE SPECIAL	Lubbock	Y	B2	B2-152
B1992708705_B2-153	B1992708705	084897001	1992708705	STARCARE SPECIAL	Lubbock	Y	B2	B2-153
B1992708705_B2-154	B1992708705	084897001	1992708705	STARCARE SPECIAL	Lubbock	Y	B2	B2-154

[illegible]

[illegible]

[illegible]

[illegible]

Follow-Up after Hospital Outcome (Intermediate)	M1-160	Medicaid Managed Care, Ot	Positive	Apr 2022	01/01/21 - 12/31/21
Preventive Care and Screening Process	M1-147	Medicaid Managed Care, Ot	Positive	Apr 2022	01/01/21 - 12/31/21
Preventive Care & Screening Process	M1-317	Medicaid Managed Care, Ot	Positive	Apr 2022	01/01/21 - 12/31/21
Child and Adolescent Mental Health Process	M1-305	Medicaid Managed Care, Ot	Positive	Apr 2022	01/01/21 - 12/31/21
Adult Major Depressive Disorder Process	M1-319	Medicaid Managed Care, Ot	Positive	Apr 2022	01/01/21 - 12/31/21
Follow-Up After Hospital Outcome (Intermediate)	M1-160	Medicaid Managed Care, Ot	Positive	Apr 2022	01/01/21 - 12/31/21
Follow-Up after Hospital Outcome (Intermediate)	M1-160	Medicaid Managed Care, Ot	Positive	Apr 2022	01/01/21 - 12/31/21
Preventive Care and Screening Process	M1-147	Medicaid Managed Care, Ot	Positive	Apr 2022	01/01/21 - 12/31/21
Preventive Care & Screening Process	M1-317	Medicaid Managed Care, Ot	Positive	Apr 2022	01/01/21 - 12/31/21
Child and Adolescent Mental Health Process	M1-305	Medicaid Managed Care, Ot	Positive	Apr 2022	01/01/21 - 12/31/21
Adult Major Depressive Disorder Process	M1-319	Medicaid Managed Care, Ot	Positive	Apr 2022	01/01/21 - 12/31/21
Follow-Up After Hospital Outcome (Intermediate)	M1-160	Medicaid Managed Care, Ot	Positive	Apr 2022	01/01/21 - 12/31/21
Follow-Up after Hospital Outcome (Intermediate)	M1-160	Medicaid Managed Care, Ot	Positive	Apr 2022	01/01/21 - 12/31/21
Preventive Care and Screening Process	M1-147	Medicaid Managed Care, Ot	Positive	Apr 2022	01/01/21 - 12/31/21

Y1R2 Measure Eligibility	Y1R2 Provider Class	Y1R2 Source	Y1R2 Data Source - Claims	Y1R2 Data Source - EHR	Y1R2 Data Source - Data Exchange
Eligible	Certified CCBHC by March 31,	Y2 Corrections Template		Metrocare uses an	
Eligible	Certified CCBHC by March 31,	Y1R2 Reporting Template		Metrocare uses an	
Eligible	Certified CCBHC by March 31,	Y1R2 Reporting Template		Metrocare uses an	
Eligible	Certified CCBHC by March 31,	Y1R2 Reporting Template		Metrocare uses an	Metrocare uses data
Eligible	Certified CCBHC by March 31,	Y1R2 Reporting Template		Metrocare uses an	Metrocare uses data
Eligible	Certified CCBHC by March 31,	Y2 Corrections Template		Metrocare uses an	
Eligible	Certified CCBHC by March 31,	Y1R2 Reporting Template		A client service manager	
Eligible	Certified CCBHC by March 31,	Y1R2 Reporting Template		An assessment request	
Eligible	Certified CCBHC by March 31,	Y1R2 Reporting Template		An assessment request	
Eligible	Certified CCBHC by March 31,	Y1R2 Reporting Template		A client Continuity	
Eligible	Certified CCBHC by March 31,	Y1R2 Reporting Template		A client Continuity	
Eligible	Certified CCBHC by March 31,	Y1R2 Reporting Template		A report was ran to	
Eligible	Certified CCBHC by March 31,	Y1R2 Reporting Template	Claims data is used	The measure performance	
Eligible	Certified CCBHC by March 31,	Y1R2 Reporting Template	Claims data is used	The measure performance	
Eligible	Certified CCBHC by March 31,	Y1R2 Reporting Template	Claims data is used	The measure performance	
Eligible	Certified CCBHC by March 31,	Y1R2 Reporting Template	Claims data is used	The individuals data	
Eligible	Certified CCBHC by March 31,	Y1R2 Reporting Template	Claims data is used	The individuals data	
Eligible	Certified CCBHC by March 31,	Y1R2 Reporting Template	Claims data is used	The measure performance	
Eligible	Certified CCBHC by March 31,	Y1R2 Reporting Template		Electronic Health Records	
Eligible	Certified CCBHC by March 31,	Y1R2 Reporting Template		Electronic Health Records	
Eligible	Certified CCBHC by March 31,	Y1R2 Reporting Template		Electronic Health Records	
Eligible	Certified CCBHC by March 31,	Y1R2 Reporting Template		Electronic Health Records	
Eligible	Certified CCBHC by March 31,	Y1R2 Reporting Template		Electronic Health Records	
Eligible	Certified CCBHC by March 31,	Y1R2 Reporting Template		Electronic Health Records	
Eligible	Certified CCBHC by March 31,	Y1R2 Reporting Template		Data fields in EHR	
Eligible	Certified CCBHC by March 31,	Y1R2 Reporting Template		EHR data fields have	
Eligible	Certified CCBHC by March 31,	Y1R2 Reporting Template		EHR data fields have	
Eligible	Certified CCBHC by March 31,	Y1R2 Reporting Template		The EHR is used to	
Eligible	Certified CCBHC by March 31,	Y1R2 Reporting Template		The EHR is used to	
Eligible	Certified CCBHC by March 31,	Y1R2 Reporting Template		EHR data fields have	
Eligible	Certified CCBHC by March 31,	Y1R2 Reporting Template		Utilized electronic	
Eligible	Certified CCBHC by March 31,	Y1R2 Reporting Template	Utilized progress notes	Utilized diagnosis codes	
Eligible	Certified CCBHC by March 31,	Y1R2 Reporting Template	Utilized progress notes	Utilized diagnosis codes	
Eligible	Certified CCBHC by March 31,	Y1R2 Reporting Template		Ran reports from EHR	
Eligible	Certified CCBHC by March 31,	Y1R2 Reporting Template		Ran reports from EHR	
Eligible	Certified CCBHC by March 31,	Y1R2 Reporting Template		Reports were ran from	
Eligible	Certified CCBHC by March 31,	Y1R2 Reporting Template		The numerator and denominator	
Eligible	Certified CCBHC by March 31,	Y1R2 Reporting Template		Client data was pulled from	
Eligible	Certified CCBHC by March 31,	Y1R2 Reporting Template		Data was pulled from	
Eligible	Certified CCBHC by March 31,	Y1R2 Reporting Template		Data was pulled out of	
Eligible	Certified CCBHC by March 31,	Y1R2 Reporting Template		Data was pulled out of	
Eligible	Certified CCBHC by March 31,	Y1R2 Reporting Template		Client data was pulled from	
Eligible	Certified CCBHC by March 31,	Y1R2 Reporting Template		We track financial data	
Eligible	Certified CCBHC by March 31,	Y1R2 Reporting Template		We track financial data	
Eligible	Certified CCBHC by March 31,	Y1R2 Reporting Template		We track financial data	
Eligible	Certified CCBHC by March 31,	Y1R2 Reporting Template		We track financial data	
Eligible	Certified CCBHC by March 31,	Y1R2 Reporting Template		We track financial data	We track financial data
Eligible	Certified CCBHC by March 31,	Y1R2 Reporting Template		We track financial data	
Eligible	Certified CCBHC by March 31,	Y1R2 Reporting Template		All data compiled from	

Eligible	Certified CCBHC by March 31,	Y1R2 Reporting Templat		All data compiled t	
Eligible	Certified CCBHC by March 31,	Y1R2 Reporting Templat		All data compiled t	
Eligible	Certified CCBHC by March 31,	Y1R2 Reporting Templat		Data for all parts o	
Eligible	Certified CCBHC by March 31,	Y1R2 Reporting Templat		Data for all parts o	
Eligible	Certified CCBHC by March 31,	Y1R2 Reporting Templat		All data compiled t	
Eligible	Certified CCBHC by March 31,	Y2 Corrections Template		Burke utilized data	
Eligible	Certified CCBHC by March 31,	Y1R2 Reporting Templat		Burke utilized data	
Eligible	Certified CCBHC by March 31,	Y1R2 Reporting Templat		Burke utilized data	
Eligible	Certified CCBHC by March 31,	Y1R2 Reporting Templat		Burke utilizes data	
Eligible	Certified CCBHC by March 31,	Y1R2 Reporting Templat		Burke utilizes data	
Eligible	Certified CCBHC by March 31,	Y2 Corrections Template		Burke utilized data	
Eligible	Certified CCBHC by March 31,	Y1R2 Reporting Templat		SmartCare by Stre:	
Eligible	Certified CCBHC by March 31,	Y1R2 Reporting Templat		SmartCare by Stre:	
Eligible	Certified CCBHC by March 31,	Y1R2 Reporting Templat		SmartCare by Stre:	
Eligible	Certified CCBHC by March 31,	Y1R2 Reporting Templat		SmartCare by Stre:	
Eligible	Certified CCBHC by March 31,	Y1R2 Reporting Templat		SmartCare by Stre:	
Eligible	Certified CCBHC by March 31,	Y1R2 Reporting Templat		Streamline SmartC	
Eligible	Certified CCBHC by March 31,	Y1R2 Reporting Templat		Streamline SmartC	
Eligible	Certified CCBHC by March 31,	Y1R2 Reporting Templat		Streamline SmartC	
Eligible	Certified CCBHC by March 31,	Y1R2 Reporting Templat		We capture and m	We upload Registr
Eligible	Certified CCBHC by March 31,	Y1R2 Reporting Templat		We capture and m	We upload Registr
Eligible	Certified CCBHC by March 31,	Y1R2 Reporting Templat		Streamline SmartC	
Eligible	Certified CCBHC by March 31,	Y1R2 Reporting Templat		The individuals we	
Eligible	Certified CCBHC by March 31,	Y1R2 Reporting Templat		The encounters we	
Eligible	Certified CCBHC by March 31,	Y1R2 Reporting Templat		The encounters we	
Eligible	Certified CCBHC by March 31,	Y1R2 Reporting Templat		When consumers :	Upon discharge of
Eligible	Certified CCBHC by March 31,	Y1R2 Reporting Templat		When consumers :	Upon discharge of
Eligible	Certified CCBHC by March 31,	Y2 Corrections Template	Claims/billing activ	The progress note:	
Eligible	Certified CCBHC by March 31,	Y1R2 Reporting Templat		Data was obtained	
Eligible	Certified CCBHC by March 31,	Y1R2 Reporting Templat		Data was obtained	
Eligible	Certified CCBHC by March 31,	Y1R2 Reporting Templat		Data was obtained	
Eligible	Certified CCBHC by March 31,	Y1R2 Reporting Templat		Data was obtained	
Eligible	Certified CCBHC by March 31,	Y1R2 Reporting Templat		Data was obtained	
Eligible	Certified CCBHC by March 31,	Y1R2 Reporting Templat		Tropical Texas Beh	
Eligible	Certified CCBHC by March 31,	Y1R2 Reporting Templat		Tropical Texas Beh	
Eligible	Certified CCBHC by March 31,	Y1R2 Reporting Templat		Tropical Texas Beh	
Eligible	Certified CCBHC by March 31,	Y1R2 Reporting Templat		Tropical Texas Beh	
Eligible	Certified CCBHC by March 31,	Y1R2 Reporting Templat		Tropical Texas Beh	
Eligible	Certified CCBHC by March 31,	Y1R2 Reporting Templat	We utilize our EHR	We utilize our EHR	
Eligible	Certified CCBHC by March 31,	Y1R2 Reporting Templat	We utilize our EHR	We utilize our EHR	
Eligible	Certified CCBHC by March 31,	Y1R2 Reporting Templat	We utilize our EHR	We utilize our EHR	
Eligible	Certified CCBHC by March 31,	Y1R2 Reporting Templat	We utilize our EHR	We utilize our EHR	
Eligible	Certified CCBHC by March 31,	Y1R2 Reporting Templat	We utilize our EHR	We utilize our EHR	
Eligible	Certified CCBHC by March 31,	Y1R2 Reporting Templat	We utilize our EHR	We utilize our EHR	
Eligible	Certified CCBHC by March 31,	Y1R2 Reporting Templat		Cerner Anasazi	
Eligible	Certified CCBHC by March 31,	Y1R2 Reporting Templat		Cerner Anasazi	
Eligible	Certified CCBHC by March 31,	Y1R2 Reporting Templat		Cerner Anasazi	
Eligible	Certified CCBHC by March 31,	Y1R2 Reporting Templat		Cerner Anasazi	
Eligible	Certified CCBHC by March 31,	Y1R2 Reporting Templat		Cerner Anasazi	
Eligible	Certified CCBHC by March 31,	Y1R2 Reporting Templat		EHR data was usec	
Eligible	Certified CCBHC by March 31,	Y1R2 Reporting Templat		EHR data was usec	
Eligible	Certified CCBHC by March 31,	Y1R2 Reporting Templat		EHR data was usec	
Eligible	Certified CCBHC by March 31,	Y1R2 Reporting Templat		Attribution Model	

[illegible]

[illegible]

[illegible]

Y1R2 Data Source - HIE	Y1R2 Data Source - Registry	Y1R2 Data Source - Chart Review	Y1R2 Data Source - Other	Y1R2 MMC Reported	Y1R2: Sampling Used	Y1R2 All Payer Numer.	Y1R2 All Payer Denom.	Y1R2 All Payer Rate
				Yes	No	2300	3428	0.670945
				Yes	No	5812	5861	0.99164
				Yes	No	9121	9139	0.99803
				Yes	No	50	101	0.49505
				Yes	No	64	101	0.633663
				Yes	No	3944	9963	0.395865
		Currently, SBIRT sc		Yes	No	84	589	0.142615
				Yes	No	5855	7150	0.818881
				Yes	No	267	1054	0.253321
			Border Region's Co	Yes	No	1	1	1
			Border Region's Co	Yes	No	1	1	1
		Border Region cur		Yes	No	287	335	0.856716
				No	No	13	77	0.168831
				No	No	171	387	0.44186
				No	No	666	1050	0.634286
		Records were revie		No	No	23	23	1
		Records were revie		No	No	23	23	1
				No	No	69	204	0.338235
				Yes	No	179	195	0.917949
				Yes	No	397	807	0.491945
				Yes	No	338	452	0.747788
			Texas Health and H	Yes	No	4	6	0.666667
			Texas Health and H	Yes	No	4	6	0.666667
				Yes	No	272	353	0.770538
				Yes	No	928	2480	0.374194
				Yes	No	15	864	0.017361
				Yes	No	767	820	0.935366
		Review of records		Yes	No	8	10	0.8
		Review of records		Yes	No	9	10	0.9
				Yes	No	131	219	0.598174
				Yes	No	0	777	0
				Yes	No	1	339	0.00295
				Yes	No	109	2286	0.047682
				Yes	No	2	3	0.666667
				Yes	No	2	3	0.666667
				Yes	No	91	493	0.184584
				No	No	661	2138	0.309167
				No	No	1059	1439	0.735928
				No	No	9077	12063	0.752466
			Data regarding ho	No	No	345	416	0.829327
Data regarding ho				No	No	378	416	0.908654
				No	No	1540	4589	0.335585
				No	No	5964	10252	0.58174
				No	No	815	2064	0.394864
				No	No	3026	4776	0.633585
				No	No	23	52	0.442308
				No	No	36	52	0.692308
				No	No	6618	17356	0.381309
				No	No	0	1842	0

			No	No	195	386	0.505181
			No	No	1158	1659	0.698011
		Discharge summary	No	No	10	12	0.833333
		Discharge summary	No	No	10	12	0.833333
			No	No	732	3223	0.227118
			Yes	No	479	591	0.810491
			Yes	No	110	1415	0.077739
			Yes	No	470	2621	0.179321
			Yes	No	4	18	0.222222
			Yes	No	4	18	0.222222
			Yes	No	1178	1296	0.908951
			No	No	184	382	0.481675
			No	No	70	172	0.406977
			No	No	312	1152	0.270833
	CARE state mental		No	No	45	88	0.511364
	CARE state mental		No	No	62	88	0.704545
			No	No	1039	3084	0.3369
			Yes	No	115	186	0.61828
			Yes	No	243	260	0.934615
			Yes	No	1512	1559	0.969852
		Patient registry system	Yes	No	5	8	0.625
		Patient registry system	Yes	No	6	8	0.75
			Yes	No	232	773	0.300129
			Yes	Yes	44.9441	1608	0.02795
			Yes	Yes	1058.14	1138	0.929825
			Yes	No	65	247	0.263158
		Our Center received	Yes	No	0	2	0
		Our Center received	Yes	No	1	2	0.5
			Yes	Yes	690.6715	1173	0.588808
		Some data was obtained	No	No	64	66	0.969697
			No	No	6	47	0.12766
			No	No	98	207	0.47343
		We weren't confident	No	No	5	13	0.384615
		We weren't confident	No	No	8	13	0.615385
			No	No	98	391	0.250639
			Yes	No	2758	2861	0.963999
			Yes	No	5528	5625	0.982756
			Yes	No	2249	2424	0.927805
		HHSC's CARE Report	Yes	No	244	299	0.816054
		HHSC's CARE Report	Yes	No	264	299	0.882943
			Yes	No	4651	11526	0.403522
			Yes	No	158	187	0.84492
			Yes	No	81	511	0.158513
			Yes	No	346	467	0.740899
	XFERALL is an electronic		Yes	No	23	38	0.605263
	XFERALL is an electronic		Yes	No	33	38	0.868421
			Yes	No	121	190	0.636842
			Yes	No	1601	1673	0.956964
			Yes	No	1186	1259	0.942017
			Yes	No	1090	1121	0.972346
			Yes	No	35	43	0.813953
			Yes	No	38	43	0.883721
			Yes	No	1079	1127	0.957409
			No	No	311	491	0.633401
			No	No	101	103	0.980583
			No	No	899	917	0.980371
		Discharge and Follow-up	No	No	2	6	0.333333

		Discharge and Foll		No	No	2	6	0.333333
				No	No	842	1037	0.811958
				Yes	No	1580	1985	0.79597
				Yes	No	1775	4118	0.431034
				Yes	No	6102	17127	0.35628
				Yes	No	275	352	0.78125
				Yes	No	291	352	0.826705
				Yes	No	1457	2066	0.705227
				Yes	No	112	125	0.896
				Yes	No	904	1107	0.816621
				Yes	No	996	1143	0.871391
			PermiaCare used c	Yes	No	4	10	0.4
			PermiaCare used c	Yes	No	5	10	0.5
				Yes	No	452	478	0.945607
				Yes	No	95	116	0.818966
				Yes	No	67	87	0.770115
				Yes	No	297	621	0.478261
				Yes	No	12	18	0.666667
				Yes	No	13	18	0.722222
				Yes	No	1177	1908	0.616876
				Yes	No	4	88	0.045455
				Yes	No	2	497	0.004024
				Yes	No	35	259	0.135135
			Enter continuity of	Yes	No	4	7	0.571429
			Utilize the HHSC C	Yes	No	5	7	0.714286
				Yes	No	347	579	0.599309
				Yes	No	7185	7313	0.982497
				Yes	No	1154	2255	0.511752
				Yes	No	912	2588	0.352396
			The Center for Hea	Yes	No	25	49	0.510204
				Yes	No	37	49	0.755102
				Yes	No	4899	7042	0.695683
				Yes	No	63	64	0.984375
				Yes	No	3369	3528	0.954932
				Yes	No	4566	4568	0.999562
				Yes	No	18	20	0.9
				Yes	No	18	20	0.9
				Yes	No	242	344	0.703488
				Yes	No	1764	4404	0.400545
				Yes	No	2382	2760	0.863043
				Yes	No	2505	3301	0.758861
				Yes	No	5	5	1
				Yes	No	5	5	1
				Yes	No	5791	7829	0.739686
				Yes	No	986	1123	0.878005
				Yes	No	939	1244	0.754823
				Yes	No	1247	1270	0.98189
				Yes	No	2	4	0.5
				Yes	No	4	4	1
				Yes	No	4	37	0.108108
				No	No	1150	1358	0.846834
				No	No	3759	9608	0.391236
				No	No	5361	5827	0.920027
				No	No	5	10	0.5
				No	No	6	10	0.6
				No	No	1099	1929	0.569725
				Yes	No	788	1005	0.78408

				Yes	No	331	2569	0.128844
				Yes	No	1123	1202	0.934276
			Lists of hospital ad	Yes	No	3	3	1
			Lists of hospital ad	Yes	No	3	3	1
				Yes	No	752	908	0.828194
		Manual chart audi	MBOW and TMHP	Yes	No	786	842	0.933492
		Manual chart audi	MBOW and TMHP	Yes	No	337	1773	0.190073
		Manual chart audi	MBOW and TMHP	Yes	No	394	489	0.805726
		Manual chart audi	TMHP was checke	Yes	No	2	2	1
		Manual chart audi	TMHP was checke	Yes	No	2	2	1
		Manual chart audi	MBOW and TMHP	Yes	No	2578	2794	0.922691
				No	No	0	905	0
				No	No	44	44	1
				No	No	151	151	1
				No	No	20	21	0.952381
				No	No	21	21	1
				No	No	246	697	0.352941
				Yes	No	1034	1048	0.986641
				Yes	No	1828	1970	0.927919
				Yes	No	2029	2078	0.97642
			LifePath Systems U	Yes	No	8	15	0.533333
			LifePath Systems U	Yes	No	11	15	0.733333
				Yes	No	1883	2035	0.925307
				Yes	No	1462	2238	0.653262
				Yes	No	89	113	0.787611
				Yes	No	752	797	0.943538
			Internal spreadshe	Yes	No	6	7	0.857143
			Internal spreadshe	Yes	No	7	7	1
				Yes	No	258	2652	0.097285
				No	No	340	366	0.928962
				No	No	164	458	0.358079
				No	No	1135	2097	0.541249
				No	No	13	42	0.309524
				No	No	15	42	0.357143
				No	No	1010	1238	0.815832
			Manual TMHP ver	Yes	No	2757	3796	0.726291
		Staff manually loo	Manual TMHP ver	Yes	No	609	1392	0.4375
		Staff manually loo	Staff manually loo	Yes	No	1737	2144	0.810168
			Discharge paperwo	Yes	No	5	14	0.357143
			Discharge paperwo	Yes	No	6	14	0.428571
			Manual TMHP ver	Yes	No	3347	4370	0.765904
				Yes	No	2356	2892	0.814661
				Yes	No	1033	1271	0.812746
				Yes	No	2413	3217	0.750078
				Yes	No	8	12	0.666667
				Yes	No	12	12	1
				Yes	No	3261	4099	0.79556
				Yes	No	1612	1689	0.954411
				Yes	No	722	780	0.925641
				Yes	No	1750	1813	0.965251
				Yes	No	6	9	0.666667
				Yes	No	9	9	1
				Yes	No	288	346	0.83237
				No	No	5316	8051	0.660291
				No	No	2343	2711	0.864257
				No	No	2797	2932	0.953956
			MHMR Tarrant sta	No	No	8	11	0.727273

			MHMR Tarrant sta	No	No	8	11	0.727273
				No	No	6342	10949	0.579231
				No	No	35	111	0.315315
				No	No	72	216	0.333333
				No	No	795	1232	0.645292
				No	No	15	18	0.833333
				No	No	18	18	1
				No	No	268	772	0.34715
				Yes	No	990	1494	0.662651
				Yes	No	426	454	0.938326
				Yes	No	1444	1465	0.985666
				Yes	No	172	459	0.374728
				Yes	No	232	459	0.505447
				Yes	No	880	2274	0.386983

Y1R2 MMC Numer.	Y1R2 MMC Denom.	Y1R2 MMC Rate	Y1R2 All Medicaid/ Other Medicaid Numer.	Y1R2 All Medicaid / Other Medicaid Denom.	Y1R2 All Medicaid/ Other Medicaid Rate	Y1R2 Uninsured Numer.	Y1R2 Uninsured Denom.	Y1R2 Uninsure d Rate	Y1R2 Feedback Status
872	1255	0.694821	202	316	0.639241	1186	1769	0.670435	Accepted
4600	4635	0.992449	81	85	0.952941	650	659	0.986343	Accepted with Feedback
2956	2960	0.998649	564	565	0.99823	5170	5182	0.997684	Accepted
12	28	0.428571	5	7	0.714286	32	64	0.5	Accepted
17	28	0.607143	6	7	0.857143	40	64	0.625	Accepted with Feedback
1505	3617	0.416091	371	922	0.402386	1938	5012	0.386672	Accepted
18	164	0.109756	20	86	0.232558	32	197	0.162437	Accepted
2263	2917	0.775797	33	41	0.804878	1532	2143	0.714886	Accepted
8	40	0.2	10	34	0.294118	241	944	0.255297	Accepted with Feedback
1	1	1	0	0		0	0		Accepted
1	1	1	0	0		0	0		Accepted
23	27	0.851852	14	20	0.7	231	266	0.868421	Accepted with Feedback
			2	18	0.111111	10	50	0.2	Accepted
			97	219	0.442922	34	89	0.382022	Accepted with Feedback
			132	212	0.622642	395	622	0.635048	Accepted with Feedback
			14	14	1	8	8	1	Accepted
			14	14	1	8	8	1	Accepted
			15	48	0.3125	44	131	0.335878	Accepted with Feedback
27	28	0.964286	32	41	0.780488	81	92	0.880435	Accepted
135	332	0.406627	109	210	0.519048	105	198	0.530303	Accepted
44	65	0.676923	18	23	0.782609	268	303	0.884488	Accepted
2	2	1	0	1	0	2	3	0.666667	Accepted
2	2	1	0	1	0	2	3	0.666667	Accepted
23	33	0.69697	61	75	0.813333	127	170	0.747059	Accepted
270	704	0.383523	179	461	0.388286	357	939	0.380192	Accepted
11	669	0.016442	0	25	0	2	71	0.028169	Accepted
190	200	0.95	82	82	1	494	531	0.93032	Accepted
6	6	1	1	2	0.5	0	0		Accepted
6	6	1	2	2	1	0	0		Accepted
27	41	0.658537	3	5	0.6	63	121	0.520661	Accepted
0	146	0	0	15	0	0	326	0	Accepted with Feedback
1	217	0.004608	0	22	0	0	38	0	Accepted with Feedback
15	431	0.034803	7	89	0.078652	58	846	0.068558	Accepted
0	0		0	0		1	2	0.5	Accepted
0	0		0	0		1	2	0.5	Accepted
12	105	0.114286	2	11	0.181818	43	190	0.226316	Accepted with Feedback
			85	250	0.34	423	1418	0.298307	Accepted with Feedback
			447	559	0.799642	529	767	0.6897	Accepted with Feedback
			1158	1534	0.754889	6376	8574	0.743644	Accepted
			62	71	0.873239	228	276	0.826087	Accepted
			66	71	0.929577	250	276	0.905797	Accepted
			208	627	0.331738	1106	3254	0.339889	Accepted with Feedback
			1152	2096	0.549618	3876	6287	0.61651	Accepted
			564	1385	0.40722	160	431	0.37123	Accepted with Feedback
			527	842	0.625891	1951	3043	0.641144	Accepted with Feedback
			3	5	0.6	13	37	0.351351	Accepted
			4	5	0.8	24	37	0.648649	Accepted
			1768	4122	0.428918	4422	11755	0.37618	Accepted
			0	565	0	0	1277	0	Accepted

			174	337	0.51632	21	49	0.428571	Accepted
			483	683	0.707174	675	976	0.691598	Accepted
			6	8	0.75	4	4	1	Accepted
			6	8	0.75	4	4	1	Accepted
			361	1477	0.244414	371	1746	0.212486	Accepted
84	104	0.807692	51	76	0.671053	255	291	0.876289	Accepted
85	1089	0.078053	0	17	0	19	166	0.114458	Accepted
88	531	0.165725	20	232	0.086207	302	1488	0.202957	Accepted with Feedback
0	4	0	1	2	0.5	3	11	0.272727	Accepted
0	4	0	1	2	0.5	3	11	0.272727	Accepted
217	237	0.915612	156	172	0.906977	595	648	0.91821	Accepted
			69	140	0.492857	73	162	0.450617	Accepted with Feedback
			40	109	0.366972	17	32	0.53125	Accepted
			82	358	0.22905	192	576	0.333333	Accepted
			22	39	0.564103	21	42	0.5	Accepted
			30	39	0.769231	28	42	0.666667	Accepted
			330	1007	0.327706	494	1498	0.329773	Accepted
10	38	0.263158	3	10	0.3	90	109	0.825688	Accepted
158	166	0.951807	16	40	0.4	33	38	0.868421	Accepted
285	298	0.956376	58	59	0.983051	943	967	0.975181	Accepted
2	2	1	0	0		3	6	0.5	Accepted
2	2	1	0	0		4	6	0.666667	Accepted
63	173	0.364162	12	48	0.25	113	445	0.253933	Accepted
27.2264	481	0.056604	0	130	0	28.75962	997	0.028846	Accepted with Feedback
934.688	997	0.9375	69.23077	90	0.769231	51	51	1	Accepted
12	36	0.333333	6	25	0.24	47	180	0.261111	Accepted with Feedback
0	1	0	0	1	0	0	0		Accepted
0	1	0	1	1	1	0	0		Accepted
121.579	220	0.552632	183.2762	283	0.647619	358.3043	670	0.534783	Accepted
			17	17	1	35	36	0.972222	Accepted
			5	42	0.119048	1	5	0.2	Accepted with Feedback
			24	52	0.461538	65	138	0.471014	Accepted with Feedback
			2	4	0.5	3	9	0.333333	Accepted
			4	4	1	4	9	0.444444	Accepted
			20	95	0.210526	68	241	0.282158	Accepted with Feedback
752	775	0.970323	274	280	0.978571	1538	1606	0.957659	Accepted
4352	4393	0.990667	154	157	0.980892	637	684	0.931287	Accepted with Feedback
810	843	0.960854	243	251	0.968127	1030	1154	0.892548	Accepted
46	57	0.807018	25	31	0.806452	162	199	0.81407	Accepted
51	57	0.894737	27	31	0.870968	174	199	0.874372	Accepted
1470	3801	0.38674	504	1325	0.380377	2256	5358	0.421053	Accepted
38	50	0.76	0	0		58	66	0.878788	Accepted with Feedback
62	392	0.158163	0	0		10	83	0.120482	Accepted
74	100	0.74	0	0		209	273	0.765568	Accepted
4	6	0.666667	0	0		10	16	0.625	Accepted
6	6	1	0	0		14	16	0.875	Accepted
29	50	0.58	0	0		46	65	0.707692	Accepted with Feedback
533	554	0.962094	68	70	0.971429	525	553	0.949367	Accepted
641	684	0.937135	100	102	0.980392	312	330	0.945455	Accepted
130	134	0.970149	26	26	1	723	739	0.978349	Accepted
6	7	0.857143	7	10	0.7	17	21	0.809524	Accepted
6	7	0.857143	8	10	0.8	19	21	0.904762	Accepted
348	367	0.948229	55	56	0.982143	237	251	0.944223	Accepted
			109	180	0.605556	132	207	0.637681	Accepted
			84	86	0.976744	8	8	1	Accepted with Feedback
			350	359	0.97493	465	473	0.983087	Accepted with Feedback
			1	2	0.5	1	4	0.25	Accepted

			1	2	0.5	1	4	0.25	Accepted
			302	372	0.811828	384	490	0.783673	Accepted with Feedback
221	280	0.789286	284	371	0.765499	413	521	0.792706	Accepted with Feedback
1397	3204	0.436017	22	46	0.478261	108	271	0.398524	Accepted
744	2424	0.306931	1062	3502	0.303255	3232	7647	0.422649	Accepted
28	33	0.848485	30	35	0.857143	177	237	0.746835	Accepted
31	33	0.939394	34	35	0.971429	182	237	0.767932	Accepted
227	291	0.780069	302	372	0.811828	383	475	0.806316	Accepted with Feedback
23	27	0.851852	9	10	0.9	61	67	0.910448	Accepted
495	593	0.834739	13	16	0.8125	217	281	0.772242	Accepted
165	183	0.901639	112	122	0.918033	498	588	0.846939	Accepted
0	0		1	4	0.25	3	6	0.5	Accepted
0	0		1	4	0.25	4	6	0.666667	Accepted
93	103	0.902913	71	72	0.986111	186	200	0.93	Accepted with Feedback
18	23	0.782609	7	13	0.538462	70	80	0.875	Accepted
24	35	0.685714	20	25	0.8	23	27	0.851852	Accepted with Feedback
24	46	0.521739	26	45	0.577778	246	527	0.466793	Accepted
2	2	1	2	3	0.666667	8	13	0.615385	Accepted
2	2	1	2	3	0.666667	9	13	0.692308	Accepted
143	213	0.671362	219	300	0.73	813	1388	0.585735	Accepted
0	16	0	1	11	0.090909	3	26	0.115385	Accepted with Feedback
2	291	0.006873	0	14	0	0	78	0	Accepted
9	43	0.209302	8	35	0.228571	11	136	0.080882	Accepted with Feedback
0	2	0	0	0		3	4	0.75	Accepted
0	2	0	0	0		4	4	1	Accepted
79	114	0.692982	51	89	0.573034	90	189	0.47619	Accepted
1334	1386	0.962482	1663	1686	0.986358	3329	3377	0.985786	Accepted with Feedback
841	1696	0.495873	90	160	0.5625	47	92	0.51087	Accepted with Feedback
167	464	0.359914	185	478	0.387029	449	1332	0.337087	Accepted
2	4	0.5	12	18	0.666667	10	20	0.5	Accepted
3	4	0.75	15	18	0.833333	15	20	0.75	Accepted
1053	1500	0.702	1140	1570	0.726115	2075	3108	0.667632	Accepted
6	6	1	6	6	1	40	40	1	Accepted
1834	1935	0.947804	66	71	0.929577	480	509	0.943026	Accepted
765	765	1	110	110	1	2214	2216	0.999097	Accepted
6	7	0.857143	2	2	1	8	8	1	Accepted with Feedback
6	7	0.857143	2	2	1	8	8	1	Accepted with Feedback
41	56	0.732143	15	23	0.652174	114	164	0.695122	Accepted
429	1048	0.409351	342	827	0.413543	448	1002	0.447106	Accepted with Feedback
1396	1601	0.871955	501	600	0.835	254	295	0.861017	Accepted
446	596	0.748322	335	445	0.752809	890	1133	0.785525	Accepted with Feedback
2	2	1	1	1	1	2	2	1	Accepted with Feedback
2	2	1	1	1	1	2	2	1	Accepted with Feedback
1383	1864	0.741953	987	1415	0.697527	1358	1886	0.720042	Accepted
245	281	0.871886	151	160	0.94375	404	468	0.863248	Accepted
677	896	0.75558	32	43	0.744186	81	93	0.870968	Accepted
209	214	0.976636	71	71	1	742	758	0.978892	Accepted
0	0		0	1	0	1	1	1	Accepted
0	0		1	1	1	1	1	1	Accepted
1	11	0.090909	1	6	0.166667	1	15	0.066667	Accepted
			351	387	0.906977	452	570	0.792982	Accepted with Feedback
			2694	6986	0.385628	342	895	0.382123	Accepted
			1143	1271	0.899292	3051	3299	0.924826	Accepted
			2	4	0.5	3	6	0.5	Accepted
			3	4	0.75	3	6	0.5	Accepted
			366	592	0.618243	380	779	0.487805	Accepted
136	162	0.839506	126	155	0.812903	340	467	0.728051	Accepted

156	1089	0.143251	92	712	0.129213	83	767	0.108214	Accepted
123	131	0.938931	229	246	0.930894	451	483	0.933747	Accepted with Feedback
1	1	1	0	0		2	2	1	Accepted
1	1	1	0	0		2	2	1	Accepted
115	140	0.821429	146	170	0.858824	293	361	0.811634	Accepted with Feedback
144	150	0.96	21	22	0.954545	489	534	0.91573	Accepted
219	1082	0.202403	17	104	0.163462	78	424	0.183962	Accepted
78	91	0.857143	4	7	0.571429	254	320	0.79375	Accepted
1	1	1	0	0		1	1	1	Accepted
1	1	1	0	0		1	1	1	Accepted
597	643	0.92846	42	45	0.933333	1523	1688	0.902251	Accepted
			0	440	0	0	465	0	Accepted with Feedback
			28	28	1	16	16	1	Accepted with Feedback
			52	52	1	99	99	1	Accepted
			16	16	1	4	5	0.8	Accepted
			16	16	1	5	5	1	Accepted
			103	248	0.415323	143	449	0.318486	Accepted
238	238	1	49	50	0.98	646	656	0.984756	Accepted
976	1037	0.941176	66	74	0.891892	459	513	0.894737	Accepted
267	277	0.963899	16	16	1	1520	1554	0.978121	Accepted
2	4	0.5	2	2	1	3	6	0.5	Accepted
3	4	0.75	2	2	1	4	6	0.666667	Accepted
363	374	0.970588	78	82	0.95122	1162	1247	0.931836	Accepted
557	692	0.804913	103	123	0.837398	802	1423	0.563598	Accepted with Feedback
71	88	0.806818	6	7	0.857143	11	17	0.647059	Accepted
322	342	0.94152	80	84	0.952381	346	366	0.945355	Accepted
3	3	1	0	0		1	1	1	Accepted
3	3	1	0	0		1	1	1	Accepted
122	1192	0.102349	42	357	0.117647	94	1043	0.090125	Accepted with Feedback
			113	119	0.94958	225	245	0.918367	Accepted with Feedback
			89	302	0.294702	43	69	0.623188	Accepted with Feedback
			253	474	0.533755	837	1528	0.547775	Accepted
			6	8	0.75	7	18	0.388889	Accepted
			6	8	0.75	9	18	0.5	Accepted
			275	314	0.875796	718	902	0.796009	Accepted with Feedback
631	927	0.68069	44	59	0.745763	1356	1771	0.765669	Accepted
380	903	0.420819	4	7	0.571429	93	192	0.484375	Accepted
255	309	0.825243	16	19	0.842105	1075	1344	0.799851	Accepted
3	6	0.5	0	1	0	2	6	0.333333	Accepted
4	6	0.666667	0	1	0	2	6	0.333333	Accepted
824	1045	0.788517	50	64	0.78125	1558	2131	0.731112	Accepted
650	805	0.807453	294	416	0.706731	1269	1481	0.856853	Accepted with Feedback
506	643	0.786936	10	13	0.769231	385	443	0.869074	Accepted
293	414	0.707729	137	192	0.713542	1762	2275	0.774505	Accepted
1	1	1	0	0		6	10	0.6	Accepted
1	1	1	0	0		10	10	1	Accepted
887	1072	0.827425	449	552	0.813406	1714	2194	0.781222	Accepted
388	409	0.948655	181	190	0.952632	592	635	0.932283	Accepted
565	604	0.93543	6	6	1	68	68	1	Accepted
295	305	0.967213	207	214	0.96729	802	824	0.973301	Accepted
1	1	1	2	2	1	3	5	0.6	Accepted
1	1	1	2	2	1	5	5	1	Accepted
55	72	0.763889	54	65	0.830769	109	129	0.844961	Accepted
			2427	2705	0.897227	1833	4179	0.438622	Accepted
			1687	1946	0.866906	308	368	0.836957	Accepted
			689	710	0.970423	1307	1404	0.930912	Accepted
0	0		0	0		8	11	0.727273	Accepted

0	0		0	0		8	11	0.727273	Accepted
			2955	3917	0.754404	2095	5468	0.383138	Accepted
			13	50	0.26	16	44	0.363636	Accepted
			50	144	0.347222	11	45	0.244444	Accepted with Feedback
			287	413	0.694915	336	619	0.542811	Accepted
			4	5	0.8	7	10	0.7	Accepted
			5	5	1	10	10	1	Accepted
			87	283	0.30742	146	379	0.385224	Accepted
179	263	0.680608	99	150	0.66	403	591	0.681895	Accepted
152	158	0.962025	150	168	0.892857	91	92	0.98913	Accepted
152	155	0.980645	201	201	1	798	811	0.98397	Accepted
19	54	0.351852	21	54	0.388889	80	186	0.430108	Accepted
28	54	0.518519	27	54	0.5	101	186	0.543011	Accepted
143	379	0.377309	96	253	0.379447	391	998	0.391784	Accepted

k

k

k

k

k

k

k

k

k

k

k

k

k

k

k

k

k

k

k

k

k

k

k

k

k

k

k

k
k

k

k
k

k
k

k
k

k
k

k

k
k
k

k

k

k

k

k

k

k

k

k

k

k

Data includes reporting though Y1 Corrections period

Unique Measure ID	Provider ID	TPI	NPI	Provider Name	SDA	Program Component	Measure ID
B1023239886_B1-145	B1023239886	751285603	1023239886	METROCARE SERVICES	Dallas	B1	B1-145
B1124060173_B1-145	B1124060173	121989104	1124060173	BORDER REGION MHC	Hidalgo	B1	B1-145
B1134188139_B1-145	B1134188139	127378105	1134188139	TEXAS PANHANDLE	Lubbock	B1	B1-145
B1154348514_B1-145	B1154348514	130725806	1154348514	WEST TEXAS CENTER	MRSA West	B1	B1-145
B1154411262_B1-145	B1154411262	121990905	1154411262	CAMINO REAL COMM	Bexar	B1	B1-145
B1164479192_B1-145	B1164479192	109483102	1164479192	MHMR SERVICES FOR	MRSA West	B1	B1-145
B1205802170_B1-145	B1205802170	751281410	1205802170	ANDREWS CENTER	MRSA North	B1	B1-145
B1346293156_B1-145	B1346293156	113180706	1346293156	THE HARRIS CENTER	Harris	B1	B1-145
B1356310585_B1-145	B1356310585	081771001	1356310585	CENTRAL COUNTIES	MRSA Central	B1	B1-145
B1396792420_B1-145	B1396792420	136367307	1396792420	BURKE CENTER	MRSA North	B1	B1-145
B1457479511_B1-145	B1457479511	127373205	1457479511	HELEN FARABEE CENTER	MRSA West	B1	B1-145
B1467434399_B1-145	B1467434399	135254407	1467434399	GULF BEND MHMR	Nueces	B1	B1-145
B1467463042_B1-145	B1467463042	138305102	1467463042	NUECES COUNTY MH	Nueces	B1	B1-145
B1578551347_B1-145	B1578551347	135234606	1578551347	DENTON COUNTY MH	Tarrant	B1	B1-145
B1588643787_B1-145	B1588643787	138708613	1588643787	TROPICAL TEXAS BE	Hidalgo	B1	B1-145
B1619196169_B1-145	B1619196169	133339507	1619196169	CENTER FOR LIFE RE	MRSA West	B1	B1-145
B1639232002_B1-145	B1639232002	137921608	1639232002	COMMUNITY HEALTH	MRSA North	B1	B1-145
B1639399132_B1-145	B1639399132	084859002	1639399132	HEART OF TEXAS RE	MRSA Central	B1	B1-145
B1649345869_B1-145	B1649345869	127376506	1649345869	EMERGENCE HEALTH	El Paso	B1	B1-145
B1649442310_B1-145	B1649442310	138364813	1649442310	PERMIAN BASIN CO	MRSA West	B1	B1-145
B1699741975_B1-145	B1699741975	133338707	1699741975	BETTY HARDWICK C	MRSA West	B1	B1-145
B1710015201_B1-145	B1710015201	111411803	1710015201	ACCESS	MRSA North	B1	B1-145
B1730134586_B1-145	B1730134586	137251808	1730134586	THE CENTER FOR HI	Bexar	B1	B1-145
B1730135864_B1-145	B1730135864	126844305	1730135864	BLUEBONNET TRAIL	Travis	B1	B1-145
B1750337259_B1-145	B1750337259	133542405	1750337259	INTEGRAL CARE	Travis	B1	B1-145
B1801939541_B1-145	B1801939541	135222109	1801939541	THE GULF COAST CE	Harris	B1	B1-145
B1841304201_B1-145	B1841304201	133340307	1841304201	HILL COUNTRY COM	MRSA West	B1	B1-145
B1851309462_B1-145	B1851309462	084434201	1851309462	TEXOMA COMMUN	MRSA West	B1	B1-145
B1851333074_B1-145	B1851333074	081844501	1851333074	TRI-COUNTY BEHAV	Harris	B1	B1-145
B1861589772_B1-145	B1861589772	127374005	1861589772	CENTRAL PLAINS CE	Lubbock	B1	B1-145
B1871576835_B1-145	B1871576835	084001901	1871576835	LIFEPATH SYSTEMS	Dallas	B1	B1-145
B1881621225_B1-145	B1881621225	136366507	1881621225	MHMRA OF BRAZOS	MRSA Central	B1	B1-145
B1881752715_B1-145	B1881752715	121988304	1881752715	LAKES REGIONAL CO	Dallas	B1	B1-145
B1891915708_B1-145	B1891915708	130724106	1891915708	PECAN VALLEY MH	Tarrant	B1	B1-145
B1912954058_B1-145	B1912954058	081522701	1912954058	TEXANA CENTER	Harris	B1	B1-145
B1952357550_B1-145	B1952357550	096166602	1952357550	SPINDLETOP MHMF	Jefferson	B1	B1-145
B1952423782_B1-145	B1952423782	081599501	1952423782	MHMR OF TARRANT	Tarrant	B1	B1-145
B1962552109_B1-145	B1962552109	080368601	1962552109	COASTAL PLAINS CC	Nueces	B1	B1-145
B1992708705_B1-145	B1992708705	084897001	1992708705	STARCARE SPECIALT	Lubbock	B1	B1-145

Y1R2: 1) As of March 31, 2022, does your organization have CCBHC certification?	Y1R2: 2) Is your organization planning to maintain certification after initial certification expires?	Y1R2: 3) Why is your organization not planning to maintain certification after initial certification expires?	Y1R2: 4) Describe why your organization is not planning to seek CCBHC certification.	Y1R2: To what extent are implementation decisions influenced by DPP BHS participation?
Yes	Yes			Strongly influenced
Yes	Yes			Not influenced
Yes	Yes			Somewhat influenced
Yes	Yes			Strongly influenced
Yes	Yes			Somewhat influenced
Yes	Yes			Somewhat influenced
Yes	Yes			Somewhat influenced
Yes	Yes			Strongly influenced
Yes	Yes			Not influenced
Yes	Yes			Somewhat influenced
Yes	Yes			Somewhat influenced
Yes	Yes			Strongly influenced
Yes	Yes			Somewhat influenced
Yes	Yes			Somewhat influenced
Yes	Yes			Strongly influenced
Yes	Yes			Not influenced
Yes	Yes			Somewhat influenced
Yes	Yes			Strongly influenced
Yes	Yes			Somewhat influenced
Yes	Yes			Strongly influenced
Yes	Yes			Somewhat influenced
Yes	Yes			Strongly influenced
Yes	Yes			Strongly influenced
Yes	Yes			Strongly influenced
Yes	Yes			Strongly influenced
Yes	Yes			Somewhat influenced
Yes	Yes			Strongly influenced
Yes	Yes			Strongly influenced
Yes	Yes			Not influenced
Yes	Yes			Somewhat influenced
Yes	Yes			Strongly influenced
Yes	Yes			Somewhat influenced
Yes	Yes			Strongly influenced
Yes	Yes			Strongly influenced
Yes	Yes			Not influenced
Yes	Yes			Somewhat influenced
Yes	Yes			Strongly influenced

**Y1R2 Feedback
Status**

Accepted

Accepted

Accepted

Accepted

Accepted

Accepted

Accepted

Accepted

Accepted

Accepted

Accepted

Accepted

Accepted

Accepted

Accepted

Accepted

Accepted

Accepted

Accepted

Accepted

Accepted

Accepted

Accepted

Accepted

Accepted

Accepted

Accepted

Accepted

Accepted

Accepted

Accepted

Accepted

Accepted

Accepted

Accepted

Accepted

Accepted

Accepted

Accepted

Data includes reporting though Y1 Corrections period

Unique Measure ID	Provider ID	TPI	NPI	Provider Name	SDA	Program Component	Measure ID	Measure Name
B1023239886_B1-146	B1023239886	751285603	1023239886	METROCARE SE	Dallas	B1	B1-146	Provide patient
B1124060173_B1-146	B1124060173	121989104	1124060173	BORDER REGIONAL	Hidalgo	B1	B1-146	Provide patient
B1134188139_B1-146	B1134188139	127378105	1134188139	TEXAS PANHANDLE	Lubbock	B1	B1-146	Provide patient
B1154348514_B1-146	B1154348514	130725806	1154348514	WEST TEXAS CENTER	MRSA West	B1	B1-146	Provide patient
B1154411262_B1-146	B1154411262	121990905	1154411262	CAMINO REAL CENTER	Bexar	B1	B1-146	Provide patient
B1164479192_B1-146	B1164479192	109483102	1164479192	MHMR SERVICE	MRSA West	B1	B1-146	Provide patient
B1205802170_B1-146	B1205802170	751281410	1205802170	ANDREWS CENTER	MRSA North	B1	B1-146	Provide patient
B1346293156_B1-146	B1346293156	113180706	1346293156	THE HARRIS CENTER	Harris	B1	B1-146	Provide patient
B1356310585_B1-146	B1356310585	081771001	1356310585	CENTRAL COUNTY	MRSA Central	B1	B1-146	Provide patient
B1396792420_B1-146	B1396792420	136367307	1396792420	BURKE CENTER	MRSA North	B1	B1-146	Provide patient
B1457479511_B1-146	B1457479511	127373205	1457479511	HELEN FARABEE	MRSA West	B1	B1-146	Provide patient
B1467434399_B1-146	B1467434399	135254407	1467434399	GULF BEND MH	Nueces	B1	B1-146	Provide patient
B1467463042_B1-146	B1467463042	138305102	1467463042	NUECES COUNTY	Nueces	B1	B1-146	Provide patient
B1578551347_B1-146	B1578551347	135234606	1578551347	DENTON COUNTY	Tarrant	B1	B1-146	Provide patient
B1588643787_B1-146	B1588643787	138708613	1588643787	TROPICAL TEXAS	Hidalgo	B1	B1-146	Provide patient
B1619196169_B1-146	B1619196169	133339507	1619196169	CENTER FOR LIFE	MRSA West	B1	B1-146	Provide patient
B1639232002_B1-146	B1639232002	137921608	1639232002	COMMUNITY HEALTH	MRSA North	B1	B1-146	Provide patient
B1639399132_B1-146	B1639399132	084859002	1639399132	HEART OF TEXAS	MRSA Central	B1	B1-146	Provide patient
B1649345869_B1-146	B1649345869	127376506	1649345869	EMERGENCE HEALTH	El Paso	B1	B1-146	Provide patient
B1649442310_B1-146	B1649442310	138364813	1649442310	PERMIAN BASIN	MRSA West	B1	B1-146	Provide patient
B1699741975_B1-146	B1699741975	133338707	1699741975	BETTY HARDWICK	MRSA West	B1	B1-146	Provide patient
B1710015201_B1-146	B1710015201	111411803	1710015201	ACCESS	MRSA North	B1	B1-146	Provide patient
B1730134586_B1-146	B1730134586	137251808	1730134586	THE CENTER FOR	Bexar	B1	B1-146	Provide patient
B1730135864_B1-146	B1730135864	126844305	1730135864	BLUEBONNET TR	Travis	B1	B1-146	Provide patient
B1750337259_B1-146	B1750337259	133542405	1750337259	INTEGRAL CARE	Travis	B1	B1-146	Provide patient
B1801939541_B1-146	B1801939541	135222109	1801939541	THE GULF COAST	Harris	B1	B1-146	Provide patient
B1841304201_B1-146	B1841304201	133340307	1841304201	HILL COUNTRY CENTER	MRSA West	B1	B1-146	Provide patient
B1851309462_B1-146	B1851309462	084434201	1851309462	TEXOMA COMMUNITY	MRSA West	B1	B1-146	Provide patient
B1851333074_B1-146	B1851333074	081844501	1851333074	TRI-COUNTY BE	Harris	B1	B1-146	Provide patient
B1861589772_B1-146	B1861589772	127374005	1861589772	CENTRAL PLAIN	Lubbock	B1	B1-146	Provide patient
B1871576835_B1-146	B1871576835	084001901	1871576835	LIFEPATH SYSTEM	Dallas	B1	B1-146	Provide patient
B1881621225_B1-146	B1881621225	136366507	1881621225	MHMRA OF BRA	MRSA Central	B1	B1-146	Provide patient
B1881752715_B1-146	B1881752715	121988304	1881752715	LAKES REGIONAL	Dallas	B1	B1-146	Provide patient
B1891915708_B1-146	B1891915708	130724106	1891915708	PECAN VALLEY H	Tarrant	B1	B1-146	Provide patient
B1912954058_B1-146	B1912954058	081522701	1912954058	TEXANA CENTER	Harris	B1	B1-146	Provide patient
B1952357550_B1-146	B1952357550	096166602	1952357550	SPINDLETOP MH	Jefferson	B1	B1-146	Provide patient
B1952423782_B1-146	B1952423782	081599501	1952423782	MHMR OF TARRANT	Tarrant	B1	B1-146	Provide patient
B1962552109_B1-146	B1962552109	080368601	1962552109	COASTAL PLAIN	Nueces	B1	B1-146	Provide patient
B1992708705_B1-146	B1992708705	084897001	1992708705	STARCARE SPEC	Lubbock	B1	B1-146	Provide patient

[illegible]

Y1R2: 2) Please indicate whether or not your organization uses the remote: 2a) Telehealth for patient appointments using audio and video?	Y1R2: 2) Please indicate whether or not your organization uses the remote: 2b) An internet-based client portal for assessment collection, remote health monitoring, or screenings?	Y1R2: 2) Please indicate whether or not your organization uses the remote: 2c) An internet-based app for assessment collection, remote health monitoring, or screenings?	Y1R2: 3) Describe your organizations current or planned use of telehealth using audio and video, client portals, and apps for the provision of services such as telehealth, assessment collection and remote health monitoring/screening.
Yes	No	No	Metrocare provides telehealth u
Yes	No	No	Border Region currently utilizes t
Yes	No	No	Texas Panhandle Center (TPC) ut
Yes	Yes	No	West Texas Centers currently uti
Yes	No	No	We currently use telehealth for t
Yes	No	No	MHMR Concho Valley currently i
Yes	No	Yes	Andrews Center utilizes teleheal
Yes	Yes	Yes	We have implemented our teleh
Yes	No	No	Telemedicine and audio/video t
Yes	No	No	Burke has provided telehealth se
Yes	No	No	Helen Farabee Centers has been
Yes	No	No	GBC as a CCBHC expanded servic
No	Yes	Yes	We currently use telehealth audi
Yes	No	No	We currently use telehealth usin
Yes	No	No	Tropical Texas Behavioral Health
Yes	No	No	We will continue to provide tele
Yes	No	No	No changes have been made sinc
Yes	No	No	This organizaton provided health
Yes	Yes	Yes	The provider is currently using D
Yes	No	No	PermiaCare has been using teleh
Yes	Yes	No	Our center has been utilizing tele
Yes	No	No	We currently have the capability
Yes	No	No	The Center for Health Care Servi
Yes	No	No	BTCS has a long history of provid
Yes	Yes	No	Throughout the 2021 reporting p
Yes	No	No	Since January 1, 2021, the Gulf C
Yes	No	Yes	HCMHDD has consistently provid
Yes	No	No	TCC uses SecureVideo for teleme
Yes	No	No	Currently we utilize Telehealth, b
Yes	No	Yes	We currently utilize the Streamli
Yes	No	No	LifePath Systems is currently ass
Yes	No	No	We currently use teleheath for c
Yes	No	No	Utilize telemedicine and teleheal
Yes	Yes	No	Pecan Valley Centers currently u
Yes	No	No	For the period 01/01/21 to 12/3
Yes	No	No	Spindletop currently provides tel
Yes	No	No	In January 2021, we rolled out a
Yes	No	No	Our Center has been utilizing app
Yes	No	No	StarCare Specialty Health System

Y1R2: 4) Describe why your organization is not planning to use telehealth using audio and video, client portals, and apps for the provision of services such as telehealth, assessment collection and remote health monitoring/screening.	Y1R2: To what extent are implementation decisions influenced by DPP BHS participation?	Y1R2 Feedback Status
sing audio and video to individ	Not influenced	Accepted
telehealth services to improve	Strongly influenced	Accepted
utilizes telehealth, audio and vid	Somewhat influenced	Accepted
utilizes telehealth services to pro	Strongly influenced	Accepted
the majority of adult and all of	Strongly influenced	Accepted
utilizes a total of four telemedi	Somewhat influenced	Accepted
th to offer initial assessments,	Somewhat influenced	Accepted
health program pre-COVID base	Somewhat influenced	Accepted
telehealth services are utilized	Somewhat influenced	Accepted
services for our individuals serve	Somewhat influenced	Accepted
providing virtual behavioral he	Not influenced	Accepted
ces through the use of teleheal	Strongly influenced	Accepted
io and video in all of our clinics	Somewhat influenced	Accepted
g audio and video conferencin	Not influenced	Accepted
began use of telemedicine/tele	Somewhat influenced	Accepted
health services where the need	Not influenced	Accepted
ce the January submission. Co	Not influenced	Accepted
ncare services via video for mai	Strongly influenced	Accepted
oxy Me and Microsoft Teams a	Somewhat influenced	Accepted
health psychiatric services using	Strongly influenced	Accepted
telehealth services and plan on cc	Somewhat influenced	Accepted
and are utilizing the use of au	Somewhat influenced	Accepted
ces (CHCS) has been using a co	Somewhat influenced	Accepted
ling telehealth services, and we	Strongly influenced	Accepted
period, Integral Care used remc	Somewhat influenced	Accepted
oast Center (GCC) has utilized	Somewhat influenced	Accepted
ded telehealth services for bot	Strongly influenced	Accepted
edicine services for any patient	Somewhat influenced	Accepted
both audio and video, in servic	Somewhat influenced	Accepted
ne SmartCare EHR to collect cl	Strongly influenced	Accepted
essing implementation of a cli	Not influenced	Accepted
diagnostic intake, counseling, a	Somewhat influenced	Accepted
lth services to provide consulta	Strongly influenced	Accepted
ses the local EHR SmartCare ar	Not influenced	Accepted
1/21, Texana Center Behavior	Strongly influenced	Accepted
lehealth services to our clients.	Strongly influenced	Accepted
new telehealth platform, Doxy	Not influenced	Accepted
proved telehealth audio service	Somewhat influenced	Accepted
n (StarCare) uses audio and vid	Strongly influenced	Accepted

Data includes reporting though Y1 Corrections period

Unique Measure ID	Provider ID	TPI	NPI	Provider Name	SDA	Program Component	Measure ID	Measure Name
B1023239886_B1-147	B1023239886	751285603	1023239886	METROCARE	Dallas	B1	B1-147	Provide integrated phys
B1124060173_B1-147	B1124060173	121989104	1124060173	BORDER REG	Hidalgo	B1	B1-147	Provide integrated phys
B1134188139_B1-147	B1134188139	127378105	1134188139	TEXAS PANH	Lubbock	B1	B1-147	Provide integrated phys
B1154348514_B1-147	B1154348514	130725806	1154348514	WEST TEXAS	MRSA West	B1	B1-147	Provide integrated phys
B1154411262_B1-147	B1154411262	121990905	1154411262	CAMINO REA	Bexar	B1	B1-147	Provide integrated phys
B1164479192_B1-147	B1164479192	109483102	1164479192	MHMR SERV	MRSA West	B1	B1-147	Provide integrated phys
B1205802170_B1-147	B1205802170	751281410	1205802170	ANDREWS CE	MRSA North	B1	B1-147	Provide integrated phys
B1346293156_B1-147	B1346293156	113180706	1346293156	THE HARRIS C	Harris	B1	B1-147	Provide integrated phys
B1356310585_B1-147	B1356310585	081771001	1356310585	CENTRAL CO	MRSA Centra	B1	B1-147	Provide integrated phys
B1396792420_B1-147	B1396792420	136367307	1396792420	BURKE CENT	MRSA North	B1	B1-147	Provide integrated phys
B1457479511_B1-147	B1457479511	127373205	1457479511	HELEN FARAI	MRSA West	B1	B1-147	Provide integrated phys
B1467434399_B1-147	B1467434399	135254407	1467434399	GULF BEND M	Nueces	B1	B1-147	Provide integrated phys
B1467463042_B1-147	B1467463042	138305102	1467463042	NUECES COU	Nueces	B1	B1-147	Provide integrated phys
B1578551347_B1-147	B1578551347	135234606	1578551347	DENTON COU	Tarrant	B1	B1-147	Provide integrated phys
B1588643787_B1-147	B1588643787	138708613	1588643787	TROPICAL TE	Hidalgo	B1	B1-147	Provide integrated phys
B1619196169_B1-147	B1619196169	133339507	1619196169	CENTER FOR	MRSA West	B1	B1-147	Provide integrated phys
B1639232002_B1-147	B1639232002	137921608	1639232002	COMMUNITY	MRSA North	B1	B1-147	Provide integrated phys
B1639399132_B1-147	B1639399132	084859002	1639399132	HEART OF TE	MRSA Centra	B1	B1-147	Provide integrated phys
B1649345869_B1-147	B1649345869	127376506	1649345869	EMERGENCE	El Paso	B1	B1-147	Provide integrated phys
B1649442310_B1-147	B1649442310	138364813	1649442310	PERMIAN BA	MRSA West	B1	B1-147	Provide integrated phys
B1699741975_B1-147	B1699741975	133338707	1699741975	BETTY HARD	MRSA West	B1	B1-147	Provide integrated phys
B1710015201_B1-147	B1710015201	111411803	1710015201	ACCESS	MRSA North	B1	B1-147	Provide integrated phys
B1730134586_B1-147	B1730134586	137251808	1730134586	THE CENTER	Bexar	B1	B1-147	Provide integrated phys
B1730135864_B1-147	B1730135864	126844305	1730135864	BLUEBONNE	Travis	B1	B1-147	Provide integrated phys
B1750337259_B1-147	B1750337259	133542405	1750337259	INTEGRAL CA	Travis	B1	B1-147	Provide integrated phys
B1801939541_B1-147	B1801939541	135222109	1801939541	THE GULF CC	Harris	B1	B1-147	Provide integrated phys
B1841304201_B1-147	B1841304201	133340307	1841304201	HILL COUNT	MRSA West	B1	B1-147	Provide integrated phys
B1851309462_B1-147	B1851309462	084434201	1851309462	TEXOMA CO	MRSA West	B1	B1-147	Provide integrated phys
B1851333074_B1-147	B1851333074	081844501	1851333074	TRI-COUNTY	Harris	B1	B1-147	Provide integrated phys
B1861589772_B1-147	B1861589772	127374005	1861589772	CENTRAL PLA	Lubbock	B1	B1-147	Provide integrated phys
B1871576835_B1-147	B1871576835	084001901	1871576835	LIFEPATH SY	Dallas	B1	B1-147	Provide integrated phys
B1881621225_B1-147	B1881621225	136366507	1881621225	MHMRA OF	MRSA Centra	B1	B1-147	Provide integrated phys
B1881752715_B1-147	B1881752715	121988304	1881752715	LAKES REGIO	Dallas	B1	B1-147	Provide integrated phys
B1891915708_B1-147	B1891915708	130724106	1891915708	PECAN VALLE	Tarrant	B1	B1-147	Provide integrated phys
B1912954058_B1-147	B1912954058	081522701	1912954058	TEXANA CEN	Harris	B1	B1-147	Provide integrated phys
B1952357550_B1-147	B1952357550	096166602	1952357550	SPINDLETOP	Jefferson	B1	B1-147	Provide integrated phys
B1952423782_B1-147	B1952423782	081599501	1952423782	MHMR OF T	Tarrant	B1	B1-147	Provide integrated phys
B1962552109_B1-147	B1962552109	080368601	1962552109	COASTAL PLA	Nueces	B1	B1-147	Provide integrated phys
B1992708705_B1-147	B1992708705	084897001	1992708705	STARCARE SF	Lubbock	B1	B1-147	Provide integrated phys

Measure Type	Y1R2 Reporting Period	Y1R2 Measure Eligibility	Y1R2 Source	Y1R2 Provider Class	Y1R2: 1) As of March 31, 2022, does your organization provide integrated physical and behavioral health services for either children with serious emotional disturbance (SED) or adults with serious mental illness (SMI)?
Structure	Apr 2022	Eligible	Y1R2 Reporting Template	Certified CCBHC by March 31, 2022	Yes
Structure	Apr 2022	Eligible	Y1R2 Reporting Template	Certified CCBHC by March 31, 2022	Yes
Structure	Apr 2022	Eligible	Y1R2 Reporting Template	Certified CCBHC by March 31, 2022	Yes
Structure	Apr 2022	Eligible	Y1R2 Reporting Template	Certified CCBHC by March 31, 2022	Yes
Structure	Apr 2022	Eligible	Y1R2 Reporting Template	Certified CCBHC by March 31, 2022	Yes
Structure	Apr 2022	Eligible	Y1R2 Reporting Template	Certified CCBHC by March 31, 2022	Yes
Structure	Apr 2022	Eligible	Y1R2 Reporting Template	Certified CCBHC by March 31, 2022	Yes
Structure	Apr 2022	Eligible	Y1R2 Reporting Template	Certified CCBHC by March 31, 2022	Yes
Structure	Apr 2022	Eligible	Y1R2 Reporting Template	Certified CCBHC by March 31, 2022	Yes
Structure	Apr 2022	Eligible	Y1R2 Reporting Template	Certified CCBHC by March 31, 2022	Yes
Structure	Apr 2022	Eligible	Y1R2 Reporting Template	Certified CCBHC by March 31, 2022	No, and not planning to by Aug
Structure	Apr 2022	Eligible	Y1R2 Reporting Template	Certified CCBHC by March 31, 2022	Yes
Structure	Apr 2022	Eligible	Y1R2 Reporting Template	Certified CCBHC by March 31, 2022	No, but planning to by August .
Structure	Apr 2022	Eligible	Y1R2 Reporting Template	Certified CCBHC by March 31, 2022	Yes
Structure	Apr 2022	Eligible	Y1R2 Reporting Template	Certified CCBHC by March 31, 2022	Yes
Structure	Apr 2022	Eligible	Y1R2 Reporting Template	Certified CCBHC by March 31, 2022	Yes
Structure	Apr 2022	Eligible	Y2 Corrections Template	Certified CCBHC by March 31, 2022	Yes
Structure	Apr 2022	Eligible	Y1R2 Reporting Template	Certified CCBHC by March 31, 2022	Yes
Structure	Apr 2022	Eligible	Y1R2 Reporting Template	Certified CCBHC by March 31, 2022	Yes
Structure	Apr 2022	Eligible	Y1R2 Reporting Template	Certified CCBHC by March 31, 2022	Yes
Structure	Apr 2022	Eligible	Y1R2 Reporting Template	Certified CCBHC by March 31, 2022	Yes
Structure	Apr 2022	Eligible	Y1R2 Reporting Template	Certified CCBHC by March 31, 2022	No, and not planning to by Aug
Structure	Apr 2022	Eligible	Y1R2 Reporting Template	Certified CCBHC by March 31, 2022	Yes
Structure	Apr 2022	Eligible	Y1R2 Reporting Template	Certified CCBHC by March 31, 2022	Yes
Structure	Apr 2022	Eligible	Y1R2 Reporting Template	Certified CCBHC by March 31, 2022	Yes
Structure	Apr 2022	Eligible	Y1R2 Reporting Template	Certified CCBHC by March 31, 2022	Yes
Structure	Apr 2022	Eligible	Y1R2 Reporting Template	Certified CCBHC by March 31, 2022	Yes
Structure	Apr 2022	Eligible	Y1R2 Reporting Template	Certified CCBHC by March 31, 2022	Yes
Structure	Apr 2022	Eligible	Y1R2 Reporting Template	Certified CCBHC by March 31, 2022	Yes
Structure	Apr 2022	Eligible	Y1R2 Reporting Template	Certified CCBHC by March 31, 2022	Yes
Structure	Apr 2022	Eligible	Y1R2 Reporting Template	Certified CCBHC by March 31, 2022	No, and not planning to by Aug
Structure	Apr 2022	Eligible	Y1R2 Reporting Template	Certified CCBHC by March 31, 2022	Yes
Structure	Apr 2022	Eligible	Y1R2 Reporting Template	Certified CCBHC by March 31, 2022	Yes
Structure	Apr 2022	Eligible	Y1R2 Reporting Template	Certified CCBHC by March 31, 2022	Yes
Structure	Apr 2022	Eligible	Y1R2 Reporting Template	Certified CCBHC by March 31, 2022	Yes
Structure	Apr 2022	Eligible	Y1R2 Reporting Template	Certified CCBHC by March 31, 2022	Yes
Structure	Apr 2022	Eligible	Y1R2 Reporting Template	Certified CCBHC by March 31, 2022	Yes
Structure	Apr 2022	Eligible	Y1R2 Reporting Template	Certified CCBHC by March 31, 2022	No, and not planning to by Aug
Structure	Apr 2022	Eligible	Y1R2 Reporting Template	Certified CCBHC by March 31, 2022	Yes
Structure	Apr 2022	Eligible	Y1R2 Reporting Template	Certified CCBHC by March 31, 2022	Yes
Structure	Apr 2022	Eligible	Y1R2 Reporting Template	Certified CCBHC by March 31, 2022	Yes

Y1R2: 2) Please indicate whether or not you used any of the special funding sources: 2a) 1115 Waiver DSRIP?	Y1R2: 2) Please indicate whether or not you used any of the special funding sources: 2b) Federal grant/contract?	Y1R2: 2) Please indicate whether or not you used any of the special funding sources: 2c) State grant/contract?	Y1R2: 2) Please indicate whether or not you used any of the special funding sources: 2d) Local government grant/contract?	Y1R2: 2) Please indicate whether or not you used any of the special funding sources: 2e) Private foundation grant/contract?	Y1R2: 2) Please indicate whether or not you used any of the special funding sources: 2f) Private entity grant/contract?
Yes	No	No	No	No	No
Yes	No	No	No	No	No
Yes	Yes	No	No	No	No
Yes	No	No	No	No	No
Yes	No	Yes	No	No	No
Yes	No	No	No	No	No
Yes	No	No	No	No	No
Yes	Yes	No	No	Yes	Yes
Yes	No	No	No	No	No
Yes	No	No	No	No	No
August 31, 2022					
Yes	Yes	Yes	Yes	Yes	Yes
No	No	No	No	No	No
Yes	No	No	No	No	No
Yes	Yes	No	No	Yes	No
Yes	No	Yes	No	No	No
Yes	Yes	No	No	Yes	No
Yes	No	No	No	No	No
Yes	No	No	No	No	No
Yes	No	No	No	No	No
Yes	Yes	No	No	No	No
August 31, 2022					
Yes	Yes	No	Yes	No	No
Yes	Yes	Yes	No	Yes	No
Yes	Yes	Yes	Yes	Yes	No
No	Yes	No	No	No	No
Yes	No	Yes	Yes	No	No
Yes	Yes	Yes	No	No	No
Yes	Yes	No	No	No	No
August 31, 2022					
No	Yes	No	No	No	No
No	No	Yes	No	No	No
Yes	Yes	No	No	No	No
No	Yes	No	No	No	No
Yes	No	No	No	No	No
August 31, 2022					
Yes	Yes	No	No	No	No
Yes	No	No	No	No	Yes
No	No	Yes	No	No	No

Y1R2: 3) Approximately what percentage of your clinics provide integrated care services?	Y1R2: 4) Are integrated physical and behavioral health care services available to children, adults, or both?	Y1R2: 5) How is integrated care provided at your clinics?	Y1R2: 6) Are primary care and behavioral health services documented in the same electronic health record?	Y1R2: 7) Are the integrated primary care services provided by a local Federally Qualified Health Center?	Y1R2: 8) Are your integrated care services delivered in settings outside of your organization's own clinics (e.g., mobile clinics, health fairs, schools, homeless shelters, long term care facility, etc.)?
0.7	Both children and adults	Primary care physicians	Yes, at all integrated	No	No
1	Adults only	Primary care physicians	No	Yes, at some integrated	Yes
1	Both children and adults	Primary care physicians	Yes, at some integrated	No	Yes
0.23	Both children and adults	Your staff co-located	Yes, at all integrated	No	Yes
0.14	Both children and adults	Your staff co-located	No	Yes, at all integrated	Yes
0.5	Adults only	Outside primary care	Yes, at all integrated	No	No
1	Adults only	Primary care physicians	Yes, at all integrated	No	No
1	Both children and adults	Primary care physicians	Yes, at all integrated	No	No
0.15	Adults only	Primary care physicians	Yes, at all integrated	No	No
0.5	Both children and adults	Primary care physicians	Yes, at some integrated	Yes, at some integrated	No
0					
1	Both children and adults	Primary care physicians	Yes, at all integrated	No	Yes
0					
1	Adults only	Primary care physicians	No	No	No
1	Both children and adults	Primary care physicians	Yes, at all integrated	No	No
1	Both children and adults	Primary care physicians	Yes, at all integrated	No	No
0.45	Both children and adults	Primary care physicians	No	No	No
0.64	Adults only	Outside primary care	No	Yes, at some integrated	No
0.15	Adults only	Primary care physicians	Yes, at all integrated	No	No
0.9	Adults only	Outside primary care	Yes, at some integrated	Yes, at some integrated	No
0.1	Both children and adults	Primary care physicians	Yes, at some integrated	No	No
0					
1	Both children and adults	Primary care physicians	No	No	No
0.846	Both children and adults	Outside primary care	Yes, at some integrated	Yes, at some integrated	Yes
0.67	Both children and adults	Primary care physicians	Yes, at some integrated	Yes, at some integrated	Yes
0.2	Adults only	Outside primary care	No	Yes, at all integrated	No
1	Both children and adults	Primary care physicians	Yes, at all integrated	Yes, at some integrated	Yes
1	Adults only	Primary care physicians	Yes, at all integrated	No	No
1	Adults only	Primary care physicians	Yes, at all integrated	No	Yes
0					
1	Both children and adults	Primary care physicians	Yes, at all integrated	No	No
0.25	Both children and adults	Your staff co-located	No	No	Yes
1	Both children and adults	Primary care physicians	Yes, at all integrated	No	No
0.2	Adults only	Primary care physicians	Yes, at all integrated	No	No
0.2	Adults only	Primary care physicians	Yes, at all integrated	No	No
0					
0.2	Adults only	Outside primary care	No	No	No
0.95	Adults only	Outside primary care	No	Yes, at all integrated	No
0.5	Adults only	Primary care physicians	Yes, at all integrated	No	No

Y1R2: 8a) If you selected "Yes" to services delivered outside of clinics, please list the settings.	Y1R2: 9) Please indicate whether or not your organization provides the physical health services: 9a) Diabetes screenings?	Y1R2: 9) Please indicate whether or not your organization provides the physical health services: 9b) Tobacco screenings?	Y1R2: 9) Please indicate whether or not your organization provides the physical health services: 9c) BMI screenings?	Y1R2: 9) Please indicate whether or not your organization provides the physical health services: 9d) Cholesterol screenings?	Y1R2: 9) Please indicate whether or not your organization provides the physical health services: 9e) Blood Pressure screenings?
	Yes	Yes	Yes	Yes	Yes
1201 N Us Highwa	Yes	Yes	Yes	Yes	Yes
Integrated primary	Yes	Yes	Yes	Yes	Yes
Health fairs, schoo	No	Yes	Yes	Yes	Yes
Primary care servi	Yes	Yes	Yes	No	Yes
	Yes	Yes	Yes	Yes	Yes
	Yes	Yes	Yes	Yes	Yes
	Yes	Yes	Yes	No	Yes
	Yes	Yes	Yes	Yes	Yes
	Yes	Yes	Yes	Yes	Yes
Mobile Clinics and	Yes	Yes	Yes	Yes	Yes
	Yes	Yes	Yes	Yes	Yes
	Yes	Yes	Yes	Yes	Yes
	Yes	Yes	Yes	Yes	Yes
	Yes	Yes	Yes	Yes	Yes
	Yes	Yes	Yes	Yes	Yes
	Yes	Yes	Yes	Yes	Yes
	No	Yes	Yes	No	Yes
	Yes	Yes	Yes	No	Yes
	Yes	Yes	Yes	Yes	Yes
Independent Scho	Yes	Yes	Yes	Yes	Yes
The Mobile Medic	Yes	Yes	Yes	No	Yes
	Yes	Yes	Yes	Yes	Yes
We currently have	No	Yes	Yes	No	Yes
	Yes	Yes	Yes	Yes	Yes
Mobile clinic	Yes	Yes	Yes	Yes	Yes
	Yes	Yes	Yes	Yes	Yes
Health For All (pri	Yes	Yes	Yes	Yes	Yes
	No	Yes	Yes	No	Yes
	Yes	Yes	Yes	No	Yes
	Yes	Yes	Yes	Yes	Yes
	Yes	Yes	Yes	Yes	Yes
	Yes	Yes	Yes	Yes	Yes
	Yes	Yes	Yes	Yes	Yes

Y1R2: 9) Please indicate whether or not your organization provides the physical health services: 9f) Chronic Disease management?	Y1R2: 9) Please indicate whether or not your organization provides the physical health services: 9g) EKGs?	Y1R2: 9) Please indicate whether or not your organization provides the physical health services: 9h) Child well-checks?	Y1R2: 9) Please indicate whether or not your organization provides the physical health services: 9i) Diet/Nutritional care?	Y1R2: 9) Please indicate whether or not your organization provides the physical health services: 9j) Routine office visits for conditions such as cold, flu, infections, etc.?
Yes	Yes	No	Yes	Yes
Yes	Yes	No	Yes	Yes
Yes	No	No	Yes	Yes
Yes	No	No	Yes	No
No	No	No	No	No
Yes	Yes	No	Yes	Yes
Yes	No	No	Yes	Yes
Yes	Yes	Yes	Yes	Yes
No	Yes	No	Yes	No
Yes	Yes	Yes	Yes	Yes
Yes	Yes	No	Yes	No
Yes	Yes	No	Yes	Yes
Yes	Yes	Yes	Yes	Yes
No	No	No	No	No
Yes	Yes	Yes	No	Yes
Yes	Yes	No	Yes	No
Yes	Yes	No	Yes	Yes
Yes	Yes	No	Yes	Yes
No	No	No	No	No
Yes	Yes	Yes	Yes	Yes
Yes	Yes	Yes	Yes	Yes
Yes	No	Yes	Yes	No
Yes	Yes	No	Yes	No
No	No	No	Yes	No
Yes	No	No	Yes	Yes
No	Yes	No	Yes	Yes
No	No	No	No	No
No	No	No	No	No
No	No	No	No	No
No	Yes	No	Yes	No
Yes	Yes	No	Yes	Yes
Yes	Yes	No	Yes	No
Yes	No	No	Yes	Yes
Yes	Yes	No	Yes	Yes

Y1R2: 9) Please indicate whether or not your organization provides the physical health services: 9k) Flu Immunizations/Vaccines?	Y1R2: 9) Please indicate whether or not your organization provides the physical health services: 9l) Pneumonia Immunizations/Vaccines?	Y1R2: 9) Please indicate whether or not your organization provides the physical health services: 9m) Shingles Immunizations/Vaccines?	Y1R2: 9) Please indicate whether or not your organization provides the physical health services: 9n) COVID-19 Immunizations/Vaccines?	Y1R2: 9) Please indicate whether or not your organization provides the physical health services: 9o) Other physical health services?
No	No	No	Yes	No
No	No	No	Yes	No
Yes	No	No	Yes	Yes
No	No	No	No	Yes
No	No	No	No	No
Yes	No	No	No	Yes
Yes	No	No	No	Yes
No	No	No	No	Yes
No	No	No	No	No
Yes	No	No	No	No
No	No	No	No	No
Yes	No	No	No	No
Yes	Yes	Yes	No	Yes
No	No	No	No	No
Yes	Yes	Yes	No	Yes
No	No	No	No	No
Yes	No	No	No	No
No	No	No	No	No
No	No	No	No	No
Yes	Yes	Yes	Yes	No
No	No	No	No	Yes
Yes	No	No	Yes	Yes
No	No	No	No	No
No	No	No	Yes	No
No	No	No	No	No
Yes	No	No	No	No
No	No	No	No	No
No	No	No	No	No
No	No	No	No	Yes
No	No	No	No	No
No	No	No	No	No
No	No	No	No	No
Yes	No	No	No	No
Yes	No	No	No	No

Y1R2: 9p) If you selected "Yes" to "Other physical health services?", please describe the other physical health services.	Y1R2: 10) Describe your organization's current or planned use of integrated physical and behavioral health services.	Y1R2: 11) Please indicate whether or not your organization provides: 11a) Referrals to primary care and/or specialty providers?	Y1R2: 11) Please indicate whether or not your organization provides: 11b) Closed-loop referrals to primary care and/or specialty providers?	Y1R2: 11) Please indicate whether or not your organization provides: 11c) Coordination with managed care organization service coordinators?	Y1R2: 12) Describe why your organization is not planning to offer integrated physical and behavioral health services.
	Metrocare current	Yes	No	Yes	
	Integration of Beha	Yes	Yes	No	
Currently, the prov	In 2022, the agency	Yes	Yes	Yes	
Physical health scr	West Texas Center	Yes	Yes	Yes	
	The agency plans o	Yes	Yes	Yes	
Annual well woma	Since 2014, MHMR	Yes	Yes	No	
Routine well woma	Our organization c	Yes	Yes	Yes	
The Harris Center I	We have full prima	Yes	Yes	Yes	
	Integrated care ser	Yes	No	Yes	
	Burke implemente	Yes	Yes	Yes	
		Yes	Yes	Yes	Although we have n
	As a CCBHC key he	Yes	Yes	Yes	
	In the past, our org	Yes	Yes	Yes	
	We currently provi	Yes	Yes	No	
Woman Well-Check	Primary Care clinic	Yes	Yes	No	
	We will continue to	No	Yes	Yes	
Enrolled in Texas H	No changes have b	Yes	Yes	Yes	
	Planning to expand	Yes	No	Yes	
	The organization p	Yes	Yes	Yes	
	PermiaCare is curre	Yes	Yes	Yes	
	We will continue to	Yes	No	No	
		Yes	Yes	Yes	We currently have a
	The Center for Hea	Yes	Yes	Yes	
In addition to the s	Bluebonnet Trails C	Yes	Yes	Yes	
Integral Care provi	Integral Care helps	Yes	Yes	Yes	
	Integrated Health C	Yes	No	No	
	We are currently u	Yes	Yes	Yes	
	Adult Integrated H	Yes	Yes	Yes	
	We are currently p	Yes	No	No	
		Yes	Yes	No	The geographic loca
	Current integrated	Yes	Yes	Yes	
	We have a 1 FTE s	Yes	Yes	Yes	
Screening for unhe	At this time Lakes F	Yes	Yes	Yes	
	Care Coordinators	Yes	Yes	No	
	Texana Center dev	Yes	Yes	Yes	
		Yes	No	No	The Center acknowl
	MHMR Tarrant par	Yes	Yes	No	
	Our Center current	Yes	No	Yes	
	StarCare is a subre	Yes	Yes	Yes	

Y1R2: To what extent are implementation decisions influenced by DPP BHS participation?	Y1R2 Feedback Status
Somewhat influenced	Accepted
Strongly influenced	Accepted
Somewhat influenced	Accepted
Strongly influenced	Accepted
Somewhat influenced	Accepted
Somewhat influenced	Accepted
Somewhat influenced	Accepted
Somewhat influenced	Accepted
Not influenced	Accepted
Somewhat influenced	Accepted
Not influenced	Accepted
Strongly influenced	Accepted
Strongly influenced	Accepted
Somewhat influenced	Accepted
Strongly influenced	Accepted
Not influenced	Accepted
Somewhat influenced	Accepted
Somewhat influenced	Accepted
Somewhat influenced	Accepted
Strongly influenced	Accepted
Somewhat influenced	Accepted
Not influenced	Accepted
Strongly influenced	Accepted
Strongly influenced	Accepted
Somewhat influenced	Accepted
Somewhat influenced	Accepted
Strongly influenced	Accepted
Strongly influenced	Accepted
Somewhat influenced	Accepted
Somewhat influenced	Accepted
Somewhat influenced	Accepted
Somewhat influenced	Accepted
Strongly influenced	Accepted
Somewhat influenced	Accepted
Strongly influenced	Accepted
Strongly influenced	Accepted
Not influenced	Accepted
Not influenced	Accepted
Strongly influenced	Accepted

Data includes reporting though Y1 Corrections period

Unique Measure ID	Provider ID	TPI	NPI	Provider Name	SDA	Program Component	Measure ID
B1023239886_B1-148	B1023239886	751285603	1023239886	METROCARE	Dallas	B1	B1-148
B1124060173_B1-148	B1124060173	121989104	1124060173	BORDER REG	Hidalgo	B1	B1-148
B1134188139_B1-148	B1134188139	127378105	1134188139	TEXAS PANH	Lubbock	B1	B1-148
B1154348514_B1-148	B1154348514	130725806	1154348514	WEST TEXAS	MRSA West	B1	B1-148
B1154411262_B1-148	B1154411262	121990905	1154411262	CAMINO REA	Bexar	B1	B1-148
B1164479192_B1-148	B1164479192	109483102	1164479192	MHMR SERV	MRSA West	B1	B1-148
B1205802170_B1-148	B1205802170	751281410	1205802170	ANDREWS CE	MRSA North	B1	B1-148
B1346293156_B1-148	B1346293156	113180706	1346293156	THE HARRIS C	Harris	B1	B1-148
B1356310585_B1-148	B1356310585	081771001	1356310585	CENTRAL CO	MRSA Centra	B1	B1-148
B1396792420_B1-148	B1396792420	136367307	1396792420	BURKE CENT	MRSA North	B1	B1-148
B1457479511_B1-148	B1457479511	127373205	1457479511	HELEN FARAI	MRSA West	B1	B1-148
B1467434399_B1-148	B1467434399	135254407	1467434399	GULF BEND M	Nueces	B1	B1-148
B1467463042_B1-148	B1467463042	138305102	1467463042	NUECES COU	Nueces	B1	B1-148
B1578551347_B1-148	B1578551347	135234606	1578551347	DENTON COU	Tarrant	B1	B1-148
B1588643787_B1-148	B1588643787	138708613	1588643787	TROPICAL TE	Hidalgo	B1	B1-148
B1619196169_B1-148	B1619196169	133339507	1619196169	CENTER FOR	MRSA West	B1	B1-148
B1639232002_B1-148	B1639232002	137921608	1639232002	COMMUNITY	MRSA North	B1	B1-148
B1639399132_B1-148	B1639399132	084859002	1639399132	HEART OF TE	MRSA Centra	B1	B1-148
B1649345869_B1-148	B1649345869	127376506	1649345869	EMERGENCE	El Paso	B1	B1-148
B1649442310_B1-148	B1649442310	138364813	1649442310	PERMIAN BA	MRSA West	B1	B1-148
B1699741975_B1-148	B1699741975	133338707	1699741975	BETTY HARD	MRSA West	B1	B1-148
B1710015201_B1-148	B1710015201	111411803	1710015201	ACCESS	MRSA North	B1	B1-148
B1730134586_B1-148	B1730134586	137251808	1730134586	THE CENTER	Bexar	B1	B1-148
B1730135864_B1-148	B1730135864	126844305	1730135864	BLUEBONNE	Travis	B1	B1-148
B1750337259_B1-148	B1750337259	133542405	1750337259	INTEGRAL CA	Travis	B1	B1-148
B1801939541_B1-148	B1801939541	135222109	1801939541	THE GULF CC	Harris	B1	B1-148
B1841304201_B1-148	B1841304201	133340307	1841304201	HILL COUNT	MRSA West	B1	B1-148
B1851309462_B1-148	B1851309462	084434201	1851309462	TEXOMA CO	MRSA West	B1	B1-148
B1851333074_B1-148	B1851333074	081844501	1851333074	TRI-COUNTY	Harris	B1	B1-148
B1861589772_B1-148	B1861589772	127374005	1861589772	CENTRAL PLA	Lubbock	B1	B1-148
B1871576835_B1-148	B1871576835	084001901	1871576835	LIFEPATH SY	Dallas	B1	B1-148
B1881621225_B1-148	B1881621225	136366507	1881621225	MHMRA OF	MRSA Centra	B1	B1-148
B1881752715_B1-148	B1881752715	121988304	1881752715	LAKES REGIO	Dallas	B1	B1-148
B1891915708_B1-148	B1891915708	130724106	1891915708	PECAN VALLE	Tarrant	B1	B1-148
B1912954058_B1-148	B1912954058	081522701	1912954058	TEXANA CEN	Harris	B1	B1-148
B1952357550_B1-148	B1952357550	096166602	1952357550	SPINDLETOP	Jefferson	B1	B1-148
B1952423782_B1-148	B1952423782	081599501	1952423782	MHMR OF T	Tarrant	B1	B1-148
B1962552109_B1-148	B1962552109	080368601	1962552109	COASTAL PLA	Nueces	B1	B1-148
B1992708705_B1-148	B1992708705	084897001	1992708705	STARCARE SF	Lubbock	B1	B1-148

[illegible]

Y1R2: 1) As of March 31, 2022, does your organization electronically exchange clinical data with other healthcare providers/entities by connecting via any of the following public HIEs or any other means?	Y1R2: 2) As of August 31, 2021, does your organization use an electronic health or medical record (EHR/EMR)?	Y1R2: 3) Please indicate whether or not your organization electronically exchanges clinical data with other healthcare providers/entities by: 3a) Through a direct connection to HIETexas	Y1R2: 3) Please indicate whether or not your organization electronically exchanges clinical data with other healthcare providers/entities by: 3b) Through one of the following local HIEs: HASA, PHIX, GHH, ICC, and/or RGVHIE?
Yes	Yes	No	No
No, but planning to by August 31, 2022	Yes	No	Yes
No, but planning to by August 31, 2022	Yes	No	No
Yes	Yes	No	No
No, but planning to by August 31, 2022	Yes	No	No
No, and not planning to by August 31, 2022	Yes		
No, but planning to by August 31, 2022	Yes	No	No
Yes	Yes	No	Yes
No, and not planning to by August 31, 2022	Yes		
No, and not planning to by August 31, 2022	Yes	No	No
Yes	Yes	No	No
Yes	Yes	No	No
No, but planning to by August 31, 2022	Yes	No	Yes
No, but planning to by August 31, 2022	Yes	No	No
No, but planning to by August 31, 2022	Yes	No	No
Yes	Yes	No	No
No, and not planning to by August 31, 2022	Yes		
No, and not planning to by August 31, 2022	Yes		
Yes	Yes	No	Yes
Yes	Yes	No	No
No, but planning to by August 31, 2022	Yes	No	No
No, and not planning to by August 31, 2022	Yes		
Yes	Yes	No	No
No, but planning to by August 31, 2022	Yes	No	No
Yes	Yes	No	Yes
No, and not planning to by August 31, 2022	Yes		
Yes	Yes	No	No
Yes	Yes	No	No
Yes	Yes	No	No
No, but planning to by August 31, 2022	Yes	No	No
Yes	Yes	No	No
No, but planning to by August 31, 2022	Yes	No	No
No, and not planning to by August 31, 2022	Yes		
Yes	Yes	No	No
Yes	Yes	No	No
Yes	Yes	No	No
Yes	Yes	No	No
No, but planning to by August 31, 2022	Yes	No	No
No, and not planning to by August 31, 2022	Yes		
Yes	Yes	No	No
Yes	Yes	No	No
Yes	Yes	No	No
Yes	Yes	No	No
No, but planning to by August 31, 2022	Yes	No	No
No, and not planning to by August 31, 2022	Yes		

Y1R2: 3) Please indicate whether or not your organization electronically exchanges clinical data with other healthcare providers/entities by: 3c) Through a national HIE network (e.g., eHealth Exchange, Carequality,	Y1R2: 3) Please indicate whether or not your organization electronically exchanges clinical data with other healthcare providers/entities by: 3d) Through an EHR system that incorporates HIE capabilities (e.g., Epic CareEverywhere)?	Y1R2: 3) Please indicate whether or not your organization electronically exchanges clinical data with other healthcare providers/entities by: 3e) Through other electronic means of	Y1R2: 3f) If you selected "Yes" to "Other electronic means", please describe the method of electronic data exchange?
Yes	No	No	
No	No	No	
No	No	Yes	Texas Panhandle Cente
No	Yes	No	
No	No	Yes	We have an APM agree
No	No	Yes	Our center does electro
No	Yes	No	
No	No	No	
No	No	Yes	Encrypted information
No	No	Yes	Bidirectional lab interfa
No	No	Yes	Our Center continues to
No	No	No	
No	No	Yes	Exchange of electronic
No	No	Yes	Patient demographic in
Yes	Yes	Yes	Xferral- utilized to mak
No	Yes	Yes	PermiaCare uses Smart
No	No	No	
No	No	Yes	Secure FTP with a direc
No	No	Yes	BTCS exchanges inform.
Yes	Yes	Yes	Integral Care's electron
No	Yes	Yes	Electronic Health Recor
No	No	Yes	TCC utilizes electronic i
No	Yes	Yes	Information is transferr
No	Yes	Yes	We currently send an e
No	Yes	Yes	We use our EHR, Smart
No	Yes	No	
No	No	Yes	Pecan Valley Centers us
No	Yes	Yes	1)Registrations/Diagno
No	No	Yes	Spindletop electronical
No	Yes	Yes	We use Continuity of C
No	No	Yes	Our Center exchanges c

Y1R2: 3g) If you selected "Yes" to "Other electronic means", please describe the types of healthcare providers/entities with which your organization exchanges	Y1R2: 4) Please indicate whether or not your organization is sharing the data formats via an HIE or other electronic means: 4a) Admissions, discharges, and transfer (ADT) data?	Y1R2: 4) Please indicate whether or not your organization is sharing the data formats via an HIE or other electronic means: 4b) Consolidated clinical document architecture (C-CDA) data?	Y1R2: 5) Is your organization sending data to HIETexas EDEN as referenced in the Health IT Strategic Plan?	Y1R2: 6) Please indicate whether or not your organization shares data via an HIE or other electronic means that goes to the types of recipients: 6a) Hospitals?
	Yes	Yes	No, our organization	Yes
	No	No	No, our organization	No
Currently, Texas Panhandle	No	No	No, our organization	Yes
	Yes	Yes	No, our organization	No
Managed Care Organization	Yes	No	No, our organization	Yes
We exchange information	No	No	No, our organization	No
	No	Yes	Yes, because our organization	Yes
	No	No	No, our organization	No
We have agreements with	No	No	No, our organization	Yes
Laboratory services	No	No	No, our organization	No
The types of healthcare	No	No	No, our organization	No
	No	No	No, our organization	No
Private and State Mental	Yes	No	No, our organization	Yes
Inpatient psychiatric facility	Yes	No	No, our organization	Yes
Xferral is a private entity	Yes	Yes	No, our organization	Yes
PermianCare shares ePrescriptions	No	No	No, our organization	No
	No	No	No, our organization	No
Signify Health	Yes	No	No, our organization	Yes
BTCS exchanges clinical data	Yes	Yes	No, our organization	No
The CareConnect solution	Yes	Yes	No, our organization	Yes
Electronic exchange of information	Yes	No	No, our organization	Yes
Pharmacy, TDCJ, State Health	No	No	No, our organization	No
Tri-County sends and receives	No	No	No, our organization	No
Hospitals, Mental Health	No	No	No, our organization	Yes
Pharmacies, Texas Health	No	No	No, our organization	Yes
	No	No	No, our organization	No
Pecan Valley Centers exchange	Yes	No	No, our organization	Yes
1) We submit our Registration	No	No	No, our organization	No
Spindletop exchanges data	No	No	No, our organization	No
We exchange data via C-CDA	Yes	No	No, our organization	Yes
Our Center exchanges data	No	No	No, our organization	No

Y1R2: 6) Please indicate whether or not your organization shares data via an HIE or other electronic means that goes to the types of recipients: 6b) Other non-hospital providers?	Y1R2: 6) Please indicate whether or not your organization shares data via an HIE or other electronic means that goes to the types of recipients: 6c) MCOs?	Y1R2: 7) Describe why your organization is not planning to connect to a public HIE, as stated in Question 1.1	Y1R2: To what extent are implementation decisions influenced by DPP BHS participation?	Y1R2 Feedback Status
Yes	No		Somewhat influenced	Accepted
No	No		Strongly influenced	Accepted
No	No		Not influenced	Accepted
Yes	Yes		Strongly influenced	Accepted
Yes	Yes		Somewhat influenced	Accepted
		At this time MHM	Somewhat influenced	Accepted
Yes	No		Strongly influenced	Accepted
Yes	No		Somewhat influenced	Accepted
		Our organization	Somewhat influenced	Accepted
No	Yes	Burke is still in the	Somewhat influenced	Accepted
Yes	Yes		Not influenced	Accepted
No	No		Strongly influenced	Accepted
No	No		Somewhat influenced	Accepted
No	No		Somewhat influenced	Accepted
Yes	Yes		Somewhat influenced	Accepted
No	Yes		Not influenced	Accepted
		No changes have	Somewhat influenced	Accepted
		We recognize the	Somewhat influenced	Accepted
Yes	Yes		Somewhat influenced	Accepted
Yes	Yes		Strongly influenced	Accepted
No	No		Somewhat influenced	Accepted
		Our current electr	Not influenced	Accepted
Yes	Yes		Somewhat influenced	Accepted
Yes	Yes		Strongly influenced	Accepted
Yes	Yes		Somewhat influenced	Accepted
		Gulf Coast Center	Somewhat influenced	Accepted
Yes	Yes		Strongly influenced	Accepted
No	No		Somewhat influenced	Accepted
No	Yes		Somewhat influenced	Accepted
Yes	Yes		Strongly influenced	Accepted
Yes	Yes		Somewhat influenced	Accepted
No	No		Somewhat influenced	Accepted
		There is not an HI	Strongly influenced	Accepted
No	Yes		Not influenced	Accepted
No	Yes		Strongly influenced	Accepted
No	No		Strongly influenced	Accepted
No	Yes		Not influenced	Accepted
No	No		Somewhat influenced	Accepted
		None of the provi	Not influenced	Accepted

Provider ID	NPI	Provider Name	Provider Class
B1710015201	1265560767	ACCESS	Not CCBHC Certified
B1710015201	1447388939	ACCESS	Not CCBHC Certified
B1710015201	1538297023	ACCESS	Not CCBHC Certified
B1710015201	1710015201	ACCESS	Not CCBHC Certified
B1205802170	1205802170	ANDREWS CENTER	Certified CCBHC
B1205802170	1821064742	ANDREWS CENTER	Certified CCBHC
B1205802170	1386603348	ANDREWS CENTER	Certified CCBHC
B1205802170	1427119098	ANDREWS CENTER	Certified CCBHC
B1205802170	1093876252	ANDREWS CENTER	Certified CCBHC
B1205802170	1922482751	ANDREWS CENTER	Certified CCBHC
B1699741975	1033186499	BETTY HARDWICK CENTER	Certified CCBHC
B1699741975	1114991445	BETTY HARDWICK CENTER	Certified CCBHC
B1699741975	1689640716	BETTY HARDWICK CENTER	Certified CCBHC
B1699741975	1699741975	BETTY HARDWICK CENTER	Certified CCBHC
B1699741975	1942277306	BETTY HARDWICK CENTER	Certified CCBHC
B1730135864	1023150877	BLUEBONNET TRAILS COMMUNITY SERVICES	Certified CCBHC
B1730135864	1124426226	BLUEBONNET TRAILS COMMUNITY SERVICES	Certified CCBHC
B1730135864	1215076633	BLUEBONNET TRAILS COMMUNITY SERVICES	Certified CCBHC
B1730135864	1336576099	BLUEBONNET TRAILS COMMUNITY SERVICES	Certified CCBHC
B1730135864	1528269123	BLUEBONNET TRAILS COMMUNITY SERVICES	Certified CCBHC
B1730135864	1730135864	BLUEBONNET TRAILS COMMUNITY SERVICES	Certified CCBHC
B1730135864	1861534612	BLUEBONNET TRAILS COMMUNITY SERVICES	Certified CCBHC
B1124060173	1124060173	BORDER REGION MHMR COMMUNITY CENTER	Certified CCBHC
B1124060173	1831371657	BORDER REGION MHMR COMMUNITY CENTER	Certified CCBHC
B1124060173	1730362294	BORDER REGION MHMR COMMUNITY CENTER	Certified CCBHC
B1124060173	1871662643	BORDER REGION MHMR COMMUNITY CENTER	Certified CCBHC
B1124060173	1144309709	BORDER REGION MHMR COMMUNITY CENTER	Certified CCBHC
B1881621225	1881621225	MHMRA OF BRAZOS VALLEY	Certified CCBHC
B1396792420	1396792420	BURKE CENTER	Certified CCBHC
B1396792420	1518017128	BURKE CENTER	Certified CCBHC
B1396792420	1659421501	BURKE CENTER	Certified CCBHC
B1396792420	1992184394	BURKE CENTER	Certified CCBHC
B1154411262	1154411262	CAMINO REAL COMMUNITY SERVICES	Certified CCBHC
B1154411262	1487751715	CAMINO REAL COMMUNITY SERVICES	Certified CCBHC
B1154411262	1891885901	CAMINO REAL COMMUNITY SERVICES	Certified CCBHC
B1730134586	1831363837	THE CENTER FOR HEALTH CARE SERVICES	Certified CCBHC
B1730134586	1730134586	THE CENTER FOR HEALTH CARE SERVICES	Certified CCBHC
B1356310585	1356310585	CENTRAL COUNTIES CENTER FOR MHMR SRVS	Certified CCBHC
B1356310585	1528646247	CENTRAL COUNTIES CENTER FOR MHMR SRVS	Certified CCBHC
B1861589772	1114013984	CENTRAL PLAINS CENTER FOR MHMR & SA	Certified CCBHC
B1861589772	1861589772	CENTRAL PLAINS CENTER FOR MHMR & SA	Certified CCBHC
B1861589772	1891894614	CENTRAL PLAINS CENTER FOR MHMR & SA	Certified CCBHC
B1861589772	1851434393	CENTRAL PLAINS CENTER FOR MHMR & SA	Certified CCBHC
B1962552109	1962552109	COASTAL PLAINS COMMUNITY CENTER	Certified CCBHC
B1962552109	1932251295	COASTAL PLAINS COMMUNITY CENTER	Certified CCBHC
B1962552109	1194104026	COASTAL PLAINS COMMUNITY CENTER	Certified CCBHC
B1962552109	1861544124	COASTAL PLAINS COMMUNITY CENTER	Certified CCBHC
B1962552109	1114057700	COASTAL PLAINS COMMUNITY CENTER	Certified CCBHC
B1639232002	1639232002	COMMUNITY HEALTHCORE	Certified CCBHC
B1639232002	1568788107	COMMUNITY HEALTHCORE	Certified CCBHC
B1164479192	1164479192	MHMR SERVICES FOR THE CONCHO VALLEY	Certified CCBHC
B1164479192	1184764185	MHMR SERVICES FOR THE CONCHO VALLEY	Certified CCBHC
B1164479192	1548300544	MHMR SERVICES FOR THE CONCHO VALLEY	Certified CCBHC
B1164479192	1548300619	MHMR SERVICES FOR THE CONCHO VALLEY	Certified CCBHC
B1164479192	1801937495	MHMR SERVICES FOR THE CONCHO VALLEY	Certified CCBHC
B1578551347	1578551347	DENTON COUNTY MHMR CENTER	Certified CCBHC

B1578551347	1801020995	DENTON COUNTY MHMR CENTER	Certified CCBHC
B1578551347	1437510047	DENTON COUNTY MHMR CENTER	Certified CCBHC
B1649345869	1033240353	EMERGENCE HEALTH NETWORK	Certified CCBHC
B1649345869	1073968749	EMERGENCE HEALTH NETWORK	Certified CCBHC
B1649345869	1235260779	EMERGENCE HEALTH NETWORK	Certified CCBHC
B1649345869	1649345869	EMERGENCE HEALTH NETWORK	Certified CCBHC
B1649345869	1124159447	EMERGENCE HEALTH NETWORK	Certified CCBHC
B1467434399	1467434399	GULF BEND MHMR CENTER	Certified CCBHC
B1467434399	1326017518	GULF BEND MHMR CENTER	Certified CCBHC
B1467434399	1720057904	GULF BEND MHMR CENTER	Certified CCBHC
B1467434399	1912976101	GULF BEND MHMR CENTER	Certified CCBHC
B1467434399	1760841043	GULF BEND MHMR CENTER	Certified CCBHC
B1467434399	1346219516	GULF BEND MHMR CENTER	Certified CCBHC
B1801939541	1225343726	THE GULF COAST CENTER	Certified CCBHC
B1801939541	1245285899	THE GULF COAST CENTER	Certified CCBHC
B1801939541	1447393186	THE GULF COAST CENTER	Certified CCBHC
B1801939541	1538202270	THE GULF COAST CENTER	Certified CCBHC
B1801939541	1710020458	THE GULF COAST CENTER	Certified CCBHC
B1801939541	1801939541	THE GULF COAST CENTER	Certified CCBHC
B1801939541	1699159525	THE GULF COAST CENTER	Certified CCBHC
B1801939541	1992848634	THE GULF COAST CENTER	Certified CCBHC
B1346293156	1144235748	THE HARRIS CENTER FOR MENTAL HEALTH AND IDD	Certified CCBHC
B1346293156	1174530109	THE HARRIS CENTER FOR MENTAL HEALTH AND IDD	Certified CCBHC
B1346293156	1265528798	THE HARRIS CENTER FOR MENTAL HEALTH AND IDD	Certified CCBHC
B1346293156	1346293156	THE HARRIS CENTER FOR MENTAL HEALTH AND IDD	Certified CCBHC
B1346293156	1417962010	THE HARRIS CENTER FOR MENTAL HEALTH AND IDD	Certified CCBHC
B1639399132	1639399132	HEART OF TEXAS REGION MHMR CENTER	Certified CCBHC
B1639399132	1801986542	HEART OF TEXAS REGION MHMR CENTER	Certified CCBHC
B1639399132	1972687119	HEART OF TEXAS REGION MHMR CENTER	Certified CCBHC
B1639399132	1407224199	HEART OF TEXAS REGION MHMR CENTER	Certified CCBHC
B1457479511	1457479511	HELEN FARABEE CENTERS	Certified CCBHC
B1457479511	1093833154	HELEN FARABEE CENTERS	Certified CCBHC
B1457479511	1568580694	HELEN FARABEE CENTERS	Certified CCBHC
B1841304201	1841304201	HILL COUNTRY COMMUNITY MHMR CENTER	Certified CCBHC
B1750337259	1053632505	INTEGRAL CARE	Certified CCBHC
B1750337259	1750337259	INTEGRAL CARE	Certified CCBHC
B1881752715	1649486432	LAKES REGIONAL COMMUNITY CENTER	Certified CCBHC
B1881752715	1669793204	LAKES REGIONAL COMMUNITY CENTER	Certified CCBHC
B1881752715	1730395526	LAKES REGIONAL COMMUNITY CENTER	Certified CCBHC
B1881752715	1821204611	LAKES REGIONAL COMMUNITY CENTER	Certified CCBHC
B1881752715	1881752715	LAKES REGIONAL COMMUNITY CENTER	Certified CCBHC
B1881752715	1477769263	LAKES REGIONAL COMMUNITY CENTER	Certified CCBHC
B1881752715	1548657943	LAKES REGIONAL COMMUNITY CENTER	Certified CCBHC
B1619196169	1538343694	CENTER FOR LIFE RESOURCES	Certified CCBHC
B1619196169	1619196169	CENTER FOR LIFE RESOURCES	Certified CCBHC
B1871576835	1336303882	LIFEPATH SYSTEMS	Certified CCBHC
B1871576835	1619131166	LIFEPATH SYSTEMS	Certified CCBHC
B1871576835	1871576835	LIFEPATH SYSTEMS	Certified CCBHC
B1023239886	1023239886	METROCARE SERVICES	Certified CCBHC
B1023239886	1780805549	METROCARE SERVICES	Certified CCBHC
B1023239886	1871714634	METROCARE SERVICES	Certified CCBHC
B1467463042	1255357828	NUECES COUNTY MHMR COMMUNITY CENTER	Certified CCBHC
B1467463042	1467463042	NUECES COUNTY MHMR COMMUNITY CENTER	Certified CCBHC
B1467463042	1790859957	NUECES COUNTY MHMR COMMUNITY CENTER	Certified CCBHC
B1467463042	1871795062	NUECES COUNTY MHMR COMMUNITY CENTER	Certified CCBHC
B1467463042	1962586784	NUECES COUNTY MHMR COMMUNITY CENTER	Certified CCBHC
B1891915708	1891915708	PECAN VALLEY MHMR REGION	Certified CCBHC

B1649442310	1649442310	PERMIAN BASIN COMMUNITY CENTERS FOR MHMR	Certified CCBHC
B1649442310	1679681597	PERMIAN BASIN COMMUNITY CENTERS FOR MHMR	Certified CCBHC
B1649442310	1851464119	PERMIAN BASIN COMMUNITY CENTERS FOR MHMR	Certified CCBHC
B1649442310	1003989369	PERMIAN BASIN COMMUNITY CENTERS FOR MHMR	Certified CCBHC
B1649442310	1518342955	PERMIAN BASIN COMMUNITY CENTERS FOR MHMR	Certified CCBHC
B1649442310	1700976453	PERMIAN BASIN COMMUNITY CENTERS FOR MHMR	Certified CCBHC
B1649442310	1073614624	PERMIAN BASIN COMMUNITY CENTERS FOR MHMR	Certified CCBHC
B1649442310	1184795064	PERMIAN BASIN COMMUNITY CENTERS FOR MHMR	Certified CCBHC
B1649442310	1306855465	PERMIAN BASIN COMMUNITY CENTERS FOR MHMR	Certified CCBHC
B1649442310	1477560068	PERMIAN BASIN COMMUNITY CENTERS FOR MHMR	Certified CCBHC
B1649442310	1801806021	PERMIAN BASIN COMMUNITY CENTERS FOR MHMR	Certified CCBHC
B1952357550	1447575501	SPINDLETOP MHMR SERVICES	Certified CCBHC
B1952357550	1467517656	SPINDLETOP MHMR SERVICES	Certified CCBHC
B1952357550	1700948866	SPINDLETOP MHMR SERVICES	Certified CCBHC
B1952357550	1841353497	SPINDLETOP MHMR SERVICES	Certified CCBHC
B1952357550	1952357550	SPINDLETOP MHMR SERVICES	Certified CCBHC
B1992708705	1992708705	STARCARE SPECIALTY HEALTH SYSTEM	Certified CCBHC
B1952423782	1952423782	MHMR OF TARRANT COUNTY	Certified CCBHC
B1952423782	1437349859	MHMR OF TARRANT COUNTY	Certified CCBHC
B1952423782	1487776217	MHMR OF TARRANT COUNTY	Certified CCBHC
B1952423782	1578685301	MHMR OF TARRANT COUNTY	Certified CCBHC
B1952423782	1770605503	MHMR OF TARRANT COUNTY	Certified CCBHC
B1952423782	1376590422	MHMR OF TARRANT COUNTY	Certified CCBHC
B1912954058	1912954058	TEXANA CENTER	Certified CCBHC
B1134188139	1013362169	TEXAS PANHANDLE MHMR	Certified CCBHC
B1134188139	1104206853	TEXAS PANHANDLE MHMR	Certified CCBHC
B1134188139	1134188139	TEXAS PANHANDLE MHMR	Certified CCBHC
B1134188139	1154380152	TEXAS PANHANDLE MHMR	Certified CCBHC
B1134188139	1245299247	TEXAS PANHANDLE MHMR	Certified CCBHC
B1134188139	1912900101	TEXAS PANHANDLE MHMR	Certified CCBHC
B1134188139	1356300354	TEXAS PANHANDLE MHMR	Certified CCBHC
B1134188139	1225097223	TEXAS PANHANDLE MHMR	Certified CCBHC
B1851309462	1851309462	TEXOMA COMMUNITY CENTER	Certified CCBHC
B1851309462	1104834985	TEXOMA COMMUNITY CENTER	Certified CCBHC
B1851309462	1164863312	TEXOMA COMMUNITY CENTER	Certified CCBHC
B1851309462	1184700361	TEXOMA COMMUNITY CENTER	Certified CCBHC
B1851309462	1386845915	TEXOMA COMMUNITY CENTER	Certified CCBHC
B1851309462	1619985496	TEXOMA COMMUNITY CENTER	Certified CCBHC
B1851309462	1649288671	TEXOMA COMMUNITY CENTER	Certified CCBHC
B1851309462	1710368378	TEXOMA COMMUNITY CENTER	Certified CCBHC
B1851309462	1811906977	TEXOMA COMMUNITY CENTER	Certified CCBHC
B1851309462	1902815061	TEXOMA COMMUNITY CENTER	Certified CCBHC
B1851309462	1720097884	TEXOMA COMMUNITY CENTER	Certified CCBHC
B1851333074	1851333074	TRI-COUNTY BEHAVIORAL HEALTHCARE	Certified CCBHC
B1851333074	1760424980	TRI-COUNTY BEHAVIORAL HEALTHCARE	Certified CCBHC
B1851333074	1750337465	TRI-COUNTY BEHAVIORAL HEALTHCARE	Certified CCBHC
B1851333074	1629398367	TRI-COUNTY BEHAVIORAL HEALTHCARE	Certified CCBHC
B1851333074	1255716346	TRI-COUNTY BEHAVIORAL HEALTHCARE	Certified CCBHC
B1588643787	1588643787	TROPICAL TEXAS BEHAVIORAL HEALTH	Certified CCBHC
B1154348514	1154348514	WEST TEXAS CENTERS FOR MHMR	Certified CCBHC

Comprehensive Hospital Increase Reimbursement Program (CHIRP)
SFY 2022

National Provider Identifier	Each Provider	Total Amount of Directed Payment Each Provider Received	Federal Share of Directed Payment Each Provider Received	How is the state share of the Directed Payment financed (IGT, provider tax, etc)	Does the provider finance the state share for the Directed Payment? If so, how much?	Provider type/Class	Results of each performance Metric Associated with this Directed Payment for Each Provider
1982666111	MEMORIAL HERMANN HOSPITAL SYSTEM-MHHS HERMANN HOSPITAL	\$ 95,557,064	\$ 64,099,679	Provider Tax	\$ -	Urban	See AttachK4
1932123247	PARKLAND MEMORIAL HOSPITAL-PARKLAND MEMORIAL-REHAB UNIT	\$ 1,664,543	\$ 1,116,576	IGT	\$ 52,946,904	Urban	See AttachK4
1124074273	METHODIST HOSPITAL	\$ 40,092,220	\$ 26,893,861	Provider Tax	\$ -	Urban	See AttachK4
1477643690	TEXAS CHILDRENS HOSPITAL	\$ 41,162,871	\$ 27,612,054	Provider Tax	\$ -	Children's	See AttachK4
1821011248	BEXAR COUNTY HOSPITAL DISTRICT-UNIVERSITY HEALTH SYSTEM	\$ 32,601,506	\$ 21,869,090	IGT	\$ 21,842,059	Urban	See AttachK4
1548226988	UNIVERSITY OF TEXAS MEDICAL BRANCH AT GALVESTON	\$ 10,092,515	\$ 6,770,059	IGT	\$ 18,636,990	State-Owned Non-IMD	See AttachK4
1730132234	MEMORIAL HERMANN HEALTH SYSTEM-MHHS THE WOODLANDS HOSPITAL	\$ 26,231,034	\$ 17,595,777	Provider Tax	\$ -	Urban	See AttachK4
1477516466	SCOTT AND WHITE MEMORIAL HOSPITAL-SCOTT AND WHITE MEDICAL CENTER TEMPLE	\$ 43,048,840	\$ 28,877,162	Provider Tax	\$ -	Urban	See AttachK4
1053317362	DAY SURGERY AT RENAISSANCE LLC-DOCTORS HOSPITAL AT RENAISSANCE LTD	\$ 32,796,920	\$ 22,000,174	Provider Tax	\$ -	Urban	See AttachK4
1598744856	VHS SAN ANTONIO PARTNERS LLC-BAPTIST MEDICAL CENTER	\$ 31,624,044	\$ 21,213,409	Provider Tax	\$ -	Urban	See AttachK4
1194743013	CHILDRENS MEDICAL CENTER OF DALLAS-CHILDRENS MEDICAL CENTER	\$ 76,367,446	\$ 51,227,283	Provider Tax	\$ -	Children's	See AttachK4
1689628984	COLUMBIA HOSPITAL MEDICAL CITY DALLAS, SUBSIDIARY-COLUMBIA HOSPITAL AT MEDICAL C	\$ 11,660,993	\$ 7,822,194	Provider Tax	\$ -	Urban	See AttachK4
1205900370	HARRIS COUNTY HOSPITAL DISTRICT	\$ 1,282,574	\$ 860,350	IGT	\$ 25,400,895	Urban	See AttachK4
1992753222	TARRANT COUNTY HOSPITAL DISTRICT-JPS HEALTH NETWORK	\$ 11,985,812	\$ 8,040,083	IGT	\$ 21,062,241	Urban	See AttachK4
1336172105	TEXAS HEALTH HARRIS METHODIST HOSPITAL FORT WORTH-	\$ 22,924,072	\$ 15,377,467	Provider Tax	\$ -	Urban	See AttachK4
1770573586	MCALLEN HOSPITALS LP-EDINBURG HOSPITAL REHAB	\$ 37,139,132	\$ 24,912,930	Provider Tax	\$ -	Urban	See AttachK4
1891765178	COOK CHILDREN'S MEDICAL CENTER-	\$ 43,830,553	\$ 29,401,535	Provider Tax	\$ -	Children's	See AttachK4
1821087164	UNIVERSITY MEDICAL CENTER	\$ 10,146,876	\$ 6,806,524	IGT	\$ 2,739,672	Urban	See AttachK4
1023065794	CHCA WOMANS HOSPITAL LP-THE WOMANS HOSPITAL OF TEXAS	\$ 29,647,736	\$ 19,887,701	Provider Tax	\$ -	Urban	See AttachK4
1063466035	CHCA CLEAR LAKE LP-HCA HOUSTON HEALTHCARE CLEAR LAKE	\$ 20,132,140	\$ 13,504,639	Provider Tax	\$ -	Urban	See AttachK4
1689641680	CHRISTUS SPOHN HEALTH SYSTEM CORPORATION-CHRISTUS SPOHN HOSPITAL CORPUS CHRISTI	\$ 9,051,463	\$ 6,071,721	Provider Tax	\$ -	Urban	See AttachK4
1508810573	BAY AREA HEALTHCARE GROUP, LTD-CORPUS CHRISTI MEDICAL CENTER	\$ 16,778,318	\$ 11,254,896	Provider Tax	\$ -	Urban	See AttachK4
1770536120	EL PASO HEALTHCARE SYSTEM LTD-LAS PALMAS MEDICAL CENTER	\$ 20,945,227	\$ 14,050,058	Provider Tax	\$ -	Urban	See AttachK4
1720033947	ST DAVIDS COMMUNITY HOSPITAL-ST DAVIDS MEDICAL CENTER	\$ 15,433,203	\$ 10,352,592	Provider Tax	\$ -	Urban	See AttachK4
1184622847	CHI ST LUKES HEALTH BAYLOR COLLEGE OF MEDICINE MED	\$ 2,995,405	\$ 2,009,318	Provider Tax	\$ -	Urban	See AttachK4
1467442418	NORTHWEST HEALTHCARE SYSTEM INC-NORTHWEST TEXAS-PSYC UNIT	\$ 6,188,965	\$ 4,151,558	Provider Tax	\$ -	Urban	See AttachK4
1548286172	DRISCOLL CHILDRENS HOSPITAL	\$ 110,316,260	\$ 74,000,147	Provider Tax	\$ -	Children's	See AttachK4
1154618742	VHS HARLINGEN HOSPITAL COMPANY LLC-	\$ 19,957,133	\$ 13,387,244	Provider Tax	\$ -	Urban	See AttachK4
1174576698	CHCA BAYSHORE LP-HCA HOUSTON HEALTHCARE SOUTHEAST	\$ 12,586,815	\$ 8,443,236	Provider Tax	\$ -	Urban	See AttachK4
1811942238	KINGWOOD PLAZA HOSPITAL-HCA HOUSTON HEALTHCARE KINGWOOD	\$ 8,389,198	\$ 5,627,474	Provider Tax	\$ -	Urban	See AttachK4
1700801909	TENET HOSPITALS LIMITED-THE HOSPITALS OF PROVIDENCE MEMORIAL CAMPUS	\$ 20,052,664	\$ 13,451,327	Provider Tax	\$ -	Urban	See AttachK4
1528027786	METHODIST HOSPITALS OF DALLAS-METHODIST DALLAS MEDICAL CENTER	\$ 6,979,111	\$ 4,681,587	Provider Tax	\$ -	Urban	See AttachK4
1164526786	SETON FAMILY OF HOSPITALS-SETON MEDICAL CENTER AUSTIN	\$ 15,817,076	\$ 10,610,095	Provider Tax	\$ -	Urban	See AttachK4
1619924719	COLUMBIA RIO GRANDE HEALTHCARE LP-RIO GRANDE REGIONAL HOSPITAL	\$ 8,087,292	\$ 5,424,955	Provider Tax	\$ -	Urban	See AttachK4
1396779948	TEXAS HEALTH PRESBYTERIAN HOSPITAL DALLAS-TEXAS PRESBYTERIAN HOSPITAL OF DALLAS	\$ 1,089,084	\$ 730,557	Provider Tax	\$ -	Urban	See AttachK4
1679578439	MOTHER FRANCES HOSPITAL REGIONAL HEALTHCARE CENTER-MOTHER FRANCES HOSPITAL	\$ 10,093,390	\$ 6,770,646	Provider Tax	\$ -	Urban	See AttachK4
1629021845	ST DAVID'S HEALTHCARE PARTNERSHIP LP LLP-ST DAVID'S NORTH AUSTIN MEDICAL CENTER	\$ 14,944,268	\$ 10,024,615	Provider Tax	\$ -	Urban	See AttachK4
1154361475	SAINT JOSEPH MEDICAL CENTER	\$ 5,952,624	\$ 3,993,020	Provider Tax	\$ -	Urban	See AttachK4
1124092036	CHRISTUS GOOD SHEPHERD MEDICAL CENTER-CHRISTUS GOOD SHEPHERD MEDICAL CENTER MARSHALL	\$ 9,756,426	\$ 6,544,610	Provider Tax	\$ -	Urban	See AttachK4
1548232044	LAREDO MEDICAL CENTER	\$ 13,535,080	\$ 9,079,332	Provider Tax	\$ -	Urban	See AttachK4

Comprehensive Hospital Increase Reimbursement Program (CHIRP)
SFY 2022

National Provider Identifier	Each Provider	Total Amount of Directed Payment Each Provider Received	Federal Share of Directed Payment Each Provider Received	How is the state share of the Directed Payment financed (IGT, provider tax, etc)	Does the provider finance the state share for the Directed Payment? If so, how much?	Provider type/Class	Results of each performance Metric Associated with this Directed Payment for Each Provider
1740450121	HOUSTON NORTHWEST OPERATING COMPANY LLC-HOUSTON NORTHWEST MEDICAL CENTER	\$ 9,789,572	\$ 6,566,845	Provider Tax	\$ -	Urban	See AttachK4
1134172406	COLUMBIA MEDICAL CENTER OF ARLINGTON SUBSIDIARY LP-MEDICAL CENTER OF ARLINGTON	\$ 16,092,107	\$ 10,794,586	Provider Tax	\$ -	Urban	See AttachK4
1821004151	CHRISTUS SANTA ROSA HEALTH CARE CORPORATION-CHRISTUS SANTA ROSA CHILDRENS	\$ 9,260,721	\$ 6,212,091	Provider Tax	\$ -	Children's	See AttachK4
1891882833	HILLCREST BAPTIST MEDICAL CENTER-BAYLOR SCOTT AND WHITE MEDICAL CENTER HILLCREST	\$ 13,447,849	\$ 9,020,817	Provider Tax	\$ -	Urban	See AttachK4
1407364847	TYLER REGIONAL HOSPITAL LLC-UT HEALTH EAST TEXAS TYLER REGIONAL HOSPITAL	\$ 6,487,174	\$ 4,351,596	Provider Tax	\$ -	Urban	See AttachK4
1396731105	LAREDO REGIONAL MEDICAL CENTER LP-DOCTORS HOSPITAL OF LAREDO	\$ 7,067,482	\$ 4,740,867	Provider Tax	\$ -	Urban	See AttachK4
1023013448	UNITED REGIONAL HEALTHCARE	\$ 9,793,273	\$ 6,569,328	Provider Tax	\$ -	Urban	See AttachK4
1962455816	CHCA CONROE LP-HCA HOUSTON HEALTHCARE CONROE	\$ 7,276,686	\$ 4,881,201	Provider Tax	\$ -	Urban	See AttachK4
1316936990	EL PASO COUNTY HOSPITAL DISTRICT-UNIVERSITY MEDICAL CENTER OF EL PASO	\$ 906,713	\$ 608,223	IGT	\$ 2,739,672	Urban	See AttachK4
1447250253	BAYLOR UNIVERSITY MEDICAL CENTER	\$ 255,366	\$ 171,300	Provider Tax	\$ -	Urban	See AttachK4
1275580938	CHCA WEST HOUSTON LP-HCA HOUSTON HEALTHCARE WEST	\$ 563,011	\$ 377,668	Provider Tax	\$ -	Urban	See AttachK4
1184911877	VHS BROWNSVILLE HOSPITAL COMPANY LLC-VALLEY BAPTIST MEDICAL CENTER BROWNSVILLE	\$ 10,161,318	\$ 6,816,212	Provider Tax	\$ -	Urban	See AttachK4
1972709970	TENET HOSPITALS LIMITED-THE HOSPITALS OF PROVIDENCE EAST CAMPUS	\$ 19,164,503	\$ 12,855,549	Provider Tax	\$ -	Urban	See AttachK4
1093810327	SETON FAMILY OF HOSPITALS-DELL SETON MEDICAL CENTER AT THE UNIVERSITY OF TEX	\$ 5,184,754	\$ 3,477,933	Provider Tax	\$ -	Urban	See AttachK4
1447355771	SETON HEALTHCARE-DELL CHILDRENS MEDICAL CENTER	\$ 69,586,361	\$ 46,678,531	Provider Tax	\$ -	Children's	See AttachK4
1043267701	COLUMBIA VALLEY HEALTHCARE SYSTEMS LP-VALLEY REGIONAL MEDICAL CENTER	\$ 9,534,611	\$ 6,395,817	Provider Tax	\$ -	Urban	See AttachK4
1295843787	MEMORIAL HERMANN HOSPITAL SYSTEM-MHHS NORTHEAST HOSPITAL	\$ 7,825,897	\$ 5,249,612	Provider Tax	\$ -	Urban	See AttachK4
1679557888	CHRISTUS HEALTH SOUTHEAST TEXAS-CHRISTUS HOSPITAL	\$ 7,935,200	\$ 5,322,932	Provider Tax	\$ -	Urban	See AttachK4
1275592131	METHODIST HOSPITAL OF DALLAS-METHODIST CHARLTON MEDICAL CENTER	\$ 4,225,932	\$ 2,834,755	Provider Tax	\$ -	Urban	See AttachK4
1740233782	MEMORIAL HERMANN HOSPITAL SYSTEM-MHHS MEMORIAL CITY HOSPITAL	\$ 10,984,306	\$ 7,368,273	Provider Tax	\$ -	Urban	See AttachK4
1194787218	CHRISTUS SANTA ROSA HEALTH CARE CORPORATION-CHRISTUS SANTA ROSA HOSPITAL	\$ 4,305,679	\$ 2,888,250	Provider Tax	\$ -	Urban	See AttachK4
1669472387	BAYLOR ALL SAINTS MEDICAL CENTER-BAYLOR SCOTT & WHITE ALL SAINTS MEDICAL CENTER FOR	\$ 11,865,221	\$ 7,959,190	Provider Tax	\$ -	Urban	See AttachK4
1205833985	MISSION HOSPITAL INC-MISSION REGIONAL MEDICAL CENTER	\$ 5,138,839	\$ 3,447,133	Provider Tax	\$ -	Urban	See AttachK4
1942294939	SAINT JOSEPH REGIONAL HEALTH CENTER	\$ 5,944,120	\$ 3,987,316	Provider Tax	\$ -	Urban	See AttachK4
1740273994	ECTOR COUNTY HOSPITAL DISTRICT-MEDICAL CENTER HOSPITAL	\$ 6,125,761	\$ 4,109,160	IGT	\$ 5,296,098	Urban	See AttachK4
1407191984	BSA HOSPITAL LLC-BAPTIST ST ANTHONYS HEALTH SYSTEM	\$ 3,515,450	\$ 2,358,164	Provider Tax	\$ -	Urban	See AttachK4
1912906298	SOUTHWEST GENERAL HOSPITAL LP-SOUTHWEST GENERAL HOSPITAL	\$ 4,551,184	\$ 3,052,934	Provider Tax	\$ -	Urban	See AttachK4
1871619254	METHODIST WILLOWBROOK-HOUSTON METHODIST WILLOWBROOK HOSPITAL	\$ 8,219,729	\$ 5,513,794	Provider Tax	\$ -	Urban	See AttachK4
1093744187	BAPTIST HOSPITALS OF SOUTHEAST TEXAS-MEMORIAL HERMANN BAPTIST BEAUMONT HOSPITAL	\$ 4,226,188	\$ 2,834,927	Provider Tax	\$ -	Urban	See AttachK4
1679528889	ST DAVIDS HEALTHCARE PARTNERSHIP LP LLP-SOUTH AUSTIN HOSPITAL	\$ 5,881,124	\$ 3,945,058	Provider Tax	\$ -	Urban	See AttachK4
1699726406	COLUMBIA MEDICAL CENTER OF PLANO LP-MEDICAL CENTER OF PLANO	\$ 7,723,916	\$ 5,181,203	Provider Tax	\$ -	Urban	See AttachK4
1801852736	ODESSA REGIONAL HOSPITAL LP-ODESSA REGIONAL MEDICAL CENTER	\$ 6,148,997	\$ 4,124,747	Provider Tax	\$ -	Urban	See AttachK4
1083112023	PIPELINE EAST DALLAS LLC-CITY HOSPITAL AT WHITE ROCK	\$ 1,596,542	\$ 1,070,960	Provider Tax	\$ -	Urban	See AttachK4
1093708679	PROVIDENCE HEALTH SERVICES OF WACO-PROVIDENCE HEALTHCARE NETWORK	\$ 5,335,731	\$ 3,579,208	Provider Tax	\$ -	Urban	See AttachK4
1720480627	CHILDRENS MEDICAL CENTER OF DALLAS-CHILDREN'S MEDICAL CENTER PLANO	\$ 150,708	\$ 101,095	Provider Tax	\$ -	Children's	See AttachK4
1548387418	THE METHODIST HOSPITAL	\$ 4,621,826	\$ 3,100,321	Provider Tax	\$ -	Urban	See AttachK4

Comprehensive Hospital Increase Reimbursement Program (CHIRP)
SFY 2022

National Provider Identifier	Each Provider	Total Amount of Directed Payment Each Provider Received	Federal Share of Directed Payment Each Provider Received	How is the state share of the Directed Payment financed (IGT, provider tax, etc)	Does the provider finance the state share for the Directed Payment? If so, how much?	Provider type/Class	Results of each performance Metric Associated with this Directed Payment for Each Provider
1033120423	TEXAS HEALTH HUGULEY INC-TEXAS HEALTH HUGULEY FORT WORTH SOUTH	\$ 3,422,556	\$ 2,295,851	Provider Tax	\$ -	Urban	See AttachK4
1417980202	TEXAS HEALTH HARRIS METHODIST HOSPITAL SOUTHWEST F-	\$ 10,913,569	\$ 7,320,822	Provider Tax	\$ -	Urban	See AttachK4
1851390967	UHS OF TEXOMA INC-REBA MCENTIRE CENTER FOR REHABILITATION	\$ 3,480,125	\$ 2,334,468	Provider Tax	\$ -	Urban	See AttachK4
1528026267	LONGVIEW MEDICAL CENTER LP-LONGVIEW REGIONAL MEDICAL CENTER	\$ 7,342,382	\$ 4,925,270	Provider Tax	\$ -	Urban	See AttachK4
1861488579	KNAPP MEDICAL CENTER	\$ 1,689,589	\$ 1,133,376	Provider Tax	\$ -	Urban	See AttachK4
1891789772	SAN JACINTO METHODIST HOSPITAL-HOUSTON METHODIST SAN JACINTO HOSPITAL	\$ 7,004,028	\$ 4,698,302	Provider Tax	\$ -	Urban	See AttachK4
1598750721	HUNT MEMORIAL HOSPITAL DISTRICT-HUNT REGIONAL MEDICAL CENTER	\$ 1,623,888	\$ 1,089,304	IGT	\$ 2,567,091	Urban	See AttachK4
1851343909	VICTORIA OF TEXAS LP-DEAR HOSPITAL NAVARRO NORTH PSYCH UNIT	\$ 6,078,792	\$ 4,077,654	Provider Tax	\$ -	Urban	See AttachK4
1992707228	SHANNON MEDICAL CENTER-SHANNON W TX MEM HOSP	\$ 18,295,705	\$ 12,272,759	Provider Tax	\$ -	Urban	See AttachK4
1174533343	TEXAS HEALTH ARLINGTON MEMORIAL HOSPITAL-	\$ 6,389,009	\$ 4,285,747	Provider Tax	\$ -	Urban	See AttachK4
1295788735	MEMORIAL HERMANN HOSPITAL SYSTEM-MHHS SUGAR LAND HOSPITAL	\$ 6,146,629	\$ 4,123,159	Provider Tax	\$ -	Urban	See AttachK4
1629089966	METROPLEX ADVENTIST HOSPITAL INC-METROPLEX HOSPITAL	\$ 4,554,690	\$ 3,055,286	Provider Tax	\$ -	Urban	See AttachK4
1255325817	MIDLAND COUNTY HOSPITAL DISTRICT-MIDLAND MEMORIAL HOSPITAL	\$ 4,348,621	\$ 2,917,055	IGT	\$ 13,370,604	Urban	See AttachK4
1437171568	METHODISTS CHILDRENS HOSPITAL-COVENANT CHILDRENS HOSPITAL	\$ 21,249,164	\$ 14,253,939	Provider Tax	\$ -	Children's	See AttachK4
1437102639	COLUMBIA MEDICAL CENTER OF MCKINNEY SUBSIDIARY LP-MEDICAL CENTER OF MCKINNEY	\$ 5,570,420	\$ 3,736,638	Provider Tax	\$ -	Urban	See AttachK4
1659525236	METHODIST HEALTHCARE SYSTEM OF SAN ANTONIO LTD LLP-METHODIST STONE OAK HOSPITAL	\$ 5,059,159	\$ 3,393,684	Provider Tax	\$ -	Urban	See AttachK4
1700883196	OAK BEND MEDICAL CENTER-OAKBEND MEDICAL CENTER	\$ 2,669,518	\$ 1,790,713	IGT	\$ 3,445,370	Urban	See AttachK4
1770514077	TEXAS HEALTH PRESBYTERIAN HOSPITAL PLANO-	\$ 90,771	\$ 60,889	Provider Tax	\$ -	Urban	See AttachK4
1003883158	TEXAS HEALTH PRESBYTERIAN HOSPITAL DENTON-	\$ 1,963,100	\$ 1,316,848	Provider Tax	\$ -	Urban	See AttachK4
1295736734	CHRISTUS HEALTH ARK LATEX-	\$ 5,824,448	\$ 3,907,039	Provider Tax	\$ -	Urban	See AttachK4
1104845015	TEXAS HEALTH HARRIS METHODIST HOSPITAL HURST-EULES-	\$ 5,505,379	\$ 3,693,008	Provider Tax	\$ -	Urban	See AttachK4
1265772362	SCOTT AND WHITE HOSPITAL COLLEGE STATION-BAYLOR SCOTT & WHITE MEDICAL CENTER COLLEGE STATION	\$ 7,502,593	\$ 5,032,739	Provider Tax	\$ -	Urban	See AttachK4
1750819025	NORTH HOUSTON TRMC LLC-TOMBALL REGIONAL MEDICAL CENTER	\$ 2,841,000	\$ 1,905,743	Provider Tax	\$ -	Urban	See AttachK4
1205018439	LAKE POINTE MEDICAL CENTER-BAYLOR SCOTT & WHITE MEDICAL CENTER LAKE POINTE	\$ 499,764	\$ 335,242	Provider Tax	\$ -	Urban	See AttachK4
1932152337	MEMORIAL HERMANN HOSPITAL SYSTEM-MHHS KATY HOSPITAL	\$ 3,987,905	\$ 2,675,087	Provider Tax	\$ -	Urban	See AttachK4
1033165501	METHODIST HOSPITALS OF DALLAS-METHODIST RICHARDSON MEDICAL CENTER	\$ 409,613	\$ 274,769	Provider Tax	\$ -	Urban	See AttachK4
1659323772	COLUMBIA PLAZA MED CTR OF FT WORTH SUBSIDIARY LP-PLAZA MEDICAL CENTER OF FORT WORTH	\$ 3,409,064	\$ 2,286,800	Provider Tax	\$ -	Urban	See AttachK4
1942208616	ST LUKES COMMUNITY HEALTH SERVICES-ST LUKES THE WOODLANDS HOSPITAL	\$ 4,072,523	\$ 2,731,849	Provider Tax	\$ -	Urban	See AttachK4
1083937593	METHODIST HEALTH CENTERS-HOUSTON METHODIST WEST HOSPITAL	\$ 7,283,327	\$ 4,885,656	Provider Tax	\$ -	Urban	See AttachK4
1841562709	HH KILLEEN HEALTH SYSTEM LLC-SETON MEDICAL CENTER HARKER HEIGHTS	\$ 4,259,879	\$ 2,857,527	Provider Tax	\$ -	Urban	See AttachK4
1861467573	THE MEDICAL CENTER OF SOUTHEAST TEXAS LP-	\$ 2,545,453	\$ 1,707,490	Provider Tax	\$ -	Urban	See AttachK4
1972517365	COVENANT HEALTH SYSTEM-COVENANT MEDICAL CENTER	\$ 2,338,920	\$ 1,568,947	Provider Tax	\$ -	Urban	See AttachK4
1619115383	SETON FAMILY OF HOSPITALS-SETON MEDICAL CENTER HAYS	\$ 3,811,117	\$ 2,556,497	Provider Tax	\$ -	Urban	See AttachK4
1558659714	EL PASO CHILDRENS HOSPITAL-	\$ 13,388,939	\$ 8,981,301	Provider Tax	\$ -	Children's	See AttachK4
1881688976	HARLINGEN MEDICAL CENTER LP-	\$ 1,678,677	\$ 1,126,056	Provider Tax	\$ -	Urban	See AttachK4
1790174860	PRIME HEALTHCARE SERVICES MESQUITE LLC-DALLAS REGIONAL MEDICAL CENTER	\$ 3,437,621	\$ 2,305,956	Provider Tax	\$ -	Urban	See AttachK4
1073043592	HOUSTON PPH LLC-HCA HOUSTON HEALTHCARE MEDICAL CENTER	\$ 985,895	\$ 661,338	Provider Tax	\$ -	Urban	See AttachK4
1952723967	HOUSTON METHODIST ST JOHN HOSPITAL-HOUSTON METHODIST CLEAR LAKE HOSPITAL	\$ 1,762,359	\$ 1,182,191	Provider Tax	\$ -	Urban	See AttachK4
1417465824	ATHENS HOSPITAL LLC-UT HEALTH EAST TEXAS ATHENS HOSPITAL	\$ 3,741,131	\$ 2,509,551	Provider Tax	\$ -	Urban	See AttachK4
1720088123	GUADALUPE COUNTY HOSPITAL BOARD-GUADALUPE REGIONAL MEDICAL CENTER	\$ 1,769,466	\$ 1,186,957	IGT	\$ 1,713,265	Urban	See AttachK4

Comprehensive Hospital Increase Reimbursement Program (CHIRP)
SFY 2022

National Provider Identifier	Each Provider	Total Amount of Directed Payment Each Provider Received	Federal Share of Directed Payment Each Provider Received	How is the state share of the Directed Payment financed (IGT, provider tax, etc)	Does the provider finance the state share for the Directed Payment? If so, how much?	Provider type/Class	Results of each performance Metric Associated with this Directed Payment for Each Provider
1124052162	CITIZENS MEDICAL CENTER COUNTY OF VICTORIA-CITIZENS MEDICAL CENTER	\$ 1,486,352	\$ 997,045	IGT	\$ 2,232,816	Urban	See AttachK4
1124137054	SETON FAMILY OF HOSPITALS-ASCENSION SETON NORTHWEST	\$ 4,488,218	\$ 3,010,697	Provider Tax	\$ -	Urban	See AttachK4
1578780870	SETON FAMILY OF HOSPITALS-SETON MEDICAL CENTER WILLIAMSON	\$ 4,335,594	\$ 2,908,316	Provider Tax	\$ -	Urban	See AttachK4
1285798918	UNIVERSITY OF TEXAS SOUTHWESTERN MEDICAL CENTER AT-UNIVERSITY OF TEXAS SOUTHWESTERN UNIVERSITY HOSPTI	\$ 1,681,144	\$ 1,127,712	IGT	\$ 13,755,289	State-Owned Non-IMD	See AttachK4
1497871628	METHODIST SUGAR LAND HOSPITAL-HOUSTON METHODIST SUGAR LAND HOSPITAL	\$ 2,493,229	\$ 1,672,458	Provider Tax	\$ -	Urban	See AttachK4
1265568638	SCOTT AND WHITE HOSPITAL ROUND ROCK-BAYLOR SCOTT & WHITE MEDICAL CENTER - ROUND ROCK	\$ 2,488,622	\$ 1,669,368	Provider Tax	\$ -	Urban	See AttachK4
1659559573	ST. LUKE'S COMMUNITY DEVELOPMENT CORPORATION-SUGAR-ST. LUKE'S SUGAR LAND HOSPITAL	\$ 1,663,852	\$ 1,116,112	Provider Tax	\$ -	Urban	See AttachK4
1902857766	COLUMBIA MEDICAL CENTER OF LAS COLINAS, INC-LAS COLINAS MEDICAL CENTER	\$ 2,988,169	\$ 2,004,464	Provider Tax	\$ -	Urban	See AttachK4
1649223645	ST DAVIDS HEALTHCARE PARTNERSHIP LP LLP-ROUND ROCK MEDICAL CENTER	\$ 2,515,326	\$ 1,687,280	Provider Tax	\$ -	Urban	See AttachK4
1992700983	BAYLOR MEDICAL CENTER AT IRVING-	\$ 9,671,040	\$ 6,487,333	Provider Tax	\$ -	Urban	See AttachK4
1710314141	SAINT LUKE'S AT VINTAGE	\$ 905,943	\$ 607,707	Provider Tax	\$ -	Urban	See AttachK4
1972581940	COMMUNITY HOSPITAL OF BRAZOSPORT-BRAZOSPORT REGIONAL HEALTH SYSTEM	\$ 978,995	\$ 656,710	Provider Tax	\$ -	Urban	See AttachK4
1255384533	MEDICAL CENTER OF LEWISVILLE SUBSIDIARY LP-MEDICAL CENTER OF LEWISVILLE	\$ 7,149,809	\$ 4,796,092	Provider Tax	\$ -	Urban	See AttachK4
1215969787	TENET HOSPITALS LIMITED-THE HOSPITALS OF PROVIDENCE SIERRA CAMPUS	\$ 1,778,030	\$ 1,192,702	Provider Tax	\$ -	Urban	See AttachK4
1417471467	WEATHERFORD HEALTH SERVICES, LLC-	\$ 1,480,216	\$ 992,929	Provider Tax	\$ -	Urban	See AttachK4
1689629941	METHODIST HOSPITAL OF DALLAS-METHODIST MANSFIELD MEDICAL CENTER	\$ 4,794,252	\$ 3,215,984	Provider Tax	\$ -	Urban	See AttachK4
1417941295	UNIVERSITY OF TEXAS HEALTH AND SCIENCE CENTER AT TYLER	\$ 219,567	\$ 147,285	IGT	\$ 1,130,547	State-Owned Non-IMD	See AttachK4
1306897277	COLUMBIA MEDICAL CENTER OF DENTON SUBSIDIARY LP-DENTON REGIONAL MEDICAL CENTER	\$ 1,396,472	\$ 936,753	Provider Tax	\$ -	Urban	See AttachK4
1396778064	TEXAS HEALTH HARRIS METHODIST HOSPITAL CLEBURNE-	\$ 1,659,104	\$ 1,112,927	Provider Tax	\$ -	Urban	See AttachK4
1447883301	CHRISTUS Santa Rosa Hospital-San Marcos	\$ 1,619,804	\$ 1,086,564	Provider Tax	\$ -	Urban	See AttachK4
1114903523	BRIM HEALTHCARE OF TEXAS LLC-WADLEY REGIONAL MEDICAL CENTER	\$ 1,037,473	\$ 695,937	Provider Tax	\$ -	Urban	See AttachK4
1376662296	CEDAR PARK REGIONAL MEDICAL CENTER	\$ 3,599,983	\$ 2,414,869	Provider Tax	\$ -	Urban	See AttachK4
1871911016	NORTH TEXAS - MCA, LLC-MEDICAL CENTER OF ALLIANCE	\$ 2,492,594	\$ 1,672,032	Provider Tax	\$ -	Urban	See AttachK4
1609275585	CHCA PEARLAND, LP-HCA HOUSTON HEALTHCARE PEARLAND	\$ 698,173	\$ 468,334	Provider Tax	\$ -	Urban	See AttachK4
1265430177	BAYLOR MEDICAL CENTER AT WAXAHACHIE	\$ -	\$ -	Provider Tax	\$ -	Urban	See AttachK4
1215296884	TEXAS HEALTH HARRIS METHODIST HOSPITAL ALLIANCE-	\$ 2,115,253	\$ 1,418,912	Provider Tax	\$ -	Urban	See AttachK4
1538522412	TENET HOSPITALS LIMITED-THE HOSPITALS OF PROVIDENCE TRANSMOUNTAIN CAMPUS	\$ 2,092,933	\$ 1,403,940	Provider Tax	\$ -	Urban	See AttachK4
1902047376	FLOWER MOUND HOSPITAL PARTNERS LLC-TEXAS HEALTH PRESBYTERIAN HOSPITAL FLOWER MOUND	\$ 2,060,272	\$ 1,382,031	Provider Tax	\$ -	Urban	See AttachK4
1134166192	ORTHOPEDIC HOSPITAL LTD-TEXAS ORTHOPEDIC HOSPITAL	\$ 576,443	\$ 386,678	Provider Tax	\$ -	Urban	See AttachK4
1427472463	RESOLUTE HOSPITAL COMPANY LLC-	\$ 1,783,477	\$ 1,196,357	Provider Tax	\$ -	Urban	See AttachK4
1518911833	COLUMBIA NORTH HILLS HOSPITAL-COLUMBIA NORTH HILLS HOSPITA	\$ 1,996,120	\$ 1,338,997	Provider Tax	\$ -	Urban	See AttachK4
1124305065	BAYLOR MEDICAL CENTERS AT GARLAND AND MCKINNEY-BAYLOR SCOTT AND WHITE MEDICAL CENTER - MCKINNEY	\$ -	\$ -	Provider Tax	\$ -	Urban	See AttachK4
1245878990	WALKER COUNTY HOSPITAL CORPORATION-HUNTSVILLE MEMORIAL HOSPITAL	\$ 647,653	\$ 434,445	IGT	\$ 18	Urban	See AttachK4
1770579591	FORT DUNCAN REGIONAL MEDICAL CENTER LP-FORT DUNCAN REGIONAL MEDICAL CENTER	\$ 3,084,500	\$ 2,069,082	Provider Tax	\$ -	Rural	See AttachK4

Comprehensive Hospital Increase Reimbursement Program (CHIRP)
SFY 2022

National Provider Identifier	Each Provider	Total Amount of Directed Payment Each Provider Received	Federal Share of Directed Payment Each Provider Received	How is the state share of the Directed Payment financed (IGT, provider tax, etc)	Does the provider finance the state share for the Directed Payment? If so, how much?	Provider type/Class	Results of each performance Metric Associated with this Directed Payment for Each Provider
1396746129	MEMORIAL MEDICAL CENTER OF EAST TEXAS-MEMORIAL MED CTR OF EAST TX	\$ 2,084,372	\$ 1,398,197	Provider Tax	\$ -	Rural	See AttachK4
1487607792	WOODLAND HEIGHTS MEDICAL CENTER	\$ 2,091,127	\$ 1,402,728	Provider Tax	\$ -	Rural	See AttachK4
1629138029	ROCKWALL REGIONAL HOSPITAL LLC-TEXAS HEALTH PRESBYTERIAN HOSPITAL ROCKWALL	\$ 363,272	\$ 243,683	Provider Tax	\$ -	Urban	See AttachK4
1063411767	ESSENT PRMC LP-PARIS REGIONAL MEDICAL CENTER	\$ 1,284,658	\$ 861,748	Provider Tax	\$ -	Rural	See AttachK4
1740288505	UVALDE COUNTY HOSPITAL AUTHORITY-UVALDE MEMORIAL HOSPITAL	\$ 2,882,144	\$ 1,933,342	IGT	\$ 1,210,311	Rural	See AttachK4
1033568621	CHRISTUS HOPKINS HEALTH ALLIANCE-CHRISTUS MOTHER FRANCES HOSPITAL - SULPHUR SPRINGS	\$ 988,434	\$ 663,042	Provider Tax	\$ -	Rural	See AttachK4
1801831748	NACOGDOCHES COUNTY HOSPITAL DISTRICT-MEMORIAL HOSPITAL	\$ 429,313	\$ 287,983	IGT	\$ 3,611,455	Rural	See AttachK4
1053963009	COLLEGE STATION MEDICAL CENTER	\$ 3,775	\$ 2,532	Provider Tax	\$ -	Urban	See AttachK4
1457382798	TEXAS HEALTH PRESBYTERIAN HOSPITAL KAUFMAN-	\$ 387,386	\$ 259,858	Provider Tax	\$ -	Urban	See AttachK4
1124076401	DECATUR HOSPITAL AUTHORITY-WISE HEALTH SYSTEM	\$ 2,838,118	\$ 1,903,810	IGT	\$ 2,828,192	Rural	See AttachK4
1871917971	SAN ANTONIO BEHAVIORAL HEALTHCARE HOSPITAL, LLC-	\$ 770,963	\$ 517,162	Provider Tax	\$ -	Non-State-Owned IMD	See AttachK4
1598764359	WEST OAK HOSPITAL INC-TEXAS WEST OAKS HOSPITAL	\$ 1,667,635	\$ 1,118,649	Provider Tax	\$ -	Non-State-Owned IMD	See AttachK4
1700885076	NACOGDOCHES MEDICAL CENTER	\$ 1,948,815	\$ 1,307,265			Rural	See AttachK4
1386779304	UNIVERSITY BEHAVIORAL HEALTH OF EL PASO LLC	\$ 1,047,446	\$ 702,627	Provider Tax	\$ -	Non-State-Owned IMD	See AttachK4
1710985098	TIRR MEMORIAL HERMANN	\$ -	\$ -	Provider Tax	\$ -	Urban	See AttachK4
1174526529	TITUS COUNTY MEM HOSP DIST-TITUS REGIONAL MEDICAL CENTER	\$ 1,076,672	\$ 722,231	IGT	\$ 619,084	Rural	See AttachK4
1508899204	TEXAS HEALTH HARRIS METHODIST HOSPITAL AZLE-	\$ 321,674	\$ 215,779	Provider Tax	\$ -	Urban	See AttachK4
1255708715	OCH HOLDINGS-OUR CHILDRENS HOUSE	\$ 1,668	\$ 1,119	Provider Tax	\$ -	Children's	See AttachK4
1548291883	TEXAS HEALTH PRESBYTERIAN HOSPITAL ALLEN-	\$ 88,427	\$ 59,317	Provider Tax	\$ -	Urban	See AttachK4
1003282039	SUN HOUSTON, LLC-	\$ 1,433,783	\$ 961,782	Provider Tax	\$ -	Non-State-Owned IMD	See AttachK4
1326015595	Clarity Child Guidance Center 8535 Tom Slick Drive San Antonio, TX 78229	\$ 454,264	\$ 304,720	Provider Tax	\$ -	Non-state-owned IMD	See AttachK4
1457791105	DALLAS BEHAVIORAL HEALTHCARE HOSPITAL LLC-	\$ 647,986	\$ 434,669	Provider Tax	\$ -	Non-State-Owned IMD	See AttachK4
1164510673	PALESTINE PRINCIPAL HEALTHCARE LIMITED PARTNERSHIP-PALESTINE REGIONAL MEDICAL	\$ 1,663,222	\$ 1,115,689			Rural	See AttachK4
1861598633	SHC KPH LP-KINGWOOD PINES HOSPITAL	\$ 1,540,398	\$ 1,033,299	Provider Tax	\$ -	Non-State-Owned IMD	See AttachK4
1245344472	TXDSHS dba North Texas State Hospital-Vernon*	\$ -	\$ -	IGT	\$ -	State-Owned IMD	See AttachK4
1043280951	TEXAS LAUREL RIDGE HOSPITAL LP-LAUREL RIDGE TREATMENT CENTER	\$ 603,748	\$ 404,994	Provider Tax	\$ -	Non-State-Owned IMD	See AttachK4
1184179194	METHODIST HEALTH CENTERS-HOUSTON METHODIST THE WOODLANDS HOSPITAL	\$ 916,312	\$ 614,662	Provider Tax		Urban	See AttachK4
1104830900	VAL VERDE HOSPITAL CORPORATION-VAL VERDE REGIONAL MEDICAL CENTER	\$ 332,695	\$ 223,172	IGT	\$ 680,998	Rural	See AttachK4
1790782704	SID PETERSON MEMORIAL HOSPITAL-PETERSON REGIONAL MEDICAL CENTER	\$ 553,777	\$ 371,473	Provider Tax	\$ -	Rural	See AttachK4
1679678767	MATAGORDA COUNTY HOSPITAL DISTRICT-MATAGORDA REGIONAL MEDICAL CENTER	\$ 506,695	\$ 339,891	IGT	\$ 614,365	Rural	See AttachK4
1730697350	JACKSONVILLE HOSPITAL LLC-UT HEALTH EAST TEXAS JACKSONVILLE HOSPITAL	\$ 1,132,747	\$ 759,847	Provider Tax	\$ -	Rural	See AttachK4
1689650616	MEMORIAL HOSP OF POLK COUNTY-CHI ST LUKES HEALTH MEMORIAL LIVINGSTON	\$ 12,021	\$ 8,063	Provider Tax	\$ -	Rural	See AttachK4

Comprehensive Hospital Increase Reimbursement Program (CHIRP)
SFY 2022

National Provider Identifier	Each Provider	Total Amount of Directed Payment Each Provider Received	Federal Share of Directed Payment Each Provider Received	How is the state share of the Directed Payment financed (IGT, provider tax, etc)	Does the provider finance the state share for the Directed Payment? If so, how much?	Provider type/Class	Results of each performance Metric Associated with this Directed Payment for Each Provider
1922078815	GLEN OAKS HOSPITAL INC-GLEN OAKS HOSPITAL	\$ 78,096	\$ 52,387	Provider Tax	\$ -	Non-State-Owned IMD	See AttachK4
1144274226	NAVARRO REGIONAL HOSPITAL	\$ 3,686,949	\$ 2,473,205	Provider Tax	\$ -	Rural	See AttachK4
1114998911	LAKE GRANBURY MEDICAL CENTER	\$ 3,507,014	\$ 2,352,505	Provider Tax	\$ -	Rural	See AttachK4
1003885641	CHRISTUS SPOHN HEALTH SYSTEM CORPORATION-CHRISTUS SPOHN HEALTH SYSTEM CORPORATION-CHRISTUS SPOHN HOSPITAL BEEVILLE	\$ 2,083,077	\$ 1,397,328	Provider Tax	\$ -	Rural	See AttachK4
1447228747	ST LUKES PATIENTS MEDICAL CENTER-	\$ 55,749	\$ 37,396	Provider Tax	\$ -	Urban	See AttachK4
1407990088	HENDERSON HOSPITAL LLC-UT HEALTH EAST TEXAS HENDERSON HOSPITAL	\$ 606,228	\$ 406,658	Provider Tax	\$ -	Rural	See AttachK4
1326546797	SCOTT & WHITE HOSPITAL-MARBLE FALLS-BAYLOR SCOTT & WHITE MEDICAL CENTER-MARBLE FALLS	\$ 920,980	\$ 617,793	Provider Tax	\$ -	Rural	See AttachK4
1396138970	CYPRESS CREEK HOSPITAL INC	\$ 1,134,304	\$ 760,891	Provider Tax	\$ -	Non-State-Owned IMD	See AttachK4
1730187568	CHRISTUS SPOHN HEALTH SYSTEM CORPORATION-CHRISTUS SPOHN HOSPITAL KLEBERG	\$ 1,314,275	\$ 881,616	Provider Tax	\$ -	Rural	See AttachK4
1093783391	METHODIST HEALTHCARE SYSTEM OF SAN ANTONIO LTD LLP-METHODIST HOSPITAL SOUTH	\$ 382,210	\$ 256,386	Provider Tax	\$ -	Rural	See AttachK4
1376071530	BAYLOR SCOTT & WHITE MEDICAL CENTER - CENTENNIAL-	\$ 365,145	\$ 244,939	Provider Tax	\$ -	Urban	See AttachK4
1801826839	TEXAS SPINE AND JOINT HOSPITAL LTD	\$ 929,030	\$ 623,194	Provider Tax	\$ -	Urban	See AttachK4
1942292255	STARR COUNTY MEMORIAL HOSPITAL	\$ 264,299	\$ 177,292	IGT	\$ 135,890	Rural	See AttachK4
1760567085	METHODIST HOSPITAL PLAINVIEW-COVENANT HOSPITAL PLAINVIEW	\$ 6,526,150	\$ 4,377,741	Provider Tax	\$ -	Rural	See AttachK4
1073580726	CORNERSTONE REGIONAL HOSPITAL	\$ 138,802	\$ 93,108	Provider Tax	\$ -	Urban	See AttachK4
1386652527	HEALTHSOUTH REHABILITATION-ENCOMPASS HEALTH REHABILITATION HOSPITAL OF MIDLA	\$ 41,588	\$ 27,897	Provider Tax	\$ -	Urban	See AttachK4
1821061532	USMD HOSPITAL AT ARLINGTON LP	\$ 202,126	\$ 135,586	Provider Tax	\$ -	Urban	See AttachK4
1659352987	TEXAS OAKS PSYCHIATRIC HOSPITAL LP-AUSTIN OAKS HOSPITAL	\$ 993,481	\$ 666,427	Provider Tax	\$ -	Non-State-Owned IMD	See AttachK4
1578809505	BEHAVIORAL HEALTH MANAGEMENT, LLC-	\$ 902,658	\$ 605,503	Provider Tax	\$ -	Non-State-Owned IMD	See AttachK4
1093021719	STRATEGIC BH-BROWNSVILLE, LLC-PALMS BEHAVIORAL HEALTH	\$ 453,746	\$ 304,373	Provider Tax	\$ -	Non-State-Owned IMD	See AttachK4
1154782548	TEXAS HEALTH HARRIS METHODIST HOSPITAL STEPHENVILL-	\$ 2,103,614	\$ 1,411,104	Provider Tax	\$ -	Rural	See AttachK4
1922031541	CHRISTUS JASPER MEMORIAL HOSPITAL-	\$ -	\$ -	Provider Tax	\$ -	Rural	See AttachK4
1598749707	HOUSTON BEHAVIORAL HEALTHCARE HOSPITAL, LLC-	\$ 1,258,770	\$ 844,383	Provider Tax	\$ -	Non-State-Owned IMD	See AttachK4
1689098790	PRIME HEALTHCARE SERVICES PAMPA LLC-PAMPA REGIONAL MEDICAL CENTER	\$ 329,826	\$ 221,248	Provider Tax	\$ -	Rural	See AttachK4
1386902138	PRHC ENNIS LP-ENNIS REGIONAL MEDICAL CENTER	\$ 163,102	\$ 109,409	Provider Tax	\$ -	Urban	See AttachK4
1700805678	LUBBOCK HERITAGE HOSPITAL LLC-GRACE MEDICAL CENTER	\$ 135,599	\$ 90,960	Provider Tax	\$ -	Urban	See AttachK4
1225289499	HEALTHSOUTH REHAB INSTITUTUE OF SAN ANTONIO RIOSA-ENCOMPASS HEALTH REHABILITATION HOSPITAL OF SAN AN	\$ 79,420	\$ 53,275	Provider Tax	\$ -	Urban	See AttachK4
1548233265	PALO PINTO GENERAL HOSPITAL	\$ 123,919	\$ 83,125	IGT	\$ 141,840	Rural	See AttachK4
1972590602	HMIH CEDAR CREST LLC-CEDAR CREST HOSPITAL	\$ 1,257,875	\$ 843,783	Provider Tax	\$ -	Non-State-Owned IMD	See AttachK4
1689692402	HEALTHSOUTH REHABILITATION HOSPITAL OF ABILENE LLC-HEALTHSOUTH REHABILITATION HOSPITAL OF ABILENE	\$ 12,920	\$ 8,667	Provider Tax	\$ -	Urban	See AttachK4
1659539567	DIMMIT REGIONAL HOSPITAL-	\$ 540,774	\$ 362,751	IGT	\$ 336,259	Rural	See AttachK4
1326134255	HICKORY TRAIL HOSPITAL LP	\$ 536,521	\$ 359,898	Provider Tax	\$ -	Non-State-Owned IMD	See AttachK4
1205999232	SCOTT & WHITE HOSPITAL BRENHAM-BAYLOR SCOTT AND WHITE MEDICAL CENTER BRENHAM	\$ 351,586	\$ 235,844	Provider Tax	\$ -	Rural	See AttachK4
1154315307							

Comprehensive Hospital Increase Reimbursement Program (CHIRP)
SFY 2022

National Provider Identifier	Each Provider	Total Amount of Directed Payment Each Provider Received	Federal Share of Directed Payment Each Provider Received	How is the state share of the Directed Payment financed (IGT, provider tax, etc)	Does the provider finance the state share for the Directed Payment? If so, how much?	Provider type/Class	Results of each performance Metric Associated with this Directed Payment for Each Provider
1841497153	GPCH LLC-GOLDEN PLAINS COMMUNITY HOSPITAL	\$ 1,056,575	\$ 708,750	IGT	\$ 684,833	Rural	See AttachK4
1851632616	LANCASTER REGIONAL HOSPITAL LP-CRESCENT MEDICAL CENTER LANCASTER	\$ 193,957	\$ 130,106	Provider Tax	\$ -	Urban	See AttachK4
1174563779	ANDREWS COUNTY HOSPITAL DISTRICT	\$ 254,395	\$ 170,648	IGT	\$ 152,843	Rural	See AttachK4
1225146400	METHODIST HOSPITAL LEVELLAND-COVENANT HOSPITAL LEVELLAND	\$ 982,887	\$ 659,321	Provider Tax	\$ -	Rural	See AttachK4
1275581852	ROLLING PLAINS MEMORIAL HOSPITAL	\$ 267,207	\$ 179,242	IGT	\$ 172,993	Rural	See AttachK4
1154612638	SETON FAMILY OF HOSPITALS-SETON SMITHVILLE REGIONAL HOSPITAL	\$ 118,969	\$ 79,804	Provider Tax	\$ -	Urban	See AttachK4
1285191452	SCENIC MOUNTAIN MEDICAL CENTER	\$ 2,171,014	\$ 1,456,316	Provider Tax	\$ -	Rural	See AttachK4
1750499273	SETON FAMILY OF HOSPITALS-SETON SOUTHWEST HOSPITAL	\$ 290,846	\$ 195,100	Provider Tax	\$ -	Urban	See AttachK4
1437148020	CUERO COMMUNITY HOSPITAL	\$ 526,611	\$ 353,250	IGT	\$ 228,878	Rural	See AttachK4
1497726343	HILL COUNTRY MEMORIAL HOSPITAL-HILL COUNTRY MEMORIAL HOSP	\$ 685,330	\$ 459,719	IGT	\$ 431,219	Rural	See AttachK4
1215354899	WESTPARK SPRINGS LLC-	\$ 489,313	\$ 328,231	Provider Tax	\$ -	Non-State-Owned IMD	See AttachK4
1568454403	DEAF SMITH COUNTY HOSPITAL DISTRICT-HEREFORD REGIONAL MEDICAL CENTER	\$ 822,257	\$ 551,570	IGT	\$ 475,449	Rural	See AttachK4
1477669208	Texas HHSC North Texas State Hospital-Wichita*	\$ 160,026	\$ 107,346	IGT	\$ -	State-Owned IMD	See AttachK4
1649273434	BAYLOR REGIONAL MEDICAL CENTER AT PLANO-	\$ -	\$ -	Provider Tax	\$ -	Urban	See AttachK4
1851346407	UHP LP	\$ 167,454	\$ 112,328	Provider Tax	\$ -	Non-State-Owned IMD	See AttachK4
1518937218	RIVER CREST HOSPITAL	\$ 485,873	\$ 325,923	Provider Tax	\$ -	Non-State-Owned IMD	See AttachK4
1578588463	SCURRY COUNTY HOSPITAL DISTRICT-D.M. COGDELL MEMORIAL HOSPITAL	\$ 247,222	\$ 165,837	IGT	\$ 123,551	Rural	See AttachK4
1427048453	MEDINA COUNTY HOSPITAL DISTRICT-MEDINA HEALTHCARE SYSTEM,MEDINA REGIONAL HOSPITAL,	\$ 501,457	\$ 336,377	IGT	\$ 321,901	Rural	See AttachK4
1821025990	MEMORIAL HOSPITAL	\$ 106,215	\$ 71,249	IGT	\$ 87,343	Rural	See AttachK4
1689630865	MEMORIAL MEDICAL CENTER	\$ 250,105	\$ 167,771	IGT	\$ 141,509	Rural	See AttachK4
1043457583	MEMORIAL HERMANN REHABILITATION HOSPITAL KATY-	\$ 63,484	\$ 42,585	Provider Tax	\$ -	Urban	See AttachK4
1871599829	WILSON COUNTY MEMORIAL HOSPITAL DISTRICT-CONNALLY MEMORIAL MEDICAL CENTER	\$ 381,899	\$ 256,178	IGT	\$ 254,150	Rural	See AttachK4
1720094550	Texas Department of State Health Services dba El Paso Psychiatric Center*	\$ 98,015	\$ 65,748	IGT	\$ -	State-Owned IMD	See AttachK4
1992285282	NHCI OF HILLSBORO INC-HILL REGIONAL HOSPITAL	\$ 1,325,099	\$ 888,876	Provider Tax	\$ -	Rural	See AttachK4
1326052226	Texas Department of State Health Services dba Austin State Hospital*	\$ 35,897	\$ 24,080	IGT	\$ -	State-Owned IMD	See AttachK4
1326079534	CHILDRESS COUNTY HOSPITAL DISTRICT-CHILDRESS REGIONAL MEDICAL CENTER	\$ 186,770	\$ 125,285	IGT	\$ 25,178,706	Rural	See AttachK4
1184132524	PITTSBURG HOSPITAL LLC-UT HEALTH EAST TEXAS PITTSBURG HOSPITAL	\$ 623,676	\$ 418,362	Provider Tax	\$ -	Rural	See AttachK4
1740238641	COLUMBUS COMMUNITY HOSPITAL-	\$ 340,587	\$ 228,466	IGT	\$ 166,160	Rural	See AttachK4
1952306672	MOTHER FRANCES HOSPITAL JACKSONVILLE	\$ 499,849	\$ 335,298	Provider Tax	\$ -	Rural	See AttachK4
1538667035	CARTHAGE HOSPITAL LLC-UT HEALTH EAST TEXAS CARTHAGE HOSPITAL	\$ 567,102	\$ 380,412	Provider Tax	\$ -	Rural	See AttachK4
1275956807	GEORGETOWN BEHAVIORAL HEALTH INSTITUTE, LLC-GEORGETOWN BEHAVIORAL HEALTH INSTITUTE LLC	\$ 1,195,215	\$ 801,750	Provider Tax	\$ -	Non-State-Owned IMD	See AttachK4
1972071991	GAINESVILLE COMMUNITY HOSPITAL, INC.-NORTH TEXAS MEDICAL CENTER	\$ 223,564	\$ 149,967	IGT	\$ 233,073	Rural	See AttachK4
1992713119	Texas Department of State Health Services dba Terrell State Hospital*	\$ 384,649	\$ 258,022	IGT	\$ -	State-Owned IMD	See AttachK4
1144625153	AUSTIN BEHAVIORAL HOSPITAL LLC-CROSS CREEK HOSPITAL	\$ 1,018,914	\$ 683,488	Provider Tax	\$ -	Non-State-Owned IMD	See AttachK4
1861487779	LIMESTONE MEDICAL CENTER	\$ 56,771	\$ 38,082	IGT	\$ 36,760	Rural	See AttachK4
1003192311	EL CAMPO MEMORIAL HOSPITAL-	\$ 251,152	\$ 168,473	IGT	\$ 157,760	Rural	See AttachK4

Comprehensive Hospital Increase Reimbursement Program (CHIRP)
SFY 2022

National Provider Identifier	Each Provider	Total Amount of Directed Payment Each Provider Received	Federal Share of Directed Payment Each Provider Received	How is the state share of the Directed Payment financed (IGT, provider tax, etc)	Does the provider finance the state share for the Directed Payment? If so, how much?	Provider type/Class	Results of each performance Metric Associated with this Directed Payment for Each Provider
1144294893	HEALTHSOUTH PLANO REHABILITATION HOSPITAL LLC-HEALTHSOUTH PLANO REHABILITATION HOSPITAL	\$ 5,780	\$ 3,877	Provider Tax	\$ -	Urban	See AttachK4
1750620456	OCEANS BEHAVIORAL HOSPITAL OF ABILENE LLC-	\$ 324,264	\$ 217,517	Provider Tax	\$ -	Non-State-Owned IMD	See AttachK4
1396184180	BEHAVIORAL HEALTH CENTER OF THE PERMIAN BASIN LLC-OCEANS BEHAVIORAL HOSPITAL OF PERMIAN BASIN	\$ 308,658	\$ 207,047	Provider Tax	\$ -	Non-State-Owned IMD	See AttachK4
1831170273	REEVES COUNTY HOSPITAL DISTRICT	\$ 81,887	\$ 54,930	IGT	\$ 57,308	Rural	See AttachK4
1700991700	MOORE COUNTY HOSPITAL-	\$ 337,029	\$ 226,079	IGT	\$ 111,825	Rural	See AttachK4
1740791748	WOODLAND SPINGS LLC-WOODLAND SPRINGS	\$ 378,761	\$ 254,073	Provider Tax	\$ -	Non-State-Owned IMD	See AttachK4
1447574819	FRIO HOSPITAL-FRIO REGIONAL SWING BED	\$ 312,861	\$ 209,867	IGT	\$ 152,647	Rural	See AttachK4
1134108053	DAWSON COUNTY HOSPITAL DISTRICT-MEDICAL ARTS HOSPITAL	\$ 117,873	\$ 79,069	IGT	\$ 79,872	Rural	See AttachK4
1982920773	HEALTHSOUTH REHABILITATION HOSPITAL OF DALLAS LLC-HEALTHSOUTH REHABILITATION HOSPITAL OF DALLAS	\$ 19,074	\$ 12,795	Provider Tax	\$ -	Urban	See AttachK4
1114435260	CROCKETT MEDICAL CENTER LLC-CROCKETT MEDICAL CENTER	\$ 164,281	\$ 110,200	Provider Tax	\$ -	Rural	See AttachK4
1962504340	TEXAS HEART HOSPITAL OF THE SOUTHWEST LLP-BAYLOR SCOTT & WHITE THE HEART HOSPITAL PLANO	\$ -	\$ -	Provider Tax	\$ -	Urban	See AttachK4
1760598692	PECOS COUNTY MEMORIAL HOSPITAL-	\$ 150,041	\$ 100,648	IGT	\$ 82,493	Rural	See AttachK4
1245422567	HEALTHSOUTH REHABILITATION HOSPITAL OF ROUND ROCK	\$ 28,900	\$ 19,386	Provider Tax	\$ -	Urban	See AttachK4
1689650921	EASTLAND MEMORIAL HOSPITAL DISTRICT-EASTLAND MEMORIAL HOSPITAL	\$ 85,840	\$ 57,581	IGT	\$ 86,420	Rural	See AttachK4
1356446686	SETON FAMILY OF HOSPITALS-ASCENSION SETON EDGAR B DAVIS	\$ 1,077,323	\$ 722,669	Provider Tax	\$ -	Rural	See AttachK4
1477061885	QUITMAN HOSPITAL LLC-UT HEALTH EAST TEXAS	\$ 430,257	\$ 288,616	Provider Tax	\$ -	Rural	See AttachK4
1427048743	RED RIVER HOSPITAL LLC-RED RIVER HOSPITAL	\$ 261,984	\$ 175,739	Provider Tax	\$ -	Non-State-Owned IMD	See AttachK4
1609855139	BAYLOR HEART AND VASCULAR CENTER	\$ -	\$ -	Provider Tax	\$ -	Urban	See AttachK4
1780823021	CORYELL COUNTY MEMORIAL HOSPITAL AUTHORITY-	\$ 806,798	\$ 541,200	IGT	\$ 268,387	Rural	See AttachK4
1003833013	SETON FAMILY OF HOSPITALS-SETON HIGHLAND LAKES	\$ 6,876,104	\$ 4,612,491	Provider Tax	\$ -	Rural	See AttachK4
1497708929	PARKVIEW REGIONAL HOSPITAL	\$ 1,154,720	\$ 774,586	Provider Tax	\$ -	Rural	See AttachK4
1184868879	ST LUKES LAKESIDE HOSPITAL LLC-ST LUKES LAKESIDE HOSPITAL	\$ 73,707	\$ 49,443	Provider Tax	\$ -	Urban	See AttachK4
1346729159	BAYLOR SCOTT & WHITE MEDICAL CENTERS - CAPITOL ARE-BAYLOR SCOTT & WHITE MEDICAL CENTER - PFLUGERVILLE	\$ 153,289	\$ 102,826	Provider Tax	\$ -	Urban	See AttachK4
1023011657	SWEENEY COMMUNITY HOSPITAL	\$ 248,142	\$ 166,454	IGT	\$ 170,408	Rural	See AttachK4
1356312243	BIG BEND REGIONAL MEDICAL CENTER	\$ 234,333	\$ 157,191	Provider Tax	\$ -	Rural	See AttachK4
1699772541	KARNES COUNTY HOSPITAL DISTRICT-OTTO KAISER MEMORIAL HOSPITAL	\$ 186,755	\$ 125,275	IGT	\$ 85,524	Rural	See AttachK4
1548546088	HEALTHSOUTH REHAB HOSPITAL OF SOUTH AUSTIN LLC-HEALTHSOUTH REHABILITATION HOSPITAL OF AUSTIN	\$ 74,783	\$ 50,164	Provider Tax	\$ -	Urban	See AttachK4
1659362630	ST MARKS MEDICAL CENTER	\$ 145,890	\$ 97,863	Provider Tax	\$ -	Rural	See AttachK4
1811916901	TERRY MEMORIAL HOSPITAL DISTRICT-BROWNFIELD REGIONAL MEDICAL CENTER	\$ 319,965	\$ 214,633	IGT	\$ 263,941	Rural	See AttachK4
1790702371	COUNTY OF YOAKUM-YOAKUM COUNTY HOSPITAL	\$ 99,147	\$ 66,508	IGT	\$ 58,363,334	Rural	See AttachK4
1407169196	AMH CATH LABS, LLC-TEXAS HEALTH HEART & VASCULAR HOSPITAL ARLINGTON	\$ 55,538	\$ 37,255	Provider Tax	\$ -	Urban	See AttachK4
1760417646	FANNIN COUNTY HOSPITAL AUTHORITY-TMC BONHAM HOSPITAL	\$ 142,409	\$ 95,528	IGT	\$ 126,052	Rural	See AttachK4
1780731737	MADISON ST JOSEPH HEALTH CENTER	\$ 318,839	\$ 213,877	Provider Tax	\$ -	Rural	See AttachK4
1720096019	COUNTY OF WARD-WARD MEMORIAL HOSPITAL	\$ 121,107	\$ 81,238	IGT	\$ 59,724,249	Rural	See AttachK4
1932573417	ST JOSEPH HEALTHSOUTH REHABILITATION HOSPITAL LLC-CHI ST JOSEPH REHABILITATION HOSPITAL	\$ 49,300	\$ 33,070	Provider Tax	\$ -	Urban	See AttachK4
1912948845	PHYSICIANS SURGICAL HOSPITALS LLC-QUAIL CREEK SURGICAL HOSPITAL	\$ 900,358	\$ 603,960	Provider Tax	\$ -	Urban	See AttachK4
1316931835	WILBARGER COUNTY HOSPITAL DISTRICT-WILBARGER GENERAL HOSPITAL	\$ 165,465	\$ 110,994	IGT	\$ 72,410	Rural	See AttachK4
1326037607	HAMILTON COUNTY HOSPITAL DISTRICT-HAMILTON GENERAL HOSPITAL	\$ 99,395	\$ 66,674	IGT	\$ 53,840	Rural	See AttachK4
1124061882	JACKSON COUNTY HOSPITAL DISTRICT-JACKSON HEALTHCARE CENTER	\$ 116,415	\$ 78,091	IGT	\$ 20,645	Rural	See AttachK4

Comprehensive Hospital Increase Reimbursement Program (CHIRP)
SFY 2022

National Provider Identifier	Each Provider	Total Amount of Directed Payment Each Provider Received	Federal Share of Directed Payment Each Provider Received	How is the state share of the Directed Payment financed (IGT, provider tax, etc)	Does the provider finance the state share for the Directed Payment? If so, how much?	Provider type/Class	Results of each performance Metric Associated with this Directed Payment for Each Provider
1790777696	JACK COUNTY HOSPITAL DISTRICT-FAITH COMMUNITY HOSPITAL	\$ 174,755	\$ 117,226	IGT	\$ 58,943	Rural	See AttachK4
1962497800	SCOTT AND WHITE HOSPITAL TAYLOR-BAYLOR SCOTT AND WHITE MEDICAL CENTER TAYLOR	\$ 253,159	\$ 169,819	Provider Tax	\$ -	Rural	See AttachK4
1881697878	YOAKUM COMMUNITY HOSPITAL	\$ 236,411	\$ 158,585	IGT	\$ 100,000,540	Rural	See AttachK4
1104383371	BOSQUE COUNTY HOSPITAL DISTRICT-GOODALL-WITCHER HOSPITAL	\$ 1,627,213	\$ 1,091,534	IGT	\$ 8,385,967	Rural	See AttachK4
1174021695	REHABILITATION HOSPITAL LLC-UT HEALTH EAST TEXAS REHABILITATION HOSPITAL	\$ 42,500	\$ 28,509	Provider Tax	\$ -	Urban	See AttachK4
1881691061	GRAHAM HOSPITAL DISTRICT-	\$ 201,325	\$ 135,049	IGT	\$ 5,995,347	Rural	See AttachK4
1154317774	GRIMES ST JOSEPH HEALTH CENTER	\$ 122,634	\$ 82,263	Provider Tax	\$ -	Rural	See AttachK4
1639176456	COON MEMORIAL HOSPITAL	\$ 115,695	\$ 77,608	IGT	\$ 83,151	Rural	See AttachK4
1841294246	FALLS COMMUNITY HOSPITAL AND CLINIC	\$ 64,757	\$ 43,439	IGT	\$ 86,066	Rural	See AttachK4
1942240189	REFUGIO COUNTY MEMORIAL HOSPITAL DISTRICT	\$ 129,705	\$ 87,006	IGT	\$ 91,242	Rural	See AttachK4
1659308948	MOTHER FRANCES HOSPITAL WINNSBORO	\$ 125,994	\$ 84,517	Provider Tax	\$ -	Rural	See AttachK4
1265648513	LUBBOCK REGIONAL MHMR CENTER **	\$ -	\$ -	Provider Tax	\$ -	Non-State-Owned IMD	See AttachK4
1346544616	COMANCHE COUNTY MEDICAL CENTER COMPANY-COMANCHE COUNTY MEDICAL CENTER	\$ -	\$ -	IGT	\$ 296,986	Rural	See AttachK4
1750377289	BURLESON ST JOSEPH HEALTH CENTER-BURLESON ST. JOSEPH HEALTH CENTER	\$ 258,895	\$ 173,667	Provider Tax	\$ -	Rural	See AttachK4
1467453902	CHRISTUS HEALTH ARK LA TEX-CHRISTUS ST MICHAEL REHABILITATION HOSPITAL	\$ 67,446	\$ 45,243	Provider Tax	\$ -	Urban	See AttachK4
1750392916	METROPLEX ADVENTIST HOSPITAL INC-ROLLINS BROOK COMMUNITY HOSPITAL	\$ 287,892	\$ 193,118	Provider Tax	\$ -	Rural	See AttachK4
1245237593	OCHILTREE GENERAL HOSPITAL	\$ 105,972	\$ 71,086	IGT	\$ 33,351	Rural	See AttachK4
1629064928	SOUTHLAKE SPECIALTY HOSPITAL LLC-TEXAS HEALTH HARRIS METHODIST HOSPITAL SOUTHLAKE	\$ 141,379	\$ 94,837	Provider Tax	\$ -	Urban	See AttachK4
1871583153	ELECTRA HOSPITAL DISTRICT-ELECTRA MEMORIAL HOSPITAL	\$ 71,062	\$ 47,668	IGT	\$ 49,433	Rural	See AttachK4
1407121189	PREFERRED HOSPITAL LEASING COLEMAN INC-COLEMAN COUNTY MEDICAL CENTER COMPANY	\$ 88,281	\$ 59,219		\$ 170,957	Rural	See AttachK4
1194893263	BAYLOR COUNTY HOSPITAL DISTRICT-SEYMOUR HOSPITAL	\$ 40,688	\$ 27,293	IGT	\$ 211,023	Rural	See AttachK4
1558349399	HEART OF TEXAS HEALTHCARE SYSTEM-	\$ 123,944	\$ 83,142	IGT	\$ 588,131	Rural	See AttachK4
1972511921	Texas Department of State Health Services dba San Antonio State Hospital*	\$ 3,920	\$ 2,630	IGT	\$ -	State-Owned IMD	See AttachK4
1154324952	LIBERTY COUNTY HOSPITAL DISTRICT NO 1-LIBERTY DAYTON REGIONAL MEDICAL CENTER	\$ 245,177	\$ 164,465	IGT	\$ 25,451	Rural	See AttachK4
1700854288	LAMB HEALTHCARE CENTER	\$ 255,766	\$ 171,568	IGT	\$ 138,258	Rural	See AttachK4
1326349986	SCOTT AND WHITE HOSPITAL - LLANO-BAYLOR SCOTT AND WHITE MEDICAL CENTER - LLANO	\$ 12,070	\$ 8,096	Provider Tax	\$ -	Rural	See AttachK4
1831140698	GREEN OAKS HOSPITAL SUBSIDIA	\$ 42,305	\$ 28,378	Provider Tax	\$ -	Non-State-Owned IMD	See AttachK4
1174522494	BAYSIDE COMMUNITY HOSPITAL-	\$ 85,981	\$ 57,676	IGT	\$ 30,805	Rural	See AttachK4
1184631673	MITCHELL COUNTY HOSPITAL DISTRICT-MITCHELL COUNTY HOSPITAL	\$ 35,989	\$ 24,141	IGT	\$ 11,655	Rural	See AttachK4
1285065623	STEPHENS MEMORIAL HOSPITAL	\$ 79,261	\$ 53,169	IGT	\$ 21,549	Rural	See AttachK4
1679560866	MARTIN COUNTY HOSPITAL DISTRICT	\$ 108,229	\$ 72,600	IGT	\$ 67,689	Rural	See AttachK4
1134137466	HAMILTON HOSPITAL	\$ 46,703	\$ 31,328	IGT	\$ 29,028	Rural	See AttachK4
1104842475	W J MANGOLD MEMORIAL HOSPITAL	\$ 171,637	\$ 115,134	IGT	\$ 74,210	Rural	See AttachK4
1477857332	BELLVILLE ST JOSEPH HEALTH CENTER-	\$ 233,622	\$ 156,714	IGT	\$ 1,094,909	Rural	See AttachK4
1861510521	HARDEMAN COUNTY MEMORIAL HOSPITAL	\$ 46,933	\$ 31,482	IGT	\$ 37,245	Rural	See AttachK4
1932379856	PREFERRED HOSPITAL LEASING HEMPHILL INC-SABINE COUNTY HOSPITAL	\$ 59,618	\$ 39,991	IGT	\$ 55,120	Rural	See AttachK4
1578547345	MEMORIAL MEDICAL CENTER SAN AUGUSTINE	\$ 73,391	\$ 49,231	Provider Tax	\$ -	Rural	See AttachK4
1518253194	SWISHER MEMORIAL HEALTHCARE SYSTEM-SWISHER MEMORIAL HOSPITAL	\$ 163,443	\$ 109,638	IGT	\$ 70,722	Rural	See AttachK4

Comprehensive Hospital Increase Reimbursement Program (CHIRP)
SFY 2022

National Provider Identifier	Each Provider	Total Amount of Directed Payment Each Provider Received	Federal Share of Directed Payment Each Provider Received	How is the state share of the Directed Payment financed (IGT, provider tax, etc)	Does the provider finance the state share for the Directed Payment? If so, how much?	Provider type/Class	Results of each performance Metric Associated with this Directed Payment for Each Provider
1316933609	PHYSICIANS MEDICAL CENTER LLC-TEXAS HEALTH CENTER FOR DIAGNOSTICS AND SURGERY PL	\$ 63,180	\$ 42,381	Provider Tax	\$ -	Urban	See AttachK4
1619368339	PREFERRED HOSPITAL LEASING MULESHOE INC-MULESHOE AREA MEDICAL CENTER	\$ 42,920	\$ 28,791		\$ 38,723	Rural	See AttachK4
1205164928	CAHRMC LLC-RICE MEDICAL CENTER	\$ 15,888	\$ 10,658	IGT	\$ 12,935	Rural	See AttachK4
1447259627	TYLER COUNTY HOSPITAL	\$ 196,882	\$ 132,069		\$ 41,989	Rural	See AttachK4
1700826575	SOMERVELL COUNTY HOSPITAL DISTRICT-GLEN ROSE MEDICAL CENTER	\$ 54,017	\$ 36,234	IGT	\$ 27,347	Rural	See AttachK4
1295781227	WINNIE COMMUNITY HOSPITAL LLC	\$ 77,237	\$ 51,811	Provider Tax	\$ -	Rural	See AttachK4
1316197767	CRANE COUNTY HOSPITAL DISTRICT-CRANE MEMORIAL HOSPITAL	\$ 32,875	\$ 22,053	IGT	\$ 15,912	Rural	See AttachK4
1992707780	HANSFORD COUNTY HOSPITAL DISTRICT-HANSFORD COUNTY HOSPITAL	\$ 64,678	\$ 43,386	IGT	\$ 107,905	Rural	See AttachK4
1033118716	CASTRO COUNTY HOSPITAL DISTRICT-PLAINS MEMORIAL HOSPITAL	\$ 66,354	\$ 44,511	IGT	\$ 18,418,387	Rural	See AttachK4
1992767511	LAVACA MEDICAL CENTER	\$ 25,726	\$ 17,257	IGT	\$ 63,633,997	Rural	See AttachK4
1831140979	LILLIAN M HUDSPETH MEMORIAL ER PHYS-LILLIAN M HUDSPETH MEMORIAL HOSPITAL	\$ 72,950	\$ 48,935	IGT	\$ 32,148	Rural	See AttachK4
1821066820	LYNN COUNTY HOSPITAL-LYNN COUNTY HOSPITAL DISTRICT	\$ 21,027	\$ 14,105	IGT	\$ 51,612	Rural	See AttachK4
1780786699	PALACIOS COMMUNITY MEDICAL CENTER	\$ 62,326	\$ 41,808	Provider Tax	\$ -	Rural	See AttachK4
1225038938	BALLINGER MEMORIAL HOSPITAL	\$ 35,459	\$ 23,786	IGT	\$ 16,700	Rural	See AttachK4
1689655912	NOCONA HOSPITAL DISTRICT-NOCONA GENERAL HOSPITAL	\$ 57,637	\$ 38,663	IGT	\$ 27,860	Rural	See AttachK4
1184607897	HASKELL MEMORIAL HOSPITAL	\$ 49,512	\$ 33,213	IGT	\$ 4,306	Rural	See AttachK4
1023015120	MILLWOOD HOSPITAL	\$ 854,385	\$ 573,121	Provider Tax	\$ -	Non-State-Owned IMD	See AttachK4
1013941780	COVENANT LONG TERM CARE LP-COVENANT SPECIALTY HOSPITAL	\$ -	\$ -	Provider Tax	\$ -	Urban	See AttachK4
1457393571	ANSON HOSPITAL DISTRICT-	\$ 82,259	\$ 55,179	IGT	\$ 25,939	Rural	See AttachK4
1720279342	HEALTHSOUTH REHABILITATION HOSPITAL OF RICHARDSON	\$ -	\$ -	Provider Tax	\$ -	Urban	See AttachK4
1487639175	KNOX COUNTY HOSPITAL DISTRICT-KNOX COUNTY HOSPITAL	\$ 28,630	\$ 19,205	IGT	\$ 16,193	Rural	See AttachK4
1861475626	PARMER COUNTY COMMUNITY HOSPITAL	\$ 29,775	\$ 19,973	IGT	\$ 14,438	Rural	See AttachK4
1083612121	STONEWALL MEMORIAL HOSPITAL DISTRICT-STONEWALL MEMORIAL HOSPITAL	\$ 12,053	\$ 8,085	IGT	\$ 10,670	Rural	See AttachK4
1184056954	ROCK SPRINGS, LLC-	\$ 404,780	\$ 271,527	Provider Tax	\$ -	Non-State-Owned IMD	See AttachK4
1164688495	PREFERRED HOSPITAL LEASING JUNCTION INC-KIMBLE HOSPITAL	\$ 40,356	\$ 27,071	IGT	\$ 21,146	Rural	See AttachK4
1922001775	LUBBOCK HEART HOSPITAL LLC-LUBBOCK HEART HOSPITAL	\$ 139,840	\$ 93,804	Provider Tax	\$ -	Urban	See AttachK4
1538150370	SHAMROCK GENERAL HOSPITAL	\$ 3,906	\$ 2,620	IGT	\$ 15,300	Rural	See AttachK4
1558354241	HEMPHILL COUNTY HOSPITAL	\$ 19,773	\$ 13,264	IGT	\$ 15,631	Rural	See AttachK4
1477594299	PREFERRED HOSPITAL LEASING INC-COLLINGSWORTH GENERAL HOSPITAL	\$ 23,168	\$ 15,541	IGT	\$ 1,275	Rural	See AttachK4
1598746703	FISHER COUNTY HOSPITAL-FISHER COUNTY HOSPITAL DISTRICT	\$ 22,768	\$ 15,272	IGT	\$ 15,150	Rural	See AttachK4
1083619712	GENERAL HOSPITAL-IRAAN GENERAL HOSPITAL	\$ 13,783	\$ 9,246	IGT	\$ 6,917	Rural	See AttachK4
1023013935	MCCAMEY HOSPITAL	\$ 17,263	\$ 11,580	IGT	\$ 12,133	Rural	See AttachK4
1326025701	CONCHO COUNTY HOSPITAL	\$ 18,868	\$ 12,657	IGT	\$ 12,228	Rural	See AttachK4
1013970862	PREFERRED HOSPITAL LEASING VAN HORN INC-CULBERSON HOSPITAL	\$ 16,179	\$ 10,853	IGT	\$ 2,774	Rural	See AttachK4
1295764553	PREFERRED HOSPITAL LEASING ELDORADO INC-SCHLEICHER COUNTY MEDICAL CENTER	\$ 15,615	\$ 10,475	IGT	\$ 2,614	Rural	See AttachK4
1396748471	NORTH WHEELER COUNTY HOSPITAL DISTRICT-PARKVIEW HOSPITAL	\$ 8,346	\$ 5,598	IGT	\$ 9,263	Rural	See AttachK4
1730183658	WINKLER COUNTY HOSPITAL DISTRICT-WINKLER COUNTY MEMORIAL HOSPITAL**	\$ 16,960	\$ 11,377	IGT	\$ -	Rural	See AttachK4
1881697316	REAGAN HOSPITAL DISTRICT-REAGAN MEMORIAL HOSPITAL**	\$ 143,939	\$ 96,554	IGT	\$ 4,076	Rural	See AttachK4
1649646415	GARLAND BEHAVIORAL HOSPITAL**	\$ -	\$ -	Provider Tax	\$ -	Non-State-Owned IMD	See AttachK4
1699770149	MUENSTER HOSPITAL DISTRICT-MUENSTER MEMORIAL HOSPITAL	\$ 4,932	\$ 3,309	IGT	\$ 8,302	Rural	See AttachK4
1245201656	TEXAS INSTITUTE FOR SURGERY LLP-TEXAS INSTITUTE FOR SURGERY AT TEXAS HEALTH PRESBY**	\$ 14,890	\$ 9,988	Provider Tax	\$ -	Urban	See AttachK4

Comprehensive Hospital Increase Reimbursement Program (CHIRP)
SFY 2022

National Provider Identifier	Each Provider	Total Amount of Directed Payment Each Provider Received	Federal Share of Directed Payment Each Provider Received	How is the state share of the Directed Payment financed (IGT, provider tax, etc)	Does the provider finance the state share for the Directed Payment? If so, how much?	Provider type/Class	Results of each performance Metric Associated with this Directed Payment for Each Provider
1538264866	SETON SHOAL CREEK HOSPITAL	\$ 44,355	\$ 29,753	Provider Tax	\$ -	Non-State-Owned IMD	See AttachK4
1295739258	RANKIN COUNTY HOSPITAL DISTRICT	\$ 16,984	\$ 11,393	IGT	\$ 8,945	Rural	See AttachK4
1871898478	MAYHILL BEHAVIORAL HEALTH LLC-	\$ 9,602	\$ 6,441	Provider Tax	\$ -	Urban	See AttachK4
1962614834	HORIZON HEALTH AUSTIN INC-AUSTIN LAKES HOSPITAL	\$ 54,550	\$ 36,592	Provider Tax	\$ -	Non-State-Owned IMD	See AttachK4
1649243353	HEALTHSOUTH REHABILITATION OF TEXARKANA INC-ENCOMPASS HEALTH REHABILITATION HOSPITAL OF TEXARK	\$ 23,460	\$ 15,737	Provider Tax	\$ -	Urban	See AttachK4
1356418974	THROCKMORTON COUNTY MEMORIAL HOSPITAL-	\$ 4,634	\$ 3,109	IGT	\$ 5,095	Rural	See AttachK4
1841354677	Texas DSHS TCID*	\$ -	\$ -	IGT	\$ -	State-Owned Non-IMD	See AttachK4
1013085083	SCOTT & WHITE CONTINUING CARE HOSPITAL-BAYLOR SCOTT & WHITE CONTINUING CARE HOSPITAL	\$ 145	\$ 98	Provider Tax	\$ -	Urban	See AttachK4
1821161167	Texas HHSC Rio Grande State Center*	\$ 2,556	\$ 1,715	IGT	\$ -	State-Owned IMD	See AttachK4
1134401466	CARROLLTON SPRINGS LLC**	\$ 67,412	\$ 45,220	Provider Tax	\$ -	Non-State-Owned IMD	See AttachK4
1306268321	HOUSTON METHODIST ST CATHERINE HOSPITAL-HOUSTON METHODIST CONTINUING CARE HOSPITAL	\$ -	\$ -	Provider Tax	\$ -	Urban	See AttachK4
1730278417	TEXAS HEALTH SPECIALTY HOSPITAL FORT WORTH**	\$ -	\$ -	Provider Tax	\$ -	Urban	See AttachK4
1194753590	THHBP MANAGEMENT COMPANY LLC-BAYLOR SCOTT AND WHITE THE HEART HOSPITAL DENTON	\$ -	\$ -	Provider Tax	\$ -	Urban	See AttachK4
1316911068	TRINITY MOTHER FRANCES REHABILITATION HOSPITAL-CHRISTUS TRINITY MOTHER FRANCES REHABILITATION HOS	\$ 30,600	\$ 20,526	Provider Tax	\$ -	Urban	See AttachK4
1194798801	HEALTHSOUTH REHABILITATION HOSPITAL THE WOODLANDS-ENCOMPASS HEALTH REHABILITATION HOSPITAL OF THE W	\$ -	\$ -	Provider Tax	\$ -	Urban	See AttachK4
1376829812	HEALTHSOUTH REHABILITATION HOSPITAL OF VINTAGE PAR-HEALTHSOUTH REHABILITATION HOSPITAL THE VINTAGE	\$ -	\$ -	Provider Tax	\$ -	Urban	See AttachK4
1689648339	CMS REHAB OF WF LP-ENCOMPASS HEALTH REHABILITATION HOSPITAL OF WICHIT	\$ -	\$ -	Provider Tax	\$ -	Urban	See AttachK4
1518287721	HEALTHSOUTH REHABILITATION HOSPITAL OF SUGAR LAND-HEALTHSOUTH SUGAR LAND REHABILITATION HOSPITAL	\$ -	\$ -	Provider Tax	\$ -	Urban	See AttachK4
1477731156	HEALTHSOUTH REHABILITATION HOSPITAL NORTH HOUSTON-ENCOMPASS HEALTH REHABILITATION HOSPITAL VISION PA	\$ -	\$ -	Provider Tax	\$ -	Urban	See AttachK4
1366871600	HEALTH SOUTH REHABILITATION HOSPITAL OF HUMBLE-	\$ -	\$ -	Provider Tax	\$ -	Urban	See AttachK4
1275813610	HEALTHSOUTH REHABILITATION HOSPITAL OF CYPRESS LLC-	\$ -	\$ -	Provider Tax	\$ -	Urban	See AttachK4
1427374222	HEALTHSOUTH REHAB HOSPITAL OF THE MID-CITIES LLC-RELIANT REHABILITATION HOSPITAL MID CITIES	\$ -	\$ -	Provider Tax	\$ -	Urban	See AttachK4
1699749341	HEALTH SOUTH CITY VIEW REHABILITATION HOSPITAL-ENCOMPASS HEALTH REHABILITATION HOSPITAL OF CITY V	\$ -	\$ -	Provider Tax	\$ -	Urban	See AttachK4
1821062050	HEALTHSOUTH REHABILITATION HOSPITAL OF ARLINGTON	\$ -	\$ -	Provider Tax	\$ -	Urban	See AttachK4
1073511762	BAYLOR MED CTR AT GRAPEVINE-BAYLOR SCOTT AND WHITE MEDICAL CENTER-GRAPEVINE	\$ -	\$ -	Provider Tax	\$ -	Urban	See AttachK4
1942218581	Texas HHSC Rusk State Hospital*	\$ -	\$ -	IGT	\$ -	State-Owned IMD	See AttachK4
1881600682	Texas HHSC Big Spring State Hospital*	\$ -	\$ -	IGT	\$ -	State-Owned IMD	See AttachK4
1407862170	Texas HHSC Kerrville State Hospital*	\$ -	\$ -	IGT	\$ -	State-Owned IMD	See AttachK4
1366880627	MESA SPRINGS, LLC-	\$ 461,679	\$ 309,695	Provider Tax	\$ -	Non-State-Owned IMD	See AttachK4

**Comprehensive Hospital Increase Reimbursement Program (CHIRP)
SFY 2022**

National Provider Identifier	Each Provider	Total Amount of Directed Payment Each Provider Received	Federal Share of Directed Payment Each Provider Received	How is the state share of the Directed Payment financed (IGT, provider tax, etc)	Does the provider finance the state share for the Directed Payment? If so, how much?	Provider type/Class	Results of each performance Metric Associated with this Directed Payment for Each Provider
1821612284	Kindred BH Acquisition 1, LLC d/b/a WellBridge Hospital Greater Dallas	\$ 43,648	\$ 29,279	Provider Tax	\$ -	Non-State-Owned IMD	See AttachK4
1285258640	Kindred BH Acquisition 2, LLC d/b/a WellBridge Healthcare Fort Worth	\$ 33,814	\$ 22,682	Provider Tax	\$ -	Non-State-Owned IMD	See AttachK4
1942795133	Ascension Seton Bastrop	\$ 451,555	\$ 302,903	Provider Tax	\$ -	Urban	See AttachK4
1346724879	El Paso Behavioral Health, LLC DBA Rio Vista Behavioral Health	\$ 578,051	\$ 387,756	Provider Tax	\$ -	Non-state-owned IMD	See AttachK4
1235685892	Fairfield Hospital District DBA Freestone Medical Center	\$ 83,057	\$ 55,715	IGT	\$ 58,705	Rural	See AttachK4
1104381292	Texas Health Frisco	\$ 171,465	\$ 115,019	Provider Tax	\$ -	Urban	See AttachK4
1144756578	Encompass Health Rehabilitation Hospital of Pearland	\$ -	\$ -	Provider Tax	\$ -	Urban	See AttachK4
1154893675	South Plains Rehabilitation Hospital, an affiliate of UMC and Encompass Health	\$ -	\$ -	Provider Tax	\$ -	Urban	See AttachK4
1356960132	Texas Health Hospital Mansfield	\$ 25,102	\$ 16,838	Provider Tax	\$ -	Urban	See AttachK4
1487271375	Methodist Midlothian Medical Center	\$ 176,233	\$ 118,217	Provider Tax	\$ -	Urban	See AttachK4
1679526982	HENDRICK MEDICAL CENTER BROWNWOOD	\$ -	\$ -	Provider Tax	\$ -	Rural	See AttachK4
1144781501	BAYLOR SCOTT & WHITE MEDICAL CENTERS - CAPITOL AREA	\$ 288,428	\$ 193,477	Provider Tax	\$ -	Urban	See AttachK4
1528064649	Hendrick Medical Center ABILENE	\$ 13,023,930	\$ 8,736,452	Provider Tax	\$ -	Urban	See AttachK4
1003344334	HCN EP HORIZON CITY LLC-THE HOSPITALS OF PROVIDENCE HORIZON CITY CAMPUS	\$ 1,204,209	\$ 807,783	Provider Tax	\$ -	Urban	See AttachK4
1669752234	EMERUS BHS SA THOUSAND OAKS LLC-BAPTIST EMERGENCY HOSPITAL SHAVANO PARK	\$ 3,670,060	\$ 2,461,876	Provider Tax	\$ -	Urban	See AttachK4
1013957836	SHERMAN GRAYSON HOSPITAL LLC-SHERMAN GRAYSON HEALTH SYSTEM	\$ 1,298,276	\$ 870,884	Provider Tax	\$ -	Urban	See AttachK4
1861690364	DALLAS MEDICAL CENTER LLC-	\$ 259,416	\$ 174,016	Provider Tax	\$ -	Urban	See AttachK4
1760628184	TEXAS SCOTTISH RITE HOSPITAL FOR CRIPPLED CHILDREN-	\$ 31,270	\$ 20,976	Provider Tax	\$ -	Children's	See AttachK4
1679903967	Baylor Scott & White Emergency Hospital Burleson	\$ 68,952	\$ 46,253	Provider Tax	\$ -	Urban	See AttachK4

NOTES

***State Hospitals - General Revenue transfers are still in process, ETA 02/28/2023**

****Providers did not meet conditons of participation due to withdrawal or failure to respond to reporting requirements.**

Data includes reporting though Y1 Corrections period

Unique Measure ID	Provider ID	TPI	NPI	Hospital Name	SDA	Y1 Active Measure	Program Component
C1003833013_C2-103	C1003833013	094151004	1003833013	ASCENSION S	Travis	Y	C2 (ACIA Rural Hospital Best Pr
C1003885641_C2-103	C1003885641	094222903	1003885641	CHRISTUS SP	Nueces	Y	C2 (ACIA Rural Hospital Best Pr
C1033568621_C2-103	C1033568621	366812101	1033568621	CHRISTUS MI	MRSA Northe	Y	C2 (ACIA Rural Hospital Best Pr
C1063411767_C2-103	C1063411767	163111101	1063411767	PARIS REGIO	MRSA Northe	Y	C2 (ACIA Rural Hospital Best Pr
C1073580726_C2-103	C1073580726	127263503	1073580726	COVENANT H	Lubbock	Y	C2 (ACIA Rural Hospital Best Pr
C1093783391_C2-103	C1093783391	136436606	1093783391	CHRISTUS SP	Nueces	Y	C2 (ACIA Rural Hospital Best Pr
C1104383371_C2-103	C1104383371	401736001	1104383371	GOODALL-W	MRSA Centra	Y	C2 (ACIA Rural Hospital Best Pr
c1104830900_C2-103	c1104830900	119877204	1104830900	VAL VERDE R	MRSA West	Y	C2 (ACIA Rural Hospital Best Pr
C1114998911_C2-103	C1114998911	094178302	1114998911	LAKE GRANB	Tarrant	Y	C2 (ACIA Rural Hospital Best Pr
C1124076401_C2-103	C1124076401	130606006	1124076401	WISE HEALTH	Tarrant	Y	C2 (ACIA Rural Hospital Best Pr
C1144274226_C2-103	C1144274226	112701102	1144274226	NAVARRO RE	Dallas	Y	C2 (ACIA Rural Hospital Best Pr
C1154315307_C2-103	C1154315307	135226205	1154315307	BAYLOR SCO	MRSA Centra	Y	C2 (ACIA Rural Hospital Best Pr
C1154317774_C2-103	C1154317774	147918003	1154317774	GRIMES ST JC	MRSA Centra	Y	C2 (ACIA Rural Hospital Best Pr
C1164510673_C2-103	C1164510673	121816602	1164510673	PALESTINE RI	MRSA Northe	Y	C2 (ACIA Rural Hospital Best Pr
C1164688495_C2-103	C1164688495	206083201	1164688495	KIMBLE HOSI	MRSA West	Y	C2 (ACIA Rural Hospital Best Pr
C1174526529_C2-103	C1174526529	138913209	1174526529	TITUS REGIO	MRSA Northe	Y	C2 (ACIA Rural Hospital Best Pr
C1184607897_C2-103	C1184607897	112702904	1184607897	HASKELL MEI	MRSA West	Y	C2 (ACIA Rural Hospital Best Pr
C1194893263_C2-103	C1194893263	138353107	1194893263	SEYMOUR HC	MRSA West	Y	C2 (ACIA Rural Hospital Best Pr
C1225146400_C2-103	C1225146400	133258705	1225146400	COVENANT H	Lubbock	Y	C2 (ACIA Rural Hospital Best Pr
C1235685892_C2-103	C1235685892	376537203	1235685892	FREESTONE M	MRSA Centra	Y	C2 (ACIA Rural Hospital Best Pr
C1245237593_C2-103	C1245237593	112704504	1245237593	OCHILTREE G	MRSA West	Y	C2 (ACIA Rural Hospital Best Pr
C1285191452_C2-103	C1285191452	405102101	1285191452	SCENIC MOU	MRSA West	Y	C2 (ACIA Rural Hospital Best Pr
C1326037607_C2-103	C1326037607	121792903	1326037607	HAMILTON G	MRSA Centra	Y	C2 (ACIA Rural Hospital Best Pr
C1326079534_C2-103	C1326079534	133250406	1326079534	CHILDRESS R	MRSA West	Y	C2 (ACIA Rural Hospital Best Pr
C1326134255_C2-103	C1326134255	217884004	1326134255	DIMITT REG	MRSA West	Y	C2 (ACIA Rural Hospital Best Pr
C1346544616_C2-103	C1346544616	281406304	1346544616	COMANCHE I	MRSA Centra	Y	C2 (ACIA Rural Hospital Best Pr
C1356312243_C2-103	C1356312243	094224503	1356312243	BIG BEND RE	MRSA West	Y	C2 (ACIA Rural Hospital Best Pr
C1356446686_C2-103	C1356446686	094153604	1356446686	ASCENSION S	Travis	Y	C2 (ACIA Rural Hospital Best Pr
C1376071530_C2-103	C1376071530	379200401	1376071530	METHODIST	Bexar	Y	C2 (ACIA Rural Hospital Best Pr
C1386902138_C2-103	C1386902138	308032701	1386902138	PAMPA REGI	MRSA West	Y	C2 (ACIA Rural Hospital Best Pr
C1396138970_C2-103	C1396138970	353712801	1396138970	BAYLOR SCO	Travis	Y	C2 (ACIA Rural Hospital Best Pr
C1396746129_C2-103	C1396746129	139172412	1396746129	MEMORIAL M	MRSA Northe	Y	C2 (ACIA Rural Hospital Best Pr
C1427048453_C2-103	C1427048453	212140201	1427048453	MEDINA REG	Bexar	Y	C2 (ACIA Rural Hospital Best Pr
C1437148020_C2-103	C1437148020	138911619	1437148020	CUERO REGI	MRSA Centra	Y	C2 (ACIA Rural Hospital Best Pr
C1447228747_C2-103	C1447228747	020811801	1447228747	CHRISTUS SP	Nueces	Y	C2 (ACIA Rural Hospital Best Pr
C1447259627_C2-103	C1447259627	136381405	1447259627	TYLER COUN	Jefferson	Y	C2 (ACIA Rural Hospital Best Pr
C1447574819_C2-103	C1447574819	112688004	1447574819	FRIO REGION	MRSA West	Y	C2 (ACIA Rural Hospital Best Pr
C1457393571_C2-103	C1457393571	364187001	1457393571	ANSON HOSF	MRSA West	Y	C2 (ACIA Rural Hospital Best Pr
C1487607792_C2-103	C1487607792	094164302	1487607792	WOODLAND	MRSA Northe	Y	C2 (ACIA Rural Hospital Best Pr
C1497708929_C2-103	C1497708929	111915801	1497708929	PARKVIEW RI	MRSA Centra	Y	C2 (ACIA Rural Hospital Best Pr
c1497726343_C2-103	c1497726343	136430906	1497726343	HILL COUNTF	MRSA Centra	Y	C2 (ACIA Rural Hospital Best Pr
C1558349399_C2-103	C1558349399	322916301	1558349399	HEART OF TE	MRSA West	Y	C2 (ACIA Rural Hospital Best Pr
C1619368339_C2-103	C1619368339	350190001	1619368339	MULESHOE A	MRSA West	Y	C2 (ACIA Rural Hospital Best Pr
C1659362630_C2-103	C1659362630	176692501	1659362630	ST. MARK'S M	Travis	Y	C2 (ACIA Rural Hospital Best Pr
C1679526982_C2-103	C1679526982	420957901	1679526982	BROWNWOC	MRSA West	Y	C2 (ACIA Rural Hospital Best Pr
C1679560866_C2-103	C1679560866	136145310	1679560866	MARTIN COL	MRSA West	Y	C2 (ACIA Rural Hospital Best Pr
C1689650616_C2-103	C1689650616	112697102	1689650616	MEMORIAL H	Jefferson	Y	C2 (ACIA Rural Hospital Best Pr
C1699772541_C2-103	C1699772541	136412710	1699772541	OTTO KAISER	Nueces	Y	C2 (ACIA Rural Hospital Best Pr
C1700826575_C2-103	C1700826575	216719901	1700826575	GLEN ROSE N	MRSA Centra	Y	C2 (ACIA Rural Hospital Best Pr
C1700854288_C2-103	C1700854288	127313803	1700854288	LAMB HEALT	Lubbock	Y	C2 (ACIA Rural Hospital Best Pr
C1700885076_C2-103	C1700885076	130605205	1700885076	NACOGDOCH	MRSA Northe	Y	C2 (ACIA Rural Hospital Best Pr

C1740238641_C2-103	C1740238641	135033210	1740238641	COLUMBUS (MRSA Centra	Y	C2 (ACIA Rural Hospital Best Pr
C1740288505_C2-103	C1740288505	121782009	1740288505	UVALDE MEN MRSA West	Y	C2 (ACIA Rural Hospital Best Pr
C1750377289_C2-103	C1750377289	112725003	1750377289	BURLESON S MRSA Centra	Y	C2 (ACIA Rural Hospital Best Pr
C1750392916_C2-103	C1750392916	149073203	1750392916	ADVENTHEAI MRSA Centra	Y	C2 (ACIA Rural Hospital Best Pr
C1760417646_C2-103	C1760417646	330811601	1760417646	TMC BONHA MRSA Northe	Y	C2 (ACIA Rural Hospital Best Pr
C1760598692_C2-103	C1760598692	130616909	1760598692	PECOS COUN MRSA West	Y	C2 (ACIA Rural Hospital Best Pr
C1770579591_C2-103	C1770579591	110803703	1770579591	FORT DUNCA Hidalgo	Y	C2 (ACIA Rural Hospital Best Pr
C1780731737_C2-103	C1780731737	020990001	1780731737	CHI ST JOSEP MRSA Centra	Y	C2 (ACIA Rural Hospital Best Pr
C1780823021_C2-103	C1780823021	134772611	1780823021	CORYELL ME MRSA Centra	Y	C2 (ACIA Rural Hospital Best Pr
c1790702371_C2-103	c1790702371	137227806	1790702371	YOAKUM CO MRSA West	Y	C2 (ACIA Rural Hospital Best Pr
C1801831748_C2-103	C1801831748	131030203	1801831748	NACOGDOCH MRSA Northe	Y	C2 (ACIA Rural Hospital Best Pr
C1811916901_C2-103	C1811916901	130618504	1811916901	BROWNFIELD Lubbock	Y	C2 (ACIA Rural Hospital Best Pr
C1831140979_C2-103	C1831140979	121781205	1831140979	LILLIAN M HI MRSA West	Y	C2 (ACIA Rural Hospital Best Pr
C1841294246_C2-103	C1841294246	133367602	1841294246	FALLS COMM MRSA Centra	Y	C2 (ACIA Rural Hospital Best Pr
C1871599829_C2-103	C1871599829	135151206	1871599829	WILSON COU Bexar	Y	C2 (ACIA Rural Hospital Best Pr
C1881691061_C2-103	C1881691061	346945401	1881691061	GRAHAM RE MRSA West	Y	C2 (ACIA Rural Hospital Best Pr
C1881697878_C2-103	C1881697878	112673204	1881697878	YOAKUM CO MRSA Centra	Y	C2 (ACIA Rural Hospital Best Pr
C1922031541_C2-103	C1922031541	121794503	1922031541	TEXAS HEALT MRSA Centra	Y	C2 (ACIA Rural Hospital Best Pr
C1942240189_C2-103	C1942240189	020991801	1942240189	REFUGIO COI Nueces	Y	C2 (ACIA Rural Hospital Best Pr
C1952306672_C2-103	C1952306672	141858401	1952306672	CHRISTUS MI MRSA Northe	Y	C2 (ACIA Rural Hospital Best Pr
C1962497800_C2-103	C1962497800	136327710	1962497800	BAYLOR SCO Travis	Y	C2 (ACIA Rural Hospital Best Pr
C1972071991_C2-103	C1972071991	396650901	1972071991	NORTH TEXA MRSA Northe	Y	C2 (ACIA Rural Hospital Best Pr
C1972590602_C2-103	C1972590602	138950412	1972590602	PALO PINTO MRSA West	Y	C2 (ACIA Rural Hospital Best Pr
C1992285282_C2-103	C1992285282	133252009	1992285282	HILL REGION MRSA Centra	Y	C2 (ACIA Rural Hospital Best Pr
C1003833013_C2-104	C1003833013	094151004	1003833013	ASCENSION S Travis	Y	C2 (ACIA Rural Hospital Best Pr
C1003885641_C2-104	C1003885641	094222903	1003885641	CHRISTUS SP Nueces	Y	C2 (ACIA Rural Hospital Best Pr
C1033568621_C2-104	C1033568621	366812101	1033568621	CHRISTUS MI MRSA Northe	Y	C2 (ACIA Rural Hospital Best Pr
C1063411767_C2-104	C1063411767	163111101	1063411767	PARIS REGIO MRSA Northe	Y	C2 (ACIA Rural Hospital Best Pr
C1073580726_C2-104	C1073580726	127263503	1073580726	COVENANT F Lubbock	Y	C2 (ACIA Rural Hospital Best Pr
C1093783391_C2-104	C1093783391	136436606	1093783391	CHRISTUS SP Nueces	Y	C2 (ACIA Rural Hospital Best Pr
C1104383371_C2-104	C1104383371	401736001	1104383371	GOODALL-W MRSA Centra	Y	C2 (ACIA Rural Hospital Best Pr
c1104830900_C2-104	c1104830900	119877204	1104830900	VAL VERDE R MRSA West	Y	C2 (ACIA Rural Hospital Best Pr
C1114998911_C2-104	C1114998911	094178302	1114998911	LAKE GRANB Tarrant	Y	C2 (ACIA Rural Hospital Best Pr
C1124076401_C2-104	C1124076401	130606006	1124076401	WISE HEALTH Tarrant	Y	C2 (ACIA Rural Hospital Best Pr
C1144274226_C2-104	C1144274226	112701102	1144274226	NAVARRO RE Dallas	Y	C2 (ACIA Rural Hospital Best Pr
C1154315307_C2-104	C1154315307	135226205	1154315307	BAYLOR SCO MRSA Centra	Y	C2 (ACIA Rural Hospital Best Pr
C1154317774_C2-104	C1154317774	147918003	1154317774	GRIMES ST JC MRSA Centra	Y	C2 (ACIA Rural Hospital Best Pr
C1164510673_C2-104	C1164510673	121816602	1164510673	PALESTINE RI MRSA Northe	Y	C2 (ACIA Rural Hospital Best Pr
C1164688495_C2-104	C1164688495	206083201	1164688495	KIMBLE HOSI MRSA West	Y	C2 (ACIA Rural Hospital Best Pr
C1174526529_C2-104	C1174526529	138913209	1174526529	TITUS REGIO MRSA Northe	Y	C2 (ACIA Rural Hospital Best Pr
C1184607897_C2-104	C1184607897	112702904	1184607897	HASKELL MEI MRSA West	Y	C2 (ACIA Rural Hospital Best Pr
C1194893263_C2-104	C1194893263	138353107	1194893263	SEYMOUR HC MRSA West	Y	C2 (ACIA Rural Hospital Best Pr
C1225146400_C2-104	C1225146400	133258705	1225146400	COVENANT F Lubbock	Y	C2 (ACIA Rural Hospital Best Pr
C1235685892_C2-104	C1235685892	376537203	1235685892	FREESTONE MRSA Centra	Y	C2 (ACIA Rural Hospital Best Pr
C1245237593_C2-104	C1245237593	112704504	1245237593	OCHILTREE G MRSA West	Y	C2 (ACIA Rural Hospital Best Pr
C1285191452_C2-104	C1285191452	405102101	1285191452	SCENIC MOU MRSA West	Y	C2 (ACIA Rural Hospital Best Pr
C1326037607_C2-104	C1326037607	121792903	1326037607	HAMILTON G MRSA Centra	Y	C2 (ACIA Rural Hospital Best Pr
C1326079534_C2-104	C1326079534	133250406	1326079534	CHILDRESS R MRSA West	Y	C2 (ACIA Rural Hospital Best Pr
C1346544616_C2-104	C1346544616	281406304	1346544616	COMANCHE MRSA Centra	Y	C2 (ACIA Rural Hospital Best Pr
C1356312243_C2-104	C1356312243	094224503	1356312243	BIG BEND RE MRSA West	Y	C2 (ACIA Rural Hospital Best Pr
C1356446686_C2-104	C1356446686	094153604	1356446686	ASCENSION S Travis	Y	C2 (ACIA Rural Hospital Best Pr
C1376071530_C2-104	C1376071530	379200401	1376071530	METHODIST Bexar	Y	C2 (ACIA Rural Hospital Best Pr
C1386902138_C2-104	C1386902138	308032701	1386902138	PAMPA REGI MRSA West	Y	C2 (ACIA Rural Hospital Best Pr
C1396138970_C2-104	C1396138970	353712801	1396138970	BAYLOR SCO Travis	Y	C2 (ACIA Rural Hospital Best Pr
C1396746129_C2-104	C1396746129	139172412	1396746129	MEMORIAL MRSA Northe	Y	C2 (ACIA Rural Hospital Best Pr
C1427048453_C2-104	C1427048453	212140201	1427048453	MEDINA REG Bexar	Y	C2 (ACIA Rural Hospital Best Pr
C1437148020_C2-104	C1437148020	138911619	1437148020	CUERO REGI MRSA Centra	Y	C2 (ACIA Rural Hospital Best Pr

C1447228747_C2-104	C1447228747	020811801	1447228747	CHRISTUS SP	Nueces	Y	C2 (ACIA Rural Hospital Best Pr
C1447259627_C2-104	C1447259627	136381405	1447259627	TYLER COUN	Jefferson	Y	C2 (ACIA Rural Hospital Best Pr
C1447574819_C2-104	C1447574819	112688004	1447574819	FRIO REGION	MRSA West	Y	C2 (ACIA Rural Hospital Best Pr
C1457393571_C2-104	C1457393571	364187001	1457393571	ANSON HOSF	MRSA West	Y	C2 (ACIA Rural Hospital Best Pr
C1487607792_C2-104	C1487607792	094164302	1487607792	WOODLAND	MRSA Northe	Y	C2 (ACIA Rural Hospital Best Pr
C1497708929_C2-104	C1497708929	111915801	1497708929	PARKVIEW RI	MRSA Centra	Y	C2 (ACIA Rural Hospital Best Pr
c1497726343_C2-104	c1497726343	136430906	1497726343	HILL COUNTF	MRSA Centra	Y	C2 (ACIA Rural Hospital Best Pr
C1558349399_C2-104	C1558349399	322916301	1558349399	HEART OF TE	MRSA West	Y	C2 (ACIA Rural Hospital Best Pr
C1619368339_C2-104	C1619368339	350190001	1619368339	MULESHOE A	MRSA West	Y	C2 (ACIA Rural Hospital Best Pr
C1659362630_C2-104	C1659362630	176692501	1659362630	ST. MARK'S N	Travis	Y	C2 (ACIA Rural Hospital Best Pr
C1679526982_C2-104	C1679526982	420957901	1679526982	BROWNWOC	MRSA West	Y	C2 (ACIA Rural Hospital Best Pr
C1679560866_C2-104	C1679560866	136145310	1679560866	MARTIN COL	MRSA West	Y	C2 (ACIA Rural Hospital Best Pr
C1689650616_C2-104	C1689650616	112697102	1689650616	MEMORIAL F	Jefferson	Y	C2 (ACIA Rural Hospital Best Pr
C1699772541_C2-104	C1699772541	136412710	1699772541	OTTO KAISER	Nueces	Y	C2 (ACIA Rural Hospital Best Pr
C1700826575_C2-104	C1700826575	216719901	1700826575	GLEN ROSE N	MRSA Centra	Y	C2 (ACIA Rural Hospital Best Pr
C1700854288_C2-104	C1700854288	127313803	1700854288	LAMB HEALT	Lubbock	Y	C2 (ACIA Rural Hospital Best Pr
C1700885076_C2-104	C1700885076	130605205	1700885076	NACOGDOCH	MRSA Northe	Y	C2 (ACIA Rural Hospital Best Pr
C1740238641_C2-104	C1740238641	135033210	1740238641	COLUMBUS C	MRSA Centra	Y	C2 (ACIA Rural Hospital Best Pr
C1740288505_C2-104	C1740288505	121782009	1740288505	UVALDE MEN	MRSA West	Y	C2 (ACIA Rural Hospital Best Pr
C1750377289_C2-104	C1750377289	112725003	1750377289	BURLESON S	MRSA Centra	Y	C2 (ACIA Rural Hospital Best Pr
C1750392916_C2-104	C1750392916	149073203	1750392916	ADVENTHEAI	MRSA Centra	Y	C2 (ACIA Rural Hospital Best Pr
C1760417646_C2-104	C1760417646	330811601	1760417646	TMC BONHA	MRSA Northe	Y	C2 (ACIA Rural Hospital Best Pr
C1760598692_C2-104	C1760598692	130616909	1760598692	PECOS COUN	MRSA West	Y	C2 (ACIA Rural Hospital Best Pr
C1770579591_C2-104	C1770579591	110803703	1770579591	FORT DUNCA	Hidalgo	Y	C2 (ACIA Rural Hospital Best Pr
C1780731737_C2-104	C1780731737	020990001	1780731737	CHI ST JOSEP	MRSA Centra	Y	C2 (ACIA Rural Hospital Best Pr
C1780823021_C2-104	C1780823021	134772611	1780823021	CORYELL ME	MRSA Centra	Y	C2 (ACIA Rural Hospital Best Pr
c1790702371_C2-104	c1790702371	137227806	1790702371	YOAKUM CO	MRSA West	Y	C2 (ACIA Rural Hospital Best Pr
C1801831748_C2-104	C1801831748	131030203	1801831748	NACOGDOCH	MRSA Northe	Y	C2 (ACIA Rural Hospital Best Pr
C1811916901_C2-104	C1811916901	130618504	1811916901	BROWNFIELD	Lubbock	Y	C2 (ACIA Rural Hospital Best Pr
C1831140979_C2-104	C1831140979	121781205	1831140979	LILLIAN M HL	MRSA West	Y	C2 (ACIA Rural Hospital Best Pr
C1841294246_C2-104	C1841294246	133367602	1841294246	FALLS COMM	MRSA Centra	Y	C2 (ACIA Rural Hospital Best Pr
C1871599829_C2-104	C1871599829	135151206	1871599829	WILSON COU	Bexar	Y	C2 (ACIA Rural Hospital Best Pr
C1881691061_C2-104	C1881691061	346945401	1881691061	GRAHAM REI	MRSA West	Y	C2 (ACIA Rural Hospital Best Pr
C1881697878_C2-104	C1881697878	112673204	1881697878	YOAKUM CO	MRSA Centra	Y	C2 (ACIA Rural Hospital Best Pr
C1922031541_C2-104	C1922031541	121794503	1922031541	TEXAS HEALT	MRSA Centra	Y	C2 (ACIA Rural Hospital Best Pr
C1942240189_C2-104	C1942240189	020991801	1942240189	REFUGIO COI	Nueces	Y	C2 (ACIA Rural Hospital Best Pr
C1952306672_C2-104	C1952306672	141858401	1952306672	CHRISTUS MI	MRSA Northe	Y	C2 (ACIA Rural Hospital Best Pr
C1962497800_C2-104	C1962497800	136327710	1962497800	BAYLOR SCO	Travis	Y	C2 (ACIA Rural Hospital Best Pr
C1972071991_C2-104	C1972071991	396650901	1972071991	NORTH TEXA	MRSA Northe	Y	C2 (ACIA Rural Hospital Best Pr
C1972590602_C2-104	C1972590602	138950412	1972590602	PALO PINTO	MRSA West	Y	C2 (ACIA Rural Hospital Best Pr
C1992285282_C2-104	C1992285282	133252009	1992285282	HILL REGION.	MRSA Centra	Y	C2 (ACIA Rural Hospital Best Pr
C1003883158_C2-129	C1003883158	020967802	1003883158	TEXAS HEALT	Tarrant	Y	C2 (ACIA Maternal Care)
C1023013448_C2-129	C1023013448	135237906	1023013448	UNITED REGI	MRSA West	Y	C2 (ACIA Maternal Care)
C1033120423_C2-129	C1033120423	314080801	1033120423	TEXAS HEALT	Tarrant	Y	C2 (ACIA Maternal Care)
C1033165501_C2-129	C1033165501	209345201	1033165501	METHODIST	Dallas	Y	C2 (ACIA Maternal Care)
C1043267701_C2-129	C1043267701	020947001	1043267701	VALLEY REGII	Hidalgo	Y	C2 (ACIA Maternal Care)
C1053317362_C2-129	C1053317362	160709501	1053317362	DOCTORS HC	Hidalgo	Y	C2 (ACIA Maternal Care)
C1083112023_C2-129	C1083112023	391575301	1083112023	PIPELINE EAS	Dallas	Y	C2 (ACIA Maternal Care)
C1093708679_C2-129	C1093708679	111829102	1093708679	ASCENSION F	MRSA Centra	Y	C2 (ACIA Maternal Care)
C1093744187_C2-129	C1093744187	094148602	1093744187	MEMORIAL F	Jefferson	Y	C2 (ACIA Maternal Care)
C1104845015_C2-129	C1104845015	136326908	1104845015	TEXAS HEALT	Tarrant	Y	C2 (ACIA Maternal Care)
C1114903523_C2-129	C1114903523	207311601	1114903523	BRIM HEALTI	MRSA Northe	Y	C2 (ACIA Maternal Care)
C1124052162_C2-129	C1124052162	137907508	1124052162	COUNTY OF \	Nueces	Y	C2 (ACIA Maternal Care)
C1124074273_C2-129	C1124074273	094154402	1124074273	METHODIST	Bexar	Y	C2 (ACIA Maternal Care)
C1124092036_C2-129	C1124092036	112667403	1124092036	CHRISTUS GC	MRSA Northe	Y	C2 (ACIA Maternal Care)
C1124137054_C2-129	C1124137054	158980601	1124137054	ASCENSION S	Travis	Y	C2 (ACIA Maternal Care)
C1124305065_C2-129	C1124305065	314161601	1124305065	BAYLOR SCO	Dallas	Y	C2 (ACIA Maternal Care)

C1134172406_C2-129	C1134172406	020950401	1134172406	MEDICAL CIT	Tarrant	Y	C2 (ACIA Maternal Care)
C1154618742_C2-129	C1154618742	292096901	1154618742	VALLEY BAPT	Hidalgo	Y	C2 (ACIA Maternal Care)
C1164526786_C2-129	C1164526786	135225404	1164526786	ASCENSION S	Travis	Y	C2 (ACIA Maternal Care)
C1174533343_C2-129	C1174533343	130614405	1174533343	TEXAS HEALT	Tarrant	Y	C2 (ACIA Maternal Care)
C1184911877_C2-129	C1184911877	294543801	1184911877	VALLEY BAPT	Hidalgo	Y	C2 (ACIA Maternal Care)
C1194787218_C2-129	C1194787218	020844901	1194787218	CHRISTUS SA	Bexar	Y	C2 (ACIA Maternal Care)
C1205018439_C2-129	C1205018439	020966001	1205018439	BAYLOR SCO	Dallas	Y	C2 (ACIA Maternal Care)
C1205833985_C2-129	C1205833985	112679902	1205833985	MISSION REC	Hidalgo	Y	C2 (ACIA Maternal Care)
C1215296884_C2-129	C1215296884	316296801	1215296884	TEXAS HEALT	Tarrant	Y	C2 (ACIA Maternal Care)
C1255325817_C2-129	C1255325817	136143806	1255325817	MIDLAND MI	MRSA West	Y	C2 (ACIA Maternal Care)
C1255384533_C2-129	C1255384533	094192402	1255384533	MEDICAL CIT	Tarrant	Y	C2 (ACIA Maternal Care)
C1265430177_C2-129	C1265430177	135223905	1265430177	BAYLOR SCO	Dallas	Y	C2 (ACIA Maternal Care)
C1265568638_C2-129	C1265568638	190123303	1265568638	BAYLOR SCO	Travis	Y	C2 (ACIA Maternal Care)
C1265772362_C2-129	C1265772362	326725404	1265772362	BAYLOR SCO	MRSA Centra	Y	C2 (ACIA Maternal Care)
C1275592131_C2-129	C1275592131	126679303	1275592131	METHODIST	Dallas	Y	C2 (ACIA Maternal Care)
C1285798918_C2-129	C1285798918	175287501	1285798918	UT SOUTHW	Dallas	Y	C2 (ACIA Maternal Care)
C1295736734_C2-129	C1295736734	020976902	1295736734	CHRISTUS ST	MRSA Northe	Y	C2 (ACIA Maternal Care)
C1295843787_C2-129	C1295843787	192751901	1295843787	MEMORIAL H	Harris	Y	C2 (ACIA Maternal Care)
C1316936990_C2-129	C1316936990	138951211	1316936990	UNIVERSITY I	El Paso	Y	C2 (ACIA Maternal Care)
C1336172105_C2-129	C1336172105	112677302	1336172105	TEXAS HEALT	Tarrant	Y	C2 (ACIA Maternal Care)
C1376662296_C2-129	C1376662296	192622201	1376662296	CEDAR PARK	Travis	Y	C2 (ACIA Maternal Care)
C1396731105_C2-129	C1396731105	094186602	1396731105	DOCTORS HC	Hidalgo	Y	C2 (ACIA Maternal Care)
C1396778064_C2-129	C1396778064	131036903	1396778064	TEXAS HEALT	Tarrant	Y	C2 (ACIA Maternal Care)
C1396779948_C2-129	C1396779948	020908201	1396779948	TEXAS HEALT	Dallas	Y	C2 (ACIA Maternal Care)
C1407191984_C2-129	C1407191984	322879301	1407191984	BSA HOSPITA	Lubbock	Y	C2 (ACIA Maternal Care)
C1407364847_C2-129	C1407364847	388347201	1407364847	TYLER REGIO	MRSA Northe	Y	C2 (ACIA Maternal Care)
C1417465824_C2-129	C1417465824	387515501	1417465824	ATHENS HOS	MRSA Northe	Y	C2 (ACIA Maternal Care)
C1417471467_C2-129	C1417471467	385345901	1417471467	MEDICAL CIT	Tarrant	Y	C2 (ACIA Maternal Care)
C1417980202_C2-129	C1417980202	120726804	1417980202	TEXAS HEALT	Tarrant	Y	C2 (ACIA Maternal Care)
C1437102639_C2-129	C1437102639	112698903	1437102639	MEDICAL CIT	Dallas	Y	C2 (ACIA Maternal Care)
C1437171568_C2-129	C1437171568	127319504	1437171568	COVENANT C	Lubbock	Y	C2 (ACIA Maternal Care)
C1447250253_C2-129	C1447250253	139485012	1447250253	BAYLOR UNIV	Dallas	Y	C2 (ACIA Maternal Care)
C1447883301_C2-129	C1447883301	415580601	1447883301	CHRISTUS SA	Travis	Y	C2 (ACIA Maternal Care)
C1467442418_C2-129	C1467442418	137245009	1467442418	NORTHWEST	Lubbock	Y	C2 (ACIA Maternal Care)
C1477516466_C2-129	C1477516466	137249208	1477516466	BAYLOR SCO	MRSA Centra	Y	C2 (ACIA Maternal Care)
C1477643690_C2-129	C1477643690	139135109	1477643690	TEXAS CHILD	Harris	Y	C2 (ACIA Maternal Care)
C1497871628_C2-129	C1497871628	094219503	1497871628	HOUSTON M	Harris	Y	C2 (ACIA Maternal Care)
C1508810573_C2-129	C1508810573	020973601	1508810573	CORPUS CHR	Nueces	Y	C2 (ACIA Maternal Care)
C1528027786_C2-129	C1528027786	135032405	1528027786	METHODIST	Dallas	Y	C2 (ACIA Maternal Care)
C1528064649_C2-129	C1528064649	138644310	1528064649	HENDRICK M	MRSA West	Y	C2 (ACIA Maternal Care)
C1548232044_C2-129	C1548232044	162033801	1548232044	LAREDO MEC	Hidalgo	Y	C2 (ACIA Maternal Care)
C1548291883_C2-129	C1548291883	020982701	1548291883	TEXAS HEALT	Dallas	Y	C2 (ACIA Maternal Care)
C1578780870_C2-129	C1578780870	194106401	1578780870	ASCENSION S	Travis	Y	C2 (ACIA Maternal Care)
C1598744856_C2-129	C1598744856	159156201	1598744856	BAPTIST MEC	Bexar	Y	C2 (ACIA Maternal Care)
C1598750721_C2-129	C1598750721	131038504	1598750721	HUNT REGIO	Dallas	Y	C2 (ACIA Maternal Care)
C1619115383_C2-129	C1619115383	208013701	1619115383	ASCENSION S	Travis	Y	C2 (ACIA Maternal Care)
C1619924719_C2-129	C1619924719	112716902	1619924719	RIO GRANDE	Hidalgo	Y	C2 (ACIA Maternal Care)
C1629021845_C2-129	C1629021845	094216103	1629021845	NORTH AUST	Travis	Y	C2 (ACIA Maternal Care)
C1629089966_C2-129	C1629089966	094119702	1629089966	ADVENTHEAI	MRSA Centra	Y	C2 (ACIA Maternal Care)
C1629138029_C2-129	C1629138029	193399601	1629138029	TEXAS HEALT	Dallas	Y	C2 (ACIA Maternal Care)
C1649223645_C2-129	C1649223645	020957901	1649223645	ROUND ROCI	Travis	Y	C2 (ACIA Maternal Care)
C1659525236_C2-129	C1659525236	204254101	1659525236	METHODIST	Bexar	Y	C2 (ACIA Maternal Care)
C1669472387_C2-129	C1669472387	135036506	1669472387	BAYLOR SCO	Tarrant	Y	C2 (ACIA Maternal Care)
C1679528889_C2-129	C1679528889	112717702	1679528889	ST. DAVID'S S	Travis	Y	C2 (ACIA Maternal Care)
C1679557888_C2-129	C1679557888	138296208	1679557888	CHRISTUS SO	Jefferson	Y	C2 (ACIA Maternal Care)
C1679578439_C2-129	C1679578439	094108002	1679578439	MOTHER FR/	MRSA Northe	Y	C2 (ACIA Maternal Care)
C1689628984_C2-129	C1689628984	020943901	1689628984	MEDICAL CIT	Dallas	Y	C2 (ACIA Maternal Care)

C1689629941_C2-129	C1689629941	186221101	1689629941	METHODIST	Tarrant	Y	C2 (ACIA Maternal Care)
C1689641680_C2-129	C1689641680	121775403	1689641680	CHRISTUS SP	Nueces	Y	C2 (ACIA Maternal Care)
C1699726406_C2-129	C1699726406	127311205	1699726406	MEDICAL CIT	Dallas	Y	C2 (ACIA Maternal Care)
C1720033947_C2-129	C1720033947	094160103	1720033947	HEART HOSP	Travis	Y	C2 (ACIA Maternal Care)
C1720088123_C2-129	C1720088123	138411709	1720088123	GUADALUPE	Bexar	Y	C2 (ACIA Maternal Care)
C1740273994_C2-129	C1740273994	135235306	1740273994	MEDICAL CEI	MRSA West	Y	C2 (ACIA Maternal Care)
C1770514077_C2-129	C1770514077	094207002	1770514077	TEXAS HEALT	Dallas	Y	C2 (ACIA Maternal Care)
C1770536120_C2-129	C1770536120	094109802	1770536120	LAS PALMAS	El Paso	Y	C2 (ACIA Maternal Care)
C1770573586_C2-129	C1770573586	094113001	1770573586	SOUTH TEXA	Hidalgo	Y	C2 (ACIA Maternal Care)
C1790174860_C2-129	C1790174860	354018901	1790174860	PRIME HEALT	Dallas	Y	C2 (ACIA Maternal Care)
C1801826839_C2-129	C1801826839	388217701	1801826839	BAYLOR SCO	Dallas	Y	C2 (ACIA Maternal Care)
C1801852736_C2-129	C1801852736	112711003	1801852736	ODESSA REGI	MRSA West	Y	C2 (ACIA Maternal Care)
C1821004151_C2-129	C1821004151	020844903	1821004151	CHILDRENS H	Bexar	Y	C2 (ACIA Maternal Care)
C1821087164_C2-129	C1821087164	137999206	1821087164	UNIVERSITY I	Lubbock	Y	C2 (ACIA Maternal Care)
C1841562709_C2-129	C1841562709	312239201	1841562709	SETON MEDI	MRSA Centra	Y	C2 (ACIA Maternal Care)
C1851343909_C2-129	C1851343909	094118902	1851343909	DETAR HEAL	Nueces	Y	C2 (ACIA Maternal Care)
C1851390967_C2-129	C1851390967	194997601	1851390967	TEXOMA ME	MRSA Northe	Y	C2 (ACIA Maternal Care)
C1861467573_C2-129	C1861467573	163925401	1861467573	THE MEDICA	Jefferson	Y	C2 (ACIA Maternal Care)
C1861488579_C2-129	C1861488579	135035706	1861488579	KNAPP MEDI	Hidalgo	Y	C2 (ACIA Maternal Care)
C1871911016_C2-129	C1871911016	350857401	1871911016	MEDICAL CIT	Tarrant	Y	C2 (ACIA Maternal Care)
C1881688976_C2-129	C1881688976	154504801	1881688976	HARLINGEN I	Hidalgo	Y	C2 (ACIA Maternal Care)
C1891882833_C2-129	C1891882833	138962907	1891882833	BAYLOR SCO	MRSA Centra	Y	C2 (ACIA Maternal Care)
C1902047376_C2-129	C1902047376	217744601	1902047376	TEXAS HEALT	Tarrant	Y	C2 (ACIA Maternal Care)
C1902857766_C2-129	C1902857766	020979302	1902857766	MEDICAL CIT	Dallas	Y	C2 (ACIA Maternal Care)
C1912906298_C2-129	C1912906298	136491104	1912906298	TEXAS VISTA	Bexar	Y	C2 (ACIA Maternal Care)
C1932123247_C2-129	C1932123247	127295703	1932123247	PARKLAND H	Dallas	Y	C2 (ACIA Maternal Care)
C1942294939_C2-129	C1942294939	127267603	1942294939	ST JOSEPH R	MRSA Centra	Y	C2 (ACIA Maternal Care)
C1992700983_C2-129	C1992700983	121776205	1992700983	BAYLOR SCO	Dallas	Y	C2 (ACIA Maternal Care)
C1992707228_C2-129	C1992707228	137226005	1992707228	SHANNON M	MRSA West	Y	C2 (ACIA Maternal Care)
C1992753222_C2-129	C1992753222	126675104	1992753222	JPS HEALTH I	Tarrant	Y	C2 (ACIA Maternal Care)
C1003883158_C2-130	C1003883158	020967802	1003883158	TEXAS HEALT	Tarrant	Y	C2 (ACIA Maternal Care)
C1023013448_C2-130	C1023013448	135237906	1023013448	UNITED REGI	MRSA West	Y	C2 (ACIA Maternal Care)
C1033120423_C2-130	C1033120423	314080801	1033120423	TEXAS HEALT	Tarrant	Y	C2 (ACIA Maternal Care)
C1033165501_C2-130	C1033165501	209345201	1033165501	METHODIST	Dallas	Y	C2 (ACIA Maternal Care)
C1043267701_C2-130	C1043267701	020947001	1043267701	VALLEY REGI	Hidalgo	Y	C2 (ACIA Maternal Care)
C1053317362_C2-130	C1053317362	160709501	1053317362	DOCTORS HC	Hidalgo	Y	C2 (ACIA Maternal Care)
C1083112023_C2-130	C1083112023	391575301	1083112023	PIPELINE EAS	Dallas	Y	C2 (ACIA Maternal Care)
C1093708679_C2-130	C1093708679	111829102	1093708679	ASCENSION F	MRSA Centra	Y	C2 (ACIA Maternal Care)
C1093744187_C2-130	C1093744187	094148602	1093744187	MEMORIAL H	Jefferson	Y	C2 (ACIA Maternal Care)
C1104845015_C2-130	C1104845015	136326908	1104845015	TEXAS HEALT	Tarrant	Y	C2 (ACIA Maternal Care)
C1114903523_C2-130	C1114903523	207311601	1114903523	BRIM HEALTH	MRSA Northe	Y	C2 (ACIA Maternal Care)
C1124052162_C2-130	C1124052162	137907508	1124052162	COUNTY OF \	Nueces	Y	C2 (ACIA Maternal Care)
C1124074273_C2-130	C1124074273	094154402	1124074273	METHODIST	Bexar	Y	C2 (ACIA Maternal Care)
C1124092036_C2-130	C1124092036	112667403	1124092036	CHRISTUS GC	MRSA Northe	Y	C2 (ACIA Maternal Care)
C1124137054_C2-130	C1124137054	158980601	1124137054	ASCENSION S	Travis	Y	C2 (ACIA Maternal Care)
C1124305065_C2-130	C1124305065	314161601	1124305065	BAYLOR SCO	Dallas	Y	C2 (ACIA Maternal Care)
C1134172406_C2-130	C1134172406	020950401	1134172406	MEDICAL CIT	Tarrant	Y	C2 (ACIA Maternal Care)
C1154618742_C2-130	C1154618742	292096901	1154618742	VALLEY BAPT	Hidalgo	Y	C2 (ACIA Maternal Care)
C1164526786_C2-130	C1164526786	135225404	1164526786	ASCENSION S	Travis	Y	C2 (ACIA Maternal Care)
C1174533343_C2-130	C1174533343	130614405	1174533343	TEXAS HEALT	Tarrant	Y	C2 (ACIA Maternal Care)
C1184911877_C2-130	C1184911877	294543801	1184911877	VALLEY BAPT	Hidalgo	Y	C2 (ACIA Maternal Care)
C1194787218_C2-130	C1194787218	020844901	1194787218	CHRISTUS SA	Bexar	Y	C2 (ACIA Maternal Care)
C1205018439_C2-130	C1205018439	020966001	1205018439	BAYLOR SCO	Dallas	Y	C2 (ACIA Maternal Care)
C1205833985_C2-130	C1205833985	112679902	1205833985	MISSION REC	Hidalgo	Y	C2 (ACIA Maternal Care)
C1215296884_C2-130	C1215296884	316296801	1215296884	TEXAS HEALT	Tarrant	Y	C2 (ACIA Maternal Care)
C1255325817_C2-130	C1255325817	136143806	1255325817	MIDLAND MI	MRSA West	Y	C2 (ACIA Maternal Care)
C1255384533_C2-130	C1255384533	094192402	1255384533	MEDICAL CIT	Tarrant	Y	C2 (ACIA Maternal Care)

C1265430177_C2-130	C1265430177	135223905	1265430177	BAYLOR SCO	Dallas	Y	C2 (ACIA Maternal Care)
C1265568638_C2-130	C1265568638	190123303	1265568638	BAYLOR SCO	Travis	Y	C2 (ACIA Maternal Care)
C1265772362_C2-130	C1265772362	326725404	1265772362	BAYLOR SCO	MRSA Centra	Y	C2 (ACIA Maternal Care)
C1275592131_C2-130	C1275592131	126679303	1275592131	METHODIST	Dallas	Y	C2 (ACIA Maternal Care)
C1285798918_C2-130	C1285798918	175287501	1285798918	UT SOUTHW	Dallas	Y	C2 (ACIA Maternal Care)
C1295736734_C2-130	C1295736734	020976902	1295736734	CHRISTUS ST	MRSA Northe	Y	C2 (ACIA Maternal Care)
C1295843787_C2-130	C1295843787	192751901	1295843787	MEMORIAL H	Harris	Y	C2 (ACIA Maternal Care)
C1316936990_C2-130	C1316936990	138951211	1316936990	UNIVERSITY I	El Paso	Y	C2 (ACIA Maternal Care)
C1336172105_C2-130	C1336172105	112677302	1336172105	TEXAS HEALT	Tarrant	Y	C2 (ACIA Maternal Care)
C1376662296_C2-130	C1376662296	192622201	1376662296	CEDAR PARK	Travis	Y	C2 (ACIA Maternal Care)
C1396731105_C2-130	C1396731105	094186602	1396731105	DOCTORS HC	Hidalgo	Y	C2 (ACIA Maternal Care)
C1396778064_C2-130	C1396778064	131036903	1396778064	TEXAS HEALT	Tarrant	Y	C2 (ACIA Maternal Care)
C1396779948_C2-130	C1396779948	020908201	1396779948	TEXAS HEALT	Dallas	Y	C2 (ACIA Maternal Care)
C1407191984_C2-130	C1407191984	322879301	1407191984	BSA HOSPITA	Lubbock	Y	C2 (ACIA Maternal Care)
C1407364847_C2-130	C1407364847	388347201	1407364847	TYLER REGIO	MRSA Northe	Y	C2 (ACIA Maternal Care)
C1417465824_C2-130	C1417465824	387515501	1417465824	ATHENS HOS	MRSA Northe	Y	C2 (ACIA Maternal Care)
C1417471467_C2-130	C1417471467	385345901	1417471467	MEDICAL CIT	Tarrant	Y	C2 (ACIA Maternal Care)
C1417980202_C2-130	C1417980202	120726804	1417980202	TEXAS HEALT	Tarrant	Y	C2 (ACIA Maternal Care)
C1437102639_C2-130	C1437102639	112698903	1437102639	MEDICAL CIT	Dallas	Y	C2 (ACIA Maternal Care)
C1437171568_C2-130	C1437171568	127319504	1437171568	COVENANT C	Lubbock	Y	C2 (ACIA Maternal Care)
C1447250253_C2-130	C1447250253	139485012	1447250253	BAYLOR UNIV	Dallas	Y	C2 (ACIA Maternal Care)
C1447883301_C2-130	C1447883301	415580601	1447883301	CHRISTUS SA	Travis	Y	C2 (ACIA Maternal Care)
C1467442418_C2-130	C1467442418	137245009	1467442418	NORTHWEST	Lubbock	Y	C2 (ACIA Maternal Care)
C1477516466_C2-130	C1477516466	137249208	1477516466	BAYLOR SCO	MRSA Centra	Y	C2 (ACIA Maternal Care)
C1477643690_C2-130	C1477643690	139135109	1477643690	TEXAS CHILD	Harris	Y	C2 (ACIA Maternal Care)
C1497871628_C2-130	C1497871628	094219503	1497871628	HOUSTON M	Harris	Y	C2 (ACIA Maternal Care)
C1508810573_C2-130	C1508810573	020973601	1508810573	CORPUS CHR	Nueces	Y	C2 (ACIA Maternal Care)
C1528027786_C2-130	C1528027786	135032405	1528027786	METHODIST	Dallas	Y	C2 (ACIA Maternal Care)
C1528064649_C2-130	C1528064649	138644310	1528064649	HENDRICK M	MRSA West	Y	C2 (ACIA Maternal Care)
C1548232044_C2-130	C1548232044	162033801	1548232044	LAREDO MEC	Hidalgo	Y	C2 (ACIA Maternal Care)
C1548291883_C2-130	C1548291883	020982701	1548291883	TEXAS HEALT	Dallas	Y	C2 (ACIA Maternal Care)
C1578780870_C2-130	C1578780870	194106401	1578780870	ASCENSION S	Travis	Y	C2 (ACIA Maternal Care)
C1598744856_C2-130	C1598744856	159156201	1598744856	BAPTIST MEC	Bexar	Y	C2 (ACIA Maternal Care)
C1598750721_C2-130	C1598750721	131038504	1598750721	HUNT REGIO	Dallas	Y	C2 (ACIA Maternal Care)
C1619115383_C2-130	C1619115383	208013701	1619115383	ASCENSION S	Travis	Y	C2 (ACIA Maternal Care)
C1619924719_C2-130	C1619924719	112716902	1619924719	RIO GRANDE	Hidalgo	Y	C2 (ACIA Maternal Care)
C1629021845_C2-130	C1629021845	094216103	1629021845	NORTH AUST	Travis	Y	C2 (ACIA Maternal Care)
C1629089966_C2-130	C1629089966	094119702	1629089966	ADVENTHEAI	MRSA Centra	Y	C2 (ACIA Maternal Care)
C1629138029_C2-130	C1629138029	193399601	1629138029	TEXAS HEALT	Dallas	Y	C2 (ACIA Maternal Care)
C1649223645_C2-130	C1649223645	020957901	1649223645	ROUND ROCI	Travis	Y	C2 (ACIA Maternal Care)
C1659525236_C2-130	C1659525236	204254101	1659525236	METHODIST	Bexar	Y	C2 (ACIA Maternal Care)
C1669472387_C2-130	C1669472387	135036506	1669472387	BAYLOR SCO	Tarrant	Y	C2 (ACIA Maternal Care)
C1679528889_C2-130	C1679528889	112717702	1679528889	ST. DAVID'S S	Travis	Y	C2 (ACIA Maternal Care)
C1679557888_C2-130	C1679557888	138296208	1679557888	CHRISTUS SO	Jefferson	Y	C2 (ACIA Maternal Care)
C1679578439_C2-130	C1679578439	094108002	1679578439	MOTHER FR/	MRSA Northe	Y	C2 (ACIA Maternal Care)
C1689628984_C2-130	C1689628984	020943901	1689628984	MEDICAL CIT	Dallas	Y	C2 (ACIA Maternal Care)
C1689629941_C2-130	C1689629941	186221101	1689629941	METHODIST	Tarrant	Y	C2 (ACIA Maternal Care)
C1689641680_C2-130	C1689641680	121775403	1689641680	CHRISTUS SP	Nueces	Y	C2 (ACIA Maternal Care)
C1699726406_C2-130	C1699726406	127311205	1699726406	MEDICAL CIT	Dallas	Y	C2 (ACIA Maternal Care)
C1720033947_C2-130	C1720033947	094160103	1720033947	HEART HOSP	Travis	Y	C2 (ACIA Maternal Care)
C1720088123_C2-130	C1720088123	138411709	1720088123	GUADALUPE	Bexar	Y	C2 (ACIA Maternal Care)
C1740273994_C2-130	C1740273994	135235306	1740273994	MEDICAL CEI	MRSA West	Y	C2 (ACIA Maternal Care)
C1770514077_C2-130	C1770514077	094207002	1770514077	TEXAS HEALT	Dallas	Y	C2 (ACIA Maternal Care)
C1770536120_C2-130	C1770536120	094109802	1770536120	LAS PALMAS	El Paso	Y	C2 (ACIA Maternal Care)
C1770573586_C2-130	C1770573586	094113001	1770573586	SOUTH TEXA	Hidalgo	Y	C2 (ACIA Maternal Care)
C1790174860_C2-130	C1790174860	354018901	1790174860	PRIME HEALT	Dallas	Y	C2 (ACIA Maternal Care)
C1801826839_C2-130	C1801826839	388217701	1801826839	BAYLOR SCO	Dallas	Y	C2 (ACIA Maternal Care)

C1801852736_C2-130	C1801852736	112711003	1801852736	ODESSA REGI	MRSA West	Y	C2 (ACIA Maternal Care)
C1821004151_C2-130	C1821004151	020844903	1821004151	CHILDRENS H	Bexar	Y	C2 (ACIA Maternal Care)
C1821087164_C2-130	C1821087164	137999206	1821087164	UNIVERSITY I	Lubbock	Y	C2 (ACIA Maternal Care)
C1841562709_C2-130	C1841562709	312239201	1841562709	SETON MEDI	MRSA Centra	Y	C2 (ACIA Maternal Care)
C1851343909_C2-130	C1851343909	094118902	1851343909	DETAR HEAL	Nueces	Y	C2 (ACIA Maternal Care)
C1851390967_C2-130	C1851390967	194997601	1851390967	TEXOMA ME	MRSA Northe	Y	C2 (ACIA Maternal Care)
C1861467573_C2-130	C1861467573	163925401	1861467573	THE MEDICA	Jefferson	Y	C2 (ACIA Maternal Care)
C1861488579_C2-130	C1861488579	135035706	1861488579	KNAPP MEDI	Hidalgo	Y	C2 (ACIA Maternal Care)
C1871911016_C2-130	C1871911016	350857401	1871911016	MEDICAL CIT	Tarrant	Y	C2 (ACIA Maternal Care)
C1881688976_C2-130	C1881688976	154504801	1881688976	HARLINGEN I	Hidalgo	Y	C2 (ACIA Maternal Care)
C1891882833_C2-130	C1891882833	138962907	1891882833	BAYLOR SCO	MRSA Centra	Y	C2 (ACIA Maternal Care)
C1902047376_C2-130	C1902047376	217744601	1902047376	TEXAS HEALT	Tarrant	Y	C2 (ACIA Maternal Care)
C1902857766_C2-130	C1902857766	020979302	1902857766	MEDICAL CIT	Dallas	Y	C2 (ACIA Maternal Care)
C1912906298_C2-130	C1912906298	136491104	1912906298	TEXAS VISTA	Bexar	Y	C2 (ACIA Maternal Care)
C1932123247_C2-130	C1932123247	127295703	1932123247	PARKLAND H	Dallas	Y	C2 (ACIA Maternal Care)
C1942294939_C2-130	C1942294939	127267603	1942294939	ST JOSEPH R	MRSA Centra	Y	C2 (ACIA Maternal Care)
C1992700983_C2-130	C1992700983	121776205	1992700983	BAYLOR SCO	Dallas	Y	C2 (ACIA Maternal Care)
C1992707228_C2-130	C1992707228	137226005	1992707228	SHANNON M	MRSA West	Y	C2 (ACIA Maternal Care)
C1992753222_C2-130	C1992753222	126675104	1992753222	JPS HEALTH I	Tarrant	Y	C2 (ACIA Maternal Care)
C1003344334_C2-132	C1003344334	380473401	1003344334	THE HOSPITA	El Paso	Y	C2 (ACIA Hospital Safety)
C1003883158_C2-132	C1003883158	020967802	1003883158	TEXAS HEALT	Tarrant	Y	C2 (ACIA Hospital Safety)
C1023013448_C2-132	C1023013448	135237906	1023013448	UNITED REGI	MRSA West	Y	C2 (ACIA Hospital Safety)
C1033120423_C2-132	C1033120423	314080801	1033120423	TEXAS HEALT	Tarrant	Y	C2 (ACIA Hospital Safety)
C1033165501_C2-132	C1033165501	209345201	1033165501	METHODIST	Dallas	Y	C2 (ACIA Hospital Safety)
C1043267701_C2-132	C1043267701	020947001	1043267701	VALLEY REGI	Hidalgo	Y	C2 (ACIA Hospital Safety)
C1053317362_C2-132	C1053317362	160709501	1053317362	DOCTORS HC	Hidalgo	Y	C2 (ACIA Hospital Safety)
C1073043592_C2-132	C1073043592	378943001	1073043592	HCA HOUSTC	Harris	Y	C2 (ACIA Hospital Safety)
C1083112023_C2-132	C1083112023	391575301	1083112023	PIPELINE EAS	Dallas	Y	C2 (ACIA Hospital Safety)
C1093708679_C2-132	C1093708679	111829102	1093708679	ASCENSION F	MRSA Centra	Y	C2 (ACIA Hospital Safety)
C1093744187_C2-132	C1093744187	094148602	1093744187	MEMORIAL H	Jefferson	Y	C2 (ACIA Hospital Safety)
C1093810327_C2-132	C1093810327	137265806	1093810327	DELL SETON	Travis	Y	C2 (ACIA Hospital Safety)
C1104845015_C2-132	C1104845015	136326908	1104845015	TEXAS HEALT	Tarrant	Y	C2 (ACIA Hospital Safety)
C1114903523_C2-132	C1114903523	207311601	1114903523	BRIM HEALT	MRSA Northe	Y	C2 (ACIA Hospital Safety)
C1124052162_C2-132	C1124052162	137907508	1124052162	COUNTY OF \	Nueces	Y	C2 (ACIA Hospital Safety)
C1124074273_C2-132	C1124074273	094154402	1124074273	METHODIST	Bexar	Y	C2 (ACIA Hospital Safety)
C1124092036_C2-132	C1124092036	112667403	1124092036	CHRISTUS GC	MRSA Northe	Y	C2 (ACIA Hospital Safety)
C1124137054_C2-132	C1124137054	158980601	1124137054	ASCENSION S	Travis	Y	C2 (ACIA Hospital Safety)
C1124305065_C2-132	C1124305065	314161601	1124305065	BAYLOR SCO	Dallas	Y	C2 (ACIA Hospital Safety)
C1134172406_C2-132	C1134172406	020950401	1134172406	MEDICAL CIT	Tarrant	Y	C2 (ACIA Hospital Safety)
C1154612638_C2-132	C1154612638	286326801	1154612638	ASCENSION S	Travis	Y	C2 (ACIA Hospital Safety)
C1154618742_C2-132	C1154618742	292096901	1154618742	VALLEY BAPT	Hidalgo	Y	C2 (ACIA Hospital Safety)
C1164526786_C2-132	C1164526786	135225404	1164526786	ASCENSION S	Travis	Y	C2 (ACIA Hospital Safety)
C1174533343_C2-132	C1174533343	130614405	1174533343	TEXAS HEALT	Tarrant	Y	C2 (ACIA Hospital Safety)
C1184622847_C2-132	C1184622847	127300503	1184622847	CHI ST. LUKE	Harris	Y	C2 (ACIA Hospital Safety)
C1184911877_C2-132	C1184911877	294543801	1184911877	VALLEY BAPT	Hidalgo	Y	C2 (ACIA Hospital Safety)
C1194787218_C2-132	C1194787218	020844901	1194787218	CHRISTUS SA	Bexar	Y	C2 (ACIA Hospital Safety)
C1205018439_C2-132	C1205018439	020966001	1205018439	BAYLOR SCO	Dallas	Y	C2 (ACIA Hospital Safety)
C1205833985_C2-132	C1205833985	112679902	1205833985	MISSION REC	Hidalgo	Y	C2 (ACIA Hospital Safety)
C1215296884_C2-132	C1215296884	316296801	1215296884	TEXAS HEALT	Tarrant	Y	C2 (ACIA Hospital Safety)
C1215969787_C2-132	C1215969787	133245406	1215969787	THE HOSPITA	El Paso	Y	C2 (ACIA Hospital Safety)
C1225289499_C2-132	C1225289499	281514401	1225289499	GRACE SURG	Lubbock	Y	C2 (ACIA Hospital Safety)
C1255325817_C2-132	C1255325817	136143806	1255325817	MIDLAND MI	MRSA West	Y	C2 (ACIA Hospital Safety)
C1255384533_C2-132	C1255384533	094192402	1255384533	MEDICAL CIT	Tarrant	Y	C2 (ACIA Hospital Safety)
C1265430177_C2-132	C1265430177	135223905	1265430177	BAYLOR SCO	Dallas	Y	C2 (ACIA Hospital Safety)
C1265568638_C2-132	C1265568638	190123303	1265568638	BAYLOR SCO	Travis	Y	C2 (ACIA Hospital Safety)
C1265772362_C2-132	C1265772362	326725404	1265772362	BAYLOR SCO	MRSA Centra	Y	C2 (ACIA Hospital Safety)
C1275592131_C2-132	C1275592131	126679303	1275592131	METHODIST	Dallas	Y	C2 (ACIA Hospital Safety)

C1285798918_C2-132	C1285798918	175287501	1285798918	UT SOUTHW	Dallas	Y	C2 (ACIA Hospital Safety)
C1295736734_C2-132	C1295736734	020976902	1295736734	CHRISTUS ST	MRSA North	Y	C2 (ACIA Hospital Safety)
C1295843787_C2-132	C1295843787	192751901	1295843787	MEMORIAL H	Harris	Y	C2 (ACIA Hospital Safety)
C1306897277_C2-132	C1306897277	111905902	1306897277	MEDICAL CIT	Tarrant	Y	C2 (ACIA Hospital Safety)
C1316933609_C2-132	C1316933609	174662001	1316933609	TEXAS HEALT	Dallas	Y	C2 (ACIA Hospital Safety)
C1316936990_C2-132	C1316936990	138951211	1316936990	UNIVERSITY I	El Paso	Y	C2 (ACIA Hospital Safety)
C1336172105_C2-132	C1336172105	112677302	1336172105	TEXAS HEALT	Tarrant	Y	C2 (ACIA Hospital Safety)
C1346729159_C2-132	C1346729159	395486901	1346729159	BAYLOR SCO	Travis	Y	C2 (ACIA Hospital Safety)
C1396731105_C2-132	C1396731105	094186602	1396731105	DOCTORS HC	Hidalgo	Y	C2 (ACIA Hospital Safety)
C1396778064_C2-132	C1396778064	131036903	1396778064	TEXAS HEALT	Tarrant	Y	C2 (ACIA Hospital Safety)
C1396779948_C2-132	C1396779948	020908201	1396779948	TEXAS HEALT	Dallas	Y	C2 (ACIA Hospital Safety)
C1407169196_C2-132	C1407169196	282322101	1407169196	TEXAS HEALT	Tarrant	Y	C2 (ACIA Hospital Safety)
C1407191984_C2-132	C1407191984	322879301	1407191984	BSA HOSPITA	Lubbock	Y	C2 (ACIA Hospital Safety)
C1407364847_C2-132	C1407364847	388347201	1407364847	TYLER REGIO	MRSA North	Y	C2 (ACIA Hospital Safety)
C1407990088_C2-132	C1407990088	281219001	1407990088	ST. LUKE'S P	Harris	Y	C2 (ACIA Hospital Safety)
C1417465824_C2-132	C1417465824	387515501	1417465824	ATHENS HOS	MRSA North	Y	C2 (ACIA Hospital Safety)
C1417471467_C2-132	C1417471467	385345901	1417471467	MEDICAL CIT	Tarrant	Y	C2 (ACIA Hospital Safety)
C1417980202_C2-132	C1417980202	120726804	1417980202	TEXAS HEALT	Tarrant	Y	C2 (ACIA Hospital Safety)
C1427472463_C2-132	C1427472463	343723801	1427472463	RESOLUTE HI	Bexar	Y	C2 (ACIA Hospital Safety)
C1437102639_C2-132	C1437102639	112698903	1437102639	MEDICAL CIT	Dallas	Y	C2 (ACIA Hospital Safety)
C1447250253_C2-132	C1447250253	139485012	1447250253	BAYLOR UNIV	Dallas	Y	C2 (ACIA Hospital Safety)
C1447883301_C2-132	C1447883301	415580601	1447883301	CHRISTUS SA	Travis	Y	C2 (ACIA Hospital Safety)
C1457382798_C2-132	C1457382798	094140302	1457382798	TEXAS HEALT	Dallas	Y	C2 (ACIA Hospital Safety)
C1467442418_C2-132	C1467442418	137245009	1467442418	NORTHWEST	Lubbock	Y	C2 (ACIA Hospital Safety)
C1467453902_C2-132	C1467453902	094353202	1467453902	CHRISTUS ST	MRSA North	Y	C2 (ACIA Hospital Safety)
C1477516466_C2-132	C1477516466	137249208	1477516466	BAYLOR SCO	MRSA Centra	Y	C2 (ACIA Hospital Safety)
C1497871628_C2-132	C1497871628	094219503	1497871628	HOUSTON M	Harris	Y	C2 (ACIA Hospital Safety)
C1508810573_C2-132	C1508810573	020973601	1508810573	CORPUS CHR	Nueces	Y	C2 (ACIA Hospital Safety)
C1508899204_C2-132	C1508899204	127304703	1508899204	TEXAS HEALT	Tarrant	Y	C2 (ACIA Hospital Safety)
C1518911833_C2-132	C1518911833	094105602	1518911833	MEDICAL CIT	Tarrant	Y	C2 (ACIA Hospital Safety)
C1528027786_C2-132	C1528027786	135032405	1528027786	METHODIST	Dallas	Y	C2 (ACIA Hospital Safety)
C1528064649_C2-132	C1528064649	138644310	1528064649	HENDRICK M	MRSA West	Y	C2 (ACIA Hospital Safety)
C1538522412_C2-132	C1538522412	369162801	1538522412	THE HOSPITA	El Paso	Y	C2 (ACIA Hospital Safety)
C1548232044_C2-132	C1548232044	162033801	1548232044	LAREDO MEC	Hidalgo	Y	C2 (ACIA Hospital Safety)
C1548291883_C2-132	C1548291883	020982701	1548291883	TEXAS HEALT	Dallas	Y	C2 (ACIA Hospital Safety)
C1578780870_C2-132	C1578780870	194106401	1578780870	ASCENSION S	Travis	Y	C2 (ACIA Hospital Safety)
C1598744856_C2-132	C1598744856	159156201	1598744856	BAPTIST MEC	Bexar	Y	C2 (ACIA Hospital Safety)
C1598750721_C2-132	C1598750721	131038504	1598750721	HUNT REGIO	Dallas	Y	C2 (ACIA Hospital Safety)
C1609855139_C2-132	C1609855139	151691601	1609855139	BAYLOR SCO	Dallas	Y	C2 (ACIA Hospital Safety)
C1619115383_C2-132	C1619115383	208013701	1619115383	ASCENSION S	Travis	Y	C2 (ACIA Hospital Safety)
C1619924719_C2-132	C1619924719	112716902	1619924719	RIO GRANDE	Hidalgo	Y	C2 (ACIA Hospital Safety)
C1629021845_C2-132	C1629021845	094216103	1629021845	NORTH AUST	Travis	Y	C2 (ACIA Hospital Safety)
C1629064928_C2-132	C1629064928	171461001	1629064928	TEXAS HEALT	Tarrant	Y	C2 (ACIA Hospital Safety)
C1629089966_C2-132	C1629089966	094119702	1629089966	ADVENTHEAI	MRSA Centra	Y	C2 (ACIA Hospital Safety)
C1629138029_C2-132	C1629138029	193399601	1629138029	TEXAS HEALT	Dallas	Y	C2 (ACIA Hospital Safety)
C1649223645_C2-132	C1649223645	020957901	1649223645	ROUND ROCI	Travis	Y	C2 (ACIA Hospital Safety)
C1649243353_C2-132	C1649243353	021175701	1649243353	ENCOMPASS	MRSA North	Y	C2 (ACIA Hospital Safety)
C1649273434_C2-132	C1649273434	171848805	1649273434	BAYLOR SCO	Dallas	Y	C2 (ACIA Hospital Safety)
C1659323772_C2-132	C1659323772	094193202	1659323772	MEDICAL CIT	Tarrant	Y	C2 (ACIA Hospital Safety)
C1659352987_C2-132	C1659352987	162965101	1659352987	USMD HOSPI	Tarrant	Y	C2 (ACIA Hospital Safety)
C1659525236_C2-132	C1659525236	204254101	1659525236	METHODIST	Bexar	Y	C2 (ACIA Hospital Safety)
C1669472387_C2-132	C1669472387	135036506	1669472387	BAYLOR SCO	Tarrant	Y	C2 (ACIA Hospital Safety)
C1669752234_C2-132	C1669752234	309798201	1669752234	BAPTIST NEI	Bexar	Y	C2 (ACIA Hospital Safety)
C1679528889_C2-132	C1679528889	112717702	1679528889	ST. DAVID'S S	Travis	Y	C2 (ACIA Hospital Safety)
C1679557888_C2-132	C1679557888	138296208	1679557888	CHRISTUS SO	Jefferson	Y	C2 (ACIA Hospital Safety)
C1679578439_C2-132	C1679578439	094108002	1679578439	MOTHER FR	MRSA North	Y	C2 (ACIA Hospital Safety)
C1679903967_C2-132	C1679903967	348928801	1679903967	BAYLOR SCO	Tarrant	Y	C2 (ACIA Hospital Safety)

C1689628984_C2-132	C1689628984	020943901	1689628984	MEDICAL CIT	Dallas	Y	C2 (ACIA Hospital Safety)
C1689629941_C2-132	C1689629941	186221101	1689629941	METHODIST	Tarrant	Y	C2 (ACIA Hospital Safety)
C1689641680_C2-132	C1689641680	121775403	1689641680	CHRISTUS SP	Nueces	Y	C2 (ACIA Hospital Safety)
C1699726406_C2-132	C1699726406	127311205	1699726406	MEDICAL CIT	Dallas	Y	C2 (ACIA Hospital Safety)
C1700801909_C2-132	C1700801909	130601104	1700801909	THE HOSPITA	El Paso	Y	C2 (ACIA Hospital Safety)
C1700805678_C2-132	C1700805678	121822403	1700805678	ENNIS REGIO	Dallas	Y	C2 (ACIA Hospital Safety)
C1720033947_C2-132	C1720033947	094160103	1720033947	HEART HOSP	Travis	Y	C2 (ACIA Hospital Safety)
C1720088123_C2-132	C1720088123	138411709	1720088123	GUADALUPE	Bexar	Y	C2 (ACIA Hospital Safety)
C1740273994_C2-132	C1740273994	135235306	1740273994	MEDICAL CEI	MRSA West	Y	C2 (ACIA Hospital Safety)
C1750499273_C2-132	C1750499273	158977201	1750499273	ASCENSION S	Travis	Y	C2 (ACIA Hospital Safety)
C1770514077_C2-132	C1770514077	094207002	1770514077	TEXAS HEALT	Dallas	Y	C2 (ACIA Hospital Safety)
C1770536120_C2-132	C1770536120	094109802	1770536120	LAS PALMAS	El Paso	Y	C2 (ACIA Hospital Safety)
C1770573586_C2-132	C1770573586	094113001	1770573586	SOUTH TEXA	Hidalgo	Y	C2 (ACIA Hospital Safety)
C1790174860_C2-132	C1790174860	354018901	1790174860	PRIME HEALT	Dallas	Y	C2 (ACIA Hospital Safety)
C1801826839_C2-132	C1801826839	388217701	1801826839	BAYLOR SCO	Dallas	Y	C2 (ACIA Hospital Safety)
C1801852736_C2-132	C1801852736	112711003	1801852736	ODESSA REGI	MRSA West	Y	C2 (ACIA Hospital Safety)
C1821087164_C2-132	C1821087164	137999206	1821087164	UNIVERSITY I	Lubbock	Y	C2 (ACIA Hospital Safety)
C1841562709_C2-132	C1841562709	312239201	1841562709	SETON MEDI	MRSA Centra	Y	C2 (ACIA Hospital Safety)
C1851343909_C2-132	C1851343909	094118902	1851343909	DETAR HEAL	Nueces	Y	C2 (ACIA Hospital Safety)
C1851390967_C2-132	C1851390967	194997601	1851390967	TEXOMA ME	MRSA Northe	Y	C2 (ACIA Hospital Safety)
C1861467573_C2-132	C1861467573	163925401	1861467573	THE MEDICA	Jefferson	Y	C2 (ACIA Hospital Safety)
C1861488579_C2-132	C1861488579	135035706	1861488579	KNAPP MEDI	Hidalgo	Y	C2 (ACIA Hospital Safety)
C1861690364_C2-132	C1861690364	219336901	1861690364	DALLAS MED	Dallas	Y	C2 (ACIA Hospital Safety)
C1871911016_C2-132	C1871911016	350857401	1871911016	MEDICAL CIT	Tarrant	Y	C2 (ACIA Hospital Safety)
C1881688976_C2-132	C1881688976	154504801	1881688976	HARLINGEN I	Hidalgo	Y	C2 (ACIA Hospital Safety)
C1891882833_C2-132	C1891882833	138962907	1891882833	BAYLOR SCO	MRSA Centra	Y	C2 (ACIA Hospital Safety)
C1902047376_C2-132	C1902047376	217744601	1902047376	TEXAS HEALT	Tarrant	Y	C2 (ACIA Hospital Safety)
C1902857766_C2-132	C1902857766	020979302	1902857766	MEDICAL CIT	Dallas	Y	C2 (ACIA Hospital Safety)
C1912906298_C2-132	C1912906298	136491104	1912906298	TEXAS VISTA	Bexar	Y	C2 (ACIA Hospital Safety)
C1912948845_C2-132	C1912948845	165305701	1912948845	PHYSICIANS S	Lubbock	Y	C2 (ACIA Hospital Safety)
C1932123247_C2-132	C1932123247	127295703	1932123247	PARKLAND H	Dallas	Y	C2 (ACIA Hospital Safety)
C1942294939_C2-132	C1942294939	127267603	1942294939	ST JOSEPH RI	MRSA Centra	Y	C2 (ACIA Hospital Safety)
C1962504340_C2-132	C1962504340	185556101	1962504340	BAYLOR SCO	Dallas	Y	C2 (ACIA Hospital Safety)
C1972517365_C2-132	C1972517365	408600101	1972517365	COVENANT N	Lubbock	Y	C2 (ACIA Hospital Safety)
C1972709970_C2-132	C1972709970	196829901	1972709970	THE HOSPITA	El Paso	Y	C2 (ACIA Hospital Safety)
C1992700983_C2-132	C1992700983	121776205	1992700983	BAYLOR SCO	Dallas	Y	C2 (ACIA Hospital Safety)
C1992707228_C2-132	C1992707228	137226005	1992707228	SHANNON M	MRSA West	Y	C2 (ACIA Hospital Safety)
C1992753222_C2-132	C1992753222	126675104	1992753222	JPS HEALTH I	Tarrant	Y	C2 (ACIA Hospital Safety)
C1003344334_C2-133	C1003344334	380473401	1003344334	THE HOSPITA	El Paso	Y	C2 (ACIA Hospital Safety)
C1003883158_C2-133	C1003883158	020967802	1003883158	TEXAS HEALT	Tarrant	Y	C2 (ACIA Hospital Safety)
C1023013448_C2-133	C1023013448	135237906	1023013448	UNITED REGI	MRSA West	Y	C2 (ACIA Hospital Safety)
C1033120423_C2-133	C1033120423	314080801	1033120423	TEXAS HEALT	Tarrant	Y	C2 (ACIA Hospital Safety)
C1033165501_C2-133	C1033165501	209345201	1033165501	METHODIST	Dallas	Y	C2 (ACIA Hospital Safety)
C1043267701_C2-133	C1043267701	020947001	1043267701	VALLEY REGI	Hidalgo	Y	C2 (ACIA Hospital Safety)
C1053317362_C2-133	C1053317362	160709501	1053317362	DOCTORS HC	Hidalgo	Y	C2 (ACIA Hospital Safety)
C1073043592_C2-133	C1073043592	378943001	1073043592	HCA HOUSTC	Harris	Y	C2 (ACIA Hospital Safety)
C1083112023_C2-133	C1083112023	391575301	1083112023	PIPELINE EAS	Dallas	Y	C2 (ACIA Hospital Safety)
C1093708679_C2-133	C1093708679	111829102	1093708679	ASCENSION F	MRSA Centra	Y	C2 (ACIA Hospital Safety)
C1093744187_C2-133	C1093744187	094148602	1093744187	MEMORIAL H	Jefferson	Y	C2 (ACIA Hospital Safety)
C1093810327_C2-133	C1093810327	137265806	1093810327	DELL SETON	Travis	Y	C2 (ACIA Hospital Safety)
C1104845015_C2-133	C1104845015	136326908	1104845015	TEXAS HEALT	Tarrant	Y	C2 (ACIA Hospital Safety)
C1114903523_C2-133	C1114903523	207311601	1114903523	BRIM HEALTH	MRSA Northe	Y	C2 (ACIA Hospital Safety)
C1124052162_C2-133	C1124052162	137907508	1124052162	COUNTY OF \	Nueces	Y	C2 (ACIA Hospital Safety)
C1124074273_C2-133	C1124074273	094154402	1124074273	METHODIST	Bexar	Y	C2 (ACIA Hospital Safety)
C1124092036_C2-133	C1124092036	112667403	1124092036	CHRISTUS GC	MRSA Northe	Y	C2 (ACIA Hospital Safety)
C1124137054_C2-133	C1124137054	158980601	1124137054	ASCENSION S	Travis	Y	C2 (ACIA Hospital Safety)
C1124305065_C2-133	C1124305065	314161601	1124305065	BAYLOR SCO	Dallas	Y	C2 (ACIA Hospital Safety)

C1134172406_C2-133	C1134172406	020950401	1134172406	MEDICAL CIT	Tarrant	Y	C2 (ACIA Hospital Safety)
C1154612638_C2-133	C1154612638	286326801	1154612638	ASCENSION S	Travis	Y	C2 (ACIA Hospital Safety)
C1154618742_C2-133	C1154618742	292096901	1154618742	VALLEY BAPT	Hidalgo	Y	C2 (ACIA Hospital Safety)
C1164526786_C2-133	C1164526786	135225404	1164526786	ASCENSION S	Travis	Y	C2 (ACIA Hospital Safety)
C1174533343_C2-133	C1174533343	130614405	1174533343	TEXAS HEALT	Tarrant	Y	C2 (ACIA Hospital Safety)
C1184622847_C2-133	C1184622847	127300503	1184622847	CHI ST. LUKE	Harris	Y	C2 (ACIA Hospital Safety)
C1184911877_C2-133	C1184911877	294543801	1184911877	VALLEY BAPT	Hidalgo	Y	C2 (ACIA Hospital Safety)
C1194787218_C2-133	C1194787218	020844901	1194787218	CHRISTUS SA	Bexar	Y	C2 (ACIA Hospital Safety)
C1205018439_C2-133	C1205018439	020966001	1205018439	BAYLOR SCO	Dallas	Y	C2 (ACIA Hospital Safety)
C1205833985_C2-133	C1205833985	112679902	1205833985	MISSION REC	Hidalgo	Y	C2 (ACIA Hospital Safety)
C1215296884_C2-133	C1215296884	316296801	1215296884	TEXAS HEALT	Tarrant	Y	C2 (ACIA Hospital Safety)
C1215969787_C2-133	C1215969787	133245406	1215969787	THE HOSPITA	El Paso	Y	C2 (ACIA Hospital Safety)
C1225289499_C2-133	C1225289499	281514401	1225289499	GRACE SURG	Lubbock	Y	C2 (ACIA Hospital Safety)
C1255325817_C2-133	C1255325817	136143806	1255325817	MIDLAND MI	MRSA West	Y	C2 (ACIA Hospital Safety)
C1255384533_C2-133	C1255384533	094192402	1255384533	MEDICAL CIT	Tarrant	Y	C2 (ACIA Hospital Safety)
C1265430177_C2-133	C1265430177	135223905	1265430177	BAYLOR SCO	Dallas	Y	C2 (ACIA Hospital Safety)
C1265568638_C2-133	C1265568638	190123303	1265568638	BAYLOR SCO	Travis	Y	C2 (ACIA Hospital Safety)
C1265772362_C2-133	C1265772362	326725404	1265772362	BAYLOR SCO	MRSA Centra	Y	C2 (ACIA Hospital Safety)
C1275592131_C2-133	C1275592131	126679303	1275592131	METHODIST	Dallas	Y	C2 (ACIA Hospital Safety)
C1285798918_C2-133	C1285798918	175287501	1285798918	UT SOUTHW	Dallas	Y	C2 (ACIA Hospital Safety)
C1295736734_C2-133	C1295736734	020976902	1295736734	CHRISTUS ST	MRSA Northe	Y	C2 (ACIA Hospital Safety)
C1295843787_C2-133	C1295843787	192751901	1295843787	MEMORIAL H	Harris	Y	C2 (ACIA Hospital Safety)
C1306897277_C2-133	C1306897277	111905902	1306897277	MEDICAL CIT	Tarrant	Y	C2 (ACIA Hospital Safety)
C1316933609_C2-133	C1316933609	174662001	1316933609	TEXAS HEALT	Dallas	Y	C2 (ACIA Hospital Safety)
C1316936990_C2-133	C1316936990	138951211	1316936990	UNIVERSITY I	El Paso	Y	C2 (ACIA Hospital Safety)
C1336172105_C2-133	C1336172105	112677302	1336172105	TEXAS HEALT	Tarrant	Y	C2 (ACIA Hospital Safety)
C1346729159_C2-133	C1346729159	395486901	1346729159	BAYLOR SCO	Travis	Y	C2 (ACIA Hospital Safety)
C1396731105_C2-133	C1396731105	094186602	1396731105	DOCTORS HC	Hidalgo	Y	C2 (ACIA Hospital Safety)
C1396778064_C2-133	C1396778064	131036903	1396778064	TEXAS HEALT	Tarrant	Y	C2 (ACIA Hospital Safety)
C1396779948_C2-133	C1396779948	020908201	1396779948	TEXAS HEALT	Dallas	Y	C2 (ACIA Hospital Safety)
C1407169196_C2-133	C1407169196	282322101	1407169196	TEXAS HEALT	Tarrant	Y	C2 (ACIA Hospital Safety)
C1407191984_C2-133	C1407191984	322879301	1407191984	BSA HOSPITA	Lubbock	Y	C2 (ACIA Hospital Safety)
C1407364847_C2-133	C1407364847	388347201	1407364847	TYLER REGIO	MRSA Northe	Y	C2 (ACIA Hospital Safety)
C1407990088_C2-133	C1407990088	281219001	1407990088	ST. LUKE'S P	Harris	Y	C2 (ACIA Hospital Safety)
C1417465824_C2-133	C1417465824	387515501	1417465824	ATHENS HOS	MRSA Northe	Y	C2 (ACIA Hospital Safety)
C1417471467_C2-133	C1417471467	385345901	1417471467	MEDICAL CIT	Tarrant	Y	C2 (ACIA Hospital Safety)
C1417980202_C2-133	C1417980202	120726804	1417980202	TEXAS HEALT	Tarrant	Y	C2 (ACIA Hospital Safety)
C1427472463_C2-133	C1427472463	343723801	1427472463	RESOLUTE HI	Bexar	Y	C2 (ACIA Hospital Safety)
C1437102639_C2-133	C1437102639	112698903	1437102639	MEDICAL CIT	Dallas	Y	C2 (ACIA Hospital Safety)
C1447250253_C2-133	C1447250253	139485012	1447250253	BAYLOR UNIV	Dallas	Y	C2 (ACIA Hospital Safety)
C1447883301_C2-133	C1447883301	415580601	1447883301	CHRISTUS SA	Travis	Y	C2 (ACIA Hospital Safety)
C1457382798_C2-133	C1457382798	094140302	1457382798	TEXAS HEALT	Dallas	Y	C2 (ACIA Hospital Safety)
C1467442418_C2-133	C1467442418	137245009	1467442418	NORTHWEST	Lubbock	Y	C2 (ACIA Hospital Safety)
C1467453902_C2-133	C1467453902	094353202	1467453902	CHRISTUS ST	MRSA Northe	Y	C2 (ACIA Hospital Safety)
C1477516466_C2-133	C1477516466	137249208	1477516466	BAYLOR SCO	MRSA Centra	Y	C2 (ACIA Hospital Safety)
C1497871628_C2-133	C1497871628	094219503	1497871628	HOUSTON M	Harris	Y	C2 (ACIA Hospital Safety)
C1508810573_C2-133	C1508810573	020973601	1508810573	CORPUS CHR	Nueces	Y	C2 (ACIA Hospital Safety)
C1508899204_C2-133	C1508899204	127304703	1508899204	TEXAS HEALT	Tarrant	Y	C2 (ACIA Hospital Safety)
C1518911833_C2-133	C1518911833	094105602	1518911833	MEDICAL CIT	Tarrant	Y	C2 (ACIA Hospital Safety)
C1528027786_C2-133	C1528027786	135032405	1528027786	METHODIST	Dallas	Y	C2 (ACIA Hospital Safety)
C1528064649_C2-133	C1528064649	138644310	1528064649	HENDRICK M	MRSA West	Y	C2 (ACIA Hospital Safety)
C1538522412_C2-133	C1538522412	369162801	1538522412	THE HOSPITA	El Paso	Y	C2 (ACIA Hospital Safety)
C1548232044_C2-133	C1548232044	162033801	1548232044	LAREDO MEC	Hidalgo	Y	C2 (ACIA Hospital Safety)
C1548291883_C2-133	C1548291883	020982701	1548291883	TEXAS HEALT	Dallas	Y	C2 (ACIA Hospital Safety)
C1578780870_C2-133	C1578780870	194106401	1578780870	ASCENSION S	Travis	Y	C2 (ACIA Hospital Safety)
C1598744856_C2-133	C1598744856	159156201	1598744856	BAPTIST MEC	Bexar	Y	C2 (ACIA Hospital Safety)
C1598750721_C2-133	C1598750721	131038504	1598750721	HUNT REGIO	Dallas	Y	C2 (ACIA Hospital Safety)

C1609855139_C2-133	C1609855139	151691601	1609855139	BAYLOR SCO	Dallas	Y	C2 (ACIA Hospital Safety)
C1619115383_C2-133	C1619115383	208013701	1619115383	ASCENSION S	Travis	Y	C2 (ACIA Hospital Safety)
C1619924719_C2-133	C1619924719	112716902	1619924719	RIO GRANDE	Hidalgo	Y	C2 (ACIA Hospital Safety)
C1629021845_C2-133	C1629021845	094216103	1629021845	NORTH AUST	Travis	Y	C2 (ACIA Hospital Safety)
C1629064928_C2-133	C1629064928	171461001	1629064928	TEXAS HEALT	Tarrant	Y	C2 (ACIA Hospital Safety)
C1629089966_C2-133	C1629089966	094119702	1629089966	ADVENTHEAI	MRSA Centra	Y	C2 (ACIA Hospital Safety)
C1629138029_C2-133	C1629138029	193399601	1629138029	TEXAS HEALT	Dallas	Y	C2 (ACIA Hospital Safety)
C1649223645_C2-133	C1649223645	020957901	1649223645	ROUND ROCI	Travis	Y	C2 (ACIA Hospital Safety)
C1649243353_C2-133	C1649243353	021175701	1649243353	ENCOMPASS	MRSA Northe	Y	C2 (ACIA Hospital Safety)
C1649273434_C2-133	C1649273434	171848805	1649273434	BAYLOR SCO	Dallas	Y	C2 (ACIA Hospital Safety)
C1659323772_C2-133	C1659323772	094193202	1659323772	MEDICAL CIT	Tarrant	Y	C2 (ACIA Hospital Safety)
C1659352987_C2-133	C1659352987	162965101	1659352987	USMD HOSPI	Tarrant	Y	C2 (ACIA Hospital Safety)
C1659525236_C2-133	C1659525236	204254101	1659525236	METHODIST	Bexar	Y	C2 (ACIA Hospital Safety)
C1669472387_C2-133	C1669472387	135036506	1669472387	BAYLOR SCO	Tarrant	Y	C2 (ACIA Hospital Safety)
C1669752234_C2-133	C1669752234	309798201	1669752234	BAPTIST NEIC	Bexar	Y	C2 (ACIA Hospital Safety)
C1679528889_C2-133	C1679528889	112717702	1679528889	ST. DAVID'S S	Travis	Y	C2 (ACIA Hospital Safety)
C1679557888_C2-133	C1679557888	138296208	1679557888	CHRISTUS SO	Jefferson	Y	C2 (ACIA Hospital Safety)
C1679578439_C2-133	C1679578439	094108002	1679578439	MOTHER FRA	MRSA Northe	Y	C2 (ACIA Hospital Safety)
C1679903967_C2-133	C1679903967	348928801	1679903967	BAYLOR SCO	Tarrant	Y	C2 (ACIA Hospital Safety)
C1689628984_C2-133	C1689628984	020943901	1689628984	MEDICAL CIT	Dallas	Y	C2 (ACIA Hospital Safety)
C1689629941_C2-133	C1689629941	186221101	1689629941	METHODIST	Tarrant	Y	C2 (ACIA Hospital Safety)
C1689641680_C2-133	C1689641680	121775403	1689641680	CHRISTUS SP	Nueces	Y	C2 (ACIA Hospital Safety)
C1699726406_C2-133	C1699726406	127311205	1699726406	MEDICAL CIT	Dallas	Y	C2 (ACIA Hospital Safety)
C1700801909_C2-133	C1700801909	130601104	1700801909	THE HOSPITA	El Paso	Y	C2 (ACIA Hospital Safety)
C1700805678_C2-133	C1700805678	121822403	1700805678	ENNIS REGIO	Dallas	Y	C2 (ACIA Hospital Safety)
C1720033947_C2-133	C1720033947	094160103	1720033947	HEART HOSP	Travis	Y	C2 (ACIA Hospital Safety)
C1720088123_C2-133	C1720088123	138411709	1720088123	GUADALUPE	Bexar	Y	C2 (ACIA Hospital Safety)
C1740273994_C2-133	C1740273994	135235306	1740273994	MEDICAL CEI	MRSA West	Y	C2 (ACIA Hospital Safety)
C1750499273_C2-133	C1750499273	158977201	1750499273	ASCENSION S	Travis	Y	C2 (ACIA Hospital Safety)
C1770514077_C2-133	C1770514077	094207002	1770514077	TEXAS HEALT	Dallas	Y	C2 (ACIA Hospital Safety)
C1770536120_C2-133	C1770536120	094109802	1770536120	LAS PALMAS	El Paso	Y	C2 (ACIA Hospital Safety)
C1770573586_C2-133	C1770573586	094113001	1770573586	SOUTH TEXA	Hidalgo	Y	C2 (ACIA Hospital Safety)
C1790174860_C2-133	C1790174860	354018901	1790174860	PRIME HEALT	Dallas	Y	C2 (ACIA Hospital Safety)
C1801826839_C2-133	C1801826839	388217701	1801826839	BAYLOR SCO	Dallas	Y	C2 (ACIA Hospital Safety)
C1801852736_C2-133	C1801852736	112711003	1801852736	ODESSA REG	MRSA West	Y	C2 (ACIA Hospital Safety)
C1821087164_C2-133	C1821087164	137999206	1821087164	UNIVERSITY I	Lubbock	Y	C2 (ACIA Hospital Safety)
C1841562709_C2-133	C1841562709	312239201	1841562709	SETON MEDI	MRSA Centra	Y	C2 (ACIA Hospital Safety)
C1851343909_C2-133	C1851343909	094118902	1851343909	DETAR HEALT	Nueces	Y	C2 (ACIA Hospital Safety)
C1851390967_C2-133	C1851390967	194997601	1851390967	TEXOMA ME	MRSA Northe	Y	C2 (ACIA Hospital Safety)
C1861467573_C2-133	C1861467573	163925401	1861467573	THE MEDICA	Jefferson	Y	C2 (ACIA Hospital Safety)
C1861488579_C2-133	C1861488579	135035706	1861488579	KNAPP MEDI	Hidalgo	Y	C2 (ACIA Hospital Safety)
C1861690364_C2-133	C1861690364	219336901	1861690364	DALLAS MED	Dallas	Y	C2 (ACIA Hospital Safety)
C1871911016_C2-133	C1871911016	350857401	1871911016	MEDICAL CIT	Tarrant	Y	C2 (ACIA Hospital Safety)
C1881688976_C2-133	C1881688976	154504801	1881688976	HARLINGEN I	Hidalgo	Y	C2 (ACIA Hospital Safety)
C1891882833_C2-133	C1891882833	138962907	1891882833	BAYLOR SCO	MRSA Centra	Y	C2 (ACIA Hospital Safety)
C1902047376_C2-133	C1902047376	217744601	1902047376	TEXAS HEALT	Tarrant	Y	C2 (ACIA Hospital Safety)
C1902857766_C2-133	C1902857766	020979302	1902857766	MEDICAL CIT	Dallas	Y	C2 (ACIA Hospital Safety)
C1912906298_C2-133	C1912906298	136491104	1912906298	TEXAS VISTA	Bexar	Y	C2 (ACIA Hospital Safety)
C1912948845_C2-133	C1912948845	165305701	1912948845	PHYSICIANS S	Lubbock	Y	C2 (ACIA Hospital Safety)
C1932123247_C2-133	C1932123247	127295703	1932123247	PARKLAND H	Dallas	Y	C2 (ACIA Hospital Safety)
C1942294939_C2-133	C1942294939	127267603	1942294939	ST JOSEPH RI	MRSA Centra	Y	C2 (ACIA Hospital Safety)
C1962504340_C2-133	C1962504340	185556101	1962504340	BAYLOR SCO	Dallas	Y	C2 (ACIA Hospital Safety)
C1972517365_C2-133	C1972517365	408600101	1972517365	COVENANT M	Lubbock	Y	C2 (ACIA Hospital Safety)
C1972709970_C2-133	C1972709970	196829901	1972709970	THE HOSPITA	El Paso	Y	C2 (ACIA Hospital Safety)
C1992700983_C2-133	C1992700983	121776205	1992700983	BAYLOR SCO	Dallas	Y	C2 (ACIA Hospital Safety)
C1992707228_C2-133	C1992707228	137226005	1992707228	SHANNON M	MRSA West	Y	C2 (ACIA Hospital Safety)
C1992753222_C2-133	C1992753222	126675104	1992753222	JPS HEALTH I	Tarrant	Y	C2 (ACIA Hospital Safety)

C1003344334_C2-134	C1003344334	380473401	1003344334	THE HOSPITAL	El Paso	Y	C2 (ACIA Hospital Safety)
C1003883158_C2-134	C1003883158	020967802	1003883158	TEXAS HEALTH	Tarrant	Y	C2 (ACIA Hospital Safety)
C1023013448_C2-134	C1023013448	135237906	1023013448	UNITED REGIONAL	MRSA West	Y	C2 (ACIA Hospital Safety)
C1033120423_C2-134	C1033120423	314080801	1033120423	TEXAS HEALTH	Tarrant	Y	C2 (ACIA Hospital Safety)
C1033165501_C2-134	C1033165501	209345201	1033165501	METHODIST	Dallas	Y	C2 (ACIA Hospital Safety)
C1043267701_C2-134	C1043267701	020947001	1043267701	VALLEY REGIONAL	Hidalgo	Y	C2 (ACIA Hospital Safety)
C1053317362_C2-134	C1053317362	160709501	1053317362	DOCTORS HEALTHCARE	Hidalgo	Y	C2 (ACIA Hospital Safety)
C1073043592_C2-134	C1073043592	378943001	1073043592	HCA HOSPITAL	Harris	Y	C2 (ACIA Hospital Safety)
C1083112023_C2-134	C1083112023	391575301	1083112023	PIPELINE EXPRESS	Dallas	Y	C2 (ACIA Hospital Safety)
C1093708679_C2-134	C1093708679	111829102	1093708679	ASCENSION FOUNDATION	MRSA Central	Y	C2 (ACIA Hospital Safety)
C1093744187_C2-134	C1093744187	094148602	1093744187	MEMORIAL HOSPITAL	Jefferson	Y	C2 (ACIA Hospital Safety)
C1093810327_C2-134	C1093810327	137265806	1093810327	DELL SETON	Travis	Y	C2 (ACIA Hospital Safety)
C1104845015_C2-134	C1104845015	136326908	1104845015	TEXAS HEALTH	Tarrant	Y	C2 (ACIA Hospital Safety)
C1114903523_C2-134	C1114903523	207311601	1114903523	BRIM HEALTHCARE	MRSA North	Y	C2 (ACIA Hospital Safety)
C1124052162_C2-134	C1124052162	137907508	1124052162	COUNTY OF	Nueces	Y	C2 (ACIA Hospital Safety)
C1124074273_C2-134	C1124074273	094154402	1124074273	METHODIST	Bexar	Y	C2 (ACIA Hospital Safety)
C1124092036_C2-134	C1124092036	112667403	1124092036	CHRISTUS GOOD SAMARITAN	MRSA North	Y	C2 (ACIA Hospital Safety)
C1124137054_C2-134	C1124137054	158980601	1124137054	ASCENSION SAINT	Travis	Y	C2 (ACIA Hospital Safety)
C1124305065_C2-134	C1124305065	314161601	1124305065	BAYLOR SCOTT & WHITE	Dallas	Y	C2 (ACIA Hospital Safety)
C1134172406_C2-134	C1134172406	020950401	1134172406	MEDICAL CITY	Tarrant	Y	C2 (ACIA Hospital Safety)
C1154612638_C2-134	C1154612638	286326801	1154612638	ASCENSION SAINT	Travis	Y	C2 (ACIA Hospital Safety)
C1154618742_C2-134	C1154618742	292096901	1154618742	VALLEY BAPTIST	Hidalgo	Y	C2 (ACIA Hospital Safety)
C1164526786_C2-134	C1164526786	135225404	1164526786	ASCENSION SAINT	Travis	Y	C2 (ACIA Hospital Safety)
C1174533343_C2-134	C1174533343	130614405	1174533343	TEXAS HEALTH	Tarrant	Y	C2 (ACIA Hospital Safety)
C1184622847_C2-134	C1184622847	127300503	1184622847	CHI ST. LUKE	Harris	Y	C2 (ACIA Hospital Safety)
C1184911877_C2-134	C1184911877	294543801	1184911877	VALLEY BAPTIST	Hidalgo	Y	C2 (ACIA Hospital Safety)
C1194787218_C2-134	C1194787218	020844901	1194787218	CHRISTUS SAINT ANTHONY	Bexar	Y	C2 (ACIA Hospital Safety)
C1205018439_C2-134	C1205018439	020966001	1205018439	BAYLOR SCOTT & WHITE	Dallas	Y	C2 (ACIA Hospital Safety)
C1205833985_C2-134	C1205833985	112679902	1205833985	MISSION REGIONAL	Hidalgo	Y	C2 (ACIA Hospital Safety)
C1215296884_C2-134	C1215296884	316296801	1215296884	TEXAS HEALTH	Tarrant	Y	C2 (ACIA Hospital Safety)
C1215969787_C2-134	C1215969787	133245406	1215969787	THE HOSPITAL	El Paso	Y	C2 (ACIA Hospital Safety)
C1225289499_C2-134	C1225289499	281514401	1225289499	GRACE SURGICAL	Lubbock	Y	C2 (ACIA Hospital Safety)
C1255325817_C2-134	C1255325817	136143806	1255325817	MIDLAND METHODIST	MRSA West	Y	C2 (ACIA Hospital Safety)
C1255384533_C2-134	C1255384533	094192402	1255384533	MEDICAL CITY	Tarrant	Y	C2 (ACIA Hospital Safety)
C1265430177_C2-134	C1265430177	135223905	1265430177	BAYLOR SCOTT & WHITE	Dallas	Y	C2 (ACIA Hospital Safety)
C1265568638_C2-134	C1265568638	190123303	1265568638	BAYLOR SCOTT & WHITE	Travis	Y	C2 (ACIA Hospital Safety)
C1265772362_C2-134	C1265772362	326725404	1265772362	BAYLOR SCOTT & WHITE	MRSA Central	Y	C2 (ACIA Hospital Safety)
C1275592131_C2-134	C1275592131	126679303	1275592131	METHODIST	Dallas	Y	C2 (ACIA Hospital Safety)
C1285798918_C2-134	C1285798918	175287501	1285798918	UT SOUTHWESTERN	Dallas	Y	C2 (ACIA Hospital Safety)
C1295736734_C2-134	C1295736734	020976902	1295736734	CHRISTUS ST. ANTHONY	MRSA North	Y	C2 (ACIA Hospital Safety)
C1295843787_C2-134	C1295843787	192751901	1295843787	MEMORIAL HOSPITAL	Harris	Y	C2 (ACIA Hospital Safety)
C1306897277_C2-134	C1306897277	111905902	1306897277	MEDICAL CITY	Tarrant	Y	C2 (ACIA Hospital Safety)
C1316933609_C2-134	C1316933609	174662001	1316933609	TEXAS HEALTH	Dallas	Y	C2 (ACIA Hospital Safety)
C1316936990_C2-134	C1316936990	138951211	1316936990	UNIVERSITY OF TEXAS	El Paso	Y	C2 (ACIA Hospital Safety)
C1336172105_C2-134	C1336172105	112677302	1336172105	TEXAS HEALTH	Tarrant	Y	C2 (ACIA Hospital Safety)
C1346729159_C2-134	C1346729159	395486901	1346729159	BAYLOR SCOTT & WHITE	Travis	Y	C2 (ACIA Hospital Safety)
C1396731105_C2-134	C1396731105	094186602	1396731105	DOCTORS HEALTHCARE	Hidalgo	Y	C2 (ACIA Hospital Safety)
C1396778064_C2-134	C1396778064	131036903	1396778064	TEXAS HEALTH	Tarrant	Y	C2 (ACIA Hospital Safety)
C1396779948_C2-134	C1396779948	020908201	1396779948	TEXAS HEALTH	Dallas	Y	C2 (ACIA Hospital Safety)
C1407169196_C2-134	C1407169196	282322101	1407169196	TEXAS HEALTH	Tarrant	Y	C2 (ACIA Hospital Safety)
C1407191984_C2-134	C1407191984	322879301	1407191984	BSA HOSPITAL	Lubbock	Y	C2 (ACIA Hospital Safety)
C1407364847_C2-134	C1407364847	388347201	1407364847	TYLER REGIONAL	MRSA North	Y	C2 (ACIA Hospital Safety)
C1407990088_C2-134	C1407990088	281219001	1407990088	ST. LUKE'S PARTNERSHIP	Harris	Y	C2 (ACIA Hospital Safety)
C1417465824_C2-134	C1417465824	387515501	1417465824	ATHENS HOSPITAL	MRSA North	Y	C2 (ACIA Hospital Safety)
C1417471467_C2-134	C1417471467	385345901	1417471467	MEDICAL CITY	Tarrant	Y	C2 (ACIA Hospital Safety)
C1417980202_C2-134	C1417980202	120726804	1417980202	TEXAS HEALTH	Tarrant	Y	C2 (ACIA Hospital Safety)
C1427472463_C2-134	C1427472463	343723801	1427472463	RESOLUTE HEALTHCARE	Bexar	Y	C2 (ACIA Hospital Safety)

C1437102639_C2-134	C1437102639	112698903	1437102639	MEDICAL CIT	Dallas	Y	C2 (ACIA Hospital Safety)
C1447250253_C2-134	C1447250253	139485012	1447250253	BAYLOR UNIV	Dallas	Y	C2 (ACIA Hospital Safety)
C1447883301_C2-134	C1447883301	415580601	1447883301	CHRISTUS SA	Travis	Y	C2 (ACIA Hospital Safety)
C1457382798_C2-134	C1457382798	094140302	1457382798	TEXAS HEALT	Dallas	Y	C2 (ACIA Hospital Safety)
C1467442418_C2-134	C1467442418	137245009	1467442418	NORTHWEST	Lubbock	Y	C2 (ACIA Hospital Safety)
C1467453902_C2-134	C1467453902	094353202	1467453902	CHRISTUS ST	MRSA North	Y	C2 (ACIA Hospital Safety)
C1477516466_C2-134	C1477516466	137249208	1477516466	BAYLOR SCO	MRSA Centra	Y	C2 (ACIA Hospital Safety)
C1497871628_C2-134	C1497871628	094219503	1497871628	HOUSTON M	Harris	Y	C2 (ACIA Hospital Safety)
C1508810573_C2-134	C1508810573	020973601	1508810573	CORPUS CHR	Nueces	Y	C2 (ACIA Hospital Safety)
C1508899204_C2-134	C1508899204	127304703	1508899204	TEXAS HEALT	Tarrant	Y	C2 (ACIA Hospital Safety)
C1518911833_C2-134	C1518911833	094105602	1518911833	MEDICAL CIT	Tarrant	Y	C2 (ACIA Hospital Safety)
C1528027786_C2-134	C1528027786	135032405	1528027786	METHODIST	Dallas	Y	C2 (ACIA Hospital Safety)
C1528064649_C2-134	C1528064649	138644310	1528064649	HENDRICK M	MRSA West	Y	C2 (ACIA Hospital Safety)
C1538522412_C2-134	C1538522412	369162801	1538522412	THE HOSPITA	El Paso	Y	C2 (ACIA Hospital Safety)
C1548232044_C2-134	C1548232044	162033801	1548232044	LAREDO MEI	Hidalgo	Y	C2 (ACIA Hospital Safety)
C1548291883_C2-134	C1548291883	020982701	1548291883	TEXAS HEALT	Dallas	Y	C2 (ACIA Hospital Safety)
C1578780870_C2-134	C1578780870	194106401	1578780870	ASCENSION S	Travis	Y	C2 (ACIA Hospital Safety)
C1598744856_C2-134	C1598744856	159156201	1598744856	BAPTIST MEI	Bexar	Y	C2 (ACIA Hospital Safety)
C1598750721_C2-134	C1598750721	131038504	1598750721	HUNT REGIO	Dallas	Y	C2 (ACIA Hospital Safety)
C1609855139_C2-134	C1609855139	151691601	1609855139	BAYLOR SCO	Dallas	Y	C2 (ACIA Hospital Safety)
C1619115383_C2-134	C1619115383	208013701	1619115383	ASCENSION S	Travis	Y	C2 (ACIA Hospital Safety)
C1619924719_C2-134	C1619924719	112716902	1619924719	RIO GRANDE	Hidalgo	Y	C2 (ACIA Hospital Safety)
C1629021845_C2-134	C1629021845	094216103	1629021845	NORTH AUST	Travis	Y	C2 (ACIA Hospital Safety)
C1629064928_C2-134	C1629064928	171461001	1629064928	TEXAS HEALT	Tarrant	Y	C2 (ACIA Hospital Safety)
C1629089966_C2-134	C1629089966	094119702	1629089966	ADVENTHEAI	MRSA Centra	Y	C2 (ACIA Hospital Safety)
C1629138029_C2-134	C1629138029	193399601	1629138029	TEXAS HEALT	Dallas	Y	C2 (ACIA Hospital Safety)
C1649223645_C2-134	C1649223645	020957901	1649223645	ROUND ROCI	Travis	Y	C2 (ACIA Hospital Safety)
C1649243353_C2-134	C1649243353	021175701	1649243353	ENCOMPASS	MRSA North	Y	C2 (ACIA Hospital Safety)
C1649273434_C2-134	C1649273434	171848805	1649273434	BAYLOR SCO	Dallas	Y	C2 (ACIA Hospital Safety)
C1659323772_C2-134	C1659323772	094193202	1659323772	MEDICAL CIT	Tarrant	Y	C2 (ACIA Hospital Safety)
C1659352987_C2-134	C1659352987	162965101	1659352987	USMD HOSPI	Tarrant	Y	C2 (ACIA Hospital Safety)
C1659525236_C2-134	C1659525236	204254101	1659525236	METHODIST	Bexar	Y	C2 (ACIA Hospital Safety)
C1669472387_C2-134	C1669472387	135036506	1669472387	BAYLOR SCO	Tarrant	Y	C2 (ACIA Hospital Safety)
C1669752234_C2-134	C1669752234	309798201	1669752234	BAPTIST NEI	Bexar	Y	C2 (ACIA Hospital Safety)
C1679528889_C2-134	C1679528889	112717702	1679528889	ST. DAVID'S S	Travis	Y	C2 (ACIA Hospital Safety)
C1679557888_C2-134	C1679557888	138296208	1679557888	CHRISTUS SO	Jefferson	Y	C2 (ACIA Hospital Safety)
C1679578439_C2-134	C1679578439	094108002	1679578439	MOTHER FR	MRSA North	Y	C2 (ACIA Hospital Safety)
C1679903967_C2-134	C1679903967	348928801	1679903967	BAYLOR SCO	Tarrant	Y	C2 (ACIA Hospital Safety)
C1689628984_C2-134	C1689628984	020943901	1689628984	MEDICAL CIT	Dallas	Y	C2 (ACIA Hospital Safety)
C1689629941_C2-134	C1689629941	186221101	1689629941	METHODIST	Tarrant	Y	C2 (ACIA Hospital Safety)
C1689641680_C2-134	C1689641680	121775403	1689641680	CHRISTUS SP	Nueces	Y	C2 (ACIA Hospital Safety)
C1699726406_C2-134	C1699726406	127311205	1699726406	MEDICAL CIT	Dallas	Y	C2 (ACIA Hospital Safety)
C1700801909_C2-134	C1700801909	130601104	1700801909	THE HOSPITA	El Paso	Y	C2 (ACIA Hospital Safety)
C1700805678_C2-134	C1700805678	121822403	1700805678	ENNIS REGIO	Dallas	Y	C2 (ACIA Hospital Safety)
C1720033947_C2-134	C1720033947	094160103	1720033947	HEART HOSP	Travis	Y	C2 (ACIA Hospital Safety)
C1720088123_C2-134	C1720088123	138411709	1720088123	GUADALUPE	Bexar	Y	C2 (ACIA Hospital Safety)
C1740273994_C2-134	C1740273994	135235306	1740273994	MEDICAL CEI	MRSA West	Y	C2 (ACIA Hospital Safety)
C1750499273_C2-134	C1750499273	158977201	1750499273	ASCENSION S	Travis	Y	C2 (ACIA Hospital Safety)
C1770514077_C2-134	C1770514077	094207002	1770514077	TEXAS HEALT	Dallas	Y	C2 (ACIA Hospital Safety)
C1770536120_C2-134	C1770536120	094109802	1770536120	LAS PALMAS	El Paso	Y	C2 (ACIA Hospital Safety)
C1770573586_C2-134	C1770573586	094113001	1770573586	SOUTH TEXA	Hidalgo	Y	C2 (ACIA Hospital Safety)
C1790174860_C2-134	C1790174860	354018901	1790174860	PRIME HEALT	Dallas	Y	C2 (ACIA Hospital Safety)
C1801826839_C2-134	C1801826839	388217701	1801826839	BAYLOR SCO	Dallas	Y	C2 (ACIA Hospital Safety)
C1801852736_C2-134	C1801852736	112711003	1801852736	ODESSA REGI	MRSA West	Y	C2 (ACIA Hospital Safety)
C1821087164_C2-134	C1821087164	137999206	1821087164	UNIVERSITY I	Lubbock	Y	C2 (ACIA Hospital Safety)
C1841562709_C2-134	C1841562709	312239201	1841562709	SETON MEDI	MRSA Centra	Y	C2 (ACIA Hospital Safety)
C1851343909_C2-134	C1851343909	094118902	1851343909	DETAR HEAL	Nueces	Y	C2 (ACIA Hospital Safety)

C1851390967_C2-134	C1851390967	194997601	1851390967	TEXOMA ME	MRSA North	Y	C2 (ACIA Hospital Safety)
C1861467573_C2-134	C1861467573	163925401	1861467573	THE MEDICA	Jefferson	Y	C2 (ACIA Hospital Safety)
C1861488579_C2-134	C1861488579	135035706	1861488579	KNAPP MEDI	Hidalgo	Y	C2 (ACIA Hospital Safety)
C1861690364_C2-134	C1861690364	219336901	1861690364	DALLAS MED	Dallas	Y	C2 (ACIA Hospital Safety)
C1871911016_C2-134	C1871911016	350857401	1871911016	MEDICAL CIT	Tarrant	Y	C2 (ACIA Hospital Safety)
C1881688976_C2-134	C1881688976	154504801	1881688976	HARLINGEN I	Hidalgo	Y	C2 (ACIA Hospital Safety)
C1891882833_C2-134	C1891882833	138962907	1891882833	BAYLOR SCO	MRSA Centra	Y	C2 (ACIA Hospital Safety)
C1902047376_C2-134	C1902047376	217744601	1902047376	TEXAS HEALT	Tarrant	Y	C2 (ACIA Hospital Safety)
C1902857766_C2-134	C1902857766	020979302	1902857766	MEDICAL CIT	Dallas	Y	C2 (ACIA Hospital Safety)
C1912906298_C2-134	C1912906298	136491104	1912906298	TEXAS VISTA	Bexar	Y	C2 (ACIA Hospital Safety)
C1912948845_C2-134	C1912948845	165305701	1912948845	PHYSICIANS S	Lubbock	Y	C2 (ACIA Hospital Safety)
C1932123247_C2-134	C1932123247	127295703	1932123247	PARKLAND H	Dallas	Y	C2 (ACIA Hospital Safety)
C1942294939_C2-134	C1942294939	127267603	1942294939	ST JOSEPH R	MRSA Centra	Y	C2 (ACIA Hospital Safety)
C1962504340_C2-134	C1962504340	185556101	1962504340	BAYLOR SCO	Dallas	Y	C2 (ACIA Hospital Safety)
C1972517365_C2-134	C1972517365	408600101	1972517365	COVENANT N	Lubbock	Y	C2 (ACIA Hospital Safety)
C1972709970_C2-134	C1972709970	196829901	1972709970	THE HOSPITA	El Paso	Y	C2 (ACIA Hospital Safety)
C1992700983_C2-134	C1992700983	121776205	1992700983	BAYLOR SCO	Dallas	Y	C2 (ACIA Hospital Safety)
C1992707228_C2-134	C1992707228	137226005	1992707228	SHANNON M	MRSA West	Y	C2 (ACIA Hospital Safety)
C1992753222_C2-134	C1992753222	126675104	1992753222	JPS HEALTH I	Tarrant	Y	C2 (ACIA Hospital Safety)
C1003344334_C2-135	C1003344334	380473401	1003344334	THE HOSPITA	El Paso	Y	C2 (ACIA Hospital Safety)
C1003883158_C2-135	C1003883158	020967802	1003883158	TEXAS HEALT	Tarrant	Y	C2 (ACIA Hospital Safety)
C1023013448_C2-135	C1023013448	135237906	1023013448	UNITED REGI	MRSA West	Y	C2 (ACIA Hospital Safety)
C1033120423_C2-135	C1033120423	314080801	1033120423	TEXAS HEALT	Tarrant	Y	C2 (ACIA Hospital Safety)
C1033165501_C2-135	C1033165501	209345201	1033165501	METHODIST	Dallas	Y	C2 (ACIA Hospital Safety)
C1043267701_C2-135	C1043267701	020947001	1043267701	VALLEY REGI	Hidalgo	Y	C2 (ACIA Hospital Safety)
C1053317362_C2-135	C1053317362	160709501	1053317362	DOCTORS HC	Hidalgo	Y	C2 (ACIA Hospital Safety)
C1073043592_C2-135	C1073043592	378943001	1073043592	HCA HOUSTC	Harris	Y	C2 (ACIA Hospital Safety)
C1083112023_C2-135	C1083112023	391575301	1083112023	PIPELINE EAS	Dallas	Y	C2 (ACIA Hospital Safety)
C1093708679_C2-135	C1093708679	111829102	1093708679	ASCENSION F	MRSA Centra	Y	C2 (ACIA Hospital Safety)
C1093744187_C2-135	C1093744187	094148602	1093744187	MEMORIAL H	Jefferson	Y	C2 (ACIA Hospital Safety)
C1093810327_C2-135	C1093810327	137265806	1093810327	DELL SETON	Travis	Y	C2 (ACIA Hospital Safety)
C1104845015_C2-135	C1104845015	136326908	1104845015	TEXAS HEALT	Tarrant	Y	C2 (ACIA Hospital Safety)
C1114903523_C2-135	C1114903523	207311601	1114903523	BRIM HEALTH	MRSA North	Y	C2 (ACIA Hospital Safety)
C1124052162_C2-135	C1124052162	137907508	1124052162	COUNTY OF \	Nueces	Y	C2 (ACIA Hospital Safety)
C1124074273_C2-135	C1124074273	094154402	1124074273	METHODIST	Bexar	Y	C2 (ACIA Hospital Safety)
C1124092036_C2-135	C1124092036	112667403	1124092036	CHRISTUS GC	MRSA North	Y	C2 (ACIA Hospital Safety)
C1124137054_C2-135	C1124137054	158980601	1124137054	ASCENSION S	Travis	Y	C2 (ACIA Hospital Safety)
C1124305065_C2-135	C1124305065	314161601	1124305065	BAYLOR SCO	Dallas	Y	C2 (ACIA Hospital Safety)
C1134172406_C2-135	C1134172406	020950401	1134172406	MEDICAL CIT	Tarrant	Y	C2 (ACIA Hospital Safety)
C1154612638_C2-135	C1154612638	286326801	1154612638	ASCENSION S	Travis	Y	C2 (ACIA Hospital Safety)
C1154618742_C2-135	C1154618742	292096901	1154618742	VALLEY BAPT	Hidalgo	Y	C2 (ACIA Hospital Safety)
C1164526786_C2-135	C1164526786	135225404	1164526786	ASCENSION S	Travis	Y	C2 (ACIA Hospital Safety)
C1174533343_C2-135	C1174533343	130614405	1174533343	TEXAS HEALT	Tarrant	Y	C2 (ACIA Hospital Safety)
C1184622847_C2-135	C1184622847	127300503	1184622847	CHI ST. LUKE	Harris	Y	C2 (ACIA Hospital Safety)
C1184911877_C2-135	C1184911877	294543801	1184911877	VALLEY BAPT	Hidalgo	Y	C2 (ACIA Hospital Safety)
C1194787218_C2-135	C1194787218	020844901	1194787218	CHRISTUS SA	Bexar	Y	C2 (ACIA Hospital Safety)
C1205018439_C2-135	C1205018439	020966001	1205018439	BAYLOR SCO	Dallas	Y	C2 (ACIA Hospital Safety)
C1205833985_C2-135	C1205833985	112679902	1205833985	MISSION REC	Hidalgo	Y	C2 (ACIA Hospital Safety)
C1215296884_C2-135	C1215296884	316296801	1215296884	TEXAS HEALT	Tarrant	Y	C2 (ACIA Hospital Safety)
C1215969787_C2-135	C1215969787	133245406	1215969787	THE HOSPITA	El Paso	Y	C2 (ACIA Hospital Safety)
C1225289499_C2-135	C1225289499	281514401	1225289499	GRACE SURG	Lubbock	Y	C2 (ACIA Hospital Safety)
C1255325817_C2-135	C1255325817	136143806	1255325817	MIDLAND MI	MRSA West	Y	C2 (ACIA Hospital Safety)
C1255384533_C2-135	C1255384533	094192402	1255384533	MEDICAL CIT	Tarrant	Y	C2 (ACIA Hospital Safety)
C1265430177_C2-135	C1265430177	135223905	1265430177	BAYLOR SCO	Dallas	Y	C2 (ACIA Hospital Safety)
C1265568638_C2-135	C1265568638	190123303	1265568638	BAYLOR SCO	Travis	Y	C2 (ACIA Hospital Safety)
C1265772362_C2-135	C1265772362	326725404	1265772362	BAYLOR SCO	MRSA Centra	Y	C2 (ACIA Hospital Safety)
C1275592131_C2-135	C1275592131	126679303	1275592131	METHODIST	Dallas	Y	C2 (ACIA Hospital Safety)

C1285798918_C2-135	C1285798918	175287501	1285798918	UT SOUTHW	Dallas	Y	C2 (ACIA Hospital Safety)
C1295736734_C2-135	C1295736734	020976902	1295736734	CHRISTUS ST	MRSA North	Y	C2 (ACIA Hospital Safety)
C1295843787_C2-135	C1295843787	192751901	1295843787	MEMORIAL H	Harris	Y	C2 (ACIA Hospital Safety)
C1306897277_C2-135	C1306897277	111905902	1306897277	MEDICAL CIT	Tarrant	Y	C2 (ACIA Hospital Safety)
C1316933609_C2-135	C1316933609	174662001	1316933609	TEXAS HEALT	Dallas	Y	C2 (ACIA Hospital Safety)
C1316936990_C2-135	C1316936990	138951211	1316936990	UNIVERSITY I	El Paso	Y	C2 (ACIA Hospital Safety)
C1336172105_C2-135	C1336172105	112677302	1336172105	TEXAS HEALT	Tarrant	Y	C2 (ACIA Hospital Safety)
C1346729159_C2-135	C1346729159	395486901	1346729159	BAYLOR SCO	Travis	Y	C2 (ACIA Hospital Safety)
C1396731105_C2-135	C1396731105	094186602	1396731105	DOCTORS HC	Hidalgo	Y	C2 (ACIA Hospital Safety)
C1396778064_C2-135	C1396778064	131036903	1396778064	TEXAS HEALT	Tarrant	Y	C2 (ACIA Hospital Safety)
C1396779948_C2-135	C1396779948	020908201	1396779948	TEXAS HEALT	Dallas	Y	C2 (ACIA Hospital Safety)
C1407169196_C2-135	C1407169196	282322101	1407169196	TEXAS HEALT	Tarrant	Y	C2 (ACIA Hospital Safety)
C1407191984_C2-135	C1407191984	322879301	1407191984	BSA HOSPITA	Lubbock	Y	C2 (ACIA Hospital Safety)
C1407364847_C2-135	C1407364847	388347201	1407364847	TYLER REGIO	MRSA North	Y	C2 (ACIA Hospital Safety)
C1407990088_C2-135	C1407990088	281219001	1407990088	ST. LUKE'S P	Harris	Y	C2 (ACIA Hospital Safety)
C1417465824_C2-135	C1417465824	387515501	1417465824	ATHENS HOS	MRSA North	Y	C2 (ACIA Hospital Safety)
C1417471467_C2-135	C1417471467	385345901	1417471467	MEDICAL CIT	Tarrant	Y	C2 (ACIA Hospital Safety)
C1417980202_C2-135	C1417980202	120726804	1417980202	TEXAS HEALT	Tarrant	Y	C2 (ACIA Hospital Safety)
C1427472463_C2-135	C1427472463	343723801	1427472463	RESOLUTE HI	Bexar	Y	C2 (ACIA Hospital Safety)
C1437102639_C2-135	C1437102639	112698903	1437102639	MEDICAL CIT	Dallas	Y	C2 (ACIA Hospital Safety)
C1447250253_C2-135	C1447250253	139485012	1447250253	BAYLOR UNIV	Dallas	Y	C2 (ACIA Hospital Safety)
C1447883301_C2-135	C1447883301	415580601	1447883301	CHRISTUS SA	Travis	Y	C2 (ACIA Hospital Safety)
C1457382798_C2-135	C1457382798	094140302	1457382798	TEXAS HEALT	Dallas	Y	C2 (ACIA Hospital Safety)
C1467442418_C2-135	C1467442418	137245009	1467442418	NORTHWEST	Lubbock	Y	C2 (ACIA Hospital Safety)
C1467453902_C2-135	C1467453902	094353202	1467453902	CHRISTUS ST	MRSA North	Y	C2 (ACIA Hospital Safety)
C1477516466_C2-135	C1477516466	137249208	1477516466	BAYLOR SCO	MRSA Centra	Y	C2 (ACIA Hospital Safety)
C1497871628_C2-135	C1497871628	094219503	1497871628	HOUSTON M	Harris	Y	C2 (ACIA Hospital Safety)
C1508810573_C2-135	C1508810573	020973601	1508810573	CORPUS CHR	Nueces	Y	C2 (ACIA Hospital Safety)
C1508899204_C2-135	C1508899204	127304703	1508899204	TEXAS HEALT	Tarrant	Y	C2 (ACIA Hospital Safety)
C1518911833_C2-135	C1518911833	094105602	1518911833	MEDICAL CIT	Tarrant	Y	C2 (ACIA Hospital Safety)
C1528027786_C2-135	C1528027786	135032405	1528027786	METHODIST	Dallas	Y	C2 (ACIA Hospital Safety)
C1528064649_C2-135	C1528064649	138644310	1528064649	HENDRICK M	MRSA West	Y	C2 (ACIA Hospital Safety)
C1538522412_C2-135	C1538522412	369162801	1538522412	THE HOSPITA	El Paso	Y	C2 (ACIA Hospital Safety)
C1548232044_C2-135	C1548232044	162033801	1548232044	LAREDO MEC	Hidalgo	Y	C2 (ACIA Hospital Safety)
C1548291883_C2-135	C1548291883	020982701	1548291883	TEXAS HEALT	Dallas	Y	C2 (ACIA Hospital Safety)
C1578780870_C2-135	C1578780870	194106401	1578780870	ASCENSION S	Travis	Y	C2 (ACIA Hospital Safety)
C1598744856_C2-135	C1598744856	159156201	1598744856	BAPTIST MEC	Bexar	Y	C2 (ACIA Hospital Safety)
C1598750721_C2-135	C1598750721	131038504	1598750721	HUNT REGIO	Dallas	Y	C2 (ACIA Hospital Safety)
C1609855139_C2-135	C1609855139	151691601	1609855139	BAYLOR SCO	Dallas	Y	C2 (ACIA Hospital Safety)
C1619115383_C2-135	C1619115383	208013701	1619115383	ASCENSION S	Travis	Y	C2 (ACIA Hospital Safety)
C1619924719_C2-135	C1619924719	112716902	1619924719	RIO GRANDE	Hidalgo	Y	C2 (ACIA Hospital Safety)
C1629021845_C2-135	C1629021845	094216103	1629021845	NORTH AUST	Travis	Y	C2 (ACIA Hospital Safety)
C1629064928_C2-135	C1629064928	171461001	1629064928	TEXAS HEALT	Tarrant	Y	C2 (ACIA Hospital Safety)
C1629089966_C2-135	C1629089966	094119702	1629089966	ADVENTHEAI	MRSA Centra	Y	C2 (ACIA Hospital Safety)
C1629138029_C2-135	C1629138029	193399601	1629138029	TEXAS HEALT	Dallas	Y	C2 (ACIA Hospital Safety)
C1649223645_C2-135	C1649223645	020957901	1649223645	ROUND ROCI	Travis	Y	C2 (ACIA Hospital Safety)
C1649243353_C2-135	C1649243353	021175701	1649243353	ENCOMPASS	MRSA North	Y	C2 (ACIA Hospital Safety)
C1649273434_C2-135	C1649273434	171848805	1649273434	BAYLOR SCO	Dallas	Y	C2 (ACIA Hospital Safety)
C1659323772_C2-135	C1659323772	094193202	1659323772	MEDICAL CIT	Tarrant	Y	C2 (ACIA Hospital Safety)
C1659352987_C2-135	C1659352987	162965101	1659352987	USMD HOSPI	Tarrant	Y	C2 (ACIA Hospital Safety)
C1659525236_C2-135	C1659525236	204254101	1659525236	METHODIST	Bexar	Y	C2 (ACIA Hospital Safety)
C1669472387_C2-135	C1669472387	135036506	1669472387	BAYLOR SCO	Tarrant	Y	C2 (ACIA Hospital Safety)
C1669752234_C2-135	C1669752234	309798201	1669752234	BAPTIST NEI	Bexar	Y	C2 (ACIA Hospital Safety)
C1679528889_C2-135	C1679528889	112717702	1679528889	ST. DAVID'S S	Travis	Y	C2 (ACIA Hospital Safety)
C1679557888_C2-135	C1679557888	138296208	1679557888	CHRISTUS SO	Jefferson	Y	C2 (ACIA Hospital Safety)
C1679578439_C2-135	C1679578439	094108002	1679578439	MOTHER FR/	MRSA North	Y	C2 (ACIA Hospital Safety)
C1679903967_C2-135	C1679903967	348928801	1679903967	BAYLOR SCO	Tarrant	Y	C2 (ACIA Hospital Safety)

C1689628984_C2-135	C1689628984	020943901	1689628984	MEDICAL CIT	Dallas	Y	C2 (ACIA Hospital Safety)
C1689629941_C2-135	C1689629941	186221101	1689629941	METHODIST	Tarrant	Y	C2 (ACIA Hospital Safety)
C1689641680_C2-135	C1689641680	121775403	1689641680	CHRISTUS SP	Nueces	Y	C2 (ACIA Hospital Safety)
C1699726406_C2-135	C1699726406	127311205	1699726406	MEDICAL CIT	Dallas	Y	C2 (ACIA Hospital Safety)
C1700801909_C2-135	C1700801909	130601104	1700801909	THE HOSPITA	El Paso	Y	C2 (ACIA Hospital Safety)
C1700805678_C2-135	C1700805678	121822403	1700805678	ENNIS REGIO	Dallas	Y	C2 (ACIA Hospital Safety)
C1720033947_C2-135	C1720033947	094160103	1720033947	HEART HOSP	Travis	Y	C2 (ACIA Hospital Safety)
C1720088123_C2-135	C1720088123	138411709	1720088123	GUADALUPE	Bexar	Y	C2 (ACIA Hospital Safety)
C1740273994_C2-135	C1740273994	135235306	1740273994	MEDICAL CEI	MRSA West	Y	C2 (ACIA Hospital Safety)
C1750499273_C2-135	C1750499273	158977201	1750499273	ASCENSION S	Travis	Y	C2 (ACIA Hospital Safety)
C1770514077_C2-135	C1770514077	094207002	1770514077	TEXAS HEALT	Dallas	Y	C2 (ACIA Hospital Safety)
C1770536120_C2-135	C1770536120	094109802	1770536120	LAS PALMAS	El Paso	Y	C2 (ACIA Hospital Safety)
C1770573586_C2-135	C1770573586	094113001	1770573586	SOUTH TEXA	Hidalgo	Y	C2 (ACIA Hospital Safety)
C1790174860_C2-135	C1790174860	354018901	1790174860	PRIME HEALT	Dallas	Y	C2 (ACIA Hospital Safety)
C1801826839_C2-135	C1801826839	388217701	1801826839	BAYLOR SCO	Dallas	Y	C2 (ACIA Hospital Safety)
C1801852736_C2-135	C1801852736	112711003	1801852736	ODESSA REGI	MRSA West	Y	C2 (ACIA Hospital Safety)
C1821087164_C2-135	C1821087164	137999206	1821087164	UNIVERSITY I	Lubbock	Y	C2 (ACIA Hospital Safety)
C1841562709_C2-135	C1841562709	312239201	1841562709	SETON MEDI	MRSA Centra	Y	C2 (ACIA Hospital Safety)
C1851343909_C2-135	C1851343909	094118902	1851343909	DETAR HEAL	Nueces	Y	C2 (ACIA Hospital Safety)
C1851390967_C2-135	C1851390967	194997601	1851390967	TEXOMA ME	MRSA Northe	Y	C2 (ACIA Hospital Safety)
C1861467573_C2-135	C1861467573	163925401	1861467573	THE MEDICA	Jefferson	Y	C2 (ACIA Hospital Safety)
C1861488579_C2-135	C1861488579	135035706	1861488579	KNAPP MEDI	Hidalgo	Y	C2 (ACIA Hospital Safety)
C1861690364_C2-135	C1861690364	219336901	1861690364	DALLAS MED	Dallas	Y	C2 (ACIA Hospital Safety)
C1871911016_C2-135	C1871911016	350857401	1871911016	MEDICAL CIT	Tarrant	Y	C2 (ACIA Hospital Safety)
C1881688976_C2-135	C1881688976	154504801	1881688976	HARLINGEN I	Hidalgo	Y	C2 (ACIA Hospital Safety)
C1891882833_C2-135	C1891882833	138962907	1891882833	BAYLOR SCO	MRSA Centra	Y	C2 (ACIA Hospital Safety)
C1902047376_C2-135	C1902047376	217744601	1902047376	TEXAS HEALT	Tarrant	Y	C2 (ACIA Hospital Safety)
C1902857766_C2-135	C1902857766	020979302	1902857766	MEDICAL CIT	Dallas	Y	C2 (ACIA Hospital Safety)
C1912906298_C2-135	C1912906298	136491104	1912906298	TEXAS VISTA	Bexar	Y	C2 (ACIA Hospital Safety)
C1912948845_C2-135	C1912948845	165305701	1912948845	PHYSICIANS S	Lubbock	Y	C2 (ACIA Hospital Safety)
C1932123247_C2-135	C1932123247	127295703	1932123247	PARKLAND H	Dallas	Y	C2 (ACIA Hospital Safety)
C1942294939_C2-135	C1942294939	127267603	1942294939	ST JOSEPH RI	MRSA Centra	Y	C2 (ACIA Hospital Safety)
C1962504340_C2-135	C1962504340	185556101	1962504340	BAYLOR SCO	Dallas	Y	C2 (ACIA Hospital Safety)
C1972517365_C2-135	C1972517365	408600101	1972517365	COVENANT N	Lubbock	Y	C2 (ACIA Hospital Safety)
C1972709970_C2-135	C1972709970	196829901	1972709970	THE HOSPITA	El Paso	Y	C2 (ACIA Hospital Safety)
C1992700983_C2-135	C1992700983	121776205	1992700983	BAYLOR SCO	Dallas	Y	C2 (ACIA Hospital Safety)
C1992707228_C2-135	C1992707228	137226005	1992707228	SHANNON M	MRSA West	Y	C2 (ACIA Hospital Safety)
C1992753222_C2-135	C1992753222	126675104	1992753222	JPS HEALTH I	Tarrant	Y	C2 (ACIA Hospital Safety)
C1194743013_C2-155	C1194743013	138910807	1194743013	CHILDREN'S I	Dallas	Y	C2 (ACIA Pediatric)
C1255708715_C2-155	C1255708715	358963201	1255708715	OUR CHILDRI	Dallas	Y	C2 (ACIA Pediatric)
C1437171568_C2-155	C1437171568	127319504	1437171568	COVENANT C	Lubbock	Y	C2 (ACIA Pediatric)
C1447355771_C2-155	C1447355771	186599001	1447355771	DELL CHILDR	Travis	Y	C2 (ACIA Pediatric)
C1477643690_C2-155	C1477643690	139135109	1477643690	TEXAS CHILD	Harris	Y	C2 (ACIA Pediatric)
C1548286172_C2-155	C1548286172	132812205	1548286172	DRISCOLL CH	Nueces	Y	C2 (ACIA Pediatric)
C1558659714_C2-155	C1558659714	291854201	1558659714	EL PASO CHIL	El Paso	Y	C2 (ACIA Pediatric)
C1720480627_C2-155	C1720480627	354178101	1720480627	CHILDREN'S I	Dallas	Y	C2 (ACIA Pediatric)
C1760628184_C2-155	C1760628184	315440301	1760628184	TEXAS SCOTT	Dallas	Y	C2 (ACIA Pediatric)
C1821004151_C2-155	C1821004151	020844903	1821004151	CHILDRENS F	Bexar	Y	C2 (ACIA Pediatric)
C1891765178_C2-155	C1891765178	021184901	1891765178	COOK CHILDI	Tarrant	Y	C2 (ACIA Pediatric)
C1194743013_C2-157	C1194743013	138910807	1194743013	CHILDREN'S I	Dallas	Y	C2 (ACIA Pediatric)
C1255708715_C2-157	C1255708715	358963201	1255708715	OUR CHILDRI	Dallas	Y	C2 (ACIA Pediatric)
C1437171568_C2-157	C1437171568	127319504	1437171568	COVENANT C	Lubbock	Y	C2 (ACIA Pediatric)
C1447355771_C2-157	C1447355771	186599001	1447355771	DELL CHILDR	Travis	Y	C2 (ACIA Pediatric)
C1477643690_C2-157	C1477643690	139135109	1477643690	TEXAS CHILD	Harris	Y	C2 (ACIA Pediatric)
C1548286172_C2-157	C1548286172	132812205	1548286172	DRISCOLL CH	Nueces	Y	C2 (ACIA Pediatric)
C1558659714_C2-157	C1558659714	291854201	1558659714	EL PASO CHIL	El Paso	Y	C2 (ACIA Pediatric)
C1720480627_C2-157	C1720480627	354178101	1720480627	CHILDREN'S I	Dallas	Y	C2 (ACIA Pediatric)

C1760628184_C2-157	C1760628184	315440301	1760628184	TEXAS SCOTT Dallas	Y	C2 (ACIA Pediatric)
C1821004151_C2-157	C1821004151	020844903	1821004151	CHILDRENS H Bexar	Y	C2 (ACIA Pediatric)
C1891765178_C2-157	C1891765178	021184901	1891765178	COOK CHILDI Tarrant	Y	C2 (ACIA Pediatric)
C1194743013_C2-158	C1194743013	138910807	1194743013	CHILDREN'S I Dallas	Y	C2 (ACIA Pediatric)
C1255708715_C2-158	C1255708715	358963201	1255708715	OUR CHILDRI Dallas	Y	C2 (ACIA Pediatric)
C1437171568_C2-158	C1437171568	127319504	1437171568	COVENANT C Lubbock	Y	C2 (ACIA Pediatric)
C1447355771_C2-158	C1447355771	186599001	1447355771	DELL CHILDR Travis	Y	C2 (ACIA Pediatric)
C1477643690_C2-158	C1477643690	139135109	1477643690	TEXAS CHILD Harris	Y	C2 (ACIA Pediatric)
C1548286172_C2-158	C1548286172	132812205	1548286172	DRISCOLL CH Nueces	Y	C2 (ACIA Pediatric)
C1558659714_C2-158	C1558659714	291854201	1558659714	EL PASO CHIL El Paso	Y	C2 (ACIA Pediatric)
C1720480627_C2-158	C1720480627	354178101	1720480627	CHILDREN'S I Dallas	Y	C2 (ACIA Pediatric)
C1760628184_C2-158	C1760628184	315440301	1760628184	TEXAS SCOTT Dallas	Y	C2 (ACIA Pediatric)
C1821004151_C2-158	C1821004151	020844903	1821004151	CHILDRENS H Bexar	Y	C2 (ACIA Pediatric)
C1891765178_C2-158	C1891765178	021184901	1891765178	COOK CHILDI Tarrant	Y	C2 (ACIA Pediatric)
C1194743013_C2-159	C1194743013	138910807	1194743013	CHILDREN'S I Dallas	Y	C2 (ACIA Pediatric)
C1255708715_C2-159	C1255708715	358963201	1255708715	OUR CHILDRI Dallas	Y	C2 (ACIA Pediatric)
C1437171568_C2-159	C1437171568	127319504	1437171568	COVENANT C Lubbock	Y	C2 (ACIA Pediatric)
C1447355771_C2-159	C1447355771	186599001	1447355771	DELL CHILDR Travis	Y	C2 (ACIA Pediatric)
C1477643690_C2-159	C1477643690	139135109	1477643690	TEXAS CHILD Harris	Y	C2 (ACIA Pediatric)
C1548286172_C2-159	C1548286172	132812205	1548286172	DRISCOLL CH Nueces	Y	C2 (ACIA Pediatric)
C1558659714_C2-159	C1558659714	291854201	1558659714	EL PASO CHIL El Paso	Y	C2 (ACIA Pediatric)
C1720480627_C2-159	C1720480627	354178101	1720480627	CHILDREN'S I Dallas	Y	C2 (ACIA Pediatric)
C1760628184_C2-159	C1760628184	315440301	1760628184	TEXAS SCOTT Dallas	Y	C2 (ACIA Pediatric)
C1821004151_C2-159	C1821004151	020844903	1821004151	CHILDRENS H Bexar	Y	C2 (ACIA Pediatric)
C1891765178_C2-159	C1891765178	021184901	1891765178	COOK CHILDI Tarrant	Y	C2 (ACIA Pediatric)
C1194743013_C2-160	C1194743013	138910807	1194743013	CHILDREN'S I Dallas	Y	C2 (ACIA Pediatric)
C1255708715_C2-160	C1255708715	358963201	1255708715	OUR CHILDRI Dallas	Y	C2 (ACIA Pediatric)
C1437171568_C2-160	C1437171568	127319504	1437171568	COVENANT C Lubbock	Y	C2 (ACIA Pediatric)
C1447355771_C2-160	C1447355771	186599001	1447355771	DELL CHILDR Travis	Y	C2 (ACIA Pediatric)
C1477643690_C2-160	C1477643690	139135109	1477643690	TEXAS CHILD Harris	Y	C2 (ACIA Pediatric)
C1548286172_C2-160	C1548286172	132812205	1548286172	DRISCOLL CH Nueces	Y	C2 (ACIA Pediatric)
C1558659714_C2-160	C1558659714	291854201	1558659714	EL PASO CHIL El Paso	Y	C2 (ACIA Pediatric)
C1720480627_C2-160	C1720480627	354178101	1720480627	CHILDREN'S I Dallas	Y	C2 (ACIA Pediatric)
C1760628184_C2-160	C1760628184	315440301	1760628184	TEXAS SCOTT Dallas	Y	C2 (ACIA Pediatric)
C1821004151_C2-160	C1821004151	020844903	1821004151	CHILDRENS H Bexar	Y	C2 (ACIA Pediatric)
C1891765178_C2-160	C1891765178	021184901	1891765178	COOK CHILDI Tarrant	Y	C2 (ACIA Pediatric)
C1003192311_C1-127	C1003192311	311054601	1003192311	EL CAMPO M Harris	Y	C1 (UHRIP)
c1003282039_C1-127	c1003282039	361635101	1003282039	SUN BEHAVI Harris	Y	C1 (UHRIP)
C1003344334_C1-127	C1003344334	380473401	1003344334	THE HOSPITA El Paso	Y	C1 (UHRIP)
C1003833013_C1-127	C1003833013	094151004	1003833013	ASCENSION S Travis	Y	C1 (UHRIP)
C1003883158_C1-127	C1003883158	020967802	1003883158	TEXAS HEALT Tarrant	Y	C1 (UHRIP)
C1003885641_C1-127	C1003885641	094222903	1003885641	CHRISTUS SP Nueces	Y	C1 (UHRIP)
C1013085083_C1-127	C1013085083	388635001	1013085083	BAYLOR SCO MRSA Centra	Y	C1 (UHRIP)
C1013941780_C1-127	C1013941780	319209801	1013941780	COVENANT S Lubbock	Y	C1 (UHRIP)
C1013970862_C1-127	C1013970862	176354201	1013970862	CULBERSON MRSA West	Y	C1 (UHRIP)
C1023011657_C1-127	C1023011657	020988401	1023011657	SWEENEY COM Harris	Y	C1 (UHRIP)
C1023013448_C1-127	C1023013448	135237906	1023013448	UNITED REGI MRSA West	Y	C1 (UHRIP)
C1023013935_C1-127	C1023013935	094172602	1023013935	MCCAMEY C MRSA West	Y	C1 (UHRIP)
C1023015120_C1-127	C1023015120	021189801	1023015120	MILLWOOD I Tarrant	Y	C1 (UHRIP)
C1023065794_C1-127	C1023065794	112712802	1023065794	WOMAN'S H Harris	Y	C1 (UHRIP)
C1033118716_C1-127	C1033118716	136142011	1033118716	PLAINS MEM MRSA West	Y	C1 (UHRIP)
C1033120423_C1-127	C1033120423	314080801	1033120423	TEXAS HEALT Tarrant	Y	C1 (UHRIP)
C1033165501_C1-127	C1033165501	209345201	1033165501	METHODIST Dallas	Y	C1 (UHRIP)
C1033568621_C1-127	C1033568621	366812101	1033568621	CHRISTUS M MRSA Northe	Y	C1 (UHRIP)
C1043267701_C1-127	C1043267701	020947001	1043267701	VALLEY REGI Hidalgo	Y	C1 (UHRIP)
C1043280951_C1-127	C1043280951	021240902	1043280951	LAUREL RIDG Bexar	Y	C1 (UHRIP)
C1043457583_C1-127	C1043457583	220238402	1043457583	MEMORIAL H Harris	Y	C1 (UHRIP)

C1053317362_C1-127	C1053317362	160709501	1053317362	DOCTORS HC Hidalgo	Y	C1 (UHRIP)
C1063411767_C1-127	C1063411767	163111101	1063411767	PARIS REGIO MRSA North	Y	C1 (UHRIP)
C1063466035_C1-127	C1063466035	121807504	1063466035	HCA HOUSTC Harris	Y	C1 (UHRIP)
C1073043592_C1-127	C1073043592	378943001	1073043592	HCA HOUSTC Harris	Y	C1 (UHRIP)
C1073511762_C1-127	C1073511762	127262703	1073511762	BAYLOR SCO Tarrant	Y	C1 (UHRIP)
C1073580726_C1-127	C1073580726	127263503	1073580726	COVENANT F Lubbock	Y	C1 (UHRIP)
C1083112023_C1-127	C1083112023	391575301	1083112023	PIPELINE EAS Dallas	Y	C1 (UHRIP)
C1083612121_C1-127	C1083612121	020992601	1083612121	STONEWALL MRSA West	Y	C1 (UHRIP)
C1083619712_C1-127	C1083619712	112728403	1083619712	IRAAN GENEI MRSA West	Y	C1 (UHRIP)
c1083937593_C1-127	c1083937593	281028501	1083937593	HOUSTON M Harris	Y	C1 (UHRIP)
C1093021719_C1-127	C1093021719	217547301	1093021719	BEHAVIORAL Harris	Y	C1 (UHRIP)
C1093708679_C1-127	C1093708679	111829102	1093708679	ASCENSION F MRSA Centra	Y	C1 (UHRIP)
C1093744187_C1-127	C1093744187	094148602	1093744187	MEMORIAL F Jefferson	Y	C1 (UHRIP)
C1093783391_C1-127	C1093783391	136436606	1093783391	CHRISTUS SP Nueces	Y	C1 (UHRIP)
C1093810327_C1-127	C1093810327	137265806	1093810327	DELL SETON Travis	Y	C1 (UHRIP)
C1104381292_C1-127	C1104381292	414763901	1104381292	TEXAS HEALT Dallas	Y	C1 (UHRIP)
C1104383371_C1-127	C1104383371	401736001	1104383371	GOODALL-W MRSA Centra	Y	C1 (UHRIP)
c1104830900_C1-127	c1104830900	119877204	1104830900	VAL VERDE R MRSA West	Y	C1 (UHRIP)
C1104842475_C1-127	C1104842475	126667806	1104842475	W.J. MANGO Lubbock	Y	C1 (UHRIP)
C1104845015_C1-127	C1104845015	136326908	1104845015	TEXAS HEALT Tarrant	Y	C1 (UHRIP)
C1114435260_C1-127	C1114435260	391576104	1114435260	CROCKETT M MRSA North	Y	C1 (UHRIP)
C1114903523_C1-127	C1114903523	207311601	1114903523	BRIM HEALTH MRSA North	Y	C1 (UHRIP)
C1114998911_C1-127	C1114998911	094178302	1114998911	LAKE GRANB Tarrant	Y	C1 (UHRIP)
C1124052162_C1-127	C1124052162	137907508	1124052162	COUNTY OF Nueces	Y	C1 (UHRIP)
C1124061882_C1-127	C1124061882	121808305	1124061882	JACKSON HE MRSA Centra	Y	C1 (UHRIP)
C1124074273_C1-127	C1124074273	094154402	1124074273	METHODIST Bexar	Y	C1 (UHRIP)
C1124076401_C1-127	C1124076401	130606006	1124076401	WISE HEALTH Tarrant	Y	C1 (UHRIP)
C1124092036_C1-127	C1124092036	112667403	1124092036	CHRISTUS GC MRSA North	Y	C1 (UHRIP)
C1124137054_C1-127	C1124137054	158980601	1124137054	ASCENSION S Travis	Y	C1 (UHRIP)
C1124305065_C1-127	C1124305065	314161601	1124305065	BAYLOR SCO Dallas	Y	C1 (UHRIP)
C1134108053_C1-127	C1134108053	189947801	1134108053	MEDICAL AR MRSA West	Y	C1 (UHRIP)
C1134137466_C1-127	C1134137466	110856504	1134137466	OLNEY HAMI MRSA West	Y	C1 (UHRIP)
C1134166192_C1-127	C1134166192	020977701	1134166192	TEXAS ORTHI Harris	Y	C1 (UHRIP)
C1134172406_C1-127	C1134172406	020950401	1134172406	MEDICAL CIT Tarrant	Y	C1 (UHRIP)
C1144274226_C1-127	C1144274226	112701102	1144274226	NAVARRO RE Dallas	Y	C1 (UHRIP)
C1144294893_C1-127	C1144294893	094347402	1144294893	HEALTHSOU Dallas	Y	C1 (UHRIP)
C1144625153_C1-127	C1144625153	348183001	1144625153	CROSS CREEK Travis	Y	C1 (UHRIP)
C1144756578_C1-127	C1144756578	382091201	1144756578	ENCOMPASS Harris	Y	C1 (UHRIP)
C1144781501_C1-127	C1144781501	407926101	1144781501	BAYLOR SCO Travis	Y	C1 (UHRIP)
C1154315307_C1-127	C1154315307	135226205	1154315307	BAYLOR SCO MRSA Centra	Y	C1 (UHRIP)
C1154317774_C1-127	C1154317774	147918003	1154317774	GRIMES ST JC MRSA Centra	Y	C1 (UHRIP)
C1154324952_C1-127	C1154324952	284333604	1154324952	LIBERTY DAY Jefferson	Y	C1 (UHRIP)
C1154361475_C1-127	C1154361475	181706601	1154361475	ST. JOSEPH N Harris	Y	C1 (UHRIP)
C1154612638_C1-127	C1154612638	286326801	1154612638	ASCENSION S Travis	Y	C1 (UHRIP)
C1154618742_C1-127	C1154618742	292096901	1154618742	VALLEY BAPT Hidalgo	Y	C1 (UHRIP)
C1154782548_C1-127	C1154782548	371439601	1154782548	PALMS BEHA Hidalgo	Y	C1 (UHRIP)
C1154893675_C1-127	C1154893675	413256501	1154893675	SOUTH PLAIN Lubbock	Y	C1 (UHRIP)
C1164510673_C1-127	C1164510673	121816602	1164510673	PALESTINE RI MRSA North	Y	C1 (UHRIP)
C1164526786_C1-127	C1164526786	135225404	1164526786	ASCENSION S Travis	Y	C1 (UHRIP)
C1164688495_C1-127	C1164688495	206083201	1164688495	KIMBLE HOSI MRSA West	Y	C1 (UHRIP)
C1174021695_C1-127	C1174021695	389645801	1174021695	REHABILITAT MRSA North	Y	C1 (UHRIP)
C1174522494_C1-127	C1174522494	020993401	1174522494	OMNIPOINT Jefferson	Y	C1 (UHRIP)
C1174526529_C1-127	C1174526529	138913209	1174526529	TITUS REGIO MRSA North	Y	C1 (UHRIP)
C1174533343_C1-127	C1174533343	130614405	1174533343	TEXAS HEALT Tarrant	Y	C1 (UHRIP)
C1174563779_C1-127	C1174563779	127298107	1174563779	PERMIAN RE MRSA West	Y	C1 (UHRIP)
C1174576698_C1-127	C1174576698	020817501	1174576698	HCA HOUSTC Harris	Y	C1 (UHRIP)
C1184056954_C1-127	C1184056954	339869503	1184056954	ROCK SPRINC Travis	Y	C1 (UHRIP)

C1184132524_C1-127	C1184132524	388696201	1184132524	PITTSBURG H	MRSA North	Y	C1 (UHRIP)
c1184179194_C1-127	c1184179194	376837601	1184179194	HOUSTON M	Harris	Y	C1 (UHRIP)
C1184607897_C1-127	C1184607897	112702904	1184607897	HASKELL MEI	MRSA West	Y	C1 (UHRIP)
C1184622847_C1-127	C1184622847	127300503	1184622847	CHI ST. LUKE'	Harris	Y	C1 (UHRIP)
C1184631673_C1-127	C1184631673	136325111	1184631673	MITCHELL CC	MRSA West	Y	C1 (UHRIP)
C1184868879_C1-127	C1184868879	210274101	1184868879	ST LUKE'S LA	Harris	Y	C1 (UHRIP)
C1184911877_C1-127	C1184911877	294543801	1184911877	VALLEY BAPT	Hidalgo	Y	C1 (UHRIP)
C1194743013_C1-127	C1194743013	138910807	1194743013	CHILDREN'S I	Dallas	Y	C1 (UHRIP)
C1194753590_C1-127	C1194753590	330388501	1194753590	BAYLOR SCO'	Tarrant	Y	C1 (UHRIP)
C1194787218_C1-127	C1194787218	020844901	1194787218	CHRISTUS SA	Bexar	Y	C1 (UHRIP)
C1194798801_C1-127	C1194798801	094352403	1194798801	ENCOMPASS	Harris	Y	C1 (UHRIP)
C1194893263_C1-127	C1194893263	138353107	1194893263	SEYMOUR HC	MRSA West	Y	C1 (UHRIP)
C1205018439_C1-127	C1205018439	020966001	1205018439	BAYLOR SCO'	Dallas	Y	C1 (UHRIP)
C1205164928_C1-127	C1205164928	212060201	1205164928	RICE MEDICA	MRSA Centra	Y	C1 (UHRIP)
C1205833985_C1-127	C1205833985	112679902	1205833985	MISSION REC	Hidalgo	Y	C1 (UHRIP)
C1205900370_C1-127	C1205900370	133355104	1205900370	HARRIS COU	Harris	Y	C1 (UHRIP)
C1205999232_C1-127	C1205999232	184076101	1205999232	HICKORY TR	Dallas	Y	C1 (UHRIP)
C1215296884_C1-127	C1215296884	316296801	1215296884	TEXAS HEALT	Tarrant	Y	C1 (UHRIP)
C1215354899_C1-127	C1215354899	344854001	1215354899	WESTPARK S	Harris	Y	C1 (UHRIP)
C1215969787_C1-127	C1215969787	133245406	1215969787	THE HOSPITA	El Paso	Y	C1 (UHRIP)
C1225038938_C1-127	C1225038938	130089906	1225038938	BALLINGER N	MRSA West	Y	C1 (UHRIP)
C1225146400_C1-127	C1225146400	133258705	1225146400	COVENANT H	Lubbock	Y	C1 (UHRIP)
C1225289499_C1-127	C1225289499	281514401	1225289499	GRACE SURG	Lubbock	Y	C1 (UHRIP)
C1235685892_C1-127	C1235685892	376537203	1235685892	FREESTONE I	MRSA Centra	Y	C1 (UHRIP)
C1245237593_C1-127	C1245237593	112704504	1245237593	OCHILTREE G	MRSA West	Y	C1 (UHRIP)
C1245344472_C1-127	C1245344472	021196301	1245344472	NORTH TEXA	MRSA West	Y	C1 (UHRIP)
C1245422567_C1-127	C1245422567	209190201	1245422567	ENCOMPASS	Travis	Y	C1 (UHRIP)
C1245878990_C1-127	C1245878990	412747401	1245878990	HUNTSVILLE	Jefferson	Y	C1 (UHRIP)
C1255325817_C1-127	C1255325817	136143806	1255325817	MIDLAND MI	MRSA West	Y	C1 (UHRIP)
C1255384533_C1-127	C1255384533	094192402	1255384533	MEDICAL CIT	Tarrant	Y	C1 (UHRIP)
C1255708715_C1-127	C1255708715	358963201	1255708715	OUR CHILDRI	Dallas	Y	C1 (UHRIP)
C1265430177_C1-127	C1265430177	135223905	1265430177	BAYLOR SCO'	Dallas	Y	C1 (UHRIP)
C1265568638_C1-127	C1265568638	190123303	1265568638	BAYLOR SCO'	Travis	Y	C1 (UHRIP)
C1265772362_C1-127	C1265772362	326725404	1265772362	BAYLOR SCO'	MRSA Centra	Y	C1 (UHRIP)
C1275580938_C1-127	C1275580938	094187402	1275580938	HCA HOUSTC	Harris	Y	C1 (UHRIP)
C1275581852_C1-127	C1275581852	133244705	1275581852	ROLLING PLA	MRSA West	Y	C1 (UHRIP)
C1275592131_C1-127	C1275592131	126679303	1275592131	METHODIST	Dallas	Y	C1 (UHRIP)
C1275813610_C1-127	C1275813610	301006801	1275813610	ENCOMPASS	Harris	Y	C1 (UHRIP)
C1275956807_C1-127	C1275956807	345305201	1275956807	GEORGETON	Travis	Y	C1 (UHRIP)
C1285191452_C1-127	C1285191452	405102101	1285191452	SCENIC MOU	MRSA West	Y	C1 (UHRIP)
C1285258640_C1-127	C1285258640	415930301	1285258640	WELLBRIDGE	Tarrant	Y	C1 (UHRIP)
C1285798918_C1-127	C1285798918	175287501	1285798918	UT SOUTHW	Dallas	Y	C1 (UHRIP)
C1295736734_C1-127	C1295736734	020976902	1295736734	CHRISTUS ST	MRSA North	Y	C1 (UHRIP)
C1295739258_C1-127	C1295739258	121799406	1295739258	RANKIN COU	MRSA West	Y	C1 (UHRIP)
C1295764553_C1-127	C1295764553	179272301	1295764553	SCHLEICHER	MRSA West	Y	C1 (UHRIP)
C1295781227_C1-127	C1295781227	148698701	1295781227	WINNIE COM	Jefferson	Y	C1 (UHRIP)
C1295788735_C1-127	C1295788735	146021401	1295788735	MEMORIAL H	Harris	Y	C1 (UHRIP)
C1295843787_C1-127	C1295843787	192751901	1295843787	MEMORIAL H	Harris	Y	C1 (UHRIP)
C1306268321_C1-127	C1306268321	342897103	1306268321	HOUSTON M	Harris	Y	C1 (UHRIP)
C1306897277_C1-127	C1306897277	111905902	1306897277	MEDICAL CIT	Tarrant	Y	C1 (UHRIP)
C1316197767_C1-127	C1316197767	199602701	1316197767	CRANE COUN	MRSA West	Y	C1 (UHRIP)
C1316911068_C1-127	C1316911068	184505902	1316911068	CHRISTUS TR	MRSA North	Y	C1 (UHRIP)
C1316933609_C1-127	C1316933609	174662001	1316933609	TEXAS HEALT	Dallas	Y	C1 (UHRIP)
C1316936990_C1-127	C1316936990	138951211	1316936990	UNIVERSITY I	El Paso	Y	C1 (UHRIP)
C1326015595_C1-127	C1326015595	112742503	1326015595	CLARITY CHIL	Bexar	Y	C1 (UHRIP)
C1326025701_C1-127	C1326025701	091770005	1326025701	CONCHO COI	MRSA West	Y	C1 (UHRIP)
C1326037607_C1-127	C1326037607	121792903	1326037607	HAMILTON G	MRSA Centra	Y	C1 (UHRIP)

C1326052226_C1-127	C1326052226	021194801	1326052226	AUSTIN STAT	Travis	Y	C1 (UHRIP)
C1326079534_C1-127	C1326079534	133250406	1326079534	CHILDRESS R	MRSA West	Y	C1 (UHRIP)
C1326134255_C1-127	C1326134255	217884004	1326134255	DIMITT REG	MRSA West	Y	C1 (UHRIP)
C1326349986_C1-127	C1326349986	220798701	1326349986	MID COAST M	MRSA Centra	Y	C1 (UHRIP)
C1326546797_C1-127	C1326546797	387377001	1326546797	HENDERSON	MRSA Northe	Y	C1 (UHRIP)
C1336172105_C1-127	C1336172105	112677302	1336172105	TEXAS HEALT	Tarrant	Y	C1 (UHRIP)
C1346544616_C1-127	C1346544616	281406304	1346544616	COMANCHE	MRSA Centra	Y	C1 (UHRIP)
C1346724879_C1-127	C1346724879	400811201	1346724879	RIO VISTA BE	El Paso	Y	C1 (UHRIP)
C1346729159_C1-127	C1346729159	395486901	1346729159	BAYLOR SCO	Travis	Y	C1 (UHRIP)
C1356312243_C1-127	C1356312243	094224503	1356312243	BIG BEND RE	MRSA West	Y	C1 (UHRIP)
C1356418974_C1-127	C1356418974	088189803	1356418974	THROCKMOF	MRSA West	Y	C1 (UHRIP)
C1356446686_C1-127	C1356446686	094153604	1356446686	ASCENSION S	Travis	Y	C1 (UHRIP)
C1356960132_C1-127	C1356960132	Pending 1	1356960132	TEXAS HEALT	Tarrant	Y	C1 (UHRIP)
C1366871600_C1-127	C1366871600	337018101	1366871600	ENCOMPASS	Dallas	Y	C1 (UHRIP)
C1366880627_C1-127	C1366880627	339487601	1366880627	MESA SPRINC	Tarrant	Y	C1 (UHRIP)
C1376071530_C1-127	C1376071530	379200401	1376071530	METHODIST	Bexar	Y	C1 (UHRIP)
C1376662296_C1-127	C1376662296	192622201	1376662296	CEDAR PARK	Travis	Y	C1 (UHRIP)
C1376829812_C1-127	C1376829812	315341301	1376829812	ENCOMPASS	Harris	Y	C1 (UHRIP)
C1386652527_C1-127	C1386652527	094221102	1386652527	CORNERSTOI	Hidalgo	Y	C1 (UHRIP)
C1386779304_C1-127	C1386779304	191968002	1386779304	EL PASO BEH	El Paso	Y	C1 (UHRIP)
C1386902138_C1-127	C1386902138	308032701	1386902138	PAMPA REGI	MRSA West	Y	C1 (UHRIP)
C1396138970_C1-127	C1396138970	353712801	1396138970	BAYLOR SCO	Travis	Y	C1 (UHRIP)
C1396184180_C1-127	C1396184180	336658501	1396184180	BEHAVIORAL	MRSA West	Y	C1 (UHRIP)
C1396731105_C1-127	C1396731105	094186602	1396731105	DOCTORS HC	Hidalgo	Y	C1 (UHRIP)
C1396746129_C1-127	C1396746129	139172412	1396746129	MEMORIAL M	MRSA Northe	Y	C1 (UHRIP)
C1396748471_C1-127	C1396748471	121787905	1396748471	PARKVIEW H	MRSA West	Y	C1 (UHRIP)
C1396778064_C1-127	C1396778064	131036903	1396778064	TEXAS HEALT	Tarrant	Y	C1 (UHRIP)
C1396779948_C1-127	C1396779948	020908201	1396779948	TEXAS HEALT	Dallas	Y	C1 (UHRIP)
C1407121189_C1-127	C1407121189	316360201	1407121189	COLEMAN CC	MRSA West	Y	C1 (UHRIP)
C1407169196_C1-127	C1407169196	282322101	1407169196	TEXAS HEALT	Tarrant	Y	C1 (UHRIP)
C1407191984_C1-127	C1407191984	322879301	1407191984	BSA HOSPITA	Lubbock	Y	C1 (UHRIP)
C1407364847_C1-127	C1407364847	388347201	1407364847	TYLER REGIO	MRSA Northe	Y	C1 (UHRIP)
C1407862170_C1-127	C1407862170	127320302	1407862170	KERRVILLE S	MRSA West	Y	C1 (UHRIP)
C1407990088_C1-127	C1407990088	281219001	1407990088	ST. LUKE'S P	Harris	Y	C1 (UHRIP)
C1417465824_C1-127	C1417465824	387515501	1417465824	ATHENS HOS	MRSA Northe	Y	C1 (UHRIP)
C1417471467_C1-127	C1417471467	385345901	1417471467	MEDICAL CIT	Tarrant	Y	C1 (UHRIP)
C1417941295_C1-127	C1417941295	127278304	1417941295	UNIVERSITY	MRSA Northe	Y	C1 (UHRIP)
C1417980202_C1-127	C1417980202	120726804	1417980202	TEXAS HEALT	Tarrant	Y	C1 (UHRIP)
C1427048453_C1-127	C1427048453	212140201	1427048453	MEDINA REG	Bexar	Y	C1 (UHRIP)
C1427048743_C1-127	C1427048743	210433301	1427048743	RED RIVER H	MRSA West	Y	C1 (UHRIP)
C1427374222_C1-127	C1427374222	288662403	1427374222	ENCOMPASS	Tarrant	Y	C1 (UHRIP)
C1427472463_C1-127	C1427472463	343723801	1427472463	RESOLUTE HI	Bexar	Y	C1 (UHRIP)
C1437102639_C1-127	C1437102639	112698903	1437102639	MEDICAL CIT	Dallas	Y	C1 (UHRIP)
C1437148020_C1-127	C1437148020	138911619	1437148020	CUERO REGI	MRSA Centra	Y	C1 (UHRIP)
C1437171568_C1-127	C1437171568	127319504	1437171568	COVENANT C	Lubbock	Y	C1 (UHRIP)
C1447228747_C1-127	C1447228747	020811801	1447228747	CHRISTUS SP	Nueces	Y	C1 (UHRIP)
C1447250253_C1-127	C1447250253	139485012	1447250253	BAYLOR UNIV	Dallas	Y	C1 (UHRIP)
C1447259627_C1-127	C1447259627	136381405	1447259627	TYLER COUN	Jefferson	Y	C1 (UHRIP)
C1447355771_C1-127	C1447355771	186599001	1447355771	DELL CHILDR	Travis	Y	C1 (UHRIP)
C1447574819_C1-127	C1447574819	112688004	1447574819	FRIIO REGION	MRSA West	Y	C1 (UHRIP)
C1447883301_C1-127	C1447883301	415580601	1447883301	CHRISTUS SA	Travis	Y	C1 (UHRIP)
C1457382798_C1-127	C1457382798	094140302	1457382798	TEXAS HEALT	Dallas	Y	C1 (UHRIP)
C1457393571_C1-127	C1457393571	364187001	1457393571	ANSON HOSF	MRSA West	Y	C1 (UHRIP)
C1457791105_C1-127	C1457791105	333289201	1457791105	DALLAS BEH	Dallas	Y	C1 (UHRIP)
C1467442418_C1-127	C1467442418	137245009	1467442418	NORTHWEST	Lubbock	Y	C1 (UHRIP)
C1467453902_C1-127	C1467453902	094353202	1467453902	CHRISTUS ST	MRSA Northe	Y	C1 (UHRIP)
C1477061885_C1-127	C1477061885	388701003	1477061885	QUITMAN HC	MRSA Northe	Y	C1 (UHRIP)

C1477516466_C1-127	C1477516466	137249208	1477516466	BAYLOR SCO	MRSA Centra	Y	C1 (UHRIP)
C1477594299_C1-127	C1477594299	126840107	1477594299	COLLINGSWC	MRSA West	Y	C1 (UHRIP)
C1477643690_C1-127	C1477643690	139135109	1477643690	TEXAS CHILD	Harris	Y	C1 (UHRIP)
C1477669208_C1-127	C1477669208	021195501	1477669208	NORTH TEXA	MRSA West	Y	C1 (UHRIP)
C1477731156_C1-127	C1477731156	209804801	1477731156	ENCOMPASS	Harris	Y	C1 (UHRIP)
C1487271375_C1-127	C1487271375	Pending 2	1487271375	METHODIST	Dallas	Y	C1 (UHRIP)
C1487607792_C1-127	C1487607792	094164302	1487607792	WOODLAND	MRSA Northe	Y	C1 (UHRIP)
C1487639175_C1-127	C1487639175	121053605	1487639175	KNOX COUN	MRSA West	Y	C1 (UHRIP)
C1497708929_C1-127	C1497708929	111915801	1497708929	PARKVIEW R	MRSA Centra	Y	C1 (UHRIP)
c1497726343_C1-127	c1497726343	136430906	1497726343	HILL COUNTF	MRSA Centra	Y	C1 (UHRIP)
C1497871628_C1-127	C1497871628	094219503	1497871628	HOUSTON M	Harris	Y	C1 (UHRIP)
C1508810573_C1-127	C1508810573	020973601	1508810573	CORPUS CHR	Nueces	Y	C1 (UHRIP)
C1508899204_C1-127	C1508899204	127304703	1508899204	TEXAS HEALT	Tarrant	Y	C1 (UHRIP)
C1518253194_C1-127	C1518253194	316076401	1518253194	SWISHER ME	Lubbock	Y	C1 (UHRIP)
C1518287721_C1-127	C1518287721	219907701	1518287721	ENCOMPASS	Harris	Y	C1 (UHRIP)
C1518911833_C1-127	C1518911833	094105602	1518911833	MEDICAL CIT	Tarrant	Y	C1 (UHRIP)
C1518937218_C1-127	C1518937218	112745802	1518937218	RIVER CREST	MRSA West	Y	C1 (UHRIP)
C1528027786_C1-127	C1528027786	135032405	1528027786	METHODIST	Dallas	Y	C1 (UHRIP)
C1528064649_C1-127	C1528064649	138644310	1528064649	HENDRICK M	MRSA West	Y	C1 (UHRIP)
C1538150370_C1-127	C1538150370	121193005	1538150370	SHAMROCK C	MRSA West	Y	C1 (UHRIP)
C1538264866_C1-127	C1538264866	094382101	1538264866	ASCENSION S	Travis	Y	C1 (UHRIP)
C1538522412_C1-127	C1538522412	369162801	1538522412	THE HOSPITA	El Paso	Y	C1 (UHRIP)
C1538667035_C1-127	C1538667035	387663301	1538667035	CARTHAGE H	MRSA Northe	Y	C1 (UHRIP)
C1548226988_C1-127	C1548226988	094092602	1548226988	UNIVERSITY (Harris	Y	C1 (UHRIP)
C1548232044_C1-127	C1548232044	162033801	1548232044	LAREDO MEC	Hidalgo	Y	C1 (UHRIP)
C1548233265_C1-127	C1548233265	021168201	1548233265	ENCOMPASS	Bexar	Y	C1 (UHRIP)
C1548286172_C1-127	C1548286172	132812205	1548286172	DRISCOLL CH	Nueces	Y	C1 (UHRIP)
C1548291883_C1-127	C1548291883	020982701	1548291883	TEXAS HEALT	Dallas	Y	C1 (UHRIP)
c1548387418_C1-127	c1548387418	137949705	1548387418	HOUSTON M	Harris	Y	C1 (UHRIP)
C1548546088_C1-127	C1548546088	309446801	1548546088	ENCOMPASS	Travis	Y	C1 (UHRIP)
C1558349399_C1-127	C1558349399	322916301	1558349399	HEART OF TE	MRSA West	Y	C1 (UHRIP)
C1558354241_C1-127	C1558354241	109588703	1558354241	HEMPHILL C	MRSA West	Y	C1 (UHRIP)
C1558659714_C1-127	C1558659714	291854201	1558659714	EL PASO CHIL	El Paso	Y	C1 (UHRIP)
C1568454403_C1-127	C1568454403	133544006	1568454403	HEREFORD R	Lubbock	Y	C1 (UHRIP)
C1578547345_C1-127	C1578547345	130734007	1578547345	MEMORIAL M	MRSA Northe	Y	C1 (UHRIP)
C1578588463_C1-127	C1578588463	136330112	1578588463	COGDELL ME	MRSA West	Y	C1 (UHRIP)
C1578780870_C1-127	C1578780870	194106401	1578780870	ASCENSION S	Travis	Y	C1 (UHRIP)
C1578809505_C1-127	C1578809505	333086201	1578809505	AUSTIN OAKS	Travis	Y	C1 (UHRIP)
C1598744856_C1-127	C1598744856	159156201	1598744856	BAPTIST MEC	Bexar	Y	C1 (UHRIP)
C1598746703_C1-127	C1598746703	112692202	1598746703	FISHER COUN	MRSA West	Y	C1 (UHRIP)
C1598749707_C1-127	C1598749707	112706003	1598749707	CHRISTUS SO	Jefferson	Y	C1 (UHRIP)
C1598750721_C1-127	C1598750721	131038504	1598750721	HUNT REGIO	Dallas	Y	C1 (UHRIP)
c1598764359_C1-127	c1598764359	121829905	1598764359	WEST OAKS I	Harris	Y	C1 (UHRIP)
C1609275585_C1-127	C1609275585	349366001	1609275585	HCA HOUSTC	Harris	Y	C1 (UHRIP)
C1609855139_C1-127	C1609855139	151691601	1609855139	BAYLOR SCO	Dallas	Y	C1 (UHRIP)
C1619115383_C1-127	C1619115383	208013701	1619115383	ASCENSION S	Travis	Y	C1 (UHRIP)
C1619368339_C1-127	C1619368339	350190001	1619368339	MULESHOE A	MRSA West	Y	C1 (UHRIP)
C1619924719_C1-127	C1619924719	112716902	1619924719	RIO GRANDE	Hidalgo	Y	C1 (UHRIP)
C1629021845_C1-127	C1629021845	094216103	1629021845	NORTH AUST	Travis	Y	C1 (UHRIP)
C1629064928_C1-127	C1629064928	171461001	1629064928	TEXAS HEALT	Tarrant	Y	C1 (UHRIP)
C1629089966_C1-127	C1629089966	094119702	1629089966	ADVENTHEAI	MRSA Centra	Y	C1 (UHRIP)
C1629138029_C1-127	C1629138029	193399601	1629138029	TEXAS HEALT	Dallas	Y	C1 (UHRIP)
C1639176456_C1-127	C1639176456	130826407	1639176456	COON MEMC	MRSA West	Y	C1 (UHRIP)
C1649223645_C1-127	C1649223645	020957901	1649223645	ROUND ROCI	Travis	Y	C1 (UHRIP)
C1649243353_C1-127	C1649243353	021175701	1649243353	ENCOMPASS	MRSA Northe	Y	C1 (UHRIP)
C1649273434_C1-127	C1649273434	171848805	1649273434	BAYLOR SCO	Dallas	Y	C1 (UHRIP)
C1659308948_C1-127	C1659308948	127301306	1659308948	MOTHER FRA	MRSA Northe	Y	C1 (UHRIP)

C1659323772_C1-127	C1659323772	094193202	1659323772	MEDICAL CIT Tarrant	Y	C1 (UHRIP)
C1659352987_C1-127	C1659352987	162965101	1659352987	USMD HOSPI Tarrant	Y	C1 (UHRIP)
C1659362630_C1-127	C1659362630	176692501	1659362630	ST. MARK'S N Travis	Y	C1 (UHRIP)
C1659525236_C1-127	C1659525236	204254101	1659525236	METHODIST Bexar	Y	C1 (UHRIP)
C1659539567_C1-127	C1659539567	313188001	1659539567	ENCOMPASS MRSA West	Y	C1 (UHRIP)
C1659559573_C1-127	C1659559573	298019501	1659559573	ST LUKES SU(Harris	Y	C1 (UHRIP)
C1669472387_C1-127	C1669472387	135036506	1669472387	BAYLOR SCO Tarrant	Y	C1 (UHRIP)
C1669752234_C1-127	C1669752234	309798201	1669752234	BAPTIST NEI(Bexar	Y	C1 (UHRIP)
C1679526982_C1-127	C1679526982	420957901	1679526982	BROWNWOC MRSA West	Y	C1 (UHRIP)
C1679528889_C1-127	C1679528889	112717702	1679528889	ST. DAVID'S S Travis	Y	C1 (UHRIP)
C1679557888_C1-127	C1679557888	138296208	1679557888	CHRISTUS SO Jefferson	Y	C1 (UHRIP)
C1679560866_C1-127	C1679560866	136145310	1679560866	MARTIN COL MRSA West	Y	C1 (UHRIP)
C1679578439_C1-127	C1679578439	094108002	1679578439	MOTHER FRA MRSA North	Y	C1 (UHRIP)
C1679678767_C1-127	C1679678767	130959304	1679678767	MATAGORDA Harris	Y	C1 (UHRIP)
C1679903967_C1-127	C1679903967	348928801	1679903967	BAYLOR SCO Tarrant	Y	C1 (UHRIP)
C1689098790_C1-127	C1689098790	348990801	1689098790	HOUSTON BE Harris	Y	C1 (UHRIP)
C1689628984_C1-127	C1689628984	020943901	1689628984	MEDICAL CIT Dallas	Y	C1 (UHRIP)
C1689629941_C1-127	C1689629941	186221101	1689629941	METHODIST Tarrant	Y	C1 (UHRIP)
C1689630865_C1-127	C1689630865	137909111	1689630865	MEMORIAL M Nueces	Y	C1 (UHRIP)
C1689641680_C1-127	C1689641680	121775403	1689641680	CHRISTUS SP Nueces	Y	C1 (UHRIP)
C1689648339_C1-127	C1689648339	094349003	1689648339	ENCOMPASS MRSA West	Y	C1 (UHRIP)
C1689650616_C1-127	C1689650616	112697102	1689650616	MEMORIAL F Jefferson	Y	C1 (UHRIP)
C1689650921_C1-127	C1689650921	137074409	1689650921	EASTLAND M MRSA West	Y	C1 (UHRIP)
C1689655912_C1-127	C1689655912	127310404	1689655912	NOCONA GEI MRSA North	Y	C1 (UHRIP)
C1689692402_C1-127	C1689692402	021215104	1689692402	CEDAR CRES MRSA Centra	Y	C1 (UHRIP)
C1699726406_C1-127	C1699726406	127311205	1699726406	MEDICAL CIT Dallas	Y	C1 (UHRIP)
C1699749341_C1-127	C1699749341	199329702	1699749341	ENCOMPASS Tarrant	Y	C1 (UHRIP)
C1699770149_C1-127	C1699770149	120745806	1699770149	MUENSTER M MRSA North	Y	C1 (UHRIP)
C1699772541_C1-127	C1699772541	136412710	1699772541	OTTO KAISER Nueces	Y	C1 (UHRIP)
C1700801909_C1-127	C1700801909	130601104	1700801909	THE HOSPITA El Paso	Y	C1 (UHRIP)
C1700805678_C1-127	C1700805678	121822403	1700805678	ENNIS REGIO Dallas	Y	C1 (UHRIP)
C1700826575_C1-127	C1700826575	216719901	1700826575	GLEN ROSE M MRSA Centra	Y	C1 (UHRIP)
C1700854288_C1-127	C1700854288	127313803	1700854288	LAMB HEALT Lubbock	Y	C1 (UHRIP)
C1700883196_C1-127	C1700883196	127303903	1700883196	OAKBEND MI Harris	Y	C1 (UHRIP)
C1700885076_C1-127	C1700885076	130605205	1700885076	NACOGDOCH MRSA North	Y	C1 (UHRIP)
C1710314141_C1-127	C1710314141	339153401	1710314141	ST. LUKES HC Harris	Y	C1 (UHRIP)
C1710985098_C1-127	C1710985098	337433201	1710985098	TIRR MEMOF Harris	Y	C1 (UHRIP)
C1720033947_C1-127	C1720033947	094160103	1720033947	HEART HOSP Travis	Y	C1 (UHRIP)
C1720088123_C1-127	C1720088123	138411709	1720088123	GUADALUPE Bexar	Y	C1 (UHRIP)
C1720094550_C1-127	C1720094550	112751605	1720094550	EL PASO PSY(El Paso	Y	C1 (UHRIP)
C1720096019_C1-127	C1720096019	136331910	1720096019	WARD MEM(MRSA West	Y	C1 (UHRIP)
C1720279342_C1-127	C1720279342	199238002	1720279342	ENCOMPASS Dallas	Y	C1 (UHRIP)
C1720480627_C1-127	C1720480627	354178101	1720480627	CHILDREN'S I Dallas	Y	C1 (UHRIP)
C1730132234_C1-127	C1730132234	020834001	1730132234	MEMORIAL F Harris	Y	C1 (UHRIP)
C1730187568_C1-127	C1730187568	021203701	1730187568	TEXAS CYPRE Harris	Y	C1 (UHRIP)
C1730697350_C1-127	C1730697350	387381201	1730697350	JACKSONVILL MRSA North	Y	C1 (UHRIP)
C1740233782_C1-127	C1740233782	020934801	1740233782	MEMORIAL F Harris	Y	C1 (UHRIP)
C1740238641_C1-127	C1740238641	135033210	1740238641	COLUMBUS (MRSA Centra	Y	C1 (UHRIP)
C1740273994_C1-127	C1740273994	135235306	1740273994	MEDICAL CEI MRSA West	Y	C1 (UHRIP)
C1740288505_C1-127	C1740288505	121782009	1740288505	UVALDE MEM MRSA West	Y	C1 (UHRIP)
C1740450121_C1-127	C1740450121	193867201	1740450121	HOUSTON N(Harris	Y	C1 (UHRIP)
C1740791748_C1-127	C1740791748	391264401	1740791748	WOODLAND Harris	Y	C1 (UHRIP)
C1750377289_C1-127	C1750377289	112725003	1750377289	BURLESON S MRSA Centra	Y	C1 (UHRIP)
C1750392916_C1-127	C1750392916	149073203	1750392916	ADVENTHEAI MRSA Centra	Y	C1 (UHRIP)
C1750499273_C1-127	C1750499273	158977201	1750499273	ASCENSION S Travis	Y	C1 (UHRIP)
C1750620456_C1-127	C1750620456	333366801	1750620456	OCEANS BEH MRSA West	Y	C1 (UHRIP)
C1750819025_C1-127	C1750819025	377705401	1750819025	HCA HOUSTC Harris	Y	C1 (UHRIP)

C1760417646_C1-127	C1760417646	330811601	1760417646	TMC BONHA	MRSA North	Y	C1 (UHRIP)
C1760598692_C1-127	C1760598692	130616909	1760598692	PECOS COUN	MRSA West	Y	C1 (UHRIP)
C1760628184_C1-127	C1760628184	315440301	1760628184	TEXAS SCOTT	Dallas	Y	C1 (UHRIP)
C1770514077_C1-127	C1770514077	094207002	1770514077	TEXAS HEALT	Dallas	Y	C1 (UHRIP)
C1770536120_C1-127	C1770536120	094109802	1770536120	LAS PALMAS	El Paso	Y	C1 (UHRIP)
C1770573586_C1-127	C1770573586	094113001	1770573586	SOUTH TEXA	Hidalgo	Y	C1 (UHRIP)
C1770579591_C1-127	C1770579591	110803703	1770579591	FORT DUNCA	Hidalgo	Y	C1 (UHRIP)
C1780731737_C1-127	C1780731737	020990001	1780731737	CHI ST JOSEP	MRSA Centra	Y	C1 (UHRIP)
C1780786699_C1-127	C1780786699	152686501	1780786699	PALACIOS CC	Harris	Y	C1 (UHRIP)
C1780823021_C1-127	C1780823021	134772611	1780823021	CORYELL ME	MRSA Centra	Y	C1 (UHRIP)
C1790174860_C1-127	C1790174860	354018901	1790174860	PRIME HEALT	Dallas	Y	C1 (UHRIP)
c1790702371_C1-127	c1790702371	137227806	1790702371	YOAKUM CO	MRSA West	Y	C1 (UHRIP)
C1790777696_C1-127	C1790777696	119874904	1790777696	FAITH COMM	MRSA West	Y	C1 (UHRIP)
C1790782704_C1-127	C1790782704	127294003	1790782704	PETERSON RI	MRSA West	Y	C1 (UHRIP)
C1801826839_C1-127	C1801826839	388217701	1801826839	BAYLOR SCO	Dallas	Y	C1 (UHRIP)
C1801831748_C1-127	C1801831748	131030203	1801831748	NACOGDOCH	MRSA North	Y	C1 (UHRIP)
C1801852736_C1-127	C1801852736	112711003	1801852736	ODESSA REG	MRSA West	Y	C1 (UHRIP)
C1811916901_C1-127	C1811916901	130618504	1811916901	BROWNFIELD	Lubbock	Y	C1 (UHRIP)
C1811942238_C1-127	C1811942238	112724302	1811942238	HCA HOUSTC	Harris	Y	C1 (UHRIP)
C1821004151_C1-127	C1821004151	020844903	1821004151	CHILDRENS H	Bexar	Y	C1 (UHRIP)
C1821011248_C1-127	C1821011248	136141205	1821011248	UNIVERSITY I	Bexar	Y	C1 (UHRIP)
C1821025990_C1-127	C1821025990	094121303	1821025990	MEMORIAL H	MRSA West	Y	C1 (UHRIP)
C1821061532_C1-127	C1821061532	094351601	1821061532	ENCOMPASS	MRSA West	Y	C1 (UHRIP)
C1821062050_C1-127	C1821062050	021173202	1821062050	ENCOMPASS	Tarrant	Y	C1 (UHRIP)
C1821066820_C1-127	C1821066820	094180903	1821066820	LYNN COUNT	Lubbock	Y	C1 (UHRIP)
C1821087164_C1-127	C1821087164	137999206	1821087164	UNIVERSITY I	Lubbock	Y	C1 (UHRIP)
C1821161167_C1-127	C1821161167	021219301	1821161167	TEXAS DSHS-	Hidalgo	Y	C1 (UHRIP)
C1821612284_C1-127	C1821612284	418113301	1821612284	WELLBRIDGE	Dallas	Y	C1 (UHRIP)
C1831140698_C1-127	C1831140698	021224301	1831140698	MEDICAL CIT	Dallas	Y	C1 (UHRIP)
C1831140979_C1-127	C1831140979	121781205	1831140979	LILLIAN M HL	MRSA West	Y	C1 (UHRIP)
C1831170273_C1-127	C1831170273	112684904	1831170273	REEVES COU	MRSA West	Y	C1 (UHRIP)
C1841294246_C1-127	C1841294246	133367602	1841294246	FALLS COMM	MRSA Centra	Y	C1 (UHRIP)
C1841354677_C1-127	C1841354677	133257904	1841354677	TEXAS CENTE	Bexar	Y	C1 (UHRIP)
C1841497153_C1-127	C1841497153	197063401	1841497153	GOLDEN PLA	Lubbock	Y	C1 (UHRIP)
C1841562709_C1-127	C1841562709	312239201	1841562709	SETON MEDI	MRSA Centra	Y	C1 (UHRIP)
C1851343909_C1-127	C1851343909	094118902	1851343909	DETAR HEAL	Nueces	Y	C1 (UHRIP)
C1851346407_C1-127	C1851346407	177658501	1851346407	UNIVERSITY I	Tarrant	Y	C1 (UHRIP)
C1851390967_C1-127	C1851390967	194997601	1851390967	TEXOMA ME	MRSA North	Y	C1 (UHRIP)
C1851632616_C1-127	C1851632616	331242301	1851632616	CRESCENT M	Dallas	Y	C1 (UHRIP)
C1861467573_C1-127	C1861467573	163925401	1861467573	THE MEDICA	Jefferson	Y	C1 (UHRIP)
C1861475626_C1-127	C1861475626	137343308	1861475626	PARMER MEI	MRSA West	Y	C1 (UHRIP)
C1861487779_C1-127	C1861487779	140714001	1861487779	LIMESTONE I	MRSA Centra	Y	C1 (UHRIP)
C1861488579_C1-127	C1861488579	135035706	1861488579	KNAPP MEDI	Hidalgo	Y	C1 (UHRIP)
C1861510521_C1-127	C1861510521	121692107	1861510521	HARDEMAN I	MRSA West	Y	C1 (UHRIP)
C1861598633_C1-127	C1861598633	175965601	1861598633	KINGWOOD I	Harris	Y	C1 (UHRIP)
C1861690364_C1-127	C1861690364	219336901	1861690364	DALLAS MED	Dallas	Y	C1 (UHRIP)
C1871583153_C1-127	C1871583153	135034009	1871583153	ELECTRA MEI	MRSA West	Y	C1 (UHRIP)
C1871599829_C1-127	C1871599829	135151206	1871599829	WILSON COU	Bexar	Y	C1 (UHRIP)
c1871619254_C1-127	c1871619254	140713201	1871619254	HOUSTON M	Harris	Y	C1 (UHRIP)
C1871898478_C1-127	C1871898478	283280001	1871898478	MAYHILL HO	Tarrant	Y	C1 (UHRIP)
C1871911016_C1-127	C1871911016	350857401	1871911016	MEDICAL CIT	Tarrant	Y	C1 (UHRIP)
C1871917971_C1-127	C1871917971	349059101	1871917971	SAN ANTONI	Bexar	Y	C1 (UHRIP)
C1881600682_C1-127	C1881600682	137918204	1881600682	BIG SPRING S	MRSA West	Y	C1 (UHRIP)
C1881688976_C1-127	C1881688976	154504801	1881688976	HARLINGEN I	Hidalgo	Y	C1 (UHRIP)
C1881691061_C1-127	C1881691061	346945401	1881691061	GRAHAM REI	MRSA West	Y	C1 (UHRIP)
C1881697878_C1-127	C1881697878	112673204	1881697878	YOAKUM CO	MRSA Centra	Y	C1 (UHRIP)
C1891765178_C1-127	C1891765178	021184901	1891765178	COOK CHILDI	Tarrant	Y	C1 (UHRIP)

c1891789772_C1-127	c1891789772	137962006	1891789772	HOUSTON M Harris	Y	C1 (UHRIP)
C1891882833_C1-127	C1891882833	138962907	1891882833	BAYLOR SCO MRSA Centra	Y	C1 (UHRIP)
C1902047376_C1-127	C1902047376	217744601	1902047376	TEXAS HEALT Tarrant	Y	C1 (UHRIP)
C1902857766_C1-127	C1902857766	020979302	1902857766	MEDICAL CIT Dallas	Y	C1 (UHRIP)
C1912906298_C1-127	C1912906298	136491104	1912906298	TEXAS VISTA Bexar	Y	C1 (UHRIP)
C1912948845_C1-127	C1912948845	165305701	1912948845	PHYSICIANS S Lubbock	Y	C1 (UHRIP)
C1922031541_C1-127	C1922031541	121794503	1922031541	TEXAS HEALT MRSA Centra	Y	C1 (UHRIP)
C1922078815_C1-127	C1922078815	112746602	1922078815	GLEN OAKS F Dallas	Y	C1 (UHRIP)
C1932123247_C1-127	C1932123247	127295703	1932123247	PARKLAND H Dallas	Y	C1 (UHRIP)
C1932152337_C1-127	C1932152337	146509801	1932152337	MEMORIAL F Harris	Y	C1 (UHRIP)
C1932379856_C1-127	C1932379856	200683501	1932379856	SABINE COU MRSA Northe	Y	C1 (UHRIP)
C1932573417_C1-127	C1932573417	368423501	1932573417	CHI ST. JOSEF MRSA Centra	Y	C1 (UHRIP)
C1942208616_C1-127	C1942208616	160630301	1942208616	ST. LUKE'S TH Harris	Y	C1 (UHRIP)
C1942218581_C1-127	C1942218581	133331202	1942218581	RUSK STATE MRSA Northe	Y	C1 (UHRIP)
C1942240189_C1-127	C1942240189	020991801	1942240189	REFUGIO COI Nueces	Y	C1 (UHRIP)
C1942294939_C1-127	C1942294939	127267603	1942294939	ST JOSEPH R MRSA Centra	Y	C1 (UHRIP)
C1942795133_C1-127	C1942795133	414962701	1942795133	ASCENSION S Travis	Y	C1 (UHRIP)
C1952306672_C1-127	C1952306672	141858401	1952306672	CHRISTUS MI MRSA Northe	Y	C1 (UHRIP)
c1952723967_C1-127	c1952723967	336478801	1952723967	HOUSTON M Harris	Y	C1 (UHRIP)
C1962455816_C1-127	C1962455816	020841501	1962455816	HCA HOUSTC Harris	Y	C1 (UHRIP)
C1962497800_C1-127	C1962497800	136327710	1962497800	BAYLOR SCO Travis	Y	C1 (UHRIP)
C1962504340_C1-127	C1962504340	185556101	1962504340	BAYLOR SCO Dallas	Y	C1 (UHRIP)
C1962614834_C1-127	C1962614834	192996002	1962614834	AUSTIN LAKE Travis	Y	C1 (UHRIP)
C1972071991_C1-127	C1972071991	396650901	1972071991	NORTH TEXA MRSA Northe	Y	C1 (UHRIP)
C1972511921_C1-127	C1972511921	138706004	1972511921	SAN ANTONI Bexar	Y	C1 (UHRIP)
C1972517365_C1-127	C1972517365	408600101	1972517365	COVENANT N Lubbock	Y	C1 (UHRIP)
C1972581940_C1-127	C1972581940	112671602	1972581940	BRAZOSPORT Harris	Y	C1 (UHRIP)
C1972590602_C1-127	C1972590602	138950412	1972590602	PALO PINTO MRSA West	Y	C1 (UHRIP)
C1972709970_C1-127	C1972709970	196829901	1972709970	THE HOSPITA El Paso	Y	C1 (UHRIP)
C1982666111_C1-127	C1982666111	137805107	1982666111	MEMORIAL F Harris	Y	C1 (UHRIP)
C1982920773_C1-127	C1982920773	314562501	1982920773	ENCOMPASS Dallas	Y	C1 (UHRIP)
C1992285282_C1-127	C1992285282	133252009	1992285282	HILL REGION MRSA Centra	Y	C1 (UHRIP)
C1992700983_C1-127	C1992700983	121776205	1992700983	BAYLOR SCO Dallas	Y	C1 (UHRIP)
C1992707228_C1-127	C1992707228	137226005	1992707228	SHANNON M MRSA West	Y	C1 (UHRIP)
C1992713119_C1-127	C1992713119	137919003	1992713119	TERRELL STA Dallas	Y	C1 (UHRIP)
C1992753222_C1-127	C1992753222	126675104	1992753222	JPS HEALTH Tarrant	Y	C1 (UHRIP)
C1992767511_C1-127	C1992767511	135233809	1992767511	LAVACA MEC MRSA Centra	Y	C1 (UHRIP)
C1285065623_C2-103	C1285065623	337991901	1285065623	STEPHENS M MRSA West	Y	C2 (ACIA Rural Hospital Best Pr
C1700991700_C2-103	C1700991700	094129604	1700991700	MOORE COU MRSA West	Y	C2 (ACIA Rural Hospital Best Pr
C1992707780_C2-103	C1992707780	094117105	1992707780	HANSFORD C MRSA West	Y	C2 (ACIA Rural Hospital Best Pr
C1285065623_C2-104	C1285065623	337991901	1285065623	STEPHENS M MRSA West	Y	C2 (ACIA Rural Hospital Best Pr
C1700991700_C2-104	C1700991700	094129604	1700991700	MOORE COU MRSA West	Y	C2 (ACIA Rural Hospital Best Pr
C1992707780_C2-104	C1992707780	094117105	1992707780	HANSFORD C MRSA West	Y	C2 (ACIA Rural Hospital Best Pr
C1013957836_C2-129	C1013957836	220351501	1013957836	WILSON N. JC MRSA Northe	Y	C2 (ACIA Maternal Care)
C1528026267_C2-129	C1528026267	110839103	1528026267	LONGVIEW R MRSA Northe	Y	C2 (ACIA Maternal Care)
C1013957836_C2-130	C1013957836	220351501	1013957836	WILSON N. JC MRSA Northe	Y	C2 (ACIA Maternal Care)
C1528026267_C2-130	C1528026267	110839103	1528026267	LONGVIEW R MRSA Northe	Y	C2 (ACIA Maternal Care)
C1013957836_C2-132	C1013957836	220351501	1013957836	WILSON N. JC MRSA Northe	Y	C2 (ACIA Hospital Safety)
C1528026267_C2-132	C1528026267	110839103	1528026267	LONGVIEW R MRSA Northe	Y	C2 (ACIA Hospital Safety)
C1922001775_C2-132	C1922001775	163219201	1922001775	LUBBOCK HE Lubbock	Y	C2 (ACIA Hospital Safety)
C1942292255_C2-132	C1942292255	162459501	1942292255	BAYLOR SCO MRSA Northe	Y	C2 (ACIA Hospital Safety)
C1013957836_C2-133	C1013957836	220351501	1013957836	WILSON N. JC MRSA Northe	Y	C2 (ACIA Hospital Safety)
C1528026267_C2-133	C1528026267	110839103	1528026267	LONGVIEW R MRSA Northe	Y	C2 (ACIA Hospital Safety)
C1922001775_C2-133	C1922001775	163219201	1922001775	LUBBOCK HE Lubbock	Y	C2 (ACIA Hospital Safety)
C1942292255_C2-133	C1942292255	162459501	1942292255	BAYLOR SCO MRSA Northe	Y	C2 (ACIA Hospital Safety)
C1013957836_C2-134	C1013957836	220351501	1013957836	WILSON N. JC MRSA Northe	Y	C2 (ACIA Hospital Safety)
C1528026267_C2-134	C1528026267	110839103	1528026267	LONGVIEW R MRSA Northe	Y	C2 (ACIA Hospital Safety)

C1922001775_C2-134	C1922001775	163219201	1922001775	LUBBOCK HE	Lubbock	Y	C2 (ACIA Hospital Safety)
C1942292255_C2-134	C1942292255	162459501	1942292255	BAYLOR SCO	MRSA Northe	Y	C2 (ACIA Hospital Safety)
C1013957836_C2-135	C1013957836	220351501	1013957836	WILSON N. J	MRSA Northe	Y	C2 (ACIA Hospital Safety)
C1528026267_C2-135	C1528026267	110839103	1528026267	LONGVIEW R	MRSA Northe	Y	C2 (ACIA Hospital Safety)
C1922001775_C2-135	C1922001775	163219201	1922001775	LUBBOCK HE	Lubbock	Y	C2 (ACIA Hospital Safety)
C1942292255_C2-135	C1942292255	162459501	1942292255	BAYLOR SCO	MRSA Northe	Y	C2 (ACIA Hospital Safety)
C1013957836_C1-127	C1013957836	220351501	1013957836	WILSON N. J	MRSA Northe	Y	C1 (UHRIP)
C1053963009_C1-127	C1053963009	409332001	1053963009	CHI ST. JOSEF	MRSA Centra	Y	C1 (UHRIP)
C1285065623_C1-127	C1285065623	337991901	1285065623	STEPHENS M	MRSA West	Y	C1 (UHRIP)
C1477857332_C1-127	C1477857332	083290905	1477857332	BELLVILLE ST	Harris	Y	C1 (UHRIP)
C1528026267_C1-127	C1528026267	110839103	1528026267	LONGVIEW R	MRSA Northe	Y	C1 (UHRIP)
C1700991700_C1-127	C1700991700	094129604	1700991700	MOORE COU	MRSA West	Y	C1 (UHRIP)
C1760567085_C1-127	C1760567085	136332705	1760567085	STARR COUN	Hidalgo	Y	C1 (UHRIP)
C1922001775_C1-127	C1922001775	163219201	1922001775	LUBBOCK HE	Lubbock	Y	C1 (UHRIP)
C1942292255_C1-127	C1942292255	162459501	1942292255	BAYLOR SCO	MRSA Northe	Y	C1 (UHRIP)
C1992707780_C1-127	C1992707780	094117105	1992707780	HANSFORD C	MRSA West	Y	C1 (UHRIP)
C1316931835_C1-127	C1316931835	112707808	1316931835	WILBARGER	MRSA West	Y	C1 (UHRIP)
C1316931835_C2-103	C1316931835	112707808	1316931835	WILBARGER	MRSA West	Y	C2 (ACIA Rural Hospital Best Pr
C1316931835_C2-104	C1316931835	112707808	1316931835	WILBARGER	MRSA West	Y	C2 (ACIA Rural Hospital Best Pr

[illegible]

[illegible]

[illegible]

[illegible]

[illegible]

[illegible]

[illegible]

[illegible]

[illegible]

[illegible]

[illegible]

[illegible]

[illegible]

[illegible]

[illegible]

[illegible]

[illegible]

[illegible]

[illegible]

[illegible]

[illegible]

[illegible]

[illegible]

[illegible]

C2-134	Facility-wide Inpatient Outcome	NA	All payer	Negative	Apr 2022	01/01/21 - 12/31/21
C2-134	Facility-wide Inpatient Outcome	NA	All payer	Negative	Apr 2022	01/01/21 - 12/31/21
C2-135	Harmonized Procedure Outcome	NA	All payer	Negative	Apr 2022	01/01/21 - 12/31/21
C2-135	Harmonized Procedure Outcome	NA	All payer	Negative	Apr 2022	01/01/21 - 12/31/21
C2-135	Harmonized Procedure Outcome	NA	All payer	Negative	Apr 2022	01/01/21 - 12/31/21
C2-135	Harmonized Procedure Outcome	NA	All payer	Negative	Apr 2022	01/01/21 - 12/31/21
C1-127	Medication Reconciliation Outcome	NA	All Payer	Negative	Apr 2022	01/01/21 - 12/31/21
C1-127	Medication Reconciliation Outcome	NA	All Payer	Negative	Apr 2022	01/01/21 - 12/31/21
C1-127	Medication Reconciliation Outcome	NA	All Payer	Negative	Apr 2022	01/01/21 - 12/31/21
C1-127	Medication Reconciliation Outcome	NA	All Payer	Negative	Apr 2022	01/01/21 - 12/31/21
C1-127	Medication Reconciliation Outcome	NA	All Payer	Negative	Apr 2022	01/01/21 - 12/31/21
C1-127	Medication Reconciliation Outcome	NA	All Payer	Negative	Apr 2022	01/01/21 - 12/31/21
C1-127	Medication Reconciliation Outcome	NA	All Payer	Negative	Apr 2022	01/01/21 - 12/31/21
C1-127	Medication Reconciliation Outcome	NA	All Payer	Negative	Apr 2022	01/01/21 - 12/31/21
C1-127	Medication Reconciliation Outcome	NA	All Payer	Negative	Apr 2022	01/01/21 - 12/31/21
C1-127	Medication Reconciliation Outcome	NA	All Payer	Negative	Apr 2022	01/01/21 - 12/31/21
C2-103	Preventive Care and Screening Process	K1-269	Medicaid Managed Care, Other	Positive	Apr 2022	01/01/21 - 12/31/21
C2-104	Preventive Care & Screening Process	K1-105	Medicaid Managed Care, Other	Positive	Apr 2022	01/01/21 - 12/31/21

Y1R2 Measure Eligibility	Y1R2 Provider Class	Y1R2 Source	Y1R2 Data Source - Claims	Y1R2 Data Source - EHR	Y1R2 Data Source - Data Exchange
Eligible	Rural	Y1R1 Reporting Template		E.H.R. administrative	
Eligible	Rural	Y1R1 Reporting Template	CHRISTUS used charge	CHRISTUS used patient	
Eligible	Rural	Y1R1 Reporting Template		Data source per measure	
Eligible	Rural	Y1R1 Reporting Template			
Eligible	Rural	Y1R1 Corrections Template			
Eligible	Rural	Y1R1 Reporting Template	CHRISTUS used charge	CHRISTUS used patient	
Eligible	Rural	Y1R1 Reporting Template		DA2 report was utilized	
Eligible	Rural	Y1R1 Corrections Template		Meditech Expanse is the E.H.R. system	
Eligible	Rural	Y1R1 Corrections Template		A query was built by a facility nurse In	
Eligible	Rural	Y1R1 Reporting Template		Reports were created	
Eligible	Rural	Y1R1 Corrections Template		Our Clinical Informaticist downloaded	
Eligible	Rural	Y1R1 Reporting Template		We utilize the Epic	
Eligible	Rural	Y1R1 Reporting Template	We were able to get		
Eligible	Rural	Y1R1 Reporting Template	We matched the E	We pulled this info	
Eligible	Rural	Y1R1 Reporting Template	Report from billing		
Eligible	Rural	Y1R1 Reporting Template		Data was extracted	
Eligible	Rural	Y1R1 Reporting Template			
Eligible	Rural	Y1R1 Reporting Template		The EHR was utilized	
Eligible	Rural	Y1R1 Corrections Template			
Eligible	Rural	Y1R1 Reporting Template	A report was pulled	FMC's E.H.R., Med	
Eligible	Rural	Y1R1 Reporting Template	Data pulled from c	Denominator pulled	
Eligible	Rural	Y1R1 Reporting Template	Data Extracted for	A report was generated	
Eligible	Rural	Y1R1 Reporting Template	Our billing system		
Eligible	Rural	Y1R1 Reporting Template		We used our E.H.R	
Eligible	Rural	Y1R1 Reporting Template		Immunization reports	
Eligible	Rural	Y1R1 Reporting Template		Pulled data from D	
Eligible	Rural	Y1R1 Corrections Template			
Eligible	Rural	Y1R1 Reporting Template		E.H.R. administrative	
Eligible	Rural	Y1R1 Reporting Template	Claims and billing c	E.H.R. data used to	
Eligible	Rural	Y1R1 Reporting Template			
Eligible	Rural	Y1R1 Reporting Template		We utilize the Epic	
Eligible	Rural	Y1R1 Reporting Template		Allscripts Paragon	
Eligible	Rural	Y1R1 Reporting Template	A report was run v	EHR reports were	
Eligible	Rural	Y1R1 Reporting Template		Ran a report out o	
Eligible	Rural	Y1R1 Reporting Template	CHRISTUS used charge	CHRISTUS used patient	
Eligible	Rural	Y1R1 Reporting Template			
Eligible	Rural	Y1R1 Reporting Template	Ad hoc report from	used ad hoc to run	
Eligible	Rural	Y1R1 Reporting Template		We reviewed the V	
Eligible	Rural	Y1R1 Corrections Template			
Eligible	Rural	Y1R1 Reporting Template	All case info was d		
Eligible	Rural	Y1R1 Reporting Template		Data was extracted	
Eligible	Rural	Y1R1 Reporting Template		Reporting was set	
Eligible	Rural	Y1R1 Reporting Template	Report from billing	Measure report is	
Eligible	Rural	Y1R1 Reporting Template		We utilized a query	
Eligible	Rural	Y1R1 Reporting Template	We used charge co		
Eligible	Rural	Y1R1 Reporting Template		Pulled data from e	
Eligible	Rural	Y1R1 Reporting Template		Allscripts Paragon	
Eligible	Rural	Y1R1 Reporting Template	Evident report	Evident EHR System	
Eligible	Rural	Y1R1 Corrections Template		We will use T-Systems for this information	
Eligible	Rural	Y1R1 Reporting Template		Ran Ad Hoc report	
Eligible	Rural	Y1R1 Reporting Template	Premise billing sys	Cerner is used to g	

Eligible	Rural	Y1R1 Corrections Template	Manual chart reviews were performed
Eligible	Rural	Y1R1 Reporting Template	Meditech and Rap
Eligible	Rural	Y1R1 Reporting Template	We were able to build
Eligible	Rural	Y1R1 Corrections Template	the denominator is the count of unique patients seen during
Eligible	Rural	Y1R1 Reporting Template	Billing reports were
Eligible	Rural	Y1R1 Reporting Template	The EMR was utilized
Eligible	Rural	Y1R1 Reporting Template	We use eMDS software
Eligible	Rural	Y1R1 Reporting Template	The CFO provides
Eligible	Rural	Y1R1 Reporting Template	The unit managers
Eligible	Rural	Y1R1 Reporting Template	We determined if
Eligible	Rural	Y1R1 Reporting Template	The electronic health
Eligible	Rural	Y1R1 Reporting Template	Collected data obtained
Eligible	Rural	Y1R1 Reporting Template	
Eligible	Rural	Y1R1 Reporting Template	Data source is an ambulatory
Eligible	Rural	Y1R1 Reporting Template	
Eligible	Rural	Y1R1 Reporting Template	Report pulled from
Eligible	Rural	Y1R1 Reporting Template	Used reports and data
Eligible	Rural	Y1R1 Corrections Template	We utilized our E.H.R. to generate a report
Eligible	Rural	Y1R1 Reporting Template	Patient list, date of
Eligible	Rural	Y1R1 Reporting Template	Texas Health Resources
Eligible	Rural	Y1R1 Reporting Template	Cerner Electronic Health
Eligible	Rural	Y1R1 Reporting Template	Data source per medical
Eligible	Rural	Y1R1 Reporting Template	We utilize the Epic
Eligible	Rural	Y1R1 Reporting Template	The E.H.R. was the
Eligible	Rural	Y1R1 Reporting Template	The data came from
Eligible	Rural	Y1R1 Reporting Template	CPSI is the EHR user
Eligible	Rural	Y1R1 Reporting Template	E.H.R. administrative
Eligible	Rural	Y1R1 Corrections Template	CHRISTUS used patient data from E.H.
Eligible	Rural	Y1R1 Reporting Template	Baseline Data source
Eligible	Rural	Y1R1 Corrections Template	All inpatients, observation patients or
Eligible	Rural	Y1R1 Corrections Template	
Eligible	Rural	Y1R1 Corrections Template	CHRISTUS used patient data from E.H.
Eligible	Rural	Y1R1 Reporting Template	DA2 report was utilized
Eligible	Rural	Y1R1 Reporting Template	Meditech Expansion
Eligible	Rural	Y1R1 Corrections Template	A query was built by facility nurse Information
Eligible	Rural	Y1R1 Reporting Template	Reports were created
Eligible	Rural	Y1R1 Corrections Template	Our Clinical Informaticist downloaded
Eligible	Rural	Y1R1 Reporting Template	We utilize the Epic
Eligible	Rural	Y1R1 Reporting Template	Search for coding 2
Eligible	Rural	Y1R1 Reporting Template	We pulled this information
Eligible	Rural	Y1R1 Reporting Template	Report from billing
Eligible	Rural	Y1R1 Reporting Template	Data was extracted
Eligible	Rural	Y1R1 Reporting Template	There was a change
Eligible	Rural	Y1R1 Reporting Template	The EHR was utilized
Eligible	Rural	Y1R1 Corrections Template	
Eligible	Rural	Y1R1 Reporting Template	A report was pulled
Eligible	Rural	Y1R1 Reporting Template	FMC's E.H.R., Med
Eligible	Rural	Y1R1 Reporting Template	Report ran within 1
Eligible	Rural	Y1R1 Reporting Template	A report was generated
Eligible	Rural	Y1R1 Reporting Template	Used physician clinical
Eligible	Rural	Y1R1 Reporting Template	We used our E.H.R.
Eligible	Rural	Y1R1 Reporting Template	Pulled data from Data
Eligible	Rural	Y1R1 Corrections Template	
Eligible	Rural	Y1R1 Reporting Template	E.H.R. administrative
Eligible	Rural	Y1R1 Reporting Template	Claims and billing (
Eligible	Rural	Y1R1 Corrections Template	E.H.R. data used to
Eligible	Rural	Y1R1 Corrections Template	Meditech Assessment Screening Flowchart
Eligible	Rural	Y1R1 Reporting Template	We utilize the Epic
Eligible	Rural	Y1R1 Reporting Template	Allscripts Paragon
Eligible	Rural	Y1R1 Reporting Template	The provider ran reports
Eligible	Rural	Y1R1 Reporting Template	Denominator Ran

Eligible	Rural	Y1R1 Reporting Template	CHRISTUS used charge	CHRISTUS used patient	
Eligible	Rural	Y1R1 Reporting Template			
Eligible	Rural	Y1R1 Reporting Template	pulled ad hoc reports	used ad hoc to pull	
Eligible	Rural	Y1R1 Reporting Template		We ran a report of	
Eligible	Rural	Y1R1 Reporting Template	Data was abstracted		
Eligible	Rural	Y1R1 Reporting Template	All case info was d		
Eligible	Rural	Y1R1 Reporting Template		Meditech (EHR) da	
Eligible	Rural	Y1R1 Reporting Template		Tobacco cessation	
Eligible	Rural	Y1R1 Reporting Template	Report from billing	Measure report is	
Eligible	Rural	Y1R1 Reporting Template		We utilized a quer	
Eligible	Rural	Y1R1 Reporting Template	Charge codes were		
Eligible	Rural	Y1R1 Reporting Template		Pulled data from C	
Eligible	Rural	Y1R1 Reporting Template		Allscripts Paragon	
Eligible	Rural	Y1R1 Reporting Template		Evident used to pu	
Eligible	Rural	Y1R1 Corrections Template		This will be done through our EHR Sys	
Eligible	Rural	Y1R1 Reporting Template		Ran Ad Hoc report	
Eligible	Rural	Y1R1 Reporting Template	Premise is the billi	Cerner utilized for	
Eligible	Rural	Y1R1 Reporting Template		This information is	
Eligible	Rural	Y1R1 Reporting Template		Meditech and Rap	
Eligible	Rural	Y1R1 Reporting Template	We are able to pul	We are able to pul	
Eligible	Rural	Y1R1 Corrections Template	the denominator is	the count of unique patients seen du	
Eligible	Rural	Y1R1 Reporting Template		The EMR was utiliz	
Eligible	Rural	Y1R1 Reporting Template		We use CPSI softw	
Eligible	Rural	Y1R1 Reporting Template	The CFO provides	The CERNER EHR	
Eligible	Rural	Y1R1 Reporting Template	We were able to g	We were able to g	
Eligible	Rural	Y1R1 Reporting Template		The electronic hea	
Eligible	Rural	Y1R1 Corrections Template		Collected data obtained from docume	
Eligible	Rural	Y1R1 Corrections Template			
Eligible	Rural	Y1R1 Reporting Template		Data source is an e	
Eligible	Rural	Y1R1 Reporting Template	SEARCHED E H R F	SEARCHED E H R F	
Eligible	Rural	Y1R1 Reporting Template		Data pulled via clir	
Eligible	Rural	Y1R1 Reporting Template		Used reports and c	
Eligible	Rural	Y1R1 Reporting Template	Per the denominat	We utilized our E.H	
Eligible	Rural	Y1R1 Reporting Template		Patient list, date o	
Eligible	Rural	Y1R1 Reporting Template		Texas Health Reso	
Eligible	Rural	Y1R1 Reporting Template		We use i2i Tracks s	
Eligible	Rural	Y1R1 Reporting Template		Baseline Data sour	
Eligible	Rural	Y1R1 Reporting Template		We utilize the Epic	
Eligible	Rural	Y1R1 Reporting Template		The E.H.R. was the	
Eligible	Rural	Y1R1 Corrections Template		The data came from our EHR, Meditec	
Eligible	Rural	Y1R1 Reporting Template		CPSI is the EHR use	
Eligible	Urban	Y1R1 Reporting Template		Texas Health Reso	
Eligible	Urban	Y1R1 Reporting Template		Utilized measure s	
Eligible	Urban	Y1R1 Reporting Template	Based on ICD-10 a		
Eligible	Urban	Y1R1 Reporting Template		E.H.R (Epic) was us	
Eligible	Urban	Y1R1 Reporting Template	Billing/claims data	Meditech is Valley	
Eligible	Urban	Y1R1 Reporting Template	Pulsed in from the	Premier, our Vend	
Eligible	Urban	Y1R1 Reporting Template		Cerner diagnosis c	
Eligible	Urban	Y1R1 Corrections Template		E.H.R. administrative and clinical data	
Eligible	Urban	Y1R1 Reporting Template	Diagnosis codes us	E.H.R. utilized to g	
Eligible	Urban	Y1R1 Reporting Template		Texas Health Reso	
Eligible	Urban	Y1R1 Reporting Template	All CY2021 Admini	Patient Level Admi	
Eligible	Urban	Y1R1 Reporting Template	used billing codes		
Eligible	Urban	Y1R1 Reporting Template	Selected ICD10 pro	Selected clinical in	
Eligible	Urban	Y1R1 Reporting Template	CHRISTUS identifie	CHRISTUS identifie	
Eligible	Urban	Y1R1 Corrections Template		E.H.R. administrative and clinical data	
Eligible	Urban	Y1R1 Reporting Template		We utilize the Epic	

Eligible	Urban	Y1R1 Reporting Templat	Final Coded claims	Meditech electorn	
Eligible	Urban	Y1R1 Reporting Templat	MIDAS Plus is used	Charts are audited	
Eligible	Urban	Y1R1 Corrections Template		E.H.R. administrative and clinical data	
Eligible	Urban	Y1R1 Reporting Templat		Texas Health Reso	
Eligible	Urban	Y1R1 Reporting Templat	MIDAS Plus is used		
Eligible	Urban	Y1R1 Reporting Templat	CHRISTUS identifie	CHRISTUS identifie	
Eligible	Urban	Y1R1 Reporting Templat		We utilize the Epic	
Eligible	Urban	Y1R1 Reporting Templat			
Eligible	Urban	Y1R1 Reporting Templat		Texas Health Reso	
Eligible	Urban	Y1R1 Reporting Templat		Use the EHR to run	
Eligible	Urban	Y1R1 Reporting Templat	Final Coded claims	Meditech electron	
Eligible	Urban	Y1R1 Reporting Templat		We utilize the Epic	
Eligible	Urban	Y1R1 Reporting Templat		We utilize the Epic	
Eligible	Urban	Y1R1 Reporting Templat		We utilize the Epic	
Eligible	Urban	Y1R1 Reporting Templat		E.H.R (Epic) was us	
Eligible	State-Owned Non-IMD	Y1R1 Reporting Templat		UT Southwestern I	
Eligible	Urban	Y1R1 Reporting Templat	CHRISTUS identifie	CHRISTUS identifie	
Eligible	Urban	Y1R1 Reporting Templat		Data is pulled from	
Eligible	Urban	Y1R1 Reporting Templat		Extracted using Ce	
Eligible	Urban	Y1R1 Reporting Templat		Texas Health Reso	
Eligible	Urban	Y1R1 Reporting Templat	Queried Medhost	Queried Medhost	
Eligible	Urban	Y1R1 Reporting Templat	Denominator case		
Eligible	Urban	Y1R1 Reporting Templat		Texas Health Reso	
Eligible	Urban	Y1R1 Reporting Templat		Texas Health Reso	
Eligible	Urban	Y1R1 Reporting Templat		Used our data war	
Eligible	Urban	Y1R1 Reporting Templat	Coded data from C	Data from Epic and	
Eligible	Urban	Y1R1 Reporting Templat	Coded data from C	Data from Epic and	
Eligible	Urban	Y1R1 Reporting Templat	Final Coded claims	Meditech electron	
Eligible	Urban	Y1R1 Reporting Templat		Texas Health Reso	
Eligible	Urban	Y1R1 Reporting Templat	Final Coded claims	Meditech electron	
Eligible	Children's	Y1R1 Reporting Templat		CPN, labor and del	
Eligible	Urban	Y1R1 Reporting Templat		We utilize the Epic	
Eligible	Urban	Y1R1 Reporting Templat	CHRISTUS identifie	CHRISTUS identifie	
Eligible	Urban	Y1R1 Reporting Templat		The EMR is used to	
Eligible	Urban	Y1R1 Reporting Templat		We utilize the Epic	
Eligible	Children's	Y1R1 Reporting Templat		Epic encounter or	
Eligible	Urban	Y1R1 Reporting Templat	EPIC billing data	EPIC clinical inform	
Eligible	Urban	Y1R1 Reporting Templat	Report build for di	Report build for di	
Eligible	Urban	Y1R1 Reporting Templat		Cases from EMR (E	
Eligible	Urban	Y1R1 Reporting Templat	Diagnosis codes, p		
Eligible	Urban	Y1R1 Reporting Templat	Medhost System	Cerner E.H.R. and	
Eligible	Urban	Y1R1 Reporting Templat		Texas Health Reso	
Eligible	Urban	Y1R1 Corrections Template		E.H.R. administrative and clinical data	
Eligible	Urban	Y1R1 Reporting Templat	MIDAS Plus is used		
Eligible	Urban	Y1R1 Reporting Templat	Claims and billing c		
Eligible	Urban	Y1R1 Corrections Template		E.H.R. administrative and clinical data	
Eligible	Urban	Y1R1 Reporting Templat	Billing/claims data	Meditech is Rio's	
Eligible	Urban	Y1R1 Reporting Templat	Claims/Billing Data	Data extraction wa	
Eligible	Urban	Y1R1 Reporting Templat	Based on ICD-10 a		
Eligible	Urban	Y1R1 Reporting Templat		Texas Health Reso	
Eligible	Urban	Y1R1 Reporting Templat	Claims/Billing Data	Data extraction wa	
Eligible	Urban	Y1R1 Reporting Templat	Selected ICD10 pro	Selected clinical in	
Eligible	Urban	Y1R1 Reporting Templat		We utilize the Epic	
Eligible	Urban	Y1R1 Reporting Templat	Claims/Billing Data	Data extraction wa	
Eligible	Urban	Y1R1 Reporting Templat	CHRISTUS identifie	CHRISTUS identifie	
Eligible	Urban	Y1R1 Reporting Templat	CHRISTUS identifie	CHRISTUS identifie	
Eligible	Urban	Y1R1 Reporting Templat	Final Coded claims	Meditech electorn	

Eligible	Urban	Y1R1 Reporting Templat		E.H.R (Epic) was us	
Eligible	Urban	Y1R1 Reporting Templat	CHRISTUS identifie	CHRISTUS identifie	
Eligible	Urban	Y1R1 Reporting Templat	Final Coded claims	Meditech electron	
Eligible	Urban	Y1R1 Reporting Templat	Claims/Billing Data	Data extraction wa	
Eligible	Urban	Y1R1 Reporting Templat		The data was colle	
Eligible	Urban	Y1R1 Reporting Templat	Report pulled patie	Data pulled all deli	
Eligible	Urban	Y1R1 Reporting Templat		Texas Health Reso	
Eligible	Urban	Y1R1 Reporting Templat	Claims/Billing Data	Data extraction wa	
Eligible	Urban	Y1R1 Reporting Templat	We utilized EPSI w		
Eligible	Urban	Y1R1 Reporting Templat			
Eligible	Urban	Y1R1 Reporting Templat		We utilize the Epic	
Eligible	Urban	Y1R1 Reporting Templat	All CY2021 Admini	Patient Level Admi	
Eligible	Children's	Y1R1 Reporting Templat	CHRISTUS identifie	CHRISTUS identifie	
Eligible	Urban	Y1R1 Reporting Templat	IDX platform	Cerner Millenium	
Eligible	Urban	Y1R1 Reporting Templat		Used our data war	
Eligible	Urban	Y1R1 Reporting Templat	Claims and Billing i	The E.H.R. contain	
Eligible	Urban	Y1R1 Reporting Templat	To determine paye	Cerner coded patie	
Eligible	Urban	Y1R1 Reporting Templat	Review of coding c	Review of HER for	
Eligible	Urban	Y1R1 Reporting Templat			
Eligible	Urban	Y1R1 Reporting Templat	Final Coded claims	Meditech electorn	
Eligible	Urban	Y1R1 Reporting Templat			
Eligible	Urban	Y1R1 Reporting Templat		We utilize the Epic	
Eligible	Urban	Y1R1 Reporting Templat		Texas Health Reso	
Eligible	Urban	Y1R1 Reporting Templat	Final Coded claims	Meditech electorn	
Eligible	Urban	Y1R1 Reporting Templat		E.H.R. (Meditech)-	
Eligible	Urban	Y1R1 Corrections Templ	Claims/Billing data	The electronic health record was use	1
Eligible	Urban	Y1R1 Reporting Templat			
Eligible	Urban	Y1R1 Reporting Templat		We utilize the Epic	
Eligible	Urban	Y1R1 Reporting Templat		Data for this meas	
Eligible	Urban	Y1R1 Reporting Templat		Epic EMR Reportin	
Eligible	Urban	Y1R1 Reporting Templat		Texas Health Reso	
Eligible	Urban	Y1R1 Reporting Templat			
Eligible	Urban	Y1R1 Reporting Templat	Patients identified	Cases are manually	
Eligible	Urban	Y1R1 Reporting Templat		Cases from EMR (E	
Eligible	Urban	Y1R1 Reporting Templat	Billing/claims data	Meditech is Valley	
Eligible	Urban	Y1R1 Reporting Templat	Pulsed in from the	Premier, our Vend	
Eligible	Urban	Y1R1 Reporting Templat		Cerner case volum	
Eligible	Urban	Y1R1 Corrections Template		E.H.R. administrative and clinical data	
Eligible	Urban	Y1R1 Reporting Templat	Diagnosis codes us	E.H.R. utilized to g	
Eligible	Urban	Y1R1 Reporting Templat		Texas Health Reso	
Eligible	Urban	Y1R1 Reporting Templat	All CY2021 Admini	Gestational Age ar	
Eligible	Urban	Y1R1 Reporting Templat			
Eligible	Urban	Y1R1 Reporting Templat	Merged data from	Obtained addition	
Eligible	Urban	Y1R1 Reporting Templat	CHRISTUS identifie		
Eligible	Urban	Y1R1 Corrections Template		E.H.R. administrative and clinical data	
Eligible	Urban	Y1R1 Reporting Templat		We utilize the Epic	
Eligible	Urban	Y1R1 Reporting Templat	Final Coded claims	Meditech electorn	
Eligible	Urban	Y1R1 Reporting Templat	Billing data is used	The CPN system is	
Eligible	Urban	Y1R1 Corrections Template		E.H.R. administrative and clinical data	
Eligible	Urban	Y1R1 Reporting Templat		Texas Health Reso	
Eligible	Urban	Y1R1 Reporting Templat	Billing data is used		
Eligible	Urban	Y1R1 Reporting Templat	CHRISTUS identifie		
Eligible	Urban	Y1R1 Reporting Templat		We utilize the Epic	
Eligible	Urban	Y1R1 Reporting Templat			
Eligible	Urban	Y1R1 Reporting Templat		Texas Health Reso	
Eligible	Urban	Y1R1 Reporting Templat		We look at the doc	
Eligible	Urban	Y1R1 Reporting Templat	Final Coded claims	Meditech electorn	

Eligible	Urban	Y1R1 Reporting Templat		We utilize the Epic	
Eligible	Urban	Y1R1 Corrections Template		We utilize the Epic E.H.R system for d	
Eligible	Urban	Y1R1 Reporting Templat		We utilize the EPIC	
Eligible	Urban	Y1R1 Reporting Templat		Cases from EMR (E	
Eligible	State-Owned Non-IMD	Y1R1 Reporting Templat			
Eligible	Urban	Y1R1 Reporting Templat	CHRISTUS identifie		
Eligible	Urban	Y1R1 Reporting Templat	The data source is		
Eligible	Urban	Y1R1 Reporting Templat		Extracted using Ce	
Eligible	Urban	Y1R1 Reporting Templat		Texas Health Reso	
Eligible	Urban	Y1R1 Reporting Templat	Queried Medhost	Queried Medhost	
Eligible	Urban	Y1R1 Reporting Templat	Total denominator		
Eligible	Urban	Y1R1 Reporting Templat		Texas Health Reso	
Eligible	Urban	Y1R1 Reporting Templat		Texas Health Reso	
Eligible	Urban	Y1R1 Reporting Templat		Used our data war	
Eligible	Urban	Y1R1 Reporting Templat	Coded data from C	Data from Epic and	
Eligible	Urban	Y1R1 Reporting Templat	Coded data from C	Data from Epic and	
Eligible	Urban	Y1R1 Reporting Templat	Final Coded claims	Meditech electorn	
Eligible	Urban	Y1R1 Reporting Templat		Texas Health Reso	
Eligible	Urban	Y1R1 Reporting Templat	Final Coded claims	Meditech electorn	
Eligible	Children's	Y1R1 Reporting Templat			
Eligible	Urban	Y1R1 Reporting Templat		We utilize the Epic	
Eligible	Urban	Y1R1 Reporting Templat	CHRISTUS identifie		
Eligible	Urban	Y1R1 Reporting Templat			
Eligible	Urban	Y1R1 Reporting Templat		We utilize the Epic	
Eligible	Children's	Y1R1 Reporting Templat		Epic encounter or	
Eligible	Urban	Y1R1 Reporting Templat	EPIC billing data	EPIC clinical inform	
Eligible	Urban	Y1R1 Reporting Templat	Report build for di	Report build for di	
Eligible	Urban	Y1R1 Reporting Templat		Cases from EMR (E	
Eligible	Urban	Y1R1 Reporting Templat			
Eligible	Urban	Y1R1 Reporting Templat	MedHost System	Cerner E.H.R. and	
Eligible	Urban	Y1R1 Reporting Templat		Texas Health Reso	
Eligible	Urban	Y1R1 Corrections Template		E.H.R. administrative and clinical data	
Eligible	Urban	Y1R1 Reporting Templat	Billing data is used		
Eligible	Urban	Y1R1 Reporting Templat			
Eligible	Urban	Y1R1 Corrections Template		E.H.R. administrative and clinical data	
Eligible	Urban	Y1R1 Reporting Templat	Billing/claims data	Meditech is Rio's	
Eligible	Urban	Y1R1 Reporting Templat	Claims/Billing Data	Data extraction ws	
Eligible	Urban	Y1R1 Reporting Templat	Patients identified	Cases are manually	
Eligible	Urban	Y1R1 Reporting Templat		Texas Health Reso	
Eligible	Urban	Y1R1 Reporting Templat	Claims/Billing Data	Data extraction ws	
Eligible	Urban	Y1R1 Reporting Templat	Merged data from	Obtained addition	
Eligible	Urban	Y1R1 Reporting Templat		We utilize the Epic	
Eligible	Urban	Y1R1 Reporting Templat	Claims/Billing Data	Data extraction ws	
Eligible	Urban	Y1R1 Reporting Templat	CHRISTUS identifie		
Eligible	Urban	Y1R1 Reporting Templat	CHRISTUS identifie		
Eligible	Urban	Y1R1 Reporting Templat	Final Coded claims	Meditech electorn	
Eligible	Urban	Y1R1 Reporting Templat		Cases from EMR (E	
Eligible	Urban	Y1R1 Reporting Templat	CHRISTUS identifie		
Eligible	Urban	Y1R1 Reporting Templat	Final Coded claims	Meditech electorn	
Eligible	Urban	Y1R1 Reporting Templat	Claims/Billing Data	Data extraction ws	
Eligible	Urban	Y1R1 Reporting Templat			
Eligible	Urban	Y1R1 Reporting Templat		Cerner E-quality pl	
Eligible	Urban	Y1R1 Reporting Templat		Texas Health Reso	
Eligible	Urban	Y1R1 Reporting Templat	Claims/Billing Data	Data extraction ws	
Eligible	Urban	Y1R1 Reporting Templat	We utilized EPSI w	We utilized Cerner	
Eligible	Urban	Y1R1 Reporting Templat			
Eligible	Urban	Y1R1 Corrections Template		We utilize the Epic E.H.R system for d	

Eligible	Urban	Y1R1 Reporting Templat	All CY 2021 Admin	Gestational Age ar	
Eligible	Children's	Y1R1 Reporting Templat	CHRISTUS identifie		
Eligible	Urban	Y1R1 Reporting Templat	IDX billing/claims p	Cerner Millennium	
Eligible	Urban	Y1R1 Reporting Templat		Used our data war	
Eligible	Urban	Y1R1 Corrections Templat	Queried Medhost	Queried Medhost at the account level	
Eligible	Urban	Y1R1 Reporting Templat	Pulled from claims	Pulled from Midas	
Eligible	Urban	Y1R1 Reporting Templat	Data is extracted f		
Eligible	Urban	Y1R1 Reporting Templat			
Eligible	Urban	Y1R1 Reporting Templat	Final Coded claims	Meditech electorn	
Eligible	Urban	Y1R1 Reporting Templat			
Eligible	Urban	Y1R1 Reporting Templat		We utilize the Epic	
Eligible	Urban	Y1R1 Reporting Templat		Texas Health Reso	
Eligible	Urban	Y1R1 Reporting Templat	Final Coded claims	Meditech electorn	
Eligible	Urban	Y1R1 Reporting Templat		E.H.R. (Meditech)-	
Eligible	Urban	Y1R1 Reporting Templat	Claims/Billing data	The electronic hea	
Eligible	Urban	Y1R1 Reporting Templat			
Eligible	Urban	Y1R1 Reporting Templat		We utilize the Epic	
Eligible	Urban	Y1R1 Reporting Templat		Data for this meas	
Eligible	Urban	Y1R1 Reporting Templat		Epic EMR Reportin	
Eligible	Urban	Y1R1 Reporting Templat			
Eligible	Urban	Y1R1 Reporting Templat		Texas Health Reso	
Eligible	Urban	Y1R1 Reporting Templat			
Eligible	Urban	Y1R1 Reporting Templat			
Eligible	Urban	Y1R1 Reporting Templat		E.H.R. (Epic) used f	
Eligible	Urban	Y1R1 Reporting Templat	Patient specific da	Patient medical re	
Eligible	Urban	Y1R1 Corrections Template		Coders utilize the E.H.R. to assess the	
Eligible	Urban	Y1R1 Reporting Templat	Patient specific da	Patient medical re	
Eligible	Urban	Y1R1 Corrections Template		Sentri 7 Infection Prevention Software	
Eligible	Urban	Y1R1 Reporting Templat		Data from the EHR	
Eligible	Urban	Y1R1 Reporting Templat		Monthly reports a	
Eligible	Urban	Y1R1 Reporting Templat		Data from the EHR	
Eligible	Urban	Y1R1 Reporting Templat		Texas Health Reso	
Eligible	Urban	Y1R1 Reporting Templat		we utilize EHR to c	
Eligible	Urban	Y1R1 Reporting Templat		Obtain daily and m	
Eligible	Urban	Y1R1 Reporting Templat	Merged data from	Obtained addition	
Eligible	Urban	Y1R1 Reporting Templat			
Eligible	Urban	Y1R1 Reporting Templat		Data from the EHR	
Eligible	Urban	Y1R1 Reporting Templat		We utilize the Epic	
Eligible	Urban	Y1R1 Reporting Templat		Data such as labs,	
Eligible	Urban	Y1R1 Reporting Templat		Data from the EHR	
Eligible	Urban	Y1R1 Reporting Templat		Positive Culture re	
Eligible	Urban	Y1R1 Reporting Templat		Data from the EHR	
Eligible	Urban	Y1R1 Reporting Templat		Texas Health Reso	
Eligible	Urban	Y1R1 Reporting Templat		100% data collecti	
Eligible	Urban	Y1R1 Reporting Templat			
Eligible	Urban	Y1R1 Reporting Templat		We utilize the Epic	
Eligible	Urban	Y1R1 Corrections Template			
Eligible	Urban	Y1R1 Reporting Templat		Texas Health Reso	
Eligible	Urban	Y1R1 Reporting Templat	SMC's patient billin		
Eligible	Urban	Y1R1 Reporting Templat			
Eligible	Urban	Y1R1 Corrections Template		Cerner Millenium E.H.R	
Eligible	Urban	Y1R1 Reporting Templat		Data such as labs,	
Eligible	Urban	Y1R1 Reporting Templat		We utilize the Epic	
Eligible	Urban	Y1R1 Reporting Templat		We utilize the Epic	
Eligible	Urban	Y1R1 Reporting Templat		We utilize the Epic	
Eligible	Urban	Y1R1 Reporting Templat		E.H.R. (Epic) used f	

Eligible	State-Owned Non-IMD	Y1R1 Reporting Templat			
Eligible	Urban	Y1R1 Reporting Templat			
Eligible	Urban	Y1R1 Reporting Templat		Device, microbiolo	
Eligible	Urban	Y1R1 Reporting Templat		Data such as labs,	
Eligible	Urban	Y1R1 Corrections Template		Texas Health Resources has adopted f	
Eligible	Urban	Y1R1 Reporting Templat		Hospital EHR Syste	
Eligible	Urban	Y1R1 Reporting Templat		Texas Health Reso	
Eligible	Urban	Y1R1 Reporting Templat		We utilize the Epic	
Eligible	Urban	Y1R1 Reporting Templat		All positive urine c	
Eligible	Urban	Y1R1 Reporting Templat		Texas Health Reso	
Eligible	Urban	Y1R1 Reporting Templat		Texas Health Reso	
Eligible	Urban	Y1R1 Reporting Templat		Texas Health Reso	
Eligible	Urban	Y1R1 Reporting Templat		This data is pulled	
Eligible	Urban	Y1R1 Reporting Templat		Epic Dashboard an	
Eligible	Urban	Y1R1 Corrections Template			
Eligible	Urban	Y1R1 Reporting Templat		Epic Dashboard an	
Eligible	Urban	Y1R1 Reporting Templat		Data such as labs,	
Eligible	Urban	Y1R1 Reporting Templat		Texas Health Reso	
Eligible	Urban	Y1R1 Reporting Templat			
Eligible	Urban	Y1R1 Reporting Templat		Data such as labs,	
Eligible	Urban	Y1R1 Reporting Templat		We utilize the Epic	
Eligible	Urban	Y1R1 Reporting Templat			
Eligible	Urban	Y1R1 Reporting Templat		Texas Health Reso	
Eligible	Urban	Y1R1 Reporting Templat		Microbiology revie	
Eligible	Urban	Y1R1 Reporting Templat			
Eligible	Urban	Y1R1 Reporting Templat		We utilize the Epic	
Eligible	Urban	Y1R1 Corrections Template		Denominator is ex	Electronic surveilla
Eligible	Urban	Y1R1 Reporting Templat	Patient specific da	CAUTI data and re	
Eligible	Urban	Y1R1 Reporting Templat		Texas Health Reso	
Eligible	Urban	Y1R1 Reporting Templat		Data such as labs,	
Eligible	Urban	Y1R1 Reporting Templat		E.H.R. (Epic) used f	
Eligible	Urban	Y1R1 Reporting Templat		confirmation of ca	
Eligible	Urban	Y1R1 Reporting Templat	TM's patient billing		
Eligible	Urban	Y1R1 Reporting Templat		Cerner E.H.R. data	
Eligible	Urban	Y1R1 Reporting Templat		Texas Health Reso	
Eligible	Urban	Y1R1 Reporting Templat		Data from the EHR	
Eligible	Urban	Y1R1 Reporting Templat			
Eligible	Urban	Y1R1 Reporting Templat		The electronic me	
Eligible	Urban	Y1R1 Reporting Templat		We utilize the Epic	
Eligible	Urban	Y1R1 Reporting Templat		Data from the EHR	
Eligible	Urban	Y1R1 Reporting Templat	Patient specific da	Patient medical re	
Eligible	Urban	Y1R1 Reporting Templat	E.H.R was utilized	E.H.R was utilized	
Eligible	Urban	Y1R1 Reporting Templat		Texas Health Reso	
Eligible	Urban	Y1R1 Reporting Templat			
Eligible	Urban	Y1R1 Reporting Templat		Texas Health Reso	
Eligible	Urban	Y1R1 Reporting Templat	E.H.R was utilized	E.H.R was utilized	
Eligible	Urban	Y1R1 Corrections Template			
Eligible	Urban	Y1R1 Reporting Templat		We utilize the Epic	
Eligible	Urban	Y1R1 Reporting Templat		Data such as labs,	
Eligible	Urban	Y1R1 Reporting Templat			
Eligible	Urban	Y1R1 Reporting Templat	Merged data from	Obtained addition	
Eligible	Urban	Y1R1 Reporting Templat		We utilize the Epic	
Eligible	Urban	Y1R1 Reporting Templat			
Eligible	Urban	Y1R1 Reporting Templat	E.H.R was utilized	E.H.R was utilized	
Eligible	Urban	Y1R1 Reporting Templat			
Eligible	Urban	Y1R1 Reporting Templat			
Eligible	Urban	Y1R1 Reporting Templat			

Eligible	Urban	Y1R1 Reporting Templat		Data such as labs,	
Eligible	Urban	Y1R1 Reporting Templat		E.H.R. (Epic) used f	
Eligible	Urban	Y1R1 Reporting Templat			
Eligible	Urban	Y1R1 Reporting Templat		Data such as labs,	
Eligible	Urban	Y1R1 Reporting Templat	PMH's patient billi		
Eligible	Urban	Y1R1 Reporting Templat	NHSN system info		
Eligible	Urban	Y1R1 Reporting Templat	E.H.R was utilized	E.H.R was utilized	
Eligible	Urban	Y1R1 Corrections Template			
Eligible	Urban	Y1R1 Reporting Templat	PSIs related to CAU	Infection Prevenio	
Eligible	Urban	Y1R1 Reporting Templat		Data from the EHR	
Eligible	Urban	Y1R1 Reporting Templat		Texas Health Reso	
Eligible	Urban	Y1R1 Reporting Templat		E.H.R was utilized	
Eligible	Urban	Y1R1 Reporting Templat			
Eligible	Urban	Y1R1 Reporting Templat			
Eligible	Urban	Y1R1 Reporting Templat		We utilize the Epic	
Eligible	Urban	Y1R1 Reporting Templat			
Eligible	Urban	Y1R1 Reporting Templat		Our EMR is Cerner	
Eligible	Urban	Y1R1 Reporting Templat		This data is pulled	
Eligible	Urban	Y1R1 Corrections Templat	Information about	Information data and patient care info	
Eligible	Urban	Y1R1 Corrections Template		We use Cermer as our EHR with the IF	
Eligible	Urban	Y1R1 Reporting Templat	CAUTI are monitor	The current EHR al	
Eligible	Urban	Y1R1 Corrections Template			
Eligible	Urban	Y1R1 Reporting Templat			
Eligible	Urban	Y1R1 Reporting Templat		Data such as labs,	
Eligible	Urban	Y1R1 Reporting Templat			
Eligible	Urban	Y1R1 Reporting Templat		We utilize the Epic	
Eligible	Urban	Y1R1 Reporting Templat		Texas Health Reso	
Eligible	Urban	Y1R1 Reporting Templat		Data such as labs,	
Eligible	Urban	Y1R1 Reporting Templat		For audit purposes	
Eligible	Urban	Y1R1 Corrections Template		This data is pulled from EPIC and then	
Eligible	Urban	Y1R1 Reporting Templat		The electronic hea	
Eligible	Urban	Y1R1 Reporting Templat			
Eligible	Urban	Y1R1 Reporting Templat		We utilize the EPIC	
Eligible	Urban	Y1R1 Reporting Templat			
Eligible	Urban	Y1R1 Reporting Templat	SPEMC's patient bi		
Eligible	Urban	Y1R1 Reporting Templat		We utilize the EPIC	
Eligible	Urban	Y1R1 Reporting Templat			
Eligible	Urban	Y1R1 Reporting Templat			
Eligible	Urban	Y1R1 Reporting Templat		Texas Health Reso	
Eligible	Urban	Y1R1 Reporting Templat			
Eligible	Urban	Y1R1 Reporting Templat			
Eligible	Urban	Y1R1 Reporting Templat		E.H.R. (Epic) used f	
Eligible	Urban	Y1R1 Reporting Templat	Patient specific da	Patient medical re	
Eligible	Urban	Y1R1 Corrections Templat	Data is pulled in by	Coders utilize the E.H.R. to assess the	
Eligible	Urban	Y1R1 Reporting Templat	Patient specific da	Patient medical re	
Eligible	Urban	Y1R1 Corrections Template		Sentri 7 Infection Prevention software	
Eligible	Urban	Y1R1 Reporting Templat		Data from the EHR	
Eligible	Urban	Y1R1 Reporting Templat		Monthly reports a	
Eligible	Urban	Y1R1 Reporting Templat		Data from the EHR	
Eligible	Urban	Y1R1 Reporting Templat		Texas Health Reso	
Eligible	Urban	Y1R1 Reporting Templat		Central Line Days &	We utilize data mi
Eligible	Urban	Y1R1 Reporting Templat		Obtain daily and m	
Eligible	Urban	Y1R1 Reporting Templat	Merged data from	Obtained addition	
Eligible	Urban	Y1R1 Reporting Templat			
Eligible	Urban	Y1R1 Reporting Templat		Data from the EHR	
Eligible	Urban	Y1R1 Reporting Templat		We utilize the EPIC	

Eligible	Urban	Y1R1 Reporting Templat		Data such as labs,	
Eligible	Urban	Y1R1 Reporting Templat		Data from the EHR	
Eligible	Urban	Y1R1 Reporting Templat		Positive Culture re	
Eligible	Urban	Y1R1 Reporting Templat		Data from the EHR	
Eligible	Urban	Y1R1 Reporting Templat		Texas Health Reso	
Eligible	Urban	Y1R1 Reporting Templat		100% data collecti	
Eligible	Urban	Y1R1 Reporting Templat			
Eligible	Urban	Y1R1 Reporting Templat		We utilize the Epic	
Eligible	Urban	Y1R1 Corrections Template			
Eligible	Urban	Y1R1 Reporting Templat		Texas Health Reso	
Eligible	Urban	Y1R1 Reporting Templat	SMC's patient billi		
Eligible	Urban	Y1R1 Reporting Templat			
Eligible	Urban	Y1R1 Corrections Template		Cerner Millenium E.H.R	
Eligible	Urban	Y1R1 Reporting Templat		Data such as labs,	
Eligible	Urban	Y1R1 Reporting Templat		We utilize the Epic	
Eligible	Urban	Y1R1 Reporting Templat		We utilize the Epic	
Eligible	Urban	Y1R1 Reporting Templat		We utilize the Epic	
Eligible	Urban	Y1R1 Reporting Templat		E.H.R. (Epic) used f	
Eligible	State-Owned Non-IMD	Y1R1 Reporting Templat			
Eligible	Urban	Y1R1 Reporting Templat			
Eligible	Urban	Y1R1 Reporting Templat		Device, microbiolo	
Eligible	Urban	Y1R1 Reporting Templat		Data such as labs,	
Eligible	Urban	Y1R1 Reporting Templat		Texas Health Reso	
Eligible	Urban	Y1R1 Reporting Templat		Hospital EHR Syste	
Eligible	Urban	Y1R1 Reporting Templat		Texas Health Reso	
Eligible	Urban	Y1R1 Reporting Templat		We utilize the Epic	
Eligible	Urban	Y1R1 Reporting Templat		All positive blood c	
Eligible	Urban	Y1R1 Reporting Templat		Texas Health Reso	
Eligible	Urban	Y1R1 Reporting Templat		Texas Health Reso	
Eligible	Urban	Y1R1 Reporting Templat		Texas Health Reso	
Eligible	Urban	Y1R1 Reporting Templat		This data is pulled	
Eligible	Urban	Y1R1 Reporting Templat		Epic Dashboard an	
Eligible	Urban	Y1R1 Corrections Template		Blood culture, microbiology reports a	
Eligible	Urban	Y1R1 Reporting Templat		Epic Dashboard an	
Eligible	Urban	Y1R1 Reporting Templat		Data such as labs,	
Eligible	Urban	Y1R1 Reporting Templat		Texas Health Reso	
Eligible	Urban	Y1R1 Reporting Templat			
Eligible	Urban	Y1R1 Reporting Templat		Data such as labs,	
Eligible	Urban	Y1R1 Reporting Templat		We utilize the Epic	
Eligible	Urban	Y1R1 Reporting Templat			
Eligible	Urban	Y1R1 Reporting Templat		Texas Health Reso	
Eligible	Urban	Y1R1 Reporting Templat		Microbiology revie	
Eligible	Urban	Y1R1 Reporting Templat			
Eligible	Urban	Y1R1 Reporting Templat		We utilize the Epic	
Eligible	Urban	Y1R1 Corrections Template		Denominator is ex	Electronic surveilla
Eligible	Urban	Y1R1 Reporting Templat	Patient specific da	CLABSI data and re	
Eligible	Urban	Y1R1 Reporting Templat		Texas Health Reso	
Eligible	Urban	Y1R1 Reporting Templat		Data such as labs,	
Eligible	Urban	Y1R1 Reporting Templat		E.H.R. (Epic) used f	
Eligible	Urban	Y1R1 Reporting Templat		confirmation of ca	
Eligible	Urban	Y1R1 Reporting Templat	TM's patient billing		
Eligible	Urban	Y1R1 Reporting Templat		Cerner E.H.R. data	
Eligible	Urban	Y1R1 Reporting Templat		Texas Health Reso	
Eligible	Urban	Y1R1 Reporting Templat		Data from the EHR	
Eligible	Urban	Y1R1 Reporting Templat			
Eligible	Urban	Y1R1 Reporting Templat		The electronic me	

Eligible	Urban	Y1R1 Reporting Templat		We utilize the Epic	
Eligible	Urban	Y1R1 Reporting Templat		Data from the EHR	
Eligible	Urban	Y1R1 Reporting Templat	Patient specific da	Patient medical re	
Eligible	Urban	Y1R1 Reporting Templat	E.H.R was utilized	E.H.R was utilized	
Eligible	Urban	Y1R1 Reporting Templat		Texas Health Reso	
Eligible	Urban	Y1R1 Reporting Templat			
Eligible	Urban	Y1R1 Reporting Templat		Texas Health Reso	
Eligible	Urban	Y1R1 Reporting Templat	E.H.R was utilized	E.H.R was utilized	
Eligible	Urban	Y1R1 Corrections Template			
Eligible	Urban	Y1R1 Reporting Templat		We utilize the Epic	
Eligible	Urban	Y1R1 Reporting Templat		Data such as labs,	
Eligible	Urban	Y1R1 Reporting Templat			
Eligible	Urban	Y1R1 Reporting Templat	Merged data from	Obtained addition	
Eligible	Urban	Y1R1 Reporting Templat		We utilize the Epic	
Eligible	Urban	Y1R1 Reporting Templat			
Eligible	Urban	Y1R1 Reporting Templat	E.H.R was utilized	E.H.R was utilized	
Eligible	Urban	Y1R1 Reporting Templat			
Eligible	Urban	Y1R1 Reporting Templat			
Eligible	Urban	Y1R1 Reporting Templat		Data such as labs,	
Eligible	Urban	Y1R1 Reporting Templat		E.H.R. (Epic) used f	
Eligible	Urban	Y1R1 Reporting Templat			
Eligible	Urban	Y1R1 Reporting Templat		Data such as labs,	
Eligible	Urban	Y1R1 Reporting Templat	PMH's patient billi		
Eligible	Urban	Y1R1 Reporting Templat	NHSN system info		
Eligible	Urban	Y1R1 Reporting Templat	E.H.R was utilized	E.H.R was utilized	
Eligible	Urban	Y1R1 Reporting Templat			
Eligible	Urban	Y1R1 Reporting Templat	PSIs related to CLA	Infection preventio	
Eligible	Urban	Y1R1 Reporting Templat		Data from the EHR	
Eligible	Urban	Y1R1 Reporting Templat		Texas Health Reso	
Eligible	Urban	Y1R1 Reporting Templat	E.H.R was utilized	E.H.R was utilized	
Eligible	Urban	Y1R1 Reporting Templat			
Eligible	Urban	Y1R1 Reporting Templat		We utilize the Epic	
Eligible	Urban	Y1R1 Reporting Templat			
Eligible	Urban	Y1R1 Reporting Templat		Cerner is our EMR	
Eligible	Urban	Y1R1 Reporting Templat		This data is pulled	
Eligible	Urban	Y1R1 Corrections Templat	Information is obt	E.H.R. is used to aid in tracking patien	
Eligible	Urban	Y1R1 Corrections Template		We use Cerner as our EHR with the IP	
Eligible	Urban	Y1R1 Reporting Templat	CPT codes related	The current HER al	
Eligible	Urban	Y1R1 Corrections Template			
Eligible	Urban	Y1R1 Reporting Templat			
Eligible	Urban	Y1R1 Reporting Templat		Data such as labs,	
Eligible	Urban	Y1R1 Reporting Templat			
Eligible	Urban	Y1R1 Reporting Templat		We utilize the Epic	
Eligible	Urban	Y1R1 Reporting Templat		Texas Health Reso	
Eligible	Urban	Y1R1 Reporting Templat		Data such as labs,	
Eligible	Urban	Y1R1 Reporting Templat		For audit purposes	
Eligible	Urban	Y1R1 Reporting Templat		This data is pulled	
Eligible	Urban	Y1R1 Reporting Templat		The electronic hea	
Eligible	Urban	Y1R1 Reporting Templat			
Eligible	Urban	Y1R1 Reporting Templat		We utilize the Epic	
Eligible	Urban	Y1R1 Reporting Templat			
Eligible	Urban	Y1R1 Reporting Templat	SPEMC's patient bi		
Eligible	Urban	Y1R1 Reporting Templat		We utilize the Epic	
Eligible	Urban	Y1R1 Reporting Templat			
Eligible	Urban	Y1R1 Reporting Templat			

Eligible	Urban	Y1R1 Reporting Templat			
Eligible	Urban	Y1R1 Reporting Templat		Texas Health Reso	
Eligible	Urban	Y1R1 Reporting Templat			
Eligible	Urban	Y1R1 Reporting Templat			
Eligible	Urban	Y1R1 Reporting Templat		E.H.R. (Epic) used f	
Eligible	Urban	Y1R1 Reporting Templat	Patient specific da	Patient medical re	
Eligible	Urban	Y1R1 Corrections Template		Coders utilize the E.H.R. to assess the	
Eligible	Urban	Y1R1 Reporting Templat	Patient specific da	Patient medical re	
Eligible	Urban	Y1R1 Corrections Template		Sentri 7 Infection Prevention Software	
Eligible	Urban	Y1R1 Reporting Templat		Data from the EHR	
Eligible	Urban	Y1R1 Reporting Templat		Monthly reports a	
Eligible	Urban	Y1R1 Reporting Templat		Data from the EHR	
Eligible	Urban	Y1R1 Reporting Templat		Texas Health Reso	
Eligible	Urban	Y1R1 Reporting Templat		We utilize Meditec	We use Data minir
Eligible	Urban	Y1R1 Reporting Templat			
Eligible	Urban	Y1R1 Reporting Templat	Merged data from	Obtained addition	
Eligible	Urban	Y1R1 Reporting Templat			
Eligible	Urban	Y1R1 Reporting Templat		Data from the EHR	
Eligible	Urban	Y1R1 Reporting Templat		We utilize the Epic	
Eligible	Urban	Y1R1 Reporting Templat		Data such as labs,	
Eligible	Urban	Y1R1 Reporting Templat		Data from the EHR	
Eligible	Urban	Y1R1 Reporting Templat		The positive C-Diff	
Eligible	Urban	Y1R1 Reporting Templat		Data from the EHR	
Eligible	Urban	Y1R1 Reporting Templat		Texas Health Reso	
Eligible	Urban	Y1R1 Reporting Templat		100% data collecti	
Eligible	Urban	Y1R1 Reporting Templat			
Eligible	Urban	Y1R1 Reporting Templat			
Eligible	Urban	Y1R1 Reporting Templat		We utilize the Epic	
Eligible	Urban	Y1R1 Corrections Template			
Eligible	Urban	Y1R1 Reporting Templat		Texas Health Reso	
Eligible	Urban	Y1R1 Reporting Templat	SMC's patient billir		
Eligible	Urban	Y1R1 Reporting Templat			
Eligible	Urban	Y1R1 Corrections Template		Cerner Millenium E.H.R	
Eligible	Urban	Y1R1 Reporting Templat		Data such as labs,	
Eligible	Urban	Y1R1 Reporting Templat		We utilize the Epic	
Eligible	Urban	Y1R1 Reporting Templat		We utilize the Epic	
Eligible	Urban	Y1R1 Reporting Templat		We utilize the Epic	
Eligible	Urban	Y1R1 Reporting Templat		E.H.R. (Epic) used f	
Eligible	State-Owned Non-IMD	Y1R1 Reporting Templat			
Eligible	Urban	Y1R1 Reporting Templat			
Eligible	Urban	Y1R1 Reporting Templat		ADT feed and cultu	
Eligible	Urban	Y1R1 Reporting Templat		Data such as labs,	
Eligible	Urban	Y1R1 Reporting Templat		Texas Health Reso	
Eligible	Urban	Y1R1 Reporting Templat		Hospital EHR Syste	
Eligible	Urban	Y1R1 Reporting Templat		Texas Health Reso	
Eligible	Urban	Y1R1 Reporting Templat		We utilize the Epic	
Eligible	Urban	Y1R1 Reporting Templat		All positive clostric	
Eligible	Urban	Y1R1 Reporting Templat		Texas Health Reso	
Eligible	Urban	Y1R1 Reporting Templat		Texas Health Reso	
Eligible	Urban	Y1R1 Reporting Templat		Texas Health Reso	
Eligible	Urban	Y1R1 Reporting Templat		This data is pulled	
Eligible	Urban	Y1R1 Reporting Templat		Epic Dashboard an	
Eligible	Urban	Y1R1 Corrections Template			
Eligible	Urban	Y1R1 Reporting Templat		Epic Dashboard an	
Eligible	Urban	Y1R1 Reporting Templat		Data such as labs,	
Eligible	Urban	Y1R1 Reporting Templat		Texas Health Reso	
Eligible	Urban	Y1R1 Reporting Templat			

Eligible	Urban	Y1R1 Reporting Templat		Data such as labs,	
Eligible	Urban	Y1R1 Reporting Templat		We utilize the Epic	
Eligible	Urban	Y1R1 Reporting Templat			
Eligible	Urban	Y1R1 Reporting Templat		Texas Health Reso	
Eligible	Urban	Y1R1 Reporting Templat		Microbiology review	
Eligible	Urban	Y1R1 Reporting Templat			
Eligible	Urban	Y1R1 Reporting Templat		We utilize the Epic	
Eligible	Urban	Y1R1 Corrections Template		Denominator data	Electronic surveilla
Eligible	Urban	Y1R1 Reporting Templat	Patient specific da	CDI data and repor	
Eligible	Urban	Y1R1 Reporting Templat		Texas Health Reso	
Eligible	Urban	Y1R1 Reporting Templat		Data such as labs,	
Eligible	Urban	Y1R1 Reporting Templat		E.H.R. (Epic) used f	
Eligible	Urban	Y1R1 Reporting Templat		confirmation of ca	
Eligible	Urban	Y1R1 Reporting Templat	TM's patient billing		
Eligible	Urban	Y1R1 Reporting Templat		Cerner E.H.R. data	
Eligible	Urban	Y1R1 Reporting Templat		Texas Health Reso	
Eligible	Urban	Y1R1 Reporting Templat		Data from the EHR	
Eligible	Urban	Y1R1 Reporting Templat			
Eligible	Urban	Y1R1 Reporting Templat		The electronic me	
Eligible	Urban	Y1R1 Reporting Templat		We utilize the Epic	
Eligible	Urban	Y1R1 Reporting Templat		Data from the EHR	
Eligible	Urban	Y1R1 Reporting Templat	Patient specific da	Patient medical re	
Eligible	Urban	Y1R1 Reporting Templat		E.H.R was utilized	
Eligible	Urban	Y1R1 Reporting Templat		Texas Health Reso	
Eligible	Urban	Y1R1 Reporting Templat			
Eligible	Urban	Y1R1 Reporting Templat		Texas Health Reso	
Eligible	Urban	Y1R1 Reporting Templat		E.H.R was utilized	
Eligible	Urban	Y1R1 Corrections Template			
Eligible	Urban	Y1R1 Reporting Templat		We utilize the Epic	
Eligible	Urban	Y1R1 Reporting Templat		Data such as labs,	
Eligible	Urban	Y1R1 Reporting Templat			
Eligible	Urban	Y1R1 Reporting Templat	Merged data from	Obtained addition	
Eligible	Urban	Y1R1 Reporting Templat		We utilize the Epic	
Eligible	Urban	Y1R1 Reporting Templat			
Eligible	Urban	Y1R1 Reporting Templat		E.H.R was utilized	
Eligible	Urban	Y1R1 Reporting Templat			
Eligible	Urban	Y1R1 Reporting Templat			
Eligible	Urban	Y1R1 Reporting Templat		Data such as labs,	
Eligible	Urban	Y1R1 Reporting Templat		E.H.R. (Epic) used f	
Eligible	Urban	Y1R1 Reporting Templat			
Eligible	Urban	Y1R1 Reporting Templat		Data such as labs,	
Eligible	Urban	Y1R1 Reporting Templat	PMH's patient billi		
Eligible	Urban	Y1R1 Reporting Templat	NHSN system info		
Eligible	Urban	Y1R1 Reporting Templat		E.H.R was utilized	
Eligible	Urban	Y1R1 Reporting Templat			
Eligible	Urban	Y1R1 Reporting Templat	PSIs related to CDI	Infection Preventio	
Eligible	Urban	Y1R1 Reporting Templat		Data from the EHR	
Eligible	Urban	Y1R1 Reporting Templat		Texas Health Reso	
Eligible	Urban	Y1R1 Reporting Templat		E.H.R was utilized	
Eligible	Urban	Y1R1 Reporting Templat			
Eligible	Urban	Y1R1 Reporting Templat		We utilize the Epic	
Eligible	Urban	Y1R1 Reporting Templat			
Eligible	Urban	Y1R1 Reporting Templat		Cerner is our EMR	
Eligible	Urban	Y1R1 Reporting Templat		This data is pulled	
Eligible	Urban	Y1R1 Corrections Templ	Billing and claims c	Electronic Health Record helps track i	

Eligible	Urban	Y1R1 Corrections Template		We use Cerner as our EHR with the IP
Eligible	Urban	Y1R1 Reporting Template	CPT codes related	The current HER al
Eligible	Urban	Y1R1 Corrections Template		
Eligible	Urban	Y1R1 Reporting Template		
Eligible	Urban	Y1R1 Reporting Template		Data such as labs,
Eligible	Urban	Y1R1 Reporting Template		
Eligible	Urban	Y1R1 Reporting Template		We utilize the Epic
Eligible	Urban	Y1R1 Reporting Template		Texas Health Reso
Eligible	Urban	Y1R1 Reporting Template		Data such as labs,
Eligible	Urban	Y1R1 Reporting Template		For audit purposes
Eligible	Urban	Y1R1 Reporting Template		This data is pulled
Eligible	Urban	Y1R1 Reporting Template		The electronic hea
Eligible	Urban	Y1R1 Reporting Template		
Eligible	Urban	Y1R1 Reporting Template		We utilize the Epic
Eligible	Urban	Y1R1 Reporting Template		
Eligible	Urban	Y1R1 Reporting Template	SPENC's patient bi	
Eligible	Urban	Y1R1 Reporting Template		We utilize the Epic
Eligible	Urban	Y1R1 Reporting Template		
Eligible	Urban	Y1R1 Reporting Template		
Eligible	Urban	Y1R1 Reporting Template		
Eligible	Urban	Y1R1 Corrections Template		Texas Health Resources has adopted E
Eligible	Urban	Y1R1 Reporting Template		
Eligible	Urban	Y1R1 Reporting Template		
Eligible	Urban	Y1R1 Reporting Template		E.H.R. (Epic) used f
Eligible	Urban	Y1R1 Reporting Template	Patient specific da	Patient medical re
Eligible	Urban	Y1R1 Corrections Template		Coders utilize the E.H.R. to assess the
Eligible	Urban	Y1R1 Reporting Template	Patient specific da	Patient medical re
Eligible	Urban	Y1R1 Corrections Template		Sentri 7 Infection Prevention Software
Eligible	Urban	Y1R1 Reporting Template		Data from the EHR
Eligible	Urban	Y1R1 Reporting Template		Monthly reports a
Eligible	Urban	Y1R1 Reporting Template		Data from the EHR
Eligible	Urban	Y1R1 Corrections Template		Texas Health Resources has adopted E
Eligible	Urban	Y1R1 Reporting Template		EMR utilized is Me
Eligible	Urban	Y1R1 Reporting Template		
Eligible	Urban	Y1R1 Reporting Template	Merged data from	Obtained addition
Eligible	Urban	Y1R1 Reporting Template		
Eligible	Urban	Y1R1 Reporting Template		Data from the EHR
Eligible	Urban	Y1R1 Reporting Template		We utilize the Epic
Eligible	Urban	Y1R1 Reporting Template	Final CODED for su	Data such as labs,
Eligible	Urban	Y1R1 Reporting Template		Data from the EHR
Eligible	Urban	Y1R1 Reporting Template		All positive culture
Eligible	Urban	Y1R1 Reporting Template		Data from the EHR
Eligible	Urban	Y1R1 Corrections Template		Texas Health Resources has adopted E
Eligible	Urban	Y1R1 Reporting Template	only billed surgical	100% data collecti
Eligible	Urban	Y1R1 Reporting Template		
Eligible	Urban	Y1R1 Reporting Template		
Eligible	Urban	Y1R1 Reporting Template		We utilize the Epic
Eligible	Urban	Y1R1 Reporting Template		
Eligible	Urban	Y1R1 Corrections Template		Texas Health Resources has adopted E
Eligible	Urban	Y1R1 Reporting Template	SMC's patient billin	
Eligible	Urban	Y1R1 Reporting Template		
Eligible	Urban	Y1R1 Corrections Template		Cerner Millenium E.H.R
Eligible	Urban	Y1R1 Reporting Template	Final CODED for su	Data such as labs,
Eligible	Urban	Y1R1 Reporting Template		We utilize the Epic
Eligible	Urban	Y1R1 Reporting Template		We utilize the Epic
Eligible	Urban	Y1R1 Reporting Template		We utilize the Epic
Eligible	Urban	Y1R1 Reporting Template		E.H.R. (Epic) used f

Eligible	State-Owned Non-IMD	Y1R1 Corrections Template		
Eligible	Urban	Y1R1 Reporting Templat		
Eligible	Urban	Y1R1 Reporting Template	ICD-10 codes and	Clinical notes, mic
Eligible	Urban	Y1R1 Reporting Template	Final CODED for su	Data such as labs,
Eligible	Urban	Y1R1 Corrections Template		Texas Health Resources has adopted E
Eligible	Urban	Y1R1 Corrections Template		Hospital EHR System - Cerner
Eligible	Urban	Y1R1 Corrections Template		Texas Health Resources has adopted E
Eligible	Urban	Y1R1 Reporting Template		We utilize the Epic
Eligible	Urban	Y1R1 Reporting Template	Denominator case	
Eligible	Urban	Y1R1 Corrections Template		Texas Health Resources has adopted E
Eligible	Urban	Y1R1 Corrections Template		Texas Health Resources has adopted E
Eligible	Urban	Y1R1 Reporting Template		Texas Health Reso
Eligible	Urban	Y1R1 Reporting Template		This data is pulled
Eligible	Urban	Y1R1 Reporting Template		Epic Dashboard an
Eligible	Urban	Y1R1 Corrections Template		
Eligible	Urban	Y1R1 Reporting Template		Epic Dashboard an
Eligible	Urban	Y1R1 Reporting Template	Final CODED for su	Data such as labs,
Eligible	Urban	Y1R1 Corrections Template		Texas Health Resources has adopted E
Eligible	Urban	Y1R1 Reporting Template		
Eligible	Urban	Y1R1 Reporting Template	Final CODED for su	Data such as labs,
Eligible	Urban	Y1R1 Reporting Template		We utilize the Epic
Eligible	Urban	Y1R1 Reporting Template		
Eligible	Urban	Y1R1 Corrections Template		Texas Health Resources has adopted E
Eligible	Urban	Y1R1 Reporting Template		Microbiology revie
Eligible	Urban	Y1R1 Reporting Template		
Eligible	Urban	Y1R1 Reporting Template		We utilize the Epic
Eligible	Urban	Y1R1 Corrections Templ	Coded procedures	Daily feeds from E
Eligible	Urban	Y1R1 Reporting Template	Patient specific da	SSI Data and repor
Eligible	Urban	Y1R1 Corrections Template		Texas Health Resources has adopted E
Eligible	Urban	Y1R1 Reporting Template	Final CODED for su	Data such as labs,
Eligible	Urban	Y1R1 Reporting Template		E.H.R. (Epic) used f
Eligible	Urban	Y1R1 Reporting Template		confirmation of ca
Eligible	Urban	Y1R1 Reporting Template	TM's patient billing	
Eligible	Urban	Y1R1 Reporting Template		Cerner E.H.R. data
Eligible	Urban	Y1R1 Corrections Template		Texas Health Resources has adopted E
Eligible	Urban	Y1R1 Reporting Template		Data from the EHR
Eligible	Urban	Y1R1 Reporting Template		
Eligible	Urban	Y1R1 Reporting Template		The electronic me
Eligible	Urban	Y1R1 Reporting Template		We utilize the Epic
Eligible	Urban	Y1R1 Reporting Template		Data from the EHR
Eligible	Urban	Y1R1 Reporting Template	Patient specific da	Patient medical re
Eligible	Urban	Y1R1 Reporting Template		E.H.R was utilized
Eligible	Urban	Y1R1 Corrections Template		Texas Health Resources has adopted E
Eligible	Urban	Y1R1 Reporting Template		
Eligible	Urban	Y1R1 Corrections Template		Texas Health Resources has adopted E
Eligible	Urban	Y1R1 Reporting Template		E.H.R was utilized
Eligible	Urban	Y1R1 Corrections Template		
Eligible	Urban	Y1R1 Reporting Template		We utilize the Epic
Eligible	Urban	Y1R1 Reporting Template	Final CODED for su	Data such as labs,
Eligible	Urban	Y1R1 Reporting Template		
Eligible	Urban	Y1R1 Reporting Template	Merged data from	Obtained addition
Eligible	Urban	Y1R1 Reporting Template		We utilize the Epic
Eligible	Urban	Y1R1 Reporting Template		
Eligible	Urban	Y1R1 Reporting Template		E.H.R was utilized
Eligible	Urban	Y1R1 Reporting Template		
Eligible	Urban	Y1R1 Reporting Template		
Eligible	Urban	Y1R1 Reporting Template		

Eligible	Urban	Y1R1 Reporting Template	Final CODED for su	Data such as labs,	
Eligible	Urban	Y1R1 Reporting Template		E.H.R. (Epic) used f	
Eligible	Urban	Y1R1 Reporting Template			
Eligible	Urban	Y1R1 Reporting Template	Final CODED for su	Data such as labs,	
Eligible	Urban	Y1R1 Reporting Template	PMH's patient billi		
Eligible	Urban	Y1R1 Reporting Template	NHSN system info		
Eligible	Urban	Y1R1 Reporting Template		E.H.R was utilized	
Eligible	Urban	Y1R1 Reporting Template			
Eligible	Urban	Y1R1 Reporting Template	PSIs related to SSIs	Infection Preventio	
Eligible	Urban	Y1R1 Reporting Template		Data from the EHR	
Eligible	Urban	Y1R1 Corrections Template		Texas Health Resources has adopted f	
Eligible	Urban	Y1R1 Reporting Template		E.H.R was utilized	
Eligible	Urban	Y1R1 Reporting Template			
Eligible	Urban	Y1R1 Reporting Template			
Eligible	Urban	Y1R1 Reporting Template		We utilize the Epic	
Eligible	Urban	Y1R1 Reporting Template			
Eligible	Urban	Y1R1 Reporting Template		Cerner is our EMR	
Eligible	Urban	Y1R1 Reporting Template		This data is pulled	
Eligible	Urban	Y1R1 Corrections Template	Billing and claims c	The E.H.R. is important in helping kee	
Eligible	Urban	Y1R1 Corrections Template		We use Cerner as our HER with the IP	
Eligible	Urban	Y1R1 Corrections Template	CPT codes are mor	The current HER allows for reports tha	
Eligible	Urban	Y1R1 Reporting Template			
Eligible	Urban	Y1R1 Reporting Template			
Eligible	Urban	Y1R1 Reporting Template	Final CODED for su	Data such as labs,	
Eligible	Urban	Y1R1 Reporting Template			
Eligible	Urban	Y1R1 Reporting Template		We utilize the Epic	
Eligible	Urban	Y1R1 Corrections Template		Texas Health Resources has adopted f	
Eligible	Urban	Y1R1 Reporting Template	Final CODED for su	Data such as labs,	
Eligible	Urban	Y1R1 Reporting Template		For audit purposes	
Eligible	Urban	Y1R1 Reporting Template		This data is pulled	
Eligible	Urban	Y1R1 Corrections Template		The electronic health record was use f	
Eligible	Urban	Y1R1 Reporting Template			
Eligible	Urban	Y1R1 Reporting Template		We utilize the Epic	
Eligible	Urban	Y1R1 Reporting Template			
Eligible	Urban	Y1R1 Reporting Template	SPEMC's patient b		
Eligible	Urban	Y1R1 Reporting Template		We utilize the Epic	
Eligible	Urban	Y1R1 Reporting Template			
Eligible	Urban	Y1R1 Reporting Template			
Eligible	Children's	Y1R1 Reporting Template		Patients included i	
Eligible	Children's	Y1R1 Reporting Template		Patients included i	
Eligible	Children's	Y1R1 Reporting Template			
Eligible	Children's	Y1R1 Reporting Template		Data from the EHR	
Eligible	Children's	Y1R1 Reporting Template		The data was colle	
Eligible	Children's	Y1R1 Corrections Template		SSI information is obtained from the p	
Eligible	Children's	Y1R1 Reporting Template		Cerner is used to v	
Eligible	Children's	Y1R1 Reporting Template		Patients included i	
Eligible	Children's	Y1R1 Reporting Template		EPIC Reports for d	
Eligible	Children's	Y1R1 Reporting Template			
Eligible	Children's	Y1R1 Reporting Template		We utilize Epic as a	
Eligible	Children's	Y1R1 Reporting Template		Patients included i	
Eligible	Children's	Y1R1 Reporting Template		Patients included i	
Eligible	Children's	Y1R1 Reporting Template		Meditech EMR	
Eligible	Children's	Y1R1 Reporting Template		E.H.R. administrati	
Eligible	Children's	Y1R1 Reporting Template			
Eligible	Children's	Y1R1 Reporting Template		Adverse Drug Ever	
Eligible	Children's	Y1R1 Reporting Template		Cerner is used to v	
Eligible	Children's	Y1R1 Reporting Template		Patients included i	

Eligible	Children's	Y1R1 Reporting Templat		Adverse drug even	
Eligible	Children's	Y1R1 Reporting Templat		CHRISTUS uses E.H.	
Eligible	Children's	Y1R1 Reporting Templat		We utilize Epic as a	
Eligible	Children's	Y1R1 Reporting Templat		Patients included i	
Eligible	Children's	Y1R1 Reporting Templat		Patients included i	
Eligible	Children's	Y1R1 Reporting Templat			
Eligible	Children's	Y1R1 Reporting Templat		Data from the EHR	
Eligible	Children's	Y1R1 Reporting Templat		The data was colle	
Eligible	Children's	Y1R1 Reporting Templat		CLABSI informatio	
Eligible	Children's	Y1R1 Reporting Templat		Cerner EHR used to	
Eligible	Children's	Y1R1 Reporting Templat		Patients included i	
Eligible	Children's	Y1R1 Reporting Templat		Denominator Data	
Eligible	Children's	Y1R1 Reporting Templat			
Eligible	Children's	Y1R1 Reporting Templat		We utilize Epic as a	
Eligible	Children's	Y1R1 Reporting Templat		Patients included i	
Eligible	Children's	Y1R1 Reporting Templat		Patients included i	
Eligible	Children's	Y1R1 Reporting Templat			
Eligible	Children's	Y1R1 Reporting Templat		Data from the EHR	
Eligible	Children's	Y1R1 Reporting Templat		The data was colle	
Eligible	Children's	Y1R1 Reporting Templat		CAUTI informatio	
Eligible	Children's	Y1R1 Reporting Templat		Cerner EHR used to	
Eligible	Children's	Y1R1 Reporting Templat		Patients included i	
Eligible	Children's	Y1R1 Reporting Templat		Denominator data	
Eligible	Children's	Y1R1 Reporting Templat			
Eligible	Children's	Y1R1 Reporting Templat		We utilize Epic as a	
Eligible	Children's	Y1R1 Corrections Templ	The attribution po	Patients included in the numerator an	
Eligible	Children's	Y1R1 Corrections Templ	The attribution po	Patients included in the numerator an	
Eligible	Children's	Y1R1 Reporting Templat			
Eligible	Children's	Y1R1 Corrections Template		E.H.R. administrative and clinical data	
Eligible	Children's	Y1R1 Reporting Templat		Electronic docume	
Eligible	Children's	Y1R1 Corrections Templ	Patient population	Patient population is complied by CPT	
Eligible	Children's	Y1R1 Corrections Template		Data Analytics in Cerner was used to c	
Eligible	Children's	Y1R1 Corrections Templ	The attribution po	Patients included in the numerator an	
Eligible	Children's	Y1R1 Reporting Templat			
Eligible	Children's	Y1R1 Corrections Template		CHRISTUS uses E.H.R. data	
Eligible	Children's	Y1R1 Reporting Templat		We utilize Epic as a	
Eligible	Rural	Y1R1 Corrections Templ	Claims billed were	Inpatient and swingbed admission pat	
Eligible	Non-State-Owned IMD	Y1R1 Reporting Templat	SUN Houston uses	SUN Houston uses	
Eligible	Urban	Y1R1 Reporting Templat			
Eligible	Rural	Y1R1 Reporting Templat		E.H.R. adminstrativ	
Eligible	Urban	Y1R1 Reporting Templat			
Eligible	Rural	Y1R1 Reporting Templat			
Eligible	Urban	Y1R1 Corrections Template		We utilize the Epic E.H.R. system for d	
Eligible	Urban	Y1R1 Reporting Templat			
Eligible	Rural	Y1R1 Reporting Templat	We would use this		
Eligible	Rural	Y1R1 Reporting Templat	Will use this once		
Eligible	Urban	Y1R1 Reporting Templat			
Eligible	Rural	Y1R1 Reporting Templat			
Eligible	Non-State-Owned IMD	Y1R1 Reporting Templat			
Eligible	Urban	Y1R1 Reporting Templat			
Eligible	Rural	Y1R1 Reporting Templat		Cerner EHR system	
Eligible	Urban	Y1R1 Reporting Templat			
Eligible	Urban	Y1R1 Reporting Templat		Pharmacy technici	
Eligible	Rural	Y1R1 Reporting Templat			
Eligible	Urban	Y1R1 Reporting Templat			
Eligible	Non-State-Owned IMD	Y1R1 Reporting Templat			
Eligible	Urban	Y1R1 Reporting Templat			

Eligible	Urban	Y1R1 Reporting Templat		Cerner medication	
Eligible	Rural	Y1R1 Reporting Templat			
Eligible	Urban	Y1R1 Reporting Templat			
Eligible	Urban	Y1R1 Reporting Templat			
Eligible	Urban	Y1R1 Corrections Template		We utilize the Epic E.H.R. system for d	
Eligible	Rural	Y1R1 Reporting Templat			
Eligible	Urban	Y1R1 Reporting Templat			
Eligible	Rural	Y1R1 Reporting Templat		CPSI used to deter	
Eligible	Rural	Y1R1 Corrections Template		Eligible professional PI CPOE Med Stat	
Eligible	Urban	Y1R1 Reporting Templat		Epic EHR system u	
Eligible	Non-State-Owned IMD	Y1R1 Reporting Templat			
Eligible	Urban	Y1R1 Reporting Templat		E.H.R. administrati	
Eligible	Urban	Y1R1 Reporting Templat			
Eligible	Rural	Y1R1 Reporting Templat			
Eligible	Urban	Y1R1 Reporting Templat		E.H.R. adminstrativ	
Eligible	Urban	Y1R1 Reporting Templat			
Eligible	Rural	Y1R1 Reporting Templat			
Eligible	Rural	Y1R1 Reporting Templat		Meditech Expanse	
Eligible	Rural	Y1R1 Reporting Templat			
Eligible	Urban	Y1R1 Reporting Templat			
Eligible	Rural	Y1R1 Reporting Templat		Athena system wh	
Eligible	Urban	Y1R1 Reporting Templat	EHR function to re	Reveiwed medicat	
Eligible	Rural	Y1R1 Reporting Templat			
Eligible	Urban	Y1R1 Reporting Templat			
Eligible	Rural	Y1R1 Reporting Templat		all data retrieved f	
Eligible	Urban	Y1R1 Reporting Templat	Patient demograp	Medication Listing	
Eligible	Rural	Y1R1 Reporting Templat		Reports were crea	
Eligible	Urban	Y1R1 Reporting Templat			
Eligible	Urban	Y1R1 Reporting Templat		E.H.R. administrati	
Eligible	Urban	Y1R1 Corrections Template		We utilize the Epic E.H.R. system for d	
Eligible	Rural	Y1R1 Corrections Template			
Eligible	Rural	Y1R1 Reporting Templat		Used clinic reporti	
Eligible	Urban	Y1R1 Reporting Templat			
Eligible	Urban	Y1R1 Reporting Templat		Meditech us used	
Eligible	Rural	Y1R1 Reporting Templat			
Eligible	Urban	Y1R1 Reporting Templat			
Eligible	Non-State-Owned IMD	Y1R1 Reporting Templat			
Eligible	Urban	Y1R1 Reporting Templat		Medical record for	
Eligible	Urban	Y1R1 Corrections Template		We utilize the Epic E.H.R. system for d	
Eligible	Rural	Y1R1 Corrections Template		We utilize the Epic E.H.R. system for d	
Eligible	Rural	Y1R1 Reporting Templat			
Eligible	Rural	Y1R1 Reporting Templat		Report obtained o	
Eligible	Urban	Y1R1 Reporting Templat		Pharmacist utilized	
Eligible	Urban	Y1R1 Reporting Templat		E.H.R. adminstrativ	
Eligible	Urban	Y1R1 Reporting Templat	STAR (ADT System	Cerner E.H.R. is us	
Eligible	Non-State-Owned IMD	Y1R1 Corrections Templa		All medication reco	
Eligible	Urban	Y1R1 Reporting Templat			
Eligible	Rural	Y1R1 Reporting Templat			
Eligible	Urban	Y1R1 Reporting Templat		E.H.R. administrati	
Eligible	Rural	Y1R1 Reporting Templat	We would use this		
Eligible	Urban	Y1R1 Reporting Templat		Patient census dat	
Eligible	Rural	Y1R1 Reporting Templat		CPSI our EHR Syste	
Eligible	Rural	Y1R1 Reporting Templat			
Eligible	Urban	Y1R1 Reporting Templat			
Eligible	Rural	Y1R1 Corrections Template		The data was extracted from Meditec	
Eligible	Urban	Y1R1 Reporting Templat			
Eligible	Non-State-Owned IMD	Y1R1 Corrections Template			

Eligible	Rural	Y1R1 Reporting Templat		Patient census dat	
Eligible	Urban	Y1R1 Reporting Templat		Epic EHR system u	
Eligible	Rural	Y1R1 Reporting Templat			
Eligible	Urban	Y1R1 Reporting Templat		The list of patients	
Eligible	Rural	Y1R1 Reporting Templat	ELECTRONIC HEAL	ELECTRONIC HEAL	
Eligible	Urban	Y1R1 Reporting Templat		The list of patients	
Eligible	Urban	Y1R1 Reporting Templat	STAR (ADT System	Cerner E.H.R. is us	
Eligible	Children's	Y1R1 Reporting Templat	The attribution po	Patients included i	
Eligible	Urban	Y1R1 Corrections Template		We utilize the Epic E.H.R. system for d	
Eligible	Urban	Y1R1 Reporting Templat			
Eligible	Urban	Y1R1 Reporting Templat		Data related to me	
Eligible	Rural	Y1R1 Reporting Templat		The EHR was utiliz	
Eligible	Urban	Y1R1 Corrections Template		We utilize the Epic E.H.R. system for d	
Eligible	Rural	Y1R1 Reporting Templat			
Eligible	Urban	Y1R1 Reporting Templat		Electronic Health f	
Eligible	Urban	Y1R1 Corrections Template		Epic Clarity provides the data for Harr	
Eligible	Non-State-Owned IMD	Y1R1 Reporting Templat			
Eligible	Urban	Y1R1 Reporting Templat			
Eligible	Non-State-Owned IMD	Y1R1 Corrections Template			
Eligible	Urban	Y1R1 Reporting Templat		Medication lists, a	
Eligible	Rural	Y1R1 Reporting Templat		BMHD ran a censu	
Eligible	Rural	Y1R1 Reporting Templat			
Eligible	Urban	Y1R1 Reporting Templat			
Eligible	Rural	Y1R1 Reporting Templat			
Eligible	Rural	Y1R1 Reporting Templat		Pulled report from	
Eligible	State-Owned IMD	Y1R1 Reporting Templat			
Eligible	Urban	Y1R1 Reporting Templat	Pulled all payor da	Charts pulled were	
Eligible	Urban	Y1R1 Reporting Templat	Billing data was us	An Audit/Sample v	
Eligible	Urban	Y1R1 Reporting Templat	We have claims da	We extracted patie	
Eligible	Urban	Y1R1 Reporting Templat		Meditech is used t	
Eligible	Children's	Y1R1 Reporting Templat	The attribution po	Patients included i	
Eligible	Urban	Y1R1 Corrections Template		We utilize the Epic E.H.R. system for d	
Eligible	Urban	Y1R1 Corrections Template		We utilize the Epic E.H.R. system for d	
Eligible	Urban	Y1R1 Corrections Template		We utilize the Epic E.H.R. system for d	
Eligible	Urban	Y1R1 Reporting Templat			
Eligible	Rural	Y1R1 Reporting Templat		Audit report refle	
Eligible	Urban	Y1R1 Reporting Templat		Pharmacy technici	
Eligible	Urban	Y1R1 Reporting Templat			
Eligible	Non-State-Owned IMD	Y1R1 Corrections Templ	AGT Billing Yield R		
Eligible	Rural	Y1R1 Reporting Templat		A report was gene	
Eligible	Non-State-Owned IMD	Y1R1 Reporting Templat		Pinpoint EHR samp	
Eligible	State-Owned Non-IMD	Y1R1 Reporting Templat		UT Southwestern I	
Eligible	Urban	Y1R1 Reporting Templat			
Eligible	Rural	Y1R1 Reporting Templat			
Eligible	Rural	Y1R1 Reporting Templat	We would use this		
Eligible	Rural	Y1R1 Reporting Templat			
Eligible	Urban	Y1R1 Reporting Templat			
Eligible	Urban	Y1R1 Reporting Templat			
Eligible	Urban	Y1R1 Reporting Templat		Epic EHR system u	
Eligible	Urban	Y1R1 Reporting Templat		Meditech is used t	
Eligible	Rural	Y1R1 Reporting Templat	Not able to enter z	Not able to enter z	Not able to enter z
Eligible	Urban	Y1R1 Reporting Templat			
Eligible	Urban	Y1R1 Reporting Templat			
Eligible	Urban	Y1R1 Reporting Templat		Cerner and Cerner	Local Retail Pharm
Eligible	Non-state-owned IMD	Y1R1 Reporting Templat			
Eligible	Rural	Y1R1 Reporting Templat			
Eligible	Rural	Y1R1 Reporting Templat			

Eligible	State-Owned IMD	Y1R1 Reporting Template			
Eligible	Rural	Y1R1 Corrections Template		Once we have a process in place for C	
Eligible	Rural	Y1R1 Reporting Template		Medication Recon	
Eligible	Rural	Y1R1 Corrections Template			
Eligible	Rural	Y1R1 Reporting Template		Patient census dat	
Eligible	Urban	Y1R1 Reporting Template			
Eligible	Rural	Y1R1 Reporting Template			Unable to calculat
Eligible	Non-state-owned IMD	Y1R1 Reporting Template	We do not know h		
Eligible	Urban	Y1R1 Corrections Template		We utilize the Epic E.H.R. system for d	
Eligible	Rural	Y1R1 Corrections Template			
Eligible	Rural	Y1R1 Reporting Template		All patient docume	
Eligible	Rural	Y1R1 Reporting Template		E.H.R. administrati	
Eligible	Urban	Y1R1 Reporting Template			
Eligible	Urban	Y1R1 Reporting Template			
Eligible	Non-State-Owned IMD	Y1R1 Corrections Template			
Eligible	Rural	Y1R1 Reporting Template	Patient demograph	Medication Listing	
Eligible	Urban	Y1R1 Reporting Template			
Eligible	Urban	Y1R1 Reporting Template			
Eligible	Urban	Y1R1 Reporting Template			
Eligible	Non-State-Owned IMD	Y1R1 Reporting Template			
Eligible	Rural	Y1R1 Corrections Template		Meditech EMR and One Content	
Eligible	Rural	Y1R1 Corrections Template		We utilize the Epic E.H.R. system for d	
Eligible	Non-State-Owned IMD	Y1R1 Reporting Template			
Eligible	Urban	Y1R1 Reporting Template			
Eligible	Rural	Y1R1 Reporting Template		Allscripts Paragon	
Eligible	Rural	Y1R1 Reporting Template		ran a census for th	
Eligible	Urban	Y1R1 Reporting Template			
Eligible	Urban	Y1R1 Reporting Template			
Eligible	Rural	Y1R1 Reporting Template	We would use this		
Eligible	Urban	Y1R1 Reporting Template			
Eligible	Urban	Y1R1 Reporting Template			
Eligible	Urban	Y1R1 Reporting Template		Patient census dat	
Eligible	State-Owned IMD	Y1R1 Reporting Template			
Eligible	Urban	Y1R1 Reporting Template		The list of patients	
Eligible	Urban	Y1R1 Reporting Template		Patient census dat	
Eligible	Urban	Y1R1 Reporting Template		Meditech is used t	
Eligible	State-Owned Non-IMD	Y1R1 Reporting Template		Patient census dat	
Eligible	Urban	Y1R1 Reporting Template			
Eligible	Rural	Y1R1 Reporting Template			
Eligible	Non-State-Owned IMD	Y1R1 Reporting Template	we use a manual c		
Eligible	Urban	Y1R1 Reporting Template		Admission report r	
Eligible	Urban	Y1R1 Reporting Template	STAR (ADT System		
Eligible	Urban	Y1R1 Reporting Template			
Eligible	Rural	Y1R1 Reporting Template		Was not able to ok	
Eligible	Children's	Y1R1 Reporting Template			
Eligible	Rural	Y1R1 Reporting Template			
Eligible	Urban	Y1R1 Corrections Template		We utilize the Epic E.H.R. system for d	
Eligible	Rural	Y1R1 Reporting Template			
Eligible	Children's	Y1R1 Reporting Template		E.H.R. administrati	
Eligible	Rural	Y1R1 Corrections Template	payor source pulle	ad hoc report run with acct, date of se	
Eligible	Urban	Y1R1 Reporting Template			
Eligible	Urban	Y1R1 Reporting Template			
Eligible	Rural	Y1R1 Reporting Template	To determine Star	to review Medicat	
Eligible	Non-State-Owned IMD	Y1R1 Corrections Template	ADS Billing Yield Report was utilized to identify the list of		
Eligible	Urban	Y1R1 Reporting Template		Licensed Pharmaci	Import external pr
Eligible	Urban	Y1R1 Reporting Template			
Eligible	Rural	Y1R1 Reporting Template		Patient census dat	

Eligible	Urban	Y1R1 Corrections Template	We utilize the Epic E.H.R. system for d	
Eligible	Rural	Y1R1 Reporting Templat	We would use this	
Eligible	Children's	Y1R1 Reporting Templat		List of patient's ad
Eligible	State-Owned IMD	Y1R1 Reporting Templat		
Eligible	Urban	Y1R1 Reporting Templat		
Eligible	Urban	Y1R1 Reporting Templat		Pharmacy technici
Eligible	Rural	Y1R1 Reporting Templat		
Eligible	Rural	Y1R1 Reporting Templat		Healthland Centric
Eligible	Rural	Y1R1 Corrections Template		
Eligible	Rural	Y1R1 Reporting Templat	Home medication	Home medication
Eligible	Urban	Y1R1 Reporting Templat		Epic EHR system u
Eligible	Urban	Y1R1 Reporting Templat		
Eligible	Urban	Y1R1 Reporting Templat		
Eligible	Rural	Y1R1 Reporting Templat		
Eligible	Urban	Y1R1 Reporting Templat		
Eligible	Urban	Y1R1 Reporting Templat		Meditech is used t
Eligible	Non-State-Owned IMD	Y1R1 Reporting Templat		
Eligible	Urban	Y1R1 Reporting Templat		Pharmacy technici
Eligible	Urban	Y1R1 Reporting Templat		
Eligible	Rural	Y1R1 Reporting Templat	We would use this	
Eligible	Non-State-Owned IMD	Y1R1 Reporting Templat		E.H.R. administrati
Eligible	Urban	Y1R1 Corrections Template		Medication lists, admission orders, an
Eligible	Rural	Y1R1 Reporting Templat		Patient census dat
Eligible	State-Owned Non-IMD	Y1R1 Reporting Templat		Epic pharmacy ord
Eligible	Urban	Y1R1 Reporting Templat		
Eligible	Urban	Y1R1 Corrections Template		Pharmacist reviews all admission med
Eligible	Children's	Y1R1 Reporting Templat		The patient popula
Eligible	Urban	Y1R1 Reporting Templat		
Eligible	Urban	Y1R1 Reporting Templat		Epic EHR system u
Eligible	Urban	Y1R1 Reporting Templat		
Eligible	Rural	Y1R1 Reporting Templat		
Eligible	Rural	Y1R1 Corrections Template		We will use Cerner reporting to gathe
Eligible	Children's	Y1R1 Reporting Templat		Cerner is the EHR c
Eligible	Rural	Y1R1 Reporting Templat		
Eligible	Rural	Y1R1 Reporting Templat		
Eligible	Rural	Y1R1 Corrections Template		
Eligible	Urban	Y1R1 Reporting Templat		E.H.R. administrati
Eligible	Non-State-Owned IMD	Y1R1 Reporting Templat		
Eligible	Urban	Y1R1 Reporting Templat	STAR (ADT System	
Eligible	Rural	Y1R1 Reporting Templat		
Eligible	Rural	Y1R1 Reporting Templat		
Eligible	Urban	Y1R1 Reporting Templat		
Eligible	Non-State-Owned IMD	Y1R1 Reporting Templat		
Eligible	Urban	Y1R1 Reporting Templat		
Eligible	Urban	Y1R1 Corrections Template		We utilize the Epic E.H.R. system for d
Eligible	Urban	Y1R1 Reporting Templat		E.H.R. administrati
Eligible	Rural	Y1R1 Reporting Templat	We would use this	
Eligible	Urban	Y1R1 Reporting Templat		
Eligible	Urban	Y1R1 Reporting Templat	Pharmacy claims d	Manual chart revie
Eligible	Urban	Y1R1 Reporting Templat		
Eligible	Urban	Y1R1 Reporting Templat		
Eligible	Urban	Y1R1 Reporting Templat		
Eligible	Rural	Y1R1 Reporting Templat		
Eligible	Urban	Y1R1 Reporting Templat	Pharmacy claims d	Manual chart revie
Eligible	Urban	Y1R1 Corrections Templa		
Eligible	Urban	Y1R1 Corrections Template		We utilize the Epic E.H.R. system for d
Eligible	Rural	Y1R1 Reporting Templat		

Eligible	Urban	Y1R1 Reporting Templat		Meditech is used t	
Eligible	Urban	Y1R1 Corrections Template			
Eligible	Rural	Y1R1 Reporting Templat			
Eligible	Urban	Y1R1 Reporting Templat	Patient demograp	Medication Listing	
Eligible	Urban	Y1R1 Reporting Templat			
Eligible	Urban	Y1R1 Reporting Templat		The list of patients	
Eligible	Urban	Y1R1 Corrections Template		We utilize the Epic E.H.R. system for d	
Eligible	Urban	Y1R1 Reporting Templat			
Eligible	Rural	Y1R1 Reporting Templat			
Eligible	Urban	Y1R1 Reporting Templat	Pharmacy claims d	Manual chart review	
Eligible	Urban	Y1R1 Reporting Templat			
Eligible	Rural	Y1R1 Corrections Template		Cener Electronic Health Records	
Eligible	Urban	Y1R1 Reporting Templat			
Eligible	Rural	Y1R1 Reporting Templat		Meditech EHR	
Eligible	Urban	Y1R1 Reporting Templat			
Eligible	Non-State-Owned IMD	Y1R1 Reporting Templat	AHN Billing Yield R		
Eligible	Urban	Y1R1 Reporting Templat		Meditech us used	
Eligible	Urban	Y1R1 Reporting Templat		Pharmacy technici	
Eligible	Rural	Y1R1 Reporting Templat			
Eligible	Urban	Y1R1 Reporting Templat			
Eligible	Urban	Y1R1 Corrections Templ	no medicaid managed care found from claims/billing dat		
Eligible	Rural	Y1R1 Reporting Templat		Allscripts Paragon	
Eligible	Rural	Y1R1 Reporting Templat		information comes	
Eligible	Rural	Y1R1 Reporting Templat		THE EHR REPORTS	
Eligible	Non-State-Owned IMD	Y1R1 Corrections Template			
Eligible	Urban	Y1R1 Reporting Templat		Meditech is used t	
Eligible	Urban	Y1R1 Reporting Templat			
Eligible	Rural	Y1R1 Reporting Templat		Will be documenti	
Eligible	Rural	Y1R1 Corrections Template			
Eligible	Urban	Y1R1 Reporting Templat		Medication lists, a	
Eligible	Urban	Y1R1 Corrections Template			
Eligible	Rural	Y1R1 Corrections Template		will use Evident/CPSI	
Eligible	Rural	Y1R1 Corrections Template			
Eligible	Urban	Y1R1 Corrections Template		Allscripts Paragon	
Eligible	Rural	Y1R1 Reporting Templat		Cerner EHR used to	
Eligible	Urban	Y1R1 Reporting Templat		The list of patients	
Eligible	Urban	Y1R1 Reporting Templat			
Eligible	Urban	Y1R1 Reporting Templat	Pharmacy claims d	Manual chart review	
Eligible	Urban	Y1R1 Reporting Templat			
Eligible	State-Owned IMD	Y1R1 Reporting Templat			
Eligible	Rural	Y1R1 Reporting Templat			
Eligible	Urban	Y1R1 Corrections Template			
Eligible	Children's	Y1R1 Reporting Templat	The attribution po	Patients included i	
Eligible	Urban	Y1R1 Reporting Templat			
Eligible	Non-State-Owned IMD	Y1R1 Reporting Templat			
Eligible	Rural	Y1R1 Reporting Templat		Patient census dat	
Eligible	Urban	Y1R1 Reporting Templat			
Eligible	Rural	Y1R1 Corrections Template			
Eligible	Urban	Y1R1 Reporting Templat		Used as one of the	
Eligible	Rural	Y1R1 Reporting Templat		Meditech and Rap	
Eligible	Urban	Y1R1 Reporting Templat			
Eligible	Non-State-Owned IMD	Y1R1 Corrections Template			
Eligible	Rural	Y1R1 Reporting Templat			
Eligible	Rural	Y1R1 Reporting Templat			
Eligible	Urban	Y1R1 Reporting Templat		E.H.R. administrati	
Eligible	Non-State-Owned IMD	Y1R1 Reporting Templat			
Eligible	Urban	Y1R1 Reporting Templat			

Eligible	Rural	Y1R1 Reporting Templat			
Eligible	Rural	Y1R1 Reporting Templat		We use CPSI softw	
Eligible	Children's	Y1R1 Reporting Templat			
Eligible	Urban	Y1R1 Reporting Templat			
Eligible	Urban	Y1R1 Reporting Templat	Pharmacy claims d	Manual chart review	
Eligible	Urban	Y1R1 Reporting Templat		We use Cerner as p	
Eligible	Rural	Y1R1 Reporting Templat		Our nurses interview	
Eligible	Rural	Y1R1 Reporting Templat			
Eligible	Rural	Y1R1 Corrections Template			
Eligible	Rural	Y1R1 Corrections Template		The electronic health record is the sou	
Eligible	Urban	Y1R1 Corrections Template		Epic Hyperspace and OnBase	
Eligible	Rural	Y1R1 Reporting Templat		Collected data from	
Eligible	Rural	Y1R1 Reporting Templat			
Eligible	Rural	Y1R1 Reporting Templat			
Eligible	Urban	Y1R1 Corrections Template		We utilize the Epic E.H.R. system for d	
Eligible	Rural	Y1R1 Reporting Templat			
Eligible	Urban	Y1R1 Reporting Templat			
Eligible	Rural	Y1R1 Reporting Templat		Ad Hoc report bas	
Eligible	Urban	Y1R1 Reporting Templat			
Eligible	Children's	Y1R1 Reporting Templat			
Eligible	Urban	Y1R1 Reporting Templat		University Health's	
Eligible	Rural	Y1R1 Reporting Templat		CPSI clinical softwa	
Eligible	Urban	Y1R1 Reporting Templat	Beacon-able to filt	Ace it (Cerner)	
Eligible	Urban	Y1R1 Reporting Templat			
Eligible	Rural	Y1R1 Reporting Templat			
Eligible	Urban	Y1R1 Reporting Templat		Our E.H.R. is Cerner	
Eligible	State-Owned IMD	Y1R1 Reporting Templat			
Eligible	Non-State-Owned IMD	Y1R1 Reporting Templat			
Eligible	Non-State-Owned IMD	Y1R1 Reporting Templat			
Eligible	Rural	Y1R1 Reporting Templat			
Eligible	Rural	Y1R1 Reporting Templat			
Eligible	Rural	Y1R1 Corrections Template			
Eligible	State-Owned Non-IMD	Y1R1 Reporting Templat			
Eligible	Rural	Y1R1 Reporting Templat			
Eligible	Urban	Y1R1 Reporting Templat			
Eligible	Urban	Y1R1 Reporting Templat			
Eligible	Non-State-Owned IMD	Y1R1 Reporting Templat			
Eligible	Urban	Y1R1 Reporting Templat		We used our Cerner	
Eligible	Urban	Y1R1 Corrections Template			
Eligible	Urban	Y1R1 Reporting Templat		Review of Meditech	
Eligible	Rural	Y1R1 Reporting Templat	We would use this		
Eligible	Rural	Y1R1 Reporting Templat		Ran report from C	
Eligible	Urban	Y1R1 Reporting Templat		Electronic Health F	
Eligible	Rural	Y1R1 Reporting Templat		we are currently w	
Eligible	Non-State-Owned IMD	Y1R1 Reporting Templat			
Eligible	Urban	Y1R1 Reporting Templat		Electronic Health F	
Eligible	Rural	Y1R1 Reporting Templat			
Eligible	Rural	Y1R1 Reporting Templat			
Eligible	Urban	Y1R1 Reporting Templat		Epic EHR system u	
Eligible	Urban	Y1R1 Reporting Templat			
Eligible	Urban	Y1R1 Reporting Templat		Meditech us used	
Eligible	Non-State-Owned IMD	Y1R1 Reporting Templat	Claims billing data	ADMISSION ORDE	
Eligible	State-Owned IMD	Y1R1 Reporting Templat			
Eligible	Urban	Y1R1 Corrections Template		Meditech and One Content	
Eligible	Rural	Y1R1 Reporting Templat		Medical Records re	
Eligible	Rural	Y1R1 Reporting Templat			
Eligible	Children's	Y1R1 Reporting Templat		We utilize Epic as a	

Eligible	Urban	Y1R1 Reporting Templat		Epic EHR system u	
Eligible	Urban	Y1R1 Corrections Template		We utilize the Epic E.H.R. system for d	
Eligible	Urban	Y1R1 Reporting Templat			
Eligible	Urban	Y1R1 Reporting Templat		Meditech is used t	
Eligible	Urban	Y1R1 Reporting Templat		For audit purposes	
Eligible	Urban	Y1R1 Reporting Templat			
Eligible	Rural	Y1R1 Reporting Templat			
Eligible	Non-State-Owned IMD	Y1R1 Reporting Templat			
Eligible	Urban	Y1R1 Corrections Template		If Parkland Health has a process in pla	
Eligible	Urban	Y1R1 Reporting Templat			
Eligible	Rural	Y1R1 Reporting Templat	We would use this		
Eligible	Urban	Y1R1 Reporting Templat	PatCom utilized to	Cerner Millenium s	
Eligible	Urban	Y1R1 Reporting Templat		The list of patients	
Eligible	State-Owned IMD	Y1R1 Reporting Templat			
Eligible	Rural	Y1R1 Reporting Templat		Cerner Electronic I	
Eligible	Urban	Y1R1 Reporting Templat			
Eligible	Urban	Y1R1 Reporting Templat		E.H.R. adminstrativ	
Eligible	Rural	Y1R1 Reporting Templat			
Eligible	Urban	Y1R1 Reporting Templat		Epic EHR system u	
Eligible	Urban	Y1R1 Reporting Templat			
Eligible	Rural	Y1R1 Corrections Template		We utilize the Epic E.H.R. system for d	
Eligible	Urban	Y1R1 Corrections Template		We utilize the Epic E.H.R. system for d	
Eligible	Non-State-Owned IMD	Y1R1 Reporting Templat			
Eligible	Rural	Y1R1 Reporting Templat		The E.H.R will prov	
Eligible	State-Owned IMD	Y1R1 Reporting Templat			
Eligible	Urban	Y1R1 Reporting Templat			
Eligible	Urban	Y1R1 Reporting Templat		The list of patients	
Eligible	Rural	Y1R1 Reporting Templat			
Eligible	Urban	Y1R1 Reporting Templat		Medication lists, a	
Eligible	Urban	Y1R1 Reporting Templat			
Eligible	Urban	Y1R1 Reporting Templat		We monitor all me	
Eligible	Rural	Y1R1 Reporting Templat		CPSI is the HER use	
Eligible	Urban	Y1R1 Corrections Template		We utilize the Epic E.H.R. system for d	
Eligible	Urban	Y1R1 Reporting Templat		Data for this meas	
Eligible	State-Owned IMD	Y1R1 Reporting Templat			
Eligible	Urban	Y1R1 Reporting Templat		Epic EMR Reportin	
Eligible	Rural	Y1R1 Reporting Templat		We have just start	
Eligible	Rural	Y1R1 Corrections Template		A census report is pulled from our E.H	
Eligible	Rural	Y1R1 Corrections Template		This was a manual chart review. The r	
Eligible	Rural	Y1R1 Reporting Templat		Pulled a custom ac	
Eligible	Rural	Y1R1 Corrections Template		A census report is pulled from our E.H	
Eligible	Rural	Y1R1 Corrections Template		This data was extracted from a report	
Eligible	Rural	Y1R1 Reporting Templat		Pulled a custom ac	
Eligible	Urban	Y1R1 Reporting Templat	Billing data used to		
Eligible	Urban	Y1R1 Corrections Template		Utilized DX and PX ICD10 codes as out	
Eligible	Urban	Y1R1 Reporting Templat	Billing data used to		
Eligible	Urban	Y1R1 Corrections Templ	Queried Medhost	Queried Medhost at the account level	
Eligible	Urban	Y1R1 Reporting Templat	Billing data used fo		
Eligible	Urban	Y1R1 Reporting Templat			
Eligible	Urban	Y1R1 Corrections Templ	clinical documenta	HER is used to look at all patients adr	
Eligible	Urban	Y1R1 Corrections Template			
Eligible	Urban	Y1R1 Reporting Templat	Billing data used fo		
Eligible	Urban	Y1R1 Reporting Templat			
Eligible	Urban	Y1R1 Corrections Templ	Clinical documenta	E.H.R is used to look at all patients ad	
Eligible	Urban	Y1R1 Corrections Template			
Eligible	Urban	Y1R1 Reporting Templat	Billing data used fo		
Eligible	Urban	Y1R1 Reporting Templat			

Eligible	Urban	Y1R1 Corrections Template	Clinical documents	E.H.R is used to look at all patients ad	
Eligible	Urban	Y1R1 Corrections Template			
Eligible	Urban	Y1R1 Reporting Template	Billing data used for		
Eligible	Urban	Y1R1 Reporting Template			
Eligible	Urban	Y1R1 Corrections Template	Clinical documents	E.H.R is used to look at all patients ad	
Eligible	Urban	Y1R1 Corrections Template			
Eligible	Urban	Y1R1 Reporting Template	Billing data is used		
Eligible	Urban	Y1R1 Reporting Template		The list of patients	
Eligible	Rural	Y1R1 Reporting Template			
Eligible	Rural	Y1R1 Corrections Template			
Eligible	Urban	Y1R1 Reporting Template			
Eligible	Rural	Y1R1 Reporting Template		Third party report	
Eligible	Rural	Y1R1 Reporting Template		Patient's registered	
Eligible	Urban	Y1R1 Corrections Template		Report run in Cerner to ascertain num	
Eligible	Urban	Y1R1 Reporting Template		We utilize our CPS	
Eligible	Rural	Y1R1 Reporting Template		We pulled a report	
Eligible		Y1R1 Corrections Template		Wilbarger General Hospital utilizes CP	
Eligible		Y1R1 Corrections Template		Wilbarger General Hospital utilizes CP	
Eligible		Y1R1 Corrections Template		Wilbarger General Hospital utilizes CP	

Y1R2 Data Source - HIE	Y1R2 Data Source - Registry	Y1R2 Data Source - Chart Review	Y1R2 Data Source - Other	Y1R2 MMC Reported	Y1R2: Sampling Used	Y1R2 All Payer Numer.	Y1R2 All Payer Denom.	Y1R2 All Payer Rate
				Yes	No	0	0	
				Yes	No	902	7440	0.121237
				Yes	No	44	178	0.247191
		Sample EMR Review	Pharmacy Director	No	No	219	219	1
			No data source to	No	No	0	0	
				Yes	No	884	7336	0.120502
				Yes	No	1400	8299	0.168695
n used by Val Verde Regional Medical		The manual chart review was used to		No	No	476	1987	0.239557
informaticist to pull data from the EHR.		Reviewed free text notes and other n		Yes	Yes	492.4932	2016	0.244292
				No	No	438	4955	0.088396
l the data from our MedHost system in		Our Clinical Informaticist manually re		Yes	No	383	1124	0.340747
				No	No	1242	3512	0.353645
		We manually review		Yes	Yes	212.8163	2844	0.07483
				Yes	No	1807	1988	0.908954
	Measure report is			No	No	225	1137	0.197889
				Yes	No	178	5827	0.030547
		Reviewed all patie		No	No	29	1840	0.015761
				Yes	No	486	2273	0.213814
			No data source to	No	No	0	0	
		After pulling needed		No	Yes	89.89474	244	0.368421
				Yes	No	10	614	0.016287
		Manual record review		Yes	Yes	506.1333	876	0.577778
				Yes	No	5638	87599	0.064361
		Yes, we manually review		Yes	Yes	428.4854	1217	0.352083
				Yes	No	0	0	
				No	Yes	647.7013	2504	0.258667
		We are randomly sampled and pulled		Yes	Yes	2879.944	7337	0.392523
				Yes	No	0	2	0
		Manual chart review	Documentation from	Yes	No	290	6295	0.046068
		IBM Watson care c		No	Yes	963.7795	1224	0.787402
				No	No	4746	10108	0.469529
				Yes	No	1114	1693	0.658004
				Yes	No	4776	13068	0.365473
		OB was not included		Yes	Yes	1390.797	4987	0.278884
				Yes	No	1191	6860	0.173615
		Random sample of		No	Yes	260.975	286	0.9125
		clinical data had to		Yes	Yes	139.6782	434	0.321839
				Yes	No	2	38	0.052632
	A discharge list the	Manual chart review was performed		Yes	Yes	1034.607	12537	0.082524
				Yes	No	164	164	1
				Yes	No	770	1460	0.527397
				Yes	No	49	7443	0.006583
				No	No	353	1182	0.298646
				Yes	No	15	5448	0.002753
				Yes	No	79	69841	0.001131
				Yes	Yes	465	465	1
				Yes	No	279	429	0.65035
		Looked at each record		No	No	133	9970	0.01334
ation		There will be a manual chart review c		No	No	0	0	
				Yes	No	5	1999	0.002501
				Yes	No	476	38149	0.012477

d to capture the numerator and denominator	Manual chart reviews were performed	Yes	No	122	200	0.61
		Yes	No	377	381	0.989501
	We manually reviewed	Yes	Yes	172.1411	2830	0.060827
ring the reporting period, and the numerator is the count of influenza vaccination		Yes	No	23	11554	0.001991
	Data obtained through	Yes	No	185	653	0.283308
		No	No	438	5439	0.08053
	Quality director approved	Yes	Yes	976.0781	1893	0.515625
	We manually reviewed	Yes	Yes	409.4122	1393	0.293907
	A manual chart review	No	Yes	3151.985	9123	0.345499
		No	No	60	252	0.238095
	IMM-2 Core Measures	Yes	Yes	582.9262	722	0.807377
	Charts that were on	Yes	Yes	442.056	5191	0.085158
	THE ER LOG AND I	No	No	102	107	0.953271
		Yes	No	14	5567	0.002515
		No	No	3601	13220	0.27239
report for all CY21 ER visits	Charts reviewed payer source, age, and	Yes	Yes	1261.421	3503	0.360097
	Manual chart review	Yes	No	136	295	0.461017
		Yes	No	400	2026	0.197433
	We use i2i Tracks	Yes	No	143	1330	0.107519
		Yes	No	3042	6344	0.479508
		No	No	893	1710	0.522222
		No	No	198	402	0.492537
		Yes	No	227	633	0.35861
	manual chart review	No	Yes	223.344	517	0.432
		Yes	No	12	32	0.375
.R.		Yes	No	28	361	0.077562
		Yes	No	9	9	1
emergency outpatients in 2021 with 2 or more encounters.		Yes	No	1823	5514	0.330613
	No data source to	No	No	0	0	
.R.		Yes	No	0	19	0
	Manual chart review	Yes	Yes	7464.884	8441	0.88436
	Patient Registry with	No	No	5692	9372	0.607341
ormaticist to pull data from the Electronic Health Record (EHR).		Yes	No	10	25	0.4
		No	No	554	2993	0.185099
I the data from our MedHost system in	Our Clinical Informaticist reviewed the	Yes	No	226	250	0.904
		No	No	2933	3444	0.851626
	Manual chart review	Yes	No	9	940	0.009574
		Yes	No	441	598	0.737458
	Measure report is	No	No	768	928	0.827586
		Yes	No	746	19460	0.038335
	Reviewed all patient	No	No	1347	1651	0.815869
		Yes	No	558	2207	0.252832
	No data source to	No	No	0	0	
		No	No	27	74	0.364865
		Yes	No	2136	3259	0.655416
		Yes	No	80	102	0.784314
		Yes	No	7610	87599	0.086873
	Yes, we manually reviewed	Yes	No	511	633	0.807267
		No	Yes	1242.453	2240	0.554667
	We are randomly sampled and pulled	Yes	Yes	5374.688	6615	0.8125
		Yes	No	5	19	0.263158
	Manual chart review	Yes	No	3388	5453	0.621309
sheet		No	No	890	1272	0.699686
		No	No	6679	7372	0.905996
		Yes	No	588	8209	0.071629
		Yes	No	11173	13339	0.837619
	After running report	Yes	No	29	428	0.067757

				Yes	No	1108	1367	0.810534
		Random sample of		No	Yes	253.825	286	0.8875
		all clinical data wa		Yes	Yes	124.9677	1043	0.119816
				Yes	No	10	80	0.125
		Manual chart review		Yes	Yes	5231	5683	0.920465
				Yes	No	164	164	1
		Some charts were		Yes	Yes	6166.104	11401	0.540839
				Yes	No	1113	6262	0.177739
				No	No	719	1113	0.646002
		We performed val		Yes	No	7113	11615	0.612398
				Yes	No	69685	69841	0.997766
				Yes	Yes	5424	5424	1
				Yes	No	337	2208	0.152627
				No	No	12694	14066	0.90246
tem				No	No	0	0	
				Yes	No	53	241	0.219917
		Cerner is utilized for		Yes	Yes	89.40639	979	0.091324
				No	No	100	100	1
				Yes	No	521	521	1
				Yes	No	18	1060	0.016981
ring the reporting period. AHRB does not have the ability to report whether				Yes	No	0	9129	0
		Data is obtained th		Yes	No	69	1514	0.045575
				No	No	998	3374	0.295791
		Unit manager review		Yes	Yes	3647.194	3692	0.987864
		We were able to p		Yes	No	24	1292	0.018576
		A manual chart review		No	Yes	7879.484	9046	0.871046
entation provided by patient during visit				No	No	0	5131	0
			Premier Health So	Yes	No	0	2250	0
		Charts that were o		Yes	Yes	4.986486	1107	0.004505
		REVIEWED FOR TC		Yes	No	13	24	0.541667
				Yes	No	1031	4994	0.206448
				No	No	10415	12016	0.866761
		The 40 patient visit		Yes	No	0	42	0
		Manual Chart Review		Yes	No	200	223	0.896861
				Yes	No	5	430	0.011628
				Yes	No	768	1409	0.545067
				Yes	No	5332	5511	0.96752
				No	No	1648	1748	0.942792
				No	No	75	330	0.227273
ch. We had a report written by an outside vendor, Acmeaware				Yes	No	36	346	0.104046
		manual chart review		No	Yes	1020.31	1528	0.667742
		We use Premier, Ir		Yes	No	29	2024	0.014328
				Yes	No	76	1860	0.04086
				Yes	No	17	1421	0.011963
				Yes	No	29	1901	0.015255
				Yes	No	14	1653	0.008469
				Yes	No	208	7713	0.026967
				Yes	No	6	1074	0.005587
was used to determine the attributed population, the denominator population				Yes	No	20	1320	0.015152
				Yes	No	125	1280	0.097656
		We use Premier, Ir		Yes	No	59	2234	0.02641
		The manual extrac	Steward utilizes so	Yes	No	40	822	0.048662
			a custom E.H.R. re	No	No	32	815	0.039264
				Yes	No	55	6384	0.008615
				Yes	No	35	1262	0.027734
was used to determine the attributed population, the denominator population				Yes	No	5	1301	0.003843
				No	No	72	2234	0.032229

	OB Performance D	Centricity Perinata	Yes	No	59	3839	0.015369
	Charts are audited		Yes	No	48	1841	0.026073
was used to determine the attributed	population, the denominator populat		Yes	No	41	4932	0.008313
	We use Premier, Ir		Yes	No	35	1543	0.022683
			Yes	No	41	1932	0.021222
			Yes	No	61	1796	0.033964
			No	No	35	1642	0.021315
		Vizient Clinical Dat	Yes	No	85	1839	0.046221
	We use Premier, Ir		Yes	No	34	1961	0.017338
	Nursing managers	We also run repor	No	No	82	2269	0.036139
	OB Performance D	Centricity Perinata	Yes	No	21	1565	0.013419
			No	No	17	1140	0.014912
			No	No	14	795	0.01761
			No	No	30	1811	0.016565
			Yes	No	47	1310	0.035878
			Yes	No	35	2149	0.016287
			Yes	No	57	1556	0.036632
	After data is pulle		Yes	No	7	1064	0.006579
	Numerator data is		No	No	11	2217	0.004962
	We use Premier, Ir		Yes	No	127	2969	0.042775
			Yes	No	17	1345	0.012639
			Yes	No	30	2001	0.014993
	We use Premier, Ir		Yes	No	16	453	0.03532
	We use Premier, Ir		Yes	No	118	5009	0.023558
			Yes	No	29	1884	0.015393
	Manual data abstr	Report compiled fr	No	No	10	808	0.012376
	Manual data abstr	Report compiled fr	No	No	29	795	0.036478
	OB Performance D	Centricity Perinata	Yes	No	4	721	0.005548
	We use Premier, Ir		Yes	No	123	3352	0.036695
	OB Performance D	Centricity Perinata	Yes	No	14	1986	0.007049
			Yes	No	89	2207	0.040326
			No	No	197	4191	0.047005
			Yes	No	100	3405	0.029369
	Data obtained thro		Yes	No	40	2382	0.016793
			No	No	143	2827	0.050584
	Conducted individ		Yes	No	356	6813	0.052253
			No	No	69	2463	0.028015
			Yes	No	30	3903	0.007686
			Yes	No	62	1730	0.035838
			Yes	No	84	3144	0.026718
	Medhost System	Premier Inc. Data I	Yes	No	93	2544	0.036557
	We use Premier, Ir		Yes	No	11	413	0.026634
was used to determine the attributed	population, the denominator populat		Yes	No	4	458	0.008734
			Yes	No	213	8900	0.023933
	Manual medical re		Yes	No	14	1291	0.010844
was used to determine the attributed	population, the denominator populat		Yes	No	7	1225	0.005714
			Yes	No	10	1954	0.005118
			Yes	No	68	8556	0.007948
			Yes	No	7	1412	0.004958
	We use Premier, Ir		Yes	No	4	676	0.005917
			Yes	No	15	1221	0.012285
			Yes	No	23	2608	0.008819
			No	No	224	6130	0.036542
			Yes	No	30	2574	0.011655
			Yes	No	74	1928	0.038382
			Yes	No	64	3299	0.0194
	OB Performance D	Centricity Perinata	Yes	No	67	4328	0.015481

				Yes	No	36	1713	0.021016
				Yes	No	75	2378	0.031539
	OB Performance D		Centricity Perinata	Yes	No	47	3757	0.01251
				Yes	No	52	4841	0.010742
				Yes	No	22	756	0.029101
				No	No	190	1972	0.096349
		We use Premier, Ir		Yes	No	62	3411	0.018176
				Yes	No	66	4364	0.015124
				Yes	No	31	1469	0.021103
			Vizient Clinical Dat	Yes	No	42	1118	0.037567
				No	No	13	995	0.013065
		All deliveries are re	Steward utilizes so	Yes	No	35	1932	0.018116
				Yes	No	50	1174	0.042589
				Yes	No	23	3120	0.007372
				Yes	No	22	721	0.030513
Information about				Yes	No	0	1142	0
			Individual Payer in	No	No	4	1179	0.003393
				No	No	45	730	0.061644
			Vizient Clinical Dat	Yes	No	38	1304	0.029141
	OB Performance D		Centricity Perinata	Yes	No	5	762	0.006562
			Vizient Clinical Dat	Yes	No	18	764	0.02356
				No	No	76	2664	0.028529
		We use Premier, Ir		Yes	No	6	1302	0.004608
	OB Performance D		Centricity Perinata	Yes	No	21	1964	0.010692
				Yes	No	86	1323	0.065004
to collect required data elements from discrete fields making it reliable, and				Yes	No	542	11453	0.047324
			MIDAS Healthcare	Yes	No	12	2007	0.005979
				No	No	87	1904	0.045693
				Yes	No	4	1810	0.00221
				No	No	166	3614	0.045932
		We use Premier, Ir		Yes	Yes	156.7875	2034	0.077083
		We perform chart		Yes	No	121	604	0.200331
				Yes	No	124	374	0.331551
			Premier data analy	Yes	No	41	141	0.29078
				Yes	No	33	362	0.09116
		Premier, our Vend		Yes	No	172	686	0.250729
				Yes	No	73	298	0.244966
was used to determine the attributed population, the denominator populat				Yes	No	330	1213	0.272053
				Yes	No	639	1277	0.500392
		We use Premier, Ir		Yes	Yes	234.2979	2245	0.104364
	Medisolv is the pa	All outliers are rev	we utilize VIZIENT	Yes	No	52	207	0.251208
		Sampled charts are	Medisolv software	No	No	104	239	0.435146
			HCA Obstetrics Da	Yes	No	773	2602	0.297079
			Patient informatio	Yes	No	45	158	0.28481
was used to determine the attributed population, the denominator populat				Yes	No	337	1200	0.280833
				No	No	73	190	0.384211
	OB Performance D	Manual review of	Centricity Perinata	Yes	No	295	1152	0.256076
		Documentation in		Yes	No	121	318	0.380503
was used to determine the attributed population, the denominator populat				Yes	No	1375	4458	0.308434
		We use Premier, Ir		Yes	Yes	117.4486	1552	0.075676
		Documentation in		Yes	Yes	844.6723	1933	0.436975
			Patient informatio	Yes	No	110	509	0.21611
				No	No	34	118	0.288136
		IBM Watson Healt		Yes	No	154	447	0.344519
		We use Premier, Ir		Yes	Yes	221.3939	1967	0.112554
		We are manually l		No	No	83	410	0.202439
	OB Performance C	Manual review of	Centricity Perinata	Yes	No	117	484	0.241736

				No	No	41	152	0.269737
ata collection.		Manual chart review to enter elemen		No	No	17	95	0.178947
				No	No	28	144	0.194444
			Premier data analy	Yes	No	28	92	0.304348
	UTSW uses data pr	UT Southwestern t		Yes	No	28	66	0.424242
			Patient informatio	Yes	No	32	105	0.304762
				Yes	No	161	688	0.234012
		Numerator data is		No	No	158	2217	0.071267
		We use Premier, Ir		Yes	Yes	223.6075	2980	0.075036
			Utilized QAPI data	Yes	No	128	469	0.272921
		Manual review of		Yes	No	48	126	0.380952
		We use Premier, Ir		Yes	Yes	23.55043	454	0.051873
		We use Premier, Ir		Yes	Yes	518.8296	5024	0.10327
				Yes	No	88	661	0.133132
		Manual data abstr	Report compiled fr	No	No	70	289	0.242215
		Manual data abstr	Report compiled fr	No	No	45	253	0.177866
	OB Performance D	Manual review of	Centricity Perinata	Yes	No	36	248	0.145161
		We use Premier, Ir		Yes	Yes	287.3138	3362	0.085459
	OB Performance D	Manual review of	Centricity Perinata	Yes	No	160	525	0.304762
			Amalga, internal d	Yes	Yes	136.5088	502	0.27193
				No	No	108	465	0.232258
			Patient informatio	Yes	No	18	146	0.123288
		Population identifi		Yes	No	37	149	0.248322
				No	No	32	152	0.210526
		Conducted individ		Yes	No	661	2156	0.306586
				No	No	307	848	0.362028
				Yes	No	217	1049	0.206864
			Premier data analy	Yes	No	23	113	0.20354
		CMS defined PC-02		Yes	No	137	629	0.217806
	MedHost System		Premier Inc. Data I	Yes	No	1004	2187	0.459076
		We use Premier, Ir		Yes	Yes	34.29586	414	0.08284
was used to determine the attributed population, the denominator populat				Yes	No	125	412	0.303398
		Documentation in		Yes	Yes	2877.833	8908	0.323062
		Manual Chart Revi	Medisolv follows t	Yes	No	42	123	0.341463
was used to determine the attributed population, the denominator populat				Yes	No	280	1119	0.250223
				Yes	No	134	535	0.250467
				Yes	No	548	2065	0.265375
				Yes	No	78	320	0.24375
		We use Premier, Ir		Yes	Yes	78.70494	676	0.116427
				Yes	No	70	283	0.24735
			HCA Obstetrics Da	Yes	No	238	837	0.284349
				No	No	147	566	0.259717
				Yes	No	125	468	0.267094
			Patient informatio	Yes	No	123	288	0.427083
			Patient informatio	Yes	No	237	1054	0.224858
	OB Performance D	Manual review of	Centricity Perinata	Yes	No	374	1443	0.259182
			Premier data analy	Yes	No	21	97	0.216495
			Patient informatio	Yes	No	33	152	0.217105
	OB Performance D	Manual review of	Perinatal System is	Yes	No	385	1333	0.288822
				Yes	No	248	977	0.253838
		The data is manua		Yes	No	39	228	0.171053
		Using Cerner E-qu		Yes	Yes	88.88889	400	0.222222
		We use Premier, Ir		Yes	Yes	502.8354	3421	0.146985
				Yes	No	225	940	0.239362
				Yes	No	124	413	0.300242
		IBM Watson Healt		Yes	No	88	327	0.269113
ata collection.		Manual chart review to enter elemen		No	No	29	113	0.256637

	MediSolv is the pa	Charts were manu		Yes	No	179	348	0.514368
			Patient informatio	Yes	No	71	283	0.250883
				Yes	No	23	3120	0.007372
				Yes	No	35	277	0.126354
I to obtain data set.			Queried Medhost	Yes	No	114	311	0.366559
			Individual Payer in	No	No	113	362	0.312155
				No	No	77	196	0.392857
		IBM Watson Healt		Yes	No	71	317	0.223975
	OB Performance D	Manual review of	Centricity Perinata	Yes	No	94	247	0.380567
		IBM Watson Healt		Yes	No	50	129	0.387597
				No	No	47	176	0.267045
		We use Premier, Ir		Yes	Yes	110.7425	1305	0.08486
	OB Performance D	Manual review of	Centricity Perinata	Yes	No	183	646	0.283282
				Yes	No	93	212	0.438679
				Yes	No	68	307	0.221498
			MIDAS Healthcare	Yes	Yes	382.8261	1761	0.217391
				No	No	27	167	0.161677
				Yes	No	440	1307	0.336649
				No	No	244	887	0.275085
			Lab results monito		No	0	0.042	0
		Central Surveillanc	TheraDoc, a Premi		No	1	5.541	0.180473
			NHSN using the SIF		No	16	13.049	1.226148
			Report retrieved fr		No	4	8.485	0.47142
					No	9	11	0.818182
			NSHN CAUTI repor		No	5	3.299	1.515611
record then assign	DHR abstracts pati	Infection Preventionists manually review charts		No		28	20.095	1.393381
			NHSN CAUTI repor		No	2	2.33	0.858369
a linked to the E.H.R. and the E.H.R., Cerner					No	1	4.066	0.245942
			NHSN aggregates t		No	6	12.639	0.474721
					No	10	9.997	1.0003
			NHSN aggregates t		No	5	16.387	0.30512
		Central Surveillanc	TheraDoc, a Premi		No	4	6.639	0.6025
	NHSN = All CAUTI	All positive urine c	Hospital uses Infec		No	1	3.575	0.27972
		Use the NHSH tem	Custom E.H.R. rep		No	3	6.305	0.475813
	Information was o				No	41	49.24	0.832656
			All CMS required h		No	5	13.76526	0.363233
			NHSN aggregates t		No	1	1.891	0.528821
					No	2	3.21	0.623053
		Occasionally manu	We use the TheraD		No	10	10.89	0.918274
			NHSN aggregates t		No	0	0.029	0
		Manual chart revie	NHSN Reporting- F		No	8	21.087	0.379381
			NHSN aggregates t		No	9	19.139	0.470244
		Central Surveillanc	TheraDoc, a Premi		No	2	8.433	0.237164
		Utilized for data ac			No	34	41.991	0.809697
			NHSN Reporting- F		No	3	10.24	0.292969
			All CMS required h		No	9	3.463834	2.598277
					No	2	1.859	1.075847
		manually reviewed	National Healthcare Safety Ne	No		4	6.735	0.593912
		Central Surveillanc	TheraDoc, a Premi		No	0	2.35	0
			NHSN's CAUTI SIR		No	9	10.165	0.885391
			NHSN, data surveil		No	0	0.567	0
		Review of patient information/charts in Cerner M		No		12	16.044	0.747943
		Occasionally manu	We use the TheraD		No	0	2.302	0
					No	0	2.752	0
					No	0	2.312	0
					No	4	3.7354	1.070836
					No	5	13.67	0.365764

		UT Southwestern	UTSW uses data p	No	14	40.79	0.343221
			All CMS required h	No	9	7.28798	1.23491
		Refer to EHR.	National Health ar	No	2	8.913	0.224391
		Occasionally manu	We use the TheraDoc	No	1	5.396	0.185322
EPIC as the electronic health record for		Central Surveillance	TheraDoc, a Premier infection	No	0	0.273	0
		Observed Cases ar	National Healthca	No	28	17.821	1.57118
		Central Surveillance	TheraDoc, a Premi	No	11	48.726	0.225752
				No	2	0.489	4.08998
		All positive urine c		No	5	4.437	1.126888
		Central Surveillance	TheraDoc, a Premi	No	1	1.32	0.757576
		Central Surveillance	TheraDoc, a Premi	No	11	23.867	0.460887
		Central Surveillance	TheraDoc, a Premi	No	0	0.582	0
	NHSN aggregate d		EHR data is what t	No	28	22.586	1.239706
		Manual review of		No	22	19.952	1.102646
		Used the HER and microbiology lab reports. Use		No	0	3.194	0
		Manual review of		No	3	5.512	0.544267
		Occasionally manu	We use the TheraDoc	No	0	2.159	0
		Central Surveillance	TheraDoc, a Premi	No	2	7.41	0.269906
			NHSN Reporting- F	No	1	1.957	0.510986
		Occasionally manu	We use the TheraDoc	No	4	4.693	0.852333
				No	12	42.182	0.284482
			All CMS required h	No	2	1.864157	1.072871
		Central Surveillance	TheraDoc, a Premi	No	0	0.479	0
				No	10	20.592	0.485625
			This is a CHRISTUS	No	0	0	
				No	20	35.47	0.563857
nce system, Vigilanz			Numerator events are investigated electronically	No	8	16.939	0.472283
			NHSN CAUTI Data	No	11	12.3491	0.890753
		Central Surveillance	TheraDoc, a Premi	No	1	0.452	2.212389
		Occasionally manu	We use the TheraDoc	No	2	4.059	0.492732
				No	11	13.173	0.835041
	Med Mine and Infe		confirmation of ca	No	7	14.781	0.473581
			NHSN's CAUTI SIR	No	5	5.297	0.943931
				No	14	12.627	1.108735
		Central Surveillance	TheraDoc, a Premi	No	1	1.206	0.829187
			NHSN aggregates t	No	2	7.39	0.270636
			NHSN Reporting- F	No	11	26.117	0.421182
			NHSN was utilized	No	3	6.773	0.442935
				No	1	0.966	1.035197
			NHSN aggregates t	No	1	4.776	0.20938
			NHSN CAUTI repor	No	4	4.611	0.867491
			NHSN risk-adjuste	No	5	7.583	0.65937
		Central Surveillance	TheraDoc, a Premi	No	0	0.04	0
			Report retrieve	No	4	3.041	1.315357
		Central Surveillance	TheraDoc, a Premi	No	2	1.637	1.221747
			NHSN risk-adjuste	No	1	4.528	0.220848
			The hospital had 0 incidences	No	0	2.316	0
				No	4	4.6497	0.860271
		Occasionally manu	We use the TheraDoc	No	4	9.794	0.408413
		There were 0 infec		Yes	0	1208	0
	Information was o			No	13	8.284	1.56929
				No	7	12.19	0.574241
			Lab results monito	No	0	0.021	0
			NHSN risk-adjuste	No	4	15.476	0.258465
			All CMS required h	No	8	10.06497	0.794836
			All CMS required h	No	32	16.07959	1.990101
			Lab results monito	No	0	0.007	0

		Occasionally manu	We use the Thera	No	7	15.227	0.45971
				No	12	6.619	1.812963
			All CMS required h	No	27	34.44959	0.783754
		Occasionally manu	We use the Thera	No	9	23.191	0.388082
			NHSN's CAUTI SIR	No	6	7.817	0.767558
				No	0	470	0
			NHSN risk-adjuste	No	6	16.487	0.363923
			The organization reported CA	No	10	3.211	3.114295
		Infection Preventio	Lab flags positive u	No	29	17.727	1.635923
			NHSN aggregates t	No	0	0.023	0
		Central Surveillanc	TheraDoc, a Premi	No	6	8.703	0.689417
			NHSN risk-adjuste	No	15	18.395	0.815439
			We utilized the NH	No	30	15	2
		manually reviewe	National Healthcar	No	1	3983	0.000251
				No	1	0.7004	1.427756
			National Healthcar	No	6	2.694	2.227171
			Third Party IC soft	No	31	41.508	0.746844
			EHR data is what t	No	1	1.607	0.622278
Information about care of patient can be shared with ph				No	6	6.993	0.858001
PC component. It has an artificial intelligence built into it to flag potential events for us t				No	23	20.326	1.131556
				No	4	4.775	0.837696
		manually reviewe	National Healthcare Safety Ne	No	6	5.49	1.092896
		manually reviewe	National Healthcar	No	2	2292	0.000873
		Occasionally manu	We use the Thera	No	1	1.416	0.706215
		manually reviewe	National Healthcar	No	1	5987	0.000167
				No	12	10.8412	1.106889
		Central Surveillanc	TheraDoc, a Premi	No	0	3.695	0
		Occasionally manu	We use the Thera	No	1	1.086	0.92081
				No	0	7.081	0
i validated and uploaded for CMS				No	0	0.547	0
				No	36	42.572	0.845626
			NHSN reporting. D	No	17	12.767	1.331558
				No	0	0	
			NHSN, data surveil	No	19	41.857	0.453926
			NHSN's CAUTI SIR	No	7	7.8	0.897436
				No	0	6.65359	0
			Data for this meas	No	19	14.488	1.31143
			National Healthcar	No	13	11.662	1.114732
			Lab results monito	No	0	0.008	0
		Central Surveillanc	TheraDoc, a Premi	No	6	7.052	0.850822
			NHSN using the SIR	No	6	9.284	0.646273
			Report retrieved fr	No	18	5.616	3.205128
				No	13	12	1.083333
			NSHN CLABSI repo	No	5	4.132	1.210068
record then assign DHR abstracts pati				No	53	20.434	2.593716
			NHSN CLABSI repo	No	2	2.722	0.734754
e linked to E.H.R. and individual case reviews in E.H.R. Cerner				No	6	4.134	1.451379
			NHSN aggregates t	No	5	9.004	0.555309
				No	14	8.386	1.669449
			NHSN aggregates t	No	13	22.657	0.573774
		Central Surveillanc	TheraDoc, a Premi	No	4	7.222	0.553863
	NHSN = All CLABSI	All positive blood c	Hospital uses Infec	No	0	2.138	0
		Use the NHSN tem	Custom log to cou	No	3	3.058	0.981033
	Information was o			No	64	60.638	1.055444
			All CMS required h	No	17	8.089325	2.101535
			NHSN aggregates t	No	0	1.987	0
				No	4	3.434	1.164822

		Occasionally manu	We use the TheraDoc	No	16	14.525	1.101549
			NHSN aggregates t	No	0	0.156	0
		The medical recor	NHSN Reporting- F	No	16	13.696	1.168224
			NHSN aggregates t	No	12	24.669	0.48644
		Central Surveillanc	TheraDoc, a Premi	No	4	9.51	0.42061
		Utilized for data ac		No	54	52.823	1.022282
			NHSN Reporting- F	No	6	6.847	0.876296
			All CMS required h	No	18	3.713501	4.847178
				No	7	1.9614	3.568879
		manually reviewed	National Healthcare Safety Ne	No	0	5.085	0
		Central Surveillanc	TheraDoc, a Premi	No	3	3.279	0.914913
			NHSN's CLABSI SIR	No	6	6.903	0.869187
			NHSN, data surveil	No	0	0.101	0
		Review of patient information/charts in Cerner M		No	6	10.471	0.573011
		Occasionally manu	We use the TheraDoc	No	1	3.808	0.262605
				No	1	2.3007	0.43465
				No	1	1.2718	0.786287
				No	5	3.4827	1.435668
				No	21	13.94	1.506456
		UT Southwestern u	UTSW uses data pr	No	46	37.72	1.219512
			All CMS required h	No	23	5.757565	3.994744
		Refer to EHR.	National Health ar	No	13	7.821	1.662192
		Occasionally manu	We use the TheraDoc	No	0	4.609	0
		Central Surveillanc	TheraDoc, a Premi	No	0	0.007	0
		Observed Cases ar	National Healthcar	No	18	9.175	1.961853
		Central Surveillanc	TheraDoc, a Premi	No	29	43.92	0.660291
				No	1	0.283	3.533569
		All positive blood c		No	13	5.242	2.479969
		Central Surveillanc	TheraDoc, a Premi	No	3	1.152	2.604167
		Central Surveillanc	TheraDoc, a Premi	No	33	24.351	1.35518
		Central Surveillanc	TheraDoc, a Premi	No	18	5.615	3.205699
	NHSN Aggregate D		EHR data is what t	No	4	19.174	0.208616
		Manual review of		No	23	14.519	1.584131
nd central line device days			lab reports and nursing documentation within th	No	0	3.425	0
		Manual review of		No	0	1.672	0
		Occasionally manu	We use the TheraDoc	No	0	2.324	0
		Central Surveillanc	TheraDoc, a Premi	No	17	9.071	1.874104
			NHSN Reporting- F	No	3	2.309	1.299264
		Occasionally manu	We use the TheraDoc	No	2	5.237	0.381898
				No	27	34.7477	0.77703
			All CMS required h	No	1	1.65563	0.604
		Central Surveillanc	TheraDoc, a Premi	No	3	0.581	5.163511
				No	3	15.344	0.195516
			This is a CHRISTUS	No	0	0	
				No	14	25.8363	0.541873
nce system, Vigilanz			Numerator events are investigated electronically	No	9	13.841	0.650242
			NHSN CLABSI Data	No	6	13.461	0.445732
		Central Surveillanc	TheraDoc, a Premi	No	0	0.667	0
		Occasionally manu	We use the TheraDoc	No	3	4.508	0.665484
				No	17	14.789	1.149503
	Infection of Data n	confirmation of ca		No	13	13.658	0.951823
			NHSN's CLABSI SIR	No	11	5.149	2.136337
				No	7	14.264	0.490746
		Central Surveillanc	TheraDoc, a Premi	No	1	1.061	0.942507
			NHSN aggregates t	No	6	8.968	0.669045
			NHSN Reporting- F	No	18	27.96	0.643777
			NHSN was utilized	No	5	5.152	0.970497

			NHSN aggregates	No	3	1.758	1.706485	
			NHSN CLABSI repo	No	6	4.219	1.422138	
			NHSN risk-adjusted	No	17	6.01	2.828619	
		Central Surveillance	TheraDoc, a Premi	No	0	0.049	0	
			Report retrieved fr	No	6	2.689	2.231313	
		Central Surveillance	TheraDoc, a Premi	No	4	1.872	2.136752	
			NHSN risk-adjusted	No	2	4.46	0.44843	
			Management	No	0	0		
				No	4	4.32803	0.924208	
		Occasionally manu	We use the TheraDoc	No	9	7.58	1.187335	
		There were 0 infec		Yes	0	1001	0	
	Information was o			No	7	6.956	1.006325	
				No	7	11.4587	0.61089	
			Lab results monito	No	0	0.002	0	
			NHSN risk-adjusted	No	9	11.831	0.760713	
			All CMS required h	No	13	7.445771	1.745957	
			All CMS required h	No	25	13.73205	1.820559	
			Lab results monito	No	0	0.003	0	
		Occasionally manu	We use the TheraDoc	No	27	29.997	0.90009	
				No	3	5.76	0.520833	
			All CMS required h	No	45	22.43565	2.005737	
		Occasionally manu	We use the TheraDoc	No	22	22.654	0.971131	
			NHSN's CLABSI SIR	No	9	8.664	1.038781	
				No	0	470	0	
			NHSN risk-adjusted	No	11	16.948	0.649044	
			The organization r	No	7	1.61	4.347826	
		Infection Preventio	Lab flags positive b	No	38	14.579	2.606489	
			NHSN aggregates t	No	0	0.062	0	
		Central Surveillance	TheraDoc, a Premi	No	9	11.301	0.79639	
			NHSN risk-adjusted	No	6	13.548	0.44287	
			We utilized the NH	No	16	11.7	1.367521	
		manually reviewed	National Healthcar	No	0	3707	0	
				No	1	0.75922	1.317141	
			National Healthcar	No	4	5.537	0.722413	
			Third Party IC soft	No	9	30.951	0.290782	
			EHR data is what t	No	1	1.474	0.678426	
Information shared with physician's office and transfer/c				Information was obtained fro	No	6	4.3336	1.38453
C component. It has an artificial intelligence built into it to flag potential events for us					No	14	12.329	1.135534
				No	2	3.284	0.609013	
		manually reviewed	National Healthcare Safety Ne	No	5	2.636	1.896813	
		manually reviewed	National Healthcar	No	2	2092	0.000956	
		Occasionally manu	We use the TheraDoc	No	3	1.857	1.615509	
		manually reviewed	National Healthcar	No	0	4837	0	
				No	10	5.87611	1.701806	
		Central Surveillance	TheraDoc, a Premi	No	10	2.762	3.620565	
		Occasionally manu	We use the TheraDoc	No	1	1.802	0.554939	
				No	4	7.268	0.550358	
			EHR data is what t	No	0	0.074	0	
				No	60	41.953	1.430172	
			NHSN reporting. D	No	8	6.491	1.232476	
				No	0	0		
			NHSN, data surveil	No	17	30.11	0.564596	
			NHSN's CLABSI SIR	No	9	8.757	1.027749	
				No	2	3.70182	0.540275	
			Data for this meas	No	8	12.777	0.626125	
			National Healthcar	No	23	13.229	1.738605	

		Lab results monitored	No	0	0.742	0
	Central Surveillance	TheraDoc, a Premier	No	10	24.116	0.414662
		NHSN using SIR for	No	28	45.926	0.609676
		Report retrieved from	No	25	36.901	0.677488
			No	30	65	0.461538
		NHSN Report for C	No	5	18.159	0.275346
record then assign	DHR abstracts patient	Infection Preventionists manually review charts	No	18	76.359	0.235729
		NHSN Report for C	No	2	7.236	0.276396
e and the E.H.R. Cerner			No	2	24.802	0.080639
		NHSN aggregates t	No	13	43.867	0.29635
			No	22	52.923	0.415698
		NHSN aggregates t	No	22	41.161	0.534487
	Central Surveillance	TheraDoc, a Premier	No	9	23.694	0.379843
		Hospital uses Infe	No	13	15.946	0.815251
		Use the NHSN tem	No	31	22.169	1.398349
	Information was o	Sentry 7 database	No	68	289.19	0.23514
		All CMS required h	No	11	51.73614	0.212617
		NHSN aggregates t	No	1	8.628	0.115902
			No	9	31.34	0.287173
	Occasionally manu	We use the TheraD	No	9	45.334	0.198526
		NHSN aggregates t	No	2	0.403	4.962779
	Medical records of	NHSN Reporting- F	No	18	58.533	0.307519
		NHSN aggregates t	No	52	69.592	0.747212
	Central Surveillance	TheraDoc, a Premier	No	15	31.065	0.482859
	Utilized for data ac	Utilized for data ac	No	29	101.74	0.28504
		NHSN Reporting- F	No	3	23	0.130435
		All CMS required h	No	6	17.35522	0.345717
			No	7	29.099	0.240558
	manually reviewed	National Healthcare Safety Ne	No	25	26.892	0.929645
	Central Surveillance	TheraDoc, a Premier	No	4	12.787	0.312818
		NHSN's Acute Care	No	8	25.304	0.316156
		NHSN, data surveil	No	1	0.561	1.782531
	Review of patient	information/charts in Cerner M	No	2	23.85	0.083857
	Occasionally manu	We use the TheraD	No	0	10.794	0
			No	6	25.628	0.234119
			No	2	7.057	0.283407
			No	6	17.7533	0.337965
			No	44	52.739	0.834297
	UT Southwestern U	UTSW uses data pr	No	48	103.57	0.463455
		All CMS required h	No	11	38.31295	0.287109
		Electronic surveilla	No	11	41.451	0.265374
	Occasionally manu	We use the TheraD	No	3	21.386	0.140279
	Central Surveillance	TheraDoc, a Premier	No	0	0.332	0
	Observed Cases ar	National Healthcar	No	32	45.492	0.70342
	Central Surveillance	TheraDoc, a Premier	No	83	99.094	0.837589
			No	1	1.02147	0.978981
		All positive clostric	No	3	13.17	0.22779
	Central Surveillance	TheraDoc, a Premier	No	4	4.588	0.87184
	Central Surveillance	TheraDoc, a Premier	No	55	69.185	0.79497
	Central Surveillance	TheraDoc, a Premier	No	0	1.65	0
	NHNS Aggregate D	EHR data is what t	No	9	44.955	0.2002
		Manual review of	No	25	49.639	0.503636
		Review chart and l	Use Patient days from statisti	5	9.755	0.512558
		Manual review of		2	10.763	0.185822
	Occasionally manu	We use the TheraD	No	0	10.684	0
	Central Surveillance	TheraDoc, a Premier	No	23	27.928	0.823546
		NHSN Reporting- F	No	5	12.045	0.41511

		Occasionally manu	We use the TheraDoc	No	1	19.567	0.051106
				No	94	196.09	0.479372
			All CMS required h	No	0	12.70589	0
		Central Surveillanc	TheraDoc, a Premi	No	1	1.993	0.501756
				No	10	29.737	0.336281
			This is a CHRISTUS	No	0	0	
				No	28	84.027	0.333226
nce system, Vigilanz		Numerator events	are investigated to ensure acc	No	17	65.638	0.258996
			NHSN CDI Data	No	5	39.25	0.127389
		Central Surveillanc	TheraDoc, a Premi	No	2	2.088	0.957854
		Occasionally manu	We use the TheraDoc	No	5	16.407	0.304748
				No	45	70.743	0.636105
	Med Mine, an Infe		confirmation of ca	No	51	179.72	0.283775
			NHSN's Acute Care	No	4	14.365	0.278455
				No	2	30.177	0.066276
		Central Surveillanc	TheraDoc, a Premi	No	0	6.871	0
			NHSN aggregates t	No	4	23.928	0.167168
			NHSN Reporting- F	No	23	151.237	0.152079
			NHSN was utilized	No	8	16.446	0.48644
				No	0	2.81565	0
			NHSN aggregates t	No	5	25.857	0.193371
			NHSN Report for C	No	2	24.357	0.082112
			NHSN risk-adjuste	No	7	55.624	0.125845
		Central Surveillanc	TheraDoc, a Premi	No	0	0.084	0
			Report retrieved fr	No	8	12.95	0.617761
		Central Surveillanc	TheraDoc, a Premi	No	6	7.222	0.830795
			NHSN risk-adjuste	No	3	30.284	0.099062
			The denominator is a rate pul	No	7	5.347	1.309145
				No	10	30.9716	0.322876
		Occasionally manu	We use the TheraDoc	No	5	25.908	0.192991
		There were 0 Clos		Yes	0	77	0
	Information was o			No	10	40.659	0.245948
				No	18	72.5867	0.247979
			Lab results monito	No	0	1.241	0
			NHSN risk-adjuste	No	18	49.199	0.365861
			All CMS required h	No	16	38.67847	0.413667
			All CMS required h	No	35	93.97008	0.372459
			Lab results monito	No	0	0.295	0
		Occasionally manu	We use the TheraDoc	No	41	99.332	0.412757
				No	38	55.589	0.683588
			All CMS required h	No	22	75.85669	0.290021
		Occasionally manu	We use the TheraDoc	No	13	66.329	0.195993
			NHSN's Acute Care	No	17	31.604	0.537907
				No	0	470	0
			NHSN risk-adjuste	No	20	76.815	0.260366
			The organization r	No	10	7.812	1.280082
		Infection Preventi	Lab flags positive C	No	5	8.248	0.606208
			NHSN aggregates t	No	2	0.644	3.10559
		Central Surveillanc	TheraDoc, a Premi	No	27	38.078	0.709071
			NHSN risk-adjuste	No	15	57.068	0.262844
			We utlized the NH	No	22	83.209	0.264394
		"manually reviewe	National Healthcar	No	1	28484	3.51E-05
				No	3	6.3339	0.473642
			National Healthcar	No	2	8.629	0.231777
			Third Party IC soft	No	31	80.506	0.385064
			EHR data is what t	No	0	6.727	0
H.I.E. enables one to receive information on patient care		The NHSN is a extensively use	No		41	33.15	1.236802

C component. It has an artificial intelligence built into it to flag potential events for us to	No	18	72.102	0.249646
	No	7	14.512	0.482359
manually reviewed National Healthcare Safety Net	No	8	14.453	0.553518
"manually reviewed National Healthcare Safety Net	No	3	8401	0.000357
Occasionally manually reviewed National Healthcare Safety Net	No	0	7.572	0
"manually reviewed National Healthcare Safety Net	No	3	24406	0.000123
	No	4	28.567	0.140022
Central Surveillance of National Healthcare Safety Net	No	4	11.822	0.338352
Occasionally manually reviewed National Healthcare Safety Net	No	2	5.815	0.343938
	No	1	18.069	0.055343
	No	0	0.195	0
EHR data is what the data is	No	101	179.59	0.562392
NHSN reporting. Data is not reported	No	25	36.887	0.677746
	No	3	6.93927	0.432322
NHSN, data surveillance	No	24	45.627	0.526004
NHSN's Acute Care	No	23	36.171	0.635869
	No	11	37.669	0.292017
Data for this measure	No	20	31.958	0.625821
National Healthcare Safety Net	No	29	93.588	0.309869
Surgical Services and	No	0	0	
EPIC as the electronic health record for Central Surveillance of National Healthcare Safety Net	No	8	3.925	2.038217
	No	6	4.496	1.33452
Report retrieved from	No	1	2.961	0.337724
	No	4	6	0.666667
NHSN SSI report	No	1	4.192	0.23855
record then assign DHR abstracts patient	No	12	15.142	0.792498
	No	2	5.357	0.373343
is linked to the E.H.R and the E.H.R, Cerner	No	0	0.582	0
	No	1	2.737	0.365364
	No	3	4.305	0.696864
	No	7	5.895	1.187447
EPIC as the electronic health record for Central Surveillance of National Healthcare Safety Net	No	6	5.983	1.002841
	No	0	2.23	0
Use the NHSN term	No	1	7.026	0.142328
Information was obtained	No	46	41.099	1.119249
	No	5	5.42	0.922509
	No	0	1.985	0
	No	0	3.869	0
Any post discharge	No	3	6.299	0.476266
	No	0	0	
Records of all patient	No	8	6.507	1.229445
	No	4	10.071	0.39718
EPIC as the electronic health record for Central Surveillance of National Healthcare Safety Net	No	2	3.676	0.54407
	No	7	10.675	0.655738
	No	0	3.391	0
	No	2	1.626	1.230012
	No	7	4.698	1.489996
manually reviewed National Healthcare Safety Net	No	0	69	0
EPIC as the electronic health record for Central Surveillance of National Healthcare Safety Net	No	6	2.748	2.183406
	No	1	1.542	0.648508
	No	1	2.016	0.496032
Review of patient information/charts in Cerner	No	2	4.207	0.475398
Any post discharge	No	0	1.61	0
	No	4	2.718	1.47167
	No	2	1.575	1.269841
	No	2	4.064	0.492126
	No	1	1.865	0.536193

		UT Southwestern	UTSW uses data provided by	No	19	11.13	1.707098
			All CMS required h	No	5	6.519	0.766989
		Refer to EHR.	National Health ar	No	9	5.179	1.737787
Any post discharge		Occasionally manu	We use the TheraDoc	No	1	3.24	0.308642
EPIC as the electronic health record fr		Central Surveillance	TheraDoc, a Premier infection	No	0	1.886	0
		Observed Cases ar	National Healthcare Safety Ne	No	1	3.85	0.25974
EPIC as the electronic health record fr		Central Surveillance	TheraDoc, a Premier infection	No	23	18.76	1.226013
				No	0	0.454	0
		Cases on EHR worl		No	2	1.87	1.069519
EPIC as the electronic health record fr		Central Surveillance	TheraDoc, a Premier infection	No	1	0.959	1.042753
EPIC as the electronic health record fr		Central Surveillance	TheraDoc, a Premier infection	No	12	11.708	1.02494
		Central Surveillance	TheraDoc, a Premi	No	0	0	
	NHSN Aggregate D		EHR data is what t	No	0	9.911	0
		Manual review of		No	6	8.539	0.702658
		Review of surgical	Hospital surgery schedule and	No	0	0.753	0
		Manual review of		No	0	1.191	0
Any post discharge		Occasionally manu	We use the TheraDoc	No	1	1.625	0.615385
EPIC as the electronic health record fr		Central Surveillance	TheraDoc, a Premier infection	No	1	3.858	0.259202
			NHSN Reporting- F	No	0	1.127	0
Any post discharge		Occasionally manu	We use the TheraDoc	No	2	3.513	0.569314
				No	28	22.32	1.25448
			All CMS required h	No	0	0.937	0
EPIC as the electronic health record fr		Central Surveillance	TheraDoc, a Premier infection	No	0	0.324	0
				No	9	7.36	1.222826
			This is a CHRISTUS	No	0	0	
				No	16	12.8	1.25
nce system, Vigilanz		Numerator events	are investigated through man	No	7	9.238	0.75774
			NHSN SSI Data	No	7	7.173	0.975882
EPIC as the electronic health record fr		Central Surveillance	TheraDoc, a Premier infection	No	0	0.269	0
Any post discharge		Occasionally manu	We use the TheraDoc	No	2	1.672	1.196172
				No	7	6.732	1.03981
	Med Mine, an infe	confirmation of ca		No	2	21.192	0.094375
			NHSN's Complex 3	No	1	2.329	0.429369
				No	1	4.284	0.233427
EPIC as the electronic health record fr		Central Surveillance	TheraDoc, a Premier infection	No	2	1.763	1.13443
			NHSN aggregates t	No	0	2.977	0
			NHSN Reporting- F	No	4	20.908	0.191314
			NHSN was utilized	No	3	1.68	1.785714
				No	1	4.492	0.222618
			NHSN aggregates t	No	3	3.038	0.987492
			NHSN SSI report	No	5	3.647	1.37099
			NHSN risk-adjuste	No	5	13.01	0.38432
EPIC as the electronic health record fr		Central Surveillance	TheraDoc, a Premier infection	No	0	0.273	0
			Report retrieved fr	No	6	2.469	2.430134
EPIC as the electronic health record fr		Central Surveillance	TheraDoc, a Premier infection	No	5	3.948	1.266464
			NHSN risk-adjuste	No	3	6.191	0.484574
			Management	No	0	0	
				No	5	6.301	0.793525
Any post discharge		Occasionally manu	We use the TheraDoc	No	3	4.912	0.610749
		A manual chart rev		Yes	3.008043	374	0.008043
	Information was o			No	6	8.914	0.673098
				No	10	9.453	1.057865
			Surgical Services a	No	0	0	
			NHSN risk-adjuste	No	7	8.141	0.859845
			All CMS required h	No	4	8.258	0.484379
			All CMS required h	No	5	11.415	0.43802
			Surgical Services a	No	0	0	

Any post discharge		Occasionally manu	We use the TheraDoc	No	4	11.972	0.334113
				No	5	4.944	1.011327
			All CMS required h	No	15	9.384	1.598465
Any post discharge		Occasionally manu	We use the TheraDoc	No	10	11.145	0.897263
			NHSN's Complex 3	No	0	3.005	0
				No	0	470	0
			Complex 30 day SS	No	2	6.513	0.307078
			The information fo	No	3	2.712	1.106195
		Infection Preventio	30-day readmissio	No	7	5.322	1.315295
			NHSN aggregates t	No	0	0.233	0
EPIC as the electronic health record for	Central Surveillanc		TheraDoc, a Premier infection	No	9	10.051	0.895433
			NHSN risk-adjusted	No	8	6.176	1.295337
			We utilized the NH	No	4	7.01	0.570613
		manually reviewed	National Healthcar	No	0	24	0
				No	0	1.466	0
			National Health Sa	No	1	2.297	0.43535
			Third Party IC soft	No	4	5.87	0.681431
			EHR data is what t	No	0	0.731	0
Patient information can be sent directly to physician, ne			The NHSN is a broadly used tr	No	10	11.953	0.83661
C component. It has an artificial intelligence built into it			Post discharge reports are use	No	2	5.158	0.387747
at assist in identifying potential SSI and allows for monitoring and preventive measures				No	1	1.23	0.813008
		manually reviewed	National Healthcar	No	1	44	0.022727
		manually reviewed	National Healthcar	No	1	22	0.045455
Any post discharge		Occasionally manu	We use the TheraDoc	No	9	4.463	2.016581
		manually reviewed	National Healthcar	No	0	46	0
				No	3	5.501	0.545355
EPIC as the electronic health record for	Central Surveillanc		TheraDoc, a Premier infection	No	2	4.587	0.436015
Any post discharge		Occasionally manu	We use the TheraDoc	No	1	1.914	0.522466
				No	0	0.437	0
			EHR data is what t	No	0	0.036	0
to collect required data elements from discrete fields making it reliable, and repeatable				No	18	14.947	1.204255
			NHSN reporting. D	No	3	2.582	1.16189
				No	0	0.101	0
			NHSN, data surveil	No	6	12.471	0.481116
			NHSN's Complex 3	No	1	2.603	0.384172
				No	6	4.544	1.320423
			Data for this meas	No	11	9.048	1.215738
			National Healthcar	No	13	10.192	1.27551
				No	6	501	0.011976
				No	0	0	
			NHSN, data surveil	No	0	30	0
			NHSN aggregates t	No	4	325	0.012308
		Manual chart review		No	17	806	0.021092
patient's EMR during their clinic visit, c			SSI information is obtained from the patient's EM	No	3	202	0.014851
			SSI data pulled dir	No	1	71	0.014085
				No	0	14	0
		Numerator Data :	Numerator Data :	No	3	249	0.012048
			All CMS required h	No	4	199	0.020101
				No	3	446	0.006726
				No	15	87210	0.000172
				No	0	6540	0
			Amalga, internal re	No	2000	20584	0.097163
			Quantros Event Re	No	5	49190	0.000102
			Numerator data w	No	9	216519	4.16E-05
		Adverse Drug Ever		No	0	30698	0
		Clinical pharmacist		No	27	18818	0.001435
				No	2	14093	0.000142

				No	0	2848	0	
				No	2	32101	6.23E-05	
			RLDatix is used to	No	21	105100	0.0002	
				No	25	34494	0.000725	
				No	0	191	0	
			NHSN, data surveil	No	3000	5572	0.538406	
			NHSN aggregates t	No	21	15015	0.001399	
		Manual chart review		No	99	68630	0.001443	
		CLABSI information		No	15	11738	0.001278	
			NHSN database us	No	10	5341	0.001872	
				No	1	2361	0.000424	
		Manual charts review	Infection Preventio	No	0	159	0	
			All CMS required h	No	7	8169	0.000857	
				No	36	28076	0.001282	
				No	1	3584	0.000279	
				No	0	3	0	
			NHSN, data surveil	No	0	742	0	
			NHSN aggregates t	No	5	2219	0.002253	
		Manual chart review		No	20	13318	0.001502	
		CAUTI information		No	0	1015	0	
			NHSN database us	No	1	694	0.001441	
				No	0	124	0	
		Manual chart review	Infection Preventio	No	0	580	0	
			All CMS required h	No	0	1073	0	
				No	4	3806	0.001051	
id denominator are validated through Children's Health E.H.R. system.				Yes	No	529	2457	0.215303
id denominator are validated through Children's Health E.H.R. system.				Yes	No	2	7	0.285714
			Amalga, internal d	Yes	No	413	447	0.923937
was used to determine the attributed population, the denominator popula				Yes	No	208	270	0.77037
		Conducted individ		Yes	No	146	2115	0.069031
Documentation of Case Management follow-up visits from Driscoll Healthp				Yes	No	93	1076	0.086431
determine the dominator			HIM and IT work	Yes	No	0	288	0
id denominator are validated through Children's Health E.H.R. system.				Yes	No	42	159	0.264151
			Texas Scottish Rite	No	No	0	0	
				Yes	No	9	1071	0.008403
				Yes	No	225	2069	0.108748
patients that had med	Admission census generated from pat	Our pharmacy department w		Yes		0	0	
	SUN Houston uses	SUN Houston cons		Yes		0	0	
		This process was n		Yes		0	0	
		Manual Chart Revi		Yes		0	0	
		The methodology		Yes		0	0	
			For the defined re	Yes		0	0	
documentation and data collection. However, BSW Pharmacy med rec practice does no				Yes		0	0	
			Unable to pull this	Yes		0	0	
		We would have to		Yes		0	0	
				Yes		0	0	
			There is not a data	Yes		0	0	
		manually reviewed		Yes		0	979	0
			Unable to obtain c	Yes		0	0	
			Woman's Hospital	Yes		0	0	
				Yes		0	0	
			Manually compile	Yes	14	191	0.073298	
				Yes		0	0	
			For the defined re	Yes		0	0	
			Valley was not pre	Yes		0	0	
		Medical record rev	Unable to obtain c	Yes		0	0	
			Data was not colle	Yes		0	0	

		Trained Pharmacists		Yes	90	536	0.16791
			Management Selection	Yes	0	0	
			HHH Clearlake is not	Yes	0	0	
			Medical Center was	Yes	0	0	
documentation and data collection. However, BSW Pharmacy med rec practice does not				Yes	0	0	
			Unable to pull this	Yes	0	0	
		Reviewed data from		Yes	44	264	0.166667
		Manual audit of all		Yes	0	52	0
ts report				Yes	0	0	
Surescripts used as		Pharmacists evaluate		Yes	5	230	0.021739
			Unable to obtain c	Yes	0	0	
		Manual Chart Review		Yes	79	222	0.355856
			BHSET plans to utilize	Yes	0	0	
			For the defined region	Yes	0	0	
		Manual Chart Review		Yes	33	190	0.173684
		The methodology		Yes	0	0	
			Management	Yes	0	0	
				Yes	0	0	
			Management of patient	Yes	0	0	
		The methodology		Yes	0	0	
	obtained from the	manual reviews with		Yes	15	25	0.6
Contacted patient:		Reviewed medication	patient interview	Yes	349	682	0.51173
			Our facility did not	Yes	0	0	
			management	Yes	0	0	
				Yes	0	152	0
				Yes	200	1171	0.170794
				Yes	0	0	
			For the defined region	Yes	0	0	
		Manual Chart Review		Yes	0	218	0
documentation and data collection. However, BSW Pharmacy med rec practice does not				Yes	0	0	
			Management	Yes	0	0	
		A nurse looked through		Yes	0	2124	0
			Texas Orthopedic	Yes	0	0	
Data from physician		Transfer records, compared	Other systems used	Yes	44	209	0.210526
		We pulled 10 Inpatient	Our facility does not	Yes	0	0	
			Administration	Yes	0	0	
		Pharmacist completed		Yes	1	1	1
			Administration	Yes	0	0	
documentation and data collection. However, BSW Pharmacy med rec practice does not				Yes	0	0	
documentation and data collection. However, BSW Pharmacy med rec practice does not				Yes	0	0	
			Management	Yes	0	0	
		Manual chart review		Yes	0	0	
		Pharmacist completed		Yes	16	338	0.047337
		Manual Chart Review		Yes	0	0	
		Pharmacist who completed		Yes	257	233	1.103004
		Review of medication	Patient disclosure	Yes	0	0	
			Administration	Yes	0	0	
			This process was not	Yes	0	0	
		Manual Chart Review		Yes	21	213	0.098592
		We would have to		Yes	0	0	
		A review of the patient		Yes	0	0	
		Completed by DC	Action Cue is our C	Yes	9	69	0.130435
		The methodology		Yes	0	0	
		The methodology		Yes	0	0	
h.				Yes	0	0	
			Shoutheast was not	Yes	0	0	
			gold standard process did not	Yes	0	0	

		A review of the pa		Yes	13	101	0.128713
Surescripts used as		Pharmacists evalu		Yes	23	188	0.12234
		Pharmacist review		Yes	50	2235	0.022371
				Yes	68	438	0.155251
				Yes	0	0	
				Yes	17	159	0.106918
		Pharmacist who co		Yes	70	217	0.322581
				Yes	0	0	
Documentation and data collection. However, BSW Pharmacy med rec practice does no				Yes	0	0	
			For the defined re	Yes	0	0	
			Administration	Yes	0	0	
				Yes	0	0	
Documentation and data collection. However, BSW Pharmacy med rec practice does no				Yes	0	0	
			The nursing staff p	Yes	0	0	
				Yes	3	30	0.1
is Health System long-term, complex,	Identified all of the patients who qualified for the			Yes	0	8	0
		Unable to obtain c		Yes	0	0	
		The methodology		Yes	0	0	
			Gold standard reconciliation w	Yes	0	0	
		To verify the Gold	Gold Standard Me	Yes	19	162	0.117284
		BMHD ran a censu		Yes	0	0	
			Unable to pull this	Yes	0	0	
			Unable to pull this	Yes	0	0	
		The methodology		Yes	0	0	
			Management	Yes	0	0	
			This measure was	Yes	0	0	
			Administration	Yes	0	0	
		An Audit/Sample v		Yes	10	258	0.03876
		We reviewed patie		Yes	0	0	
Data from physicia		Transfer records, c	Other systems use	Yes	82	203	0.403941
				Yes	0	0	
Documentation and data collection. However, BSW Pharmacy med rec practice does not				Yes	0	0	
Documentation and data collection. However, BSW Pharmacy med rec practice does no				Yes	0	0	
Documentation and data collection. However, BSW Pharmacy med rec practice does no				Yes	0	0	
			West was not prep	Yes	0	0	
			Hospital did not ha	Yes	0	0	
				Yes	0	0	
			Administration	Yes	0	0	
		A random sample of 30 charts was se		Yes	0	0	
		Manual record rev		Yes	56	723	0.077455
		manual review of i		Yes	3	84	0.035714
		UT Southwestern u		Yes	24	701	0.034237
			For the defined re	Yes	0	0	
			We do not have th	Yes	0	0	
		We would have to		Yes	0	0	
			Administrative rev	Yes	0	0	
			Data was not colle	Yes	0	0	
			Data was not colle	Yes	0	0	
Surescripts used as		Pharmacists evalu	Report of pharmac	Yes	6	214	0.028037
Data from physicia		Transfer records, c	Other systems use	Yes	47	276	0.17029
Not able to enter z	Not able to enter z	Not able to enter z	Not able to enter z	Yes	0	0	
			Administration	Yes	0	0	
		The methodology		Yes	0	0	
		from Cerner recor	Patient and/or Far	Yes	53	207	0.256039
			Management of m	Yes	0	0	
			management	Yes	0	0	
			management	Yes	0	0	

			This measure was	Yes	0	0	
C1-127, Medication Reconciliation: Nur	Once we have a process in place for C1-127, Me			Yes	0	0	
				Yes	0	0	
			Our pharmacy department w	Yes	0	0	
		A review of the pa		Yes	16	268	0.059701
		The methodology		Yes	0	0	
				Yes	0	0	
			We did not have a	Yes	0	0	
documentation and data collection. However, BSW Pharmacy med rec practice does no				Yes	0	0	
	The hospital samp	Per discussion with CFO, hosp		Yes	0	0	
	The patient registr			Yes	0	0	
		Manual Chart Revi		Yes	0	0	
		The methodology		Yes	0	0	
			Administration	Yes	0	0	
			2021 Data was not	Yes	0	0	
				Yes	241	274	0.879562
			Medication Recon	Yes	81	132	0.613636
			Administration	Yes	0	0	
		Cornerstone Regio		Yes	1	1	1
		Unable to obtain c		Yes	0	0	
				Yes	2	568	0.003521
documentation and data collection. However, BSW Pharmacy med rec practice does no				Yes	0	0	
		We currently do a	We did not incorp	Yes	0	0	
		Records will be pu		Yes	0	0	
				Yes	9	285	0.031579
		census was ran for		Yes	3	64	0.046875
		The methodology		Yes	0	0	
		The methodology		Yes	0	0	
		We would have to		Yes	0	0	
		The methodology		Yes	0	0	
		Our data was gath		Yes	22	189	0.116402
		A review of the pa		Yes	54	257	0.210117
			This measure was	Yes	0	0	
		Review of home m		Yes	50	255	0.196078
		A review of the pa		Yes	53	123	0.430894
Data from physicia	Transfer records, c	Other systems use		Yes	15	155	0.096774
	A review of the pa			Yes	9	211	0.042654
	The methodology			Yes	0	0	
		The provider did n		Yes	0	0	
				Yes	0	0	
	Admission report r	Administration		Yes	0	0	
	Pharmacist who co			Yes	29	161	0.180124
		We are not prepar		Yes	0	0	
	Was not able to ob			Yes	0	0	
		Unable to pull this		Yes	0	0	
		For the defined re		Yes	0	0	
documentation and data collection. However, BSW Pharmacy med rec practice does no				Yes	0	0	
		Random sample of		Yes	80	320	0.25
		Manual Chart Revi		Yes	0	0	
service, payor source, age, name, stay t	record of data collection had to be evaluated me			Yes	0	0	
		For the defined re		Yes	0	0	
		The methodology		Yes	0	0	
		to review all inpati		Yes	0	0	
patients during the reporting period.	A manual chart review of 42 sampled charts was			Yes	3	38	0.078947
	Licensed Pharmaci	Contact outside ph		Yes	257	240	1.070833
		For the defined re		Yes	0	0	
	A review of the pa			Yes	19	105	0.180952

documentation and data collection. However, BSW Pharmacy med rec practice does not				Yes	0	0			
		We would have to		Yes	0	0			
		Manual review of		Yes	0	0			
			This measure was	Yes	0	0			
			Management to re	Yes	0	0			
				Yes	0	0			
			Our facility does not	Yes	0	0			
				Yes	0	0			
			Pharmacist reviews medication	Yes	0	0			
		RPh manually review		Yes	15	126		0.119048	
Surescripts used as		Pharmacists evaluate		Yes	32	291	0.109966		
			CCMC is not prepared	Yes	0	0			
		The methodology		Yes	0	0			
		Discussed with our	Management	Yes	0	0			
			Administration	Yes	0	0			
Data from physician		Transfer records, compared	Other systems used	Yes	20	178		0.11236	
		30 all payor random		Yes	25	30		0.833333	
				Yes	0	0			
			data previously reported	Yes	3	294		0.010204	
		We would have to		Yes	0	0			
		Manual Chart Review		Yes	0	0			
d discharge orders used for identifying				To verify the Gold	Gold Standard Medication History	Yes	23	199	0.115578
		A review of the patient		Yes	20	318	0.062893		
		Clinical pharmacist	Patient sourced	Yes	284	576	0.493056		
			Gold Star process implemented	Yes	0	0			
l rec and/or medication list and interview		Pharmacist review	Pharmacist reviews all admissions	Yes	134	1487		0.090114	
		The patient population		Yes	0	0			
		The methodology		Yes	0	0			
Surescripts used as		Pharmacists evaluate		Yes	14	240		0.058333	
			Administration	Yes	0	0			
			Working with community	Yes	0	0			
r the data.				Yes	0	0			
				Yes	0	0			
			After receiving all information	Yes	0	0			
			Management	Yes	0	0			
			The "gold standard" medication	Yes	0	0			
		Manual Chart Review		Yes	10	319		0.031348	
			Unable to obtain complete	Yes	0	0			
		Pharmacist who could		Yes	237	1113		0.212938	
			management- provided	Yes	0	0			
			For the defined region	Yes	0	0			
			Our organization has	Yes	0	0			
			Unable to obtain complete	Yes	0	0			
			HHH Pearland was	Yes	0	0			
documentation and data collection. However, BSW Pharmacy med rec practice does not				Yes	0	0			
		Manual Chart Review		Yes	55	251	0.219124		
		We would have to		Yes	0	0			
			Rio was not prepared	Yes	0	0			
		Pharmacist must compare	Data source is the	Yes	0	0			
		The methodology		Yes	0	0			
			Manually compiled	Yes	26	163	0.159509		
		The methodology		Yes	0	0			
			DHCHD did have a	Yes	0	0			
		Pharmacist must compare	Data source is the	Yes	44	319	0.137931		
			Management	Yes	0	0			
documentation and data collection. However, BSW Pharmacy med rec practice does not				Yes	0	0			
			For the defined region	Yes	0	0			

Data from physician		Transfer records, c	Other systems use	Yes	69	284	0.242958
		A review of patient home medication lists showe		Yes	428	639	0.669797
			There may be eligi	Yes	0	0	
				Yes	42	156	0.269231
			Administration	Yes	0	0	
				Yes	11	634	0.01735
Documentation and data collection. However, BSW Pharmacy med rec practice does no				Yes	0	0	
			This process was n	Yes	0	0	
			We do not have ar	Yes	0	0	
		Pharmacist must c	Data source is the	Yes	25	117	0.213675
			For the defined rep	Yes	0	0	
			Pharmacy System	Yes	0	0	
			For the defined rep	Yes	0	0	
				Yes	0	0	
			This process was n	Yes	0	0	
		A random sample		Yes	2	30	0.066667
Data from physician		Transfer records, c	Other systems use	Yes	16	224	0.071429
				Yes	0	0	
			Management	Yes	0	0	
			For the defined rep	Yes	0	0	
a				Yes	0	0	
				Yes	3	181	0.016575
				Yes	0	0	
			PHARMACY AUD	Yes	2	2702	0.00074
			Management	Yes	0	0	
Data from physician		Transfer records, c	Other systems use	Yes	26	284	0.091549
			Administration	Yes	0	0	
				Yes	0	0	
			For the current reporting yea	Yes	0	0	
		To verify the Gold	Gold Standard Me	Yes	10	101	0.09901
			Gold Standard Medication Re	Yes	0	0	
				Yes	0	0	
		Did not do		Yes	0	0	
			Quality Department reviews e	Yes	0	0	
		Pharmacist who co		Yes	100	406	0.246305
				Yes	13	223	0.058296
			Data was not colle	Yes	0	0	
		Pharmacist must c	Data source is the	Yes	0	0	
		Pharmacy services		Yes	0	0	
			This measure was	Yes	0	0	
			Administration ent	Yes	0	0	
			Administration	Yes	0	0	
				Yes	0	0	
			Data was not colle	Yes	0	0	
			Unable to obtain c	Yes	0	0	
		A review of the pa		Yes	3	59	0.050847
			Data was not colle	Yes	0	0	
			We do not have a process in p	Yes	0	0	
		surveyors review t	surveyors interview	Yes	111	479	0.231733
				Yes	0	0	
			Norhtwest didn't u	Yes	0	0	
			Gold standard reconciliation p	Yes	0	0	
			Management	Yes	0	0	
		The methodology		Yes	0	0	
		Manual Chart Revi		Yes	0	0	
		We currently do at	We did not incorp	Yes	0	0	
			Tomball was not p	Yes	0	0	

			Management	Yes	0	0	
				Yes	0	0	
			HHSC communicat	Yes	0	0	
		The methodology		Yes	0	0	
		Pharmacist must c	Data source is the	Yes	35	196	0.178571
		When comparing c		Yes	662	814	0.813268
		Our pharmacist re		Yes	170	279	0.609319
			Management	Yes	0	0	
			Our pharmacy department w	Yes	0	0	
Source of data related to this quality mea	A manual chart review is required in order to val			Yes	0	0	
				Yes	12	214	0.056075
				Yes	0	0	
		Transitioning to ne	Data source used v	Yes	0	0	
			Based on HHSC W	Yes	0	0	
Documentation and data collection. However, BSW Pharmacy med rec practice does no				Yes	0	0	
			currently unable to	Yes	0	0	
		Specific Patient De		Yes	3	213	0.014085
		A nurse in nurse ac		Yes	0	0	
			HHH Kingwood (N	Yes	0	0	
			For the defined re	Yes	0	0	
		A manual chart rev	Gold Standard Me	Yes	27	109	0.247706
				Yes	0	0	
			Administration	Yes	0	0	
			Administration	Yes	0	0	
			Please see the add	Yes	0	0	
				Yes	25	235	0.106383
			This measure was	Yes	0	0	
		manual review of i		Yes	4	89	0.044944
			as of May 1, 2022	Yes	0	0	
			NO DATA AVAILAB	Yes	0	0	
			Management	Yes	0	0	
			MANAGEMENT	Yes	0	0	
			This measure was	Yes	0	0	
			We perform a mec	Yes	0	0	
		The data was gath		Yes	40	197	0.203046
			Our facility does n	Yes	0	0	
			Unable to obtain c	Yes	0	0	
				Yes	183	259	0.706564
			Management	Yes	0	0	
				Yes	24	322	0.074534
		We would have to		Yes	0	0	
		Reviewed occuran		Yes	0	0	
				Yes	8	30	0.266667
		our contract pharr		Yes	0	0	
			Unable to obtain c	Yes	0	0	
				Yes	1	30	0.033333
		This measure will r		Yes	0	0	
			No process in plac	Yes	0	0	
Surescripts used as		Pharmacists evalu		Yes	19	203	0.093596
			Unable to obtain c	Yes	0	0	
Data from some pl		Transfer records, c	Other systems use	Yes	11	192	0.057292
		ADMISSION ORDER		Yes	9	106	0.084906
			This measure was	Yes	0	0	
				Yes	21	312	0.067308
		Medical Records re		Yes	0	0	
			Not currently a rev	Yes	0	0	
		An administrative	This review was a	Yes	0	0	

Surescripts used as		Pharmacists evalu			Yes		14	196	0.071429
documentation and data collection. However, BSW Pharmacy med rec practice does no					Yes		0	0	
		The methodology			Yes		0	0	
Data from physicia		Transfer records, c	Other systems use		Yes		2	191	0.010471
			Pharmacy staff cor		Yes		95	531	0.178908
			Management		Yes		0	0	
		The methodology			Yes		0	0	
			Unable to obtain c		Yes		0	0	
ice to sample admitted patients within a 24 hour period			we would use the electronic h		Yes		0	0	
			Data was not colle		Yes		0	0	
		We would have to			Yes		0	0	
		Sampled patients'	Administration		Yes		0	0	
					Yes		47	129	0.364341
			This measure was		Yes		0	0	
			We use i2i Tracks s		Yes		19	547	0.034735
			Management		Yes		0	0	
		Manual Chart Revi			Yes		0	0	
			For the defined rep		Yes		0	0	
Surescripts used as		Pharmacists evalu			Yes		38	273	0.139194
			Conroe was not pr		Yes		0	0	
documentation and data collection. However, BSW Pharmacy med rec practice does no					Yes		0	0	
documentation and data collection. However, BSW Pharmacy med rec practice does no					Yes		0	0	
			No data obtained c		Yes		0	0	
		The manual chart			Yes		0	0	
			This measure was		Yes		0	0	
			Unable to pull this		Yes		0	0	
					Yes		7	797	0.008783
			No accounts were		Yes		0	0	
		To verify the Gold	Gold Standard Me		Yes		57	205	0.278049
			Data was not colle		Yes		0	0	
			Administration		Yes		0	0	
		manual chart revie			Yes		824	925	0.890811
documentation and data collection. However, BSW Pharmacy med rec practice does no					Yes		0	0	
					Yes		120	3312	0.036232
			This measure was		Yes		0	0	
		Performed by Pha			Yes		15	220	0.068182
					Yes		0	0	
I.R that allows us to determine their ty	A process for manual chart review is t			Yes	No		0	1087	0
report for the flu was not complete therefore a manual chart review was don				Yes	No		1224	2351	0.52063
				Yes	Yes		134.6966	1776	0.075843
I.R that allows us to determine their ty	A process for manual chart review is t			Yes	No		0	1923	0
..				Yes	No		289	456	0.633772
		Manually reviewed		Yes	Yes		5.065789	77	0.065789
		Our delivery volum		Yes	No		0	14	0
outlined in the 21 indicators by the CDC and AIM for SMM				Yes	No		35	2345	0.014925
		All PC-02 cases ma	Truven software u	Yes	No		3	14	0.214286
I to obtain data set.			Utilized QAPI data	No	No		77	776	0.099227
		Manual chart revie	NHSN tools used to		No		2	3.336	0.59952
		Infection Preventi			No		16	14.361	1.114129
mitted to hospital to try and determine			All positive labs ar	National Healthcare Safety Ne	No		0	0.508	0
			Manually assessing all patients with a catheter a		No		2	1.081	1.850139
		Manual chart revie	NHSN tools used to		No		3	1.858	1.614639
		Infection Preventi			No		8	9.265	0.863465
mitted to hospial to try and determine			All positive labs ar	National Healthcare Safety Ne	No		0	0.958	0
			Using CLABSI definition per NSHn guidelines. Ass		No		0	0.2	0
		Manual chart revie	NHSN tools used to		No		10	12.898	0.775314
		Infection Preventi			No		27	32.724	0.825083

mitted to hospital to try and determine	All positive labs are	National Healthcare Safety Net	No	3	2.549	1.176932
	Review all lab orders for CDI in the inpatient unit		No	0	1.105	0
	Manual chart review	NHSN tools used to	No	0	0.8	0
	Infection Prevention		No	2	2.697	0.741565
mitted to hospital to	Surgery cases each	All positive labs are	National Healthcare Safety Net	No	0	0.07
		Review each infection and compare to NHSN definition	No	0	0	
		Our volumes are low	Yes	0	83	0
		Management	Yes	0	0	
	A process for manual		Yes	0	0	
		management	Yes	0	0	
		Our facility does not perform	Yes	0	0	
			Yes	0	0	
		Pharmacist will include	Pharmacist will conduct an in	Yes	0	0
number of completed med reconciliations performed during a month excluding outpatient			Yes	0	0	
	We plan to do manual		Yes	0	0	
	We manually review		Yes	34	34	1
'SI as the electronic health record from	Methodology for manual chart review is under development		Yes	0	0	
'SI as the electronic health record from which data elements for measure are extracted.	No	No	No	276	438	0.630137
'SI as the electronic health record from which data elements are extracted.	No	No	No	0	0	

Y1R2 MMC Numer.	Y1R2 MMC Denom.	Y1R2 MMC Rate	Y1R2 All Medicaid/ Other Medicaid Numer.	Y1R2 All Medicaid / Other Medicaid Denom.	Y1R2 All Medicaid/ Other Medicaid Rate	Y1R2 Uninsured Numer.	Y1R2 Uninsured Denom.	Y1R2 Uninsure d Rate	Y1R2 Data Quality Review Status
0	0		0	0		0	0		Accepted with Feedback
226	1852	0.12203	17	128	0.132813	166	1790	0.092737	Accepted with Feedback
24	121	0.198347	3	10	0.3	0	3	0	Accepted with Feedback
			49	49	1	9	9	1	Accepted with Feedback
			0	0		0	0		Accepted
248	1505	0.164784	14	150	0.093333	174	1409	0.123492	Accepted with Feedback
183	1307	0.140015	81	340	0.238235	60	1067	0.056232	Accepted
			63	290	0.217241	33	127	0.259843	Accepted
28.5	133	0.214286	0	70	0	82.83333	213	0.388889	Accepted
			86	799	0.107635	7	344	0.020349	Accepted
18	205	0.087805	0	31	0	1	52	0.019231	Accepted
			96	413	0.232446	13	118	0.110169	Accepted with Feedback
94.1474	688	0.136842	10.75	43	0.25	101.75	629	0.161765	Accepted with Feedback
134	139	0.964029	83	93	0.892473	15	21	0.714286	Accepted with Feedback
			50	210	0.238095	7	128	0.054688	Accepted with Feedback
9	484	0.018595	6	96	0.0625	13	671	0.019374	Accepted
			1	16	0.0625	5	436	0.011468	Accepted with Feedback
156	157	0.993631	1	15	0.066667	33	80	0.4125	Accepted with Feedback
			0	0		0	0		Accepted
			12	12	1	20	20	1	Accepted with Feedback
0	65	0	0	100	0	1	46	0.021739	Accepted with Feedback
34.24	107	0.32	0	3	0	35.71429	125	0.285714	Accepted with Feedback
128	9839	0.013009	68	308	0.220779	45	9738	0.004621	Accepted with Feedback
70.3846	305	0.230769	0	11	0	100.9091	370	0.272727	Accepted with Feedback
0	0		0	0		0	0		Accepted with Feedback
			16.51163	284	0.05814	12.10169	357	0.033898	Accepted with Feedback
0	70	0	299.5	599	0.5	185.46	843	0.22	Accepted with Feedback
0	0		0	0		0	0		Accepted with Feedback
15	1326	0.011312	4	177	0.022599	24	1484	0.016173	Accepted
			521.7391	600	0.869565	44.66667	134	0.333333	Accepted with Feedback
			105	275	0.381818	49	291	0.168385	Accepted with Feedback
54	95	0.568421	118	197	0.598985	61	155	0.393548	Accepted with Feedback
861	2481	0.347037	10	117	0.08547	190	1165	0.16309	Accepted
179.917	889	0.202381	26	78	0.333333	316.875	845	0.375	Accepted with Feedback
265	1438	0.184284	38	154	0.246753	277	1345	0.205948	Accepted with Feedback
			1	4	0.25	0	0		Accepted with Feedback
34.6667	78	0.444444	0	1	0	1.666667	15	0.111111	Accepted with Feedback
0	1	0	0	0		0	4	0	Accepted with Feedback
112.902	3086	0.036585	0	258	0	212.1053	2015	0.105263	Accepted
31	31	1	2	2	1	10	10	1	Accepted with Feedback
72	127	0.566929	30	54	0.555556	2	5	0.4	Accepted with Feedback
2	81	0.024691	0	0		13	1417	0.009174	Accepted with Feedback
			41	80	0.5125	59	155	0.380645	Accepted with Feedback
0	576	0	0	65	0	1	674	0.001484	Accepted with Feedback
27	11202	0.00241	3	384	0.007813	5	6555	0.000763	Accepted with Feedback
69	69	1	6	6	1	0	0		Accepted with Feedback
14	21	0.666667	30	49	0.612245	13	33	0.393939	Accepted with Feedback
			11	1670	0.006587	22	1425	0.015439	Accepted with Feedback
			0	0		0	0		Accepted with Feedback
0	99	0	0	13	0	2	1634	0.001224	Accepted with Feedback
61	1085	0.056221	19	4969	0.003824	28	3407	0.008218	Accepted with Feedback

9	14	0.642857	4	5	0.8	8	22	0.363636	Accepted with Feedback
281	284	0.989437	16	16	1	80	81	0.987654	Accepted with Feedback
137.813	630	0.21875	0	32	0	50.75	580	0.0875	Accepted with Feedback
3	1711	0.001753	1	156	0.00641	2	1259	0.001589	Accepted with Feedback
9	14	0.642857	0	1	0		51	0.117647	Accepted with Feedback
			71	922	0.077007	26	860	0.030233	Accepted
66.5	114	0.583333	31	74	0.418919	51.6	129	0.4	Accepted with Feedback
37.8824	322	0.117647	8.333333	25	0.333333	67.06849	306	0.219178	Accepted with Feedback
			341.8378	744	0.459459	326.1064	1179	0.276596	Accepted with Feedback
			5	72	0.069444		34	0.176471	Accepted with Feedback
76	76	1	367	367	1	41	41	1	Accepted with Feedback
76.6	383	0.2	75.31915	590	0.12766	75.54	1259	0.06	Accepted with Feedback
			0	4	0		12	0.083333	Accepted with Feedback
1	1476	0.000678	0	158	0		1338	0.000747	Accepted with Feedback
			316	1289	0.245151	1008	2809	0.358847	Accepted
144.918	680	0.213115	13.14286	92	0.142857	176.6377	1108	0.15942	Accepted
1	12	0.083333	0	2	0		21	0.142857	Accepted
31	135	0.22963	4	5	0.8	11	143	0.076923	Accepted
16	263	0.060837	23	77	0.298701	2	25	0.08	Accepted with Feedback
333	790	0.421519	7	14	0.5	84	322	0.26087	Accepted with Feedback
			5	27	0.185185	4	35	0.114286	Accepted with Feedback
			21	50	0.42	10	35	0.285714	Accepted
22	164	0.134146	5	22	0.227273	13	52	0.25	Accepted
			8	31	0.258065	3	46	0.065217	Accepted with Feedback
0	0		0	0		4	4	1	Accepted
1	26	0.038462	1	9	0.111111	1	1	1	Accepted
0	0		0	0		2	2	1	Accepted
155	717	0.216179	56	247	0.226721	109	1169	0.093242	Accepted
			0	0		0	0		Accepted with Feedback
0	16	0	0	1	0	0	1	0	Accepted
734.773	795	0.924242	98.88	103	0.96	1024	1256	0.815287	Accepted
			512	833	0.614646	577	1133	0.509267	Accepted with Feedback
4	17	0.235294	2	2	1	0	0		Accepted
			139	338	0.411243	28	133	0.210526	Accepted
18	22	0.818182	2	3	0.666667	15	17	0.882353	Accepted
			237	275	0.861818	72	94	0.765957	Accepted
3	117	0.025641	0	20	0	5	357	0.014006	Accepted
22	27	0.814815	21	27	0.777778	31	42	0.738095	Accepted with Feedback
			41	55	0.745455	82	123	0.666667	Accepted
76	900	0.084444	37	282	0.131206	83	3429	0.024205	Accepted with Feedback
			11	15	0.733333	279	408	0.683824	Accepted
29	137	0.211679	1	6	0.166667	42	330	0.127273	Accepted
			0	0		0	0		Accepted with Feedback
			0	7	0	5	14	0.357143	Accepted with Feedback
94	169	0.556213	32	54	0.592593	13	57	0.22807	Accepted with Feedback
14	17	0.823529	2	3	0.666667	14	16	0.875	Accepted with Feedback
206	9839	0.020937	86	308	0.279221	86	9738	0.008831	Accepted
52	76	0.684211	6	8	0.75	90	175	0.514286	Accepted with Feedback
			87.45652	149	0.586957	264.2949	665	0.397436	Accepted
52	52	1	247	286	0.863636	408.5313	769	0.53125	Accepted
0	0		0	0		0	0		Accepted
425	626	0.678914	36	46	0.782609	593	992	0.597782	Accepted
			564	752	0.75	59	87	0.678161	Accepted
			170	190	0.894737	188	231	0.813853	Accepted
51	1139	0.044776	40	788	0.050761	131	960	0.136458	Accepted
689	853	0.807737	129	164	0.786585	1215	1612	0.753722	Accepted
6	115	0.052174	2	14	0.142857	6	62	0.096774	Accepted with Feedback

43	54	0.796296	1	3	0.333333	45	57	0.789474	Accepted with Feedback
			4	4	1	0	0		Accepted with Feedback
11.8125	189	0.0625	0	17	0	23.42857	123	0.190476	Accepted with Feedback
1	3	0.333333	0	0		2	7	0.285714	Accepted with Feedback
364	880	0.413636	63	100	0.63	422	446	0.946188	Accepted
31	31	1	2	2	1	10	10	1	Accepted
165	264	0.625	0	40	0	277.2	630	0.44	Accepted
19	42	0.452381	0	0		371	1243	0.298471	Accepted with Feedback
			11	13	0.846154	47	102	0.460784	Accepted
433	1222	0.354337	49	125	0.392	768	1518	0.505929	Accepted
25	11199	0.002232	7	384	0.018229	18	6537	0.002754	Accepted with Feedback
159	159	1	15	15	1	0	333	0	Accepted
34	659	0.051593	29	211	0.137441	45	190	0.236842	Accepted
			807	936	0.862179	1945	2012	0.9667	Accepted with Feedback
			0	0		0	0		Accepted with Feedback
4	10	0.4	0	0		18	54	0.333333	Accepted with Feedback
0	28	0	0	116	0	6.75	54	0.125	Accepted with Feedback
			0	0		0	0		Accepted with Feedback
341	341	1	6	6	1	6	6	1	Accepted with Feedback
3	117	0.025641	0	13	0	8	411	0.019465	Accepted with Feedback
0	450	0	0	119	0	0	1098	0	Accepted
6	22	0.272727	1	6	0.166667	16	103	0.15534	Accepted with Feedback
			52	266	0.195489	299	867	0.344867	Accepted
238	238	1	154.9747	159	0.974684	245	245	1	Accepted with Feedback
3	140	0.021429	0	35	0	13	479	0.02714	Accepted with Feedback
			669.1625	799	0.8375	1214.216	1549	0.783871	Accepted
			0	476	0	0	654	0	Accepted
0	103	0	0	370	0	0	64	0	Accepted
0	25	0	0	74	0	0	392	0	Accepted with Feedback
0	0		0	0		2	5	0.4	Accepted
125	1079	0.115848	15	111	0.135135	389	1271	0.306058	Accepted with Feedback
			658	790	0.832911	1899	2189	0.867519	Accepted
0	0		0	0		0	0		Accepted
3	6	0.5	0	0		10	11	0.909091	Accepted
0	22	0	0	2	0	0	61	0	Accepted
72	132	0.545455	46	85	0.541176	14	30	0.466667	Accepted with Feedback
185	193	0.958549	12	13	0.923077	264	275	0.96	Accepted
			27	30	0.9	27	33	0.818182	Accepted
			7	39	0.179487	11	64	0.171875	Accepted
3	46	0.065217	1	9	0.111111	9	36	0.25	Accepted
			60.9	87	0.7	170.5846	264	0.646154	Accepted
10	677	0.014771	4	354	0.011299	0	67	0	Accepted
51	1057	0.04825	5	80	0.0625	2	24	0.083333	Accepted
8	618	0.012945	1	147	0.006803	1	49	0.020408	Accepted
11	866	0.012702	1	68	0.014706	0	0		Accepted
9	888	0.010135	2	232	0.008621	1	175	0.005714	Accepted
109	3920	0.027806	37	1434	0.025802	9	466	0.019313	Accepted
5	684	0.00731	0	93	0	0	36	0	Accepted
11	617	0.017828	0	15	0	0	37	0	Accepted
60	485	0.123711	28	389	0.071979	1	13	0.076923	Accepted with Feedback
18	856	0.021028	10	175	0.057143	2	47	0.042553	Accepted
10	235	0.042553	16	238	0.067227	0	15	0	Accepted
			18	335	0.053731	0	0		Accepted
16	1768	0.00905	6	169	0.035503	2	266	0.007519	Accepted
18	650	0.027692	2	37	0.054054	5	95	0.052632	Accepted
1	467	0.002141	2	284	0.007042	1	20	0.05	Accepted
			13	320	0.040625	3	46	0.065217	Accepted

36	1935	0.018605	4	264	0.015152	0	141	0	Accepted
24	559	0.042934	16	624	0.025641	0	21	0	Accepted
13	1047	0.012416	8	1192	0.006711	1	87	0.011494	Accepted
14	625	0.0224	6	197	0.030457	1	38	0.026316	Accepted
15	425	0.035294	19	776	0.024485	0	163	0	Accepted
29	807	0.035936	5	82	0.060976	0	26	0	Accepted
			11	422	0.026066	2	59	0.033898	Accepted
41	846	0.048463	25	615	0.04065	5	152	0.032895	Accepted with Feedback
3	303	0.009901	1	26	0.038462	0	43	0	Accepted
			37	991	0.037336	5	75	0.066667	Accepted with Feedback
9	469	0.01919	2	63	0.031746	3	54	0.055556	Accepted
			8	393	0.020356	2	45	0.044444	Accepted
			1	106	0.009434	0	5	0	Accepted
			8	641	0.01248	0	22	0	Accepted
33	845	0.039053	2	70	0.028571	0	0		Accepted
1	65	0.015385	13	656	0.019817	0	15	0	Accepted
18	388	0.046392	12	284	0.042254	1	26	0.038462	Accepted
3	608	0.004934	0	0		0	15	0	Accepted with Feedback
			6	1072	0.005597	3	614	0.004886	Accepted
54	1071	0.05042	7	122	0.057377	5	101	0.049505	Accepted
7	294	0.02381	0	58	0	0	23	0	Accepted
19	1193	0.015926	3	243	0.012346	0	61	0	Accepted
8	244	0.032787	2	32	0.0625	1	17	0.058824	Accepted
35	1050	0.033333	6	216	0.027778	1	105	0.009524	Accepted
7	372	0.018817	2	23	0.086957	1	29	0.034483	Accepted
			3	206	0.014563	1	43	0.023256	Accepted
			23	607	0.037891	2	23	0.086957	Accepted
1	251	0.003984	0	47	0	0	48	0	Accepted
54	1247	0.043304	8	116	0.068966	3	61	0.04918	Accepted
6	824	0.007282	1	214	0.004673	0	175	0	Accepted
35	847	0.041322	3	55	0.054545	2	52	0.038462	Accepted
			50	746	0.067024	10	163	0.06135	Accepted
1	1726	0.000579	4	143	0.027972	0	179	0	Accepted
19	1192	0.01594	2	290	0.006897	6	55	0.109091	Accepted
			72	1226	0.058728	0	25	0	Accepted
148	2515	0.058847	42	600	0.07	0	56	0	Accepted
			10	451	0.022173	1	52	0.019231	Accepted with Feedback
16	2141	0.007473	3	170	0.017647	0	41	0	Accepted
42	1056	0.039773	8	236	0.033898	0	0		Accepted
46	1323	0.034769	1	63	0.015873	1	59	0.016949	Accepted
55	1277	0.04307	12	477	0.025157	14	250	0.056	Accepted
7	198	0.035354	0	36	0	0	16	0	Accepted
1	117	0.008547	0	31	0	1	13	0.076923	Accepted
2	47	0.042553	102	3188	0.031995	4	110	0.036364	Accepted
8	729	0.010974	4	164	0.02439	0	21	0	Accepted
3	396	0.007576	0	172	0	0	28	0	Accepted
6	930	0.006452	1	365	0.00274	0	103	0	Accepted
18	1296	0.013889	6	351	0.017094	2	190	0.010526	Accepted
1	638	0.001567	1	44	0.022727	1	50	0.02	Accepted
0	52	0	0	16	0	0	46	0	Accepted
6	295	0.020339	3	176	0.017045	0	26	0	Accepted
4	870	0.004598	2	62	0.032258	0	70	0	Accepted
			111	2636	0.042109	1	132	0.007576	Accepted
6	577	0.010399	4	176	0.022727	5	74	0.067568	Accepted
10	326	0.030675	4	42	0.095238	1	29	0.034483	Accepted
32	1454	0.022008	2	92	0.021739	3	429	0.006993	Accepted
15	470	0.031915	7	111	0.063063	4	157	0.025478	Accepted

12	464	0.025862	0	19	0	0	0	Accepted
50	1182	0.042301	1	53	0.018868	0	32	0 Accepted
9	425	0.021176	2	116	0.017241	2	162	0.012346 Accepted
15	1420	0.010563	16	1321	0.012112	2	216	0.009259 Accepted
13	422	0.030806	0	67	0	2	33	0.060606 Accepted
			107	946	0.113108	17	214	0.079439 Accepted with Feedback
7	584	0.011986	1	205	0.004878	2	87	0.022989 Accepted
23	1660	0.013855	12	508	0.023622	0	168	0 Accepted
20	621	0.032206	5	400	0.0125	1	115	0.008696 Accepted
34	812	0.041872	4	99	0.040404	0	14	0 Accepted with Feedback
			1	43	0.023256	0	15	0 Accepted
22	978	0.022495	1	50	0.02	1	31	0.032258 Accepted
38	722	0.052632	3	49	0.061224	0	12	0 Accepted
11	1363	0.00807	2	227	0.008811	1	109	0.009174 Accepted
11	411	0.026764	3	23	0.130435	0	20	0 Accepted
0	576	0	0	43	0	0	24	0 Accepted
			3	571	0.005254	0	16	0 Accepted
			16	222	0.072072	9	148	0.060811 Accepted
26	829	0.031363	7	236	0.029661	0	20	0 Accepted with Feedback
2	195	0.010256	0	31	0	0	24	0 Accepted
10	442	0.022624	3	46	0.065217	0	14	0 Accepted with Feedback
			41	1373	0.029862	1	48	0.020833 Accepted
2	273	0.007326	1	134	0.007463	1	57	0.017544 Accepted
12	639	0.018779	2	147	0.013605	0	69	0 Accepted
61	899	0.067853	12	178	0.067416	2	6	0.333333 Accepted
198	3677	0.053848	264	6381	0.041373	3	102	0.029412 Accepted
6	712	0.008427	3	364	0.008242	0	72	0 Accepted
			56	1124	0.049822	0	29	0 Accepted
1	494	0.002024	2	296	0.006757	0	27	0 Accepted
			148	3135	0.047209	5	169	0.029586 Accepted with Feedback
53.8808	678	0.07947	17.15663	356	0.048193	0	69	0 Accepted
68	330	0.206061	7	22	0.318182	0	4	0 Accepted
54	154	0.350649	3	20	0.15	1	4	0.25 Accepted
14	54	0.259259	0	0		0	0	Accepted
19	194	0.097938	3	33	0.090909	5	54	0.092593 Accepted
83	379	0.218997	20	78	0.25641	16	48	0.333333 Accepted
38	173	0.219653	7	35	0.2	0	12	0 Accepted
152	568	0.267606	4	15	0.266667	11	34	0.323529 Accepted
281	571	0.492119	204	424	0.481132	7	13	0.538462 Accepted
68.5587	859	0.079812	16.95238	178	0.095238	9.4	47	0.2 Accepted
15	63	0.238095	11	51	0.215686	0	4	0 Accepted
			43	109	0.394495	0	2	0 Accepted
285	870	0.327586	44	144	0.305556	32	91	0.351648 Accepted
20	74	0.27027	2	4	0.5	0	5	0 Accepted
106	429	0.247086	71	264	0.268939	7	19	0.368421 Accepted
			6	24	0.25	0	0	Accepted
124	542	0.228782	14	67	0.208955	9	35	0.257143 Accepted
34	91	0.373626	31	97	0.319588	2	5	0.4 Accepted
279	959	0.290928	295	1092	0.270147	25	80	0.3125 Accepted
39.9367	631	0.063291	9.85	197	0.05	4.875	39	0.125 Accepted
220.833	425	0.519608	301.92	777	0.388571	52.73529	163	0.323529 Accepted
45	216	0.208333	2	16	0.125	1	5	0.2 Accepted
			6	25	0.24	1	1	1 Accepted
86	229	0.375546	45	113	0.39823	18	39	0.461538 Accepted
19.3016	304	0.063492	0	27	0	0	43	0 Accepted
			41	173	0.236994	3	11	0.272727 Accepted
30	126	0.238095	1	8	0.125	2	14	0.142857 Accepted

			18	53	0.339623	1	3	0.333333	Accepted
			2	9	0.222222	0	0		Accepted
			9	49	0.183673	1	1	1	Accepted
13	51	0.254902	0	0		0	0		Accepted
0	0		4	13	0.307692	0	0		Accepted with Feedback
7	31	0.225806	3	15	0.2	0	1	0	Accepted
82	378	0.216931	0	0		2	10	0.2	Accepted
			68	1072	0.063433	48	614	0.078176	Accepted
76.7143	1074	0.071429	10.94118	124	0.088235	8.869565	102	0.086957	Accepted
24	94	0.255319	3	11	0.272727	2	3	0.666667	Accepted
28	79	0.35443	0	1	0	7	18	0.388889	Accepted
14.2766	244	0.058511	3.047619	32	0.095238	0	17	0	Accepted
58.4444	1052	0.055556	9.478261	218	0.043478	7.851852	106	0.074074	Accepted
15	116	0.12931	1	5	0.2	0	9	0	Accepted
			14	53	0.264151	4	13	0.307692	Accepted
			35	187	0.187166	2	7	0.285714	Accepted
14	73	0.191781	0	10	0	2	15	0.133333	Accepted
90.1639	1250	0.072131	4.875	117	0.041667	0	61	0	Accepted
69	215	0.32093	6	40	0.15	8	35	0.228571	Accepted
46.8	156	0.3	3	12	0.25	0	10	0	Accepted
			17	56	0.303571	1	13	0.076923	Accepted
5	71	0.070423	0	2	0	0	1	0	Accepted
15	71	0.211268	1	2	0.5	6	14	0.428571	Accepted
			14	58	0.241379	0	0		Accepted
222	753	0.294821	23	97	0.237113	3	49	0.061224	Accepted
			35	124	0.282258	0	3	0	Accepted
117	526	0.222433	4	24	0.166667	2	7	0.285714	Accepted
14	73	0.191781	0	0		0	3	0	Accepted
50	209	0.239234	2	5	0.4	1	7	0.142857	Accepted with Feedback
483	1090	0.443119	197	402	0.49005	31	93	0.333333	Accepted
14.9434	198	0.075472	1.2	36	0.033333	0	16	0	Accepted
28	106	0.264151	8	27	0.296296	8	12	0.666667	Accepted
7.23077	47	0.153846	998.6223	3191	0.31295	61.11111	110	0.555556	Accepted
21	65	0.323077	6	10	0.6	1	3	0.333333	Accepted
87	372	0.233871	41	161	0.254658	4	25	0.16	Accepted
72	315	0.228571	3	17	0.176471	9	31	0.290323	Accepted
48	182	0.263736	14	58	0.241379	8	37	0.216216	Accepted with Feedback
27	136	0.198529	3	9	0.333333	1	5	0.2	Accepted
3.12	52	0.06	1	16	0.0625	1.022222	46	0.022222	Accepted
10	54	0.185185	8	23	0.347826	0	2	0	Accepted with Feedback
64	259	0.247104	0	10	0	9	22	0.409091	Accepted
			53	203	0.261084	1	6	0.166667	Accepted
19	74	0.256757	6	32	0.1875	3	12	0.25	Accepted with Feedback
25	59	0.423729	1	1	1	2	6	0.333333	Accepted
95	460	0.206522	1	15	0.066667	21	105	0.2	Accepted
31	104	0.298077	0	2	0	11	35	0.314286	Accepted
3	14	0.214286	0	0		0	0		Accepted
16	75	0.213333	0	0		0	1	0	Accepted
38	131	0.290076	8	30	0.266667	14	44	0.318182	Accepted
35	203	0.172414	35	171	0.204678	12	30	0.4	Accepted with Feedback
21	128	0.164063	0	15	0	2	6	0.333333	Accepted
36.7391	169	0.217391	7.962963	43	0.185185	0	17	0	Accepted
21.5074	585	0.036765	14.30233	205	0.069767	13.05	87	0.15	Accepted
55	282	0.195035	13	70	0.185714	7	37	0.189189	Accepted
51	198	0.257576	28	83	0.337349	12	34	0.352941	Accepted
68	245	0.277551	3	20	0.15	1	5	0.2	Accepted
			0	7	0	0	1	0	Accepted

[illegible]

[illegible]

[illegible]

[illegible]

[illegible]

								Accepted
								Accepted
								Accepted
								Accepted
								Accepted with Feedback
								Accepted
0	0							Accepted
								Accepted
								Accepted
								Accepted
								Accepted
								Accepted
								Accepted
								Accepted
								Accepted
								Accepted
								Accepted
								Accepted
								Accepted
								Accepted
								Accepted
								Accepted
								Accepted
								Accepted
0	0							Accepted
								Accepted
								Accepted
								Accepted with Feedback
								Accepted
								Accepted
								Accepted
								Accepted
								Accepted
								Accepted
								Accepted
								Accepted
								Accepted
								Accepted
								Accepted
								Accepted with Feedback
								Accepted
								Accepted
								Accepted
								Accepted
								Accepted
								Accepted
								Accepted
								Accepted with Feedback
								Accepted
								Accepted
								Accepted
0	0							Accepted

[illegible]

[illegible]

[illegible]

								Accepted
								Accepted
								Accepted
								Accepted
0	0							Accepted
								Accepted
								Accepted
								Accepted with Feedback
0	0							Accepted
								Accepted
								Accepted
								Accepted
								Accepted
								Accepted
								Accepted
								Accepted
								Accepted
								Accepted with Feedback
								Accepted
								Accepted
								Accepted
								Accepted with Feedback
								Accepted with Feedback
								Accepted
								Accepted
								Accepted with Feedback
0	0							Accepted
0	0							Accepted
								Accepted with Feedback
								Accepted
								Accepted
								Accepted
								Accepted with Feedback
								Accepted
0	0							Accepted
0	0							Accepted
								Accepted
								Accepted with Feedback
								Accepted with Feedback
								Accepted with Feedback
								Accepted
								Accepted
								Accepted
								Accepted
								Accepted
								Accepted
								Accepted with Feedback
								Accepted with Feedback
								Accepted
								Accepted
0	0							Accepted
0	0							Accepted

[illegible]

[illegible]

0	0						Accepted
							Accepted
							Accepted
							Accepted
							Accepted
							Accepted
							Accepted
0	0						Accepted
							Accepted
							Accepted
							Accepted
							Accepted
							Accepted
							Accepted
							Accepted
							Accepted
							Accepted
							Accepted
							Accepted
							Accepted
0	0						Accepted
							Accepted
							Accepted
							Accepted
0	0						Accepted with Feedback
							Accepted
							Accepted
							Accepted
							Accepted
0	0						Accepted
							Accepted
							Accepted
							Accepted
							Accepted
0	0						Accepted
							Accepted
							Accepted
							Accepted
							Accepted
							Accepted
							Accepted
							Accepted
							Accepted
0	0						Accepted
							Accepted
							Accepted
							Accepted
							Accepted
							Accepted
							Accepted
							Accepted
							Accepted
							Accepted
0	0						Accepted
							Accepted

[illegible]

[illegible]

[illegible]

0	0							Accepted
0	0							Accepted
								Accepted
								Accepted
0	0							Accepted
0	0							Accepted
								Accepted with Feedback
								Accepted
								Accepted
0	0							Accepted
								Accepted
								Accepted
								Accepted
0	0							Accepted
								Accepted
								Accepted
0	0							Accepted
			0	27	0	0	45	0 Accepted
			0	0		0	0	Accepted with Feedback

k
k
k
k

k

k
k
k
k

k
k

k
k
k
k
k
k
k
k
k
k

k
k
k

k
k
k
k
k

k
k
k
k
k
k
k
k
k
k
k
k

k
k
k
k
k

k
k
k
k
k
k
k
k

k
k
k

k

k

k

k

k

k
k
k
k

k

k

k
k
k
k

k

k

k
k
k
k
k
k
k

k

k
k

k

k

k

k

k

k

k

k

k

k

k

k

k

k

k

k

k
k

k
k

k

k

k

k

k

k

k

k

k

k

k

k

k

k

k

k

k

k

k

k

k

k

k

k

k
k
k
k

k
k
k
k
k
k
k
k
k
k
k
k
k
k
k
k
k
k
k
k
k

k

k

k

k

k

k

k

k

k

k

k

k

k

k

k

k

k

k

k

k

k

k

k

k

k

k

k
k

k

k

k

k
k

k

k
k

k
k

k

Data includes reporting though Y1 Corrections period

Unique Measure ID	Provider ID	TPI	NPI	Hospital Name	SDA	Program Component	Measure ID
C1003192311_C1-105	C1003192311	311054601	1003192311	EL CAMPO M	Harris	C1 (UHRI	C1-105
C1003282039_C1-105	C1003282039	361635101	1003282039	SUN BEHAVI	Harris	C1 (UHRI	C1-105
C1003344334_C1-105	C1003344334	380473401	1003344334	THE HOSPITA	El Paso	C1 (UHRI	C1-105
C1003833013_C1-105	C1003833013	094151004	1003833013	ASCENSION S	Travis	C1 (UHRI	C1-105
C1003883158_C1-105	C1003883158	020967802	1003883158	TEXAS HEALT	Tarrant	C1 (UHRI	C1-105
C1003885641_C1-105	C1003885641	094222903	1003885641	CHRISTUS SP	Nueces	C1 (UHRI	C1-105
C1013085083_C1-105	C1013085083	388635001	1013085083	BAYLOR SCO	MRSA Centra	C1 (UHRI	C1-105
C1013941780_C1-105	C1013941780	319209801	1013941780	COVENANT S	Lubbock	C1 (UHRI	C1-105
C1013957836_C1-105	C1013957836	220351501	1013957836	WILSON N. J	MRSA Northe	C1 (UHRI	C1-105
C1013970862_C1-105	C1013970862	176354201	1013970862	CULBERSON	MRSA West	C1 (UHRI	C1-105
C1023011657_C1-105	C1023011657	020988401	1023011657	SWEENEY COM	Harris	C1 (UHRI	C1-105
C1023013448_C1-105	C1023013448	135237906	1023013448	UNITED REGI	MRSA West	C1 (UHRI	C1-105
C1023013935_C1-105	C1023013935	094172602	1023013935	MCCAMEY C	MRSA West	C1 (UHRI	C1-105
C1023015120_C1-105	C1023015120	021189801	1023015120	MILLWOOD I	Tarrant	C1 (UHRI	C1-105
C1023065794_C1-105	C1023065794	112712802	1023065794	WOMAN'S H	Harris	C1 (UHRI	C1-105
C1033118716_C1-105	C1033118716	136142011	1033118716	PLAINS MEM	MRSA West	C1 (UHRI	C1-105
C1033120423_C1-105	C1033120423	314080801	1033120423	TEXAS HEALT	Tarrant	C1 (UHRI	C1-105
C1033165501_C1-105	C1033165501	209345201	1033165501	METHODIST	Dallas	C1 (UHRI	C1-105
C1033568621_C1-105	C1033568621	366812101	1033568621	CHRISTUS MI	MRSA Northe	C1 (UHRI	C1-105
C1043267701_C1-105	C1043267701	020947001	1043267701	VALLEY REGI	Hidalgo	C1 (UHRI	C1-105
C1043280951_C1-105	C1043280951	021240902	1043280951	LAUREL RIDG	Bexar	C1 (UHRI	C1-105
C1043457583_C1-105	C1043457583	220238402	1043457583	MEMORIAL H	Harris	C1 (UHRI	C1-105
C1053317362_C1-105	C1053317362	160709501	1053317362	DOCTORS HC	Hidalgo	C1 (UHRI	C1-105
C1053963009_C1-105	C1053963009	409332001	1053963009	CHI ST. JOSEF	MRSA Centra	C1 (UHRI	C1-105
C1063411767_C1-105	C1063411767	163111101	1063411767	PARIS REGIO	MRSA Northe	C1 (UHRI	C1-105
C1063466035_C1-105	C1063466035	121807504	1063466035	HCA HOUSTC	Harris	C1 (UHRI	C1-105
C1073043592_C1-105	C1073043592	378943001	1073043592	HCA HOUSTC	Harris	C1 (UHRI	C1-105
C1073511762_C1-105	C1073511762	127262703	1073511762	BAYLOR SCO	Tarrant	C1 (UHRI	C1-105
C1073580726_C1-105	C1073580726	127263503	1073580726	COVENANT F	Lubbock	C1 (UHRI	C1-105
C1083112023_C1-105	C1083112023	391575301	1083112023	PIPELINE EAS	Dallas	C1 (UHRI	C1-105
C1083612121_C1-105	C1083612121	020992601	1083612121	STONEWALL	MRSA West	C1 (UHRI	C1-105
C1083619712_C1-105	C1083619712	112728403	1083619712	IRAAN GENEI	MRSA West	C1 (UHRI	C1-105
C1083937593_C1-105	C1083937593	281028501	1083937593	HOUSTON M	Harris	C1 (UHRI	C1-105
C1093021719_C1-105	C1093021719	217547301	1093021719	BEHAVIORAL	Harris	C1 (UHRI	C1-105
C1093708679_C1-105	C1093708679	111829102	1093708679	ASCENSION F	MRSA Centra	C1 (UHRI	C1-105
C1093744187_C1-105	C1093744187	094148602	1093744187	MEMORIAL H	Jefferson	C1 (UHRI	C1-105
C1093783391_C1-105	C1093783391	136436606	1093783391	CHRISTUS SP	Nueces	C1 (UHRI	C1-105
C1093810327_C1-105	C1093810327	137265806	1093810327	DELL SETON	Travis	C1 (UHRI	C1-105
C1104381292_C1-105	C1104381292	414763901	1104381292	TEXAS HEALT	Dallas	C1 (UHRI	C1-105
C1104383371_C1-105	C1104383371	401736001	1104383371	GOODALL-W	MRSA Centra	C1 (UHRI	C1-105
C1104830900_C1-105	C1104830900	119877204	1104830900	VAL VERDE R	MRSA West	C1 (UHRI	C1-105
C1104842475_C1-105	C1104842475	126667806	1104842475	W.J. MANGO	Lubbock	C1 (UHRI	C1-105
C1104845015_C1-105	C1104845015	136326908	1104845015	TEXAS HEALT	Tarrant	C1 (UHRI	C1-105
C1114435260_C1-105	C1114435260	391576104	1114435260	CROCKETT M	MRSA Northe	C1 (UHRI	C1-105
C1114903523_C1-105	C1114903523	207311601	1114903523	BRIM HEALT	MRSA Northe	C1 (UHRI	C1-105
C1114998911_C1-105	C1114998911	094178302	1114998911	LAKE GRANB	Tarrant	C1 (UHRI	C1-105
C1124052162_C1-105	C1124052162	137907508	1124052162	COUNTY OF \	Nueces	C1 (UHRI	C1-105
C1124061882_C1-105	C1124061882	121808305	1124061882	JACKSON HE	MRSA Centra	C1 (UHRI	C1-105
C1124074273_C1-105	C1124074273	094154402	1124074273	METHODIST	Bexar	C1 (UHRI	C1-105

C1124076401_C1-105	C1124076401	130606006	1124076401	WISE HEALTH	Tarrant	C1 (UHRI C1-105
C1124092036_C1-105	C1124092036	112667403	1124092036	CHRISTUS GC	MRSA North	C1 (UHRI C1-105
C1124137054_C1-105	C1124137054	158980601	1124137054	ASCENSION S	Travis	C1 (UHRI C1-105
C1124305065_C1-105	C1124305065	314161601	1124305065	BAYLOR SCO	Dallas	C1 (UHRI C1-105
C1134108053_C1-105	C1134108053	189947801	1134108053	MEDICAL AR	MRSA West	C1 (UHRI C1-105
C1134137466_C1-105	C1134137466	110856504	1134137466	OLNEY HAMI	MRSA West	C1 (UHRI C1-105
C1134166192_C1-105	C1134166192	020977701	1134166192	TEXAS ORTH	Harris	C1 (UHRI C1-105
C1134172406_C1-105	C1134172406	020950401	1134172406	MEDICAL CIT	Tarrant	C1 (UHRI C1-105
C1144274226_C1-105	C1144274226	112701102	1144274226	NAVARRO RE	Dallas	C1 (UHRI C1-105
C1144294893_C1-105	C1144294893	094347402	1144294893	HEALTHSOU	Dallas	C1 (UHRI C1-105
C1144625153_C1-105	C1144625153	348183001	1144625153	CROSS CREEK	Travis	C1 (UHRI C1-105
C1144756578_C1-105	C1144756578	382091201	1144756578	ENCOMPASS	Harris	C1 (UHRI C1-105
C1144781501_C1-105	C1144781501	407926101	1144781501	BAYLOR SCO	Travis	C1 (UHRI C1-105
C1154315307_C1-105	C1154315307	135226205	1154315307	BAYLOR SCO	MRSA Centra	C1 (UHRI C1-105
C1154317774_C1-105	C1154317774	147918003	1154317774	GRIMES ST JC	MRSA Centra	C1 (UHRI C1-105
C1154324952_C1-105	C1154324952	284333604	1154324952	LIBERTY DAY	Jefferson	C1 (UHRI C1-105
C1154361475_C1-105	C1154361475	181706601	1154361475	ST. JOSEPH N	Harris	C1 (UHRI C1-105
C1154612638_C1-105	C1154612638	286326801	1154612638	ASCENSION S	Travis	C1 (UHRI C1-105
C1154618742_C1-105	C1154618742	292096901	1154618742	VALLEY BAPT	Hidalgo	C1 (UHRI C1-105
C1154782548_C1-105	C1154782548	371439601	1154782548	PALMS BEHA	Hidalgo	C1 (UHRI C1-105
C1154893675_C1-105	C1154893675	413256501	1154893675	SOUTH PLAIN	Lubbock	C1 (UHRI C1-105
C1164510673_C1-105	C1164510673	121816602	1164510673	PALESTINE RI	MRSA North	C1 (UHRI C1-105
C1164526786_C1-105	C1164526786	135225404	1164526786	ASCENSION S	Travis	C1 (UHRI C1-105
C1164688495_C1-105	C1164688495	206083201	1164688495	KIMBLE HOSI	MRSA West	C1 (UHRI C1-105
C1174021695_C1-105	C1174021695	389645801	1174021695	REHABILITAT	MRSA North	C1 (UHRI C1-105
C1174522494_C1-105	C1174522494	020993401	1174522494	OMNIPOINT	Jefferson	C1 (UHRI C1-105
C1174526529_C1-105	C1174526529	138913209	1174526529	TITUS REGIO	MRSA North	C1 (UHRI C1-105
C1174533343_C1-105	C1174533343	130614405	1174533343	TEXAS HEALT	Tarrant	C1 (UHRI C1-105
C1174563779_C1-105	C1174563779	127298107	1174563779	PERMIAN RE	MRSA West	C1 (UHRI C1-105
C1174576698_C1-105	C1174576698	020817501	1174576698	HCA HOUSTC	Harris	C1 (UHRI C1-105
C1184056954_C1-105	C1184056954	339869503	1184056954	ROCK SPRINC	Travis	C1 (UHRI C1-105
C1184132524_C1-105	C1184132524	388696201	1184132524	PITTSBURG H	MRSA North	C1 (UHRI C1-105
C1184179194_C1-105	C1184179194	376837601	1184179194	HOUSTON M	Harris	C1 (UHRI C1-105
C1184607897_C1-105	C1184607897	112702904	1184607897	HASKELL MEI	MRSA West	C1 (UHRI C1-105
C1184622847_C1-105	C1184622847	127300503	1184622847	CHI ST. LUKE	Harris	C1 (UHRI C1-105
C1184631673_C1-105	C1184631673	136325111	1184631673	MITCHELL CC	MRSA West	C1 (UHRI C1-105
C1184868879_C1-105	C1184868879	210274101	1184868879	ST LUKE'S LA	Harris	C1 (UHRI C1-105
C1184911877_C1-105	C1184911877	294543801	1184911877	VALLEY BAPT	Hidalgo	C1 (UHRI C1-105
C1194743013_C1-105	C1194743013	138910807	1194743013	CHILDREN'S I	Dallas	C1 (UHRI C1-105
C1194753590_C1-105	C1194753590	330388501	1194753590	BAYLOR SCO	Tarrant	C1 (UHRI C1-105
C1194787218_C1-105	C1194787218	020844901	1194787218	CHRISTUS SA	Bexar	C1 (UHRI C1-105
C1194798801_C1-105	C1194798801	094352403	1194798801	ENCOMPASS	Harris	C1 (UHRI C1-105
C1194893263_C1-105	C1194893263	138353107	1194893263	SEYMOUR HC	MRSA West	C1 (UHRI C1-105
C1205018439_C1-105	C1205018439	020966001	1205018439	BAYLOR SCO	Dallas	C1 (UHRI C1-105
C1205164928_C1-105	C1205164928	212060201	1205164928	RICE MEDICA	MRSA Centra	C1 (UHRI C1-105
C1205833985_C1-105	C1205833985	112679902	1205833985	MISSION REC	Hidalgo	C1 (UHRI C1-105
C1205900370_C1-105	C1205900370	133355104	1205900370	HARRIS COUI	Harris	C1 (UHRI C1-105
C1205999232_C1-105	C1205999232	184076101	1205999232	HICKORY TR	Dallas	C1 (UHRI C1-105
C1215296884_C1-105	C1215296884	316296801	1215296884	TEXAS HEALT	Tarrant	C1 (UHRI C1-105
C1215354899_C1-105	C1215354899	344854001	1215354899	WESTPARK S	Harris	C1 (UHRI C1-105
C1215969787_C1-105	C1215969787	133245406	1215969787	THE HOSPITA	El Paso	C1 (UHRI C1-105
C1225038938_C1-105	C1225038938	130089906	1225038938	BALLINGER N	MRSA West	C1 (UHRI C1-105
C1225146400_C1-105	C1225146400	133258705	1225146400	COVENANT F	Lubbock	C1 (UHRI C1-105
C1225289499_C1-105	C1225289499	281514401	1225289499	GRACE SURG	Lubbock	C1 (UHRI C1-105
C1235685892_C1-105	C1235685892	376537203	1235685892	FREESTONE I	MRSA Centra	C1 (UHRI C1-105
C1245237593_C1-105	C1245237593	112704504	1245237593	OCHILTREE G	MRSA West	C1 (UHRI C1-105
C1245344472_C1-105	C1245344472	021196301	1245344472	NORTH TEXA	MRSA West	C1 (UHRI C1-105

C1245422567_C1-105	C1245422567	209190201	1245422567	ENCOMPASS Travis	C1 (UHRI C1-105
C1245878990_C1-105	C1245878990	412747401	1245878990	HUNTSVILLE Jefferson	C1 (UHRI C1-105
C1255325817_C1-105	C1255325817	136143806	1255325817	MIDLAND MI MRSA West	C1 (UHRI C1-105
C1255384533_C1-105	C1255384533	094192402	1255384533	MEDICAL CIT Tarrant	C1 (UHRI C1-105
C1255708715_C1-105	C1255708715	358963201	1255708715	OUR CHILDRI Dallas	C1 (UHRI C1-105
C1265430177_C1-105	C1265430177	135223905	1265430177	BAYLOR SCO Dallas	C1 (UHRI C1-105
C1265568638_C1-105	C1265568638	190123303	1265568638	BAYLOR SCO Travis	C1 (UHRI C1-105
C1265772362_C1-105	C1265772362	326725404	1265772362	BAYLOR SCO MRSA Centra	C1 (UHRI C1-105
C1275580938_C1-105	C1275580938	094187402	1275580938	HCA HOUSTC Harris	C1 (UHRI C1-105
C1275581852_C1-105	C1275581852	133244705	1275581852	ROLLING PLA MRSA West	C1 (UHRI C1-105
C1275592131_C1-105	C1275592131	126679303	1275592131	METHODIST Dallas	C1 (UHRI C1-105
C1275813610_C1-105	C1275813610	301006801	1275813610	ENCOMPASS Harris	C1 (UHRI C1-105
C1275956807_C1-105	C1275956807	345305201	1275956807	GEORGETOW Travis	C1 (UHRI C1-105
C1285065623_C1-105	C1285065623	337991901	1285065623	STEPHENS M MRSA West	C1 (UHRI C1-105
C1285191452_C1-105	C1285191452	405102101	1285191452	SCENIC MOU MRSA West	C1 (UHRI C1-105
C1285258640_C1-105	C1285258640	415930301	1285258640	WELLBRIDGE Tarrant	C1 (UHRI C1-105
C1285798918_C1-105	C1285798918	175287501	1285798918	UT SOUTHWI Dallas	C1 (UHRI C1-105
C1295736734_C1-105	C1295736734	020976902	1295736734	CHRISTUS ST MRSA Northe	C1 (UHRI C1-105
C1295739258_C1-105	C1295739258	121799406	1295739258	RANKIN COU MRSA West	C1 (UHRI C1-105
C1295764553_C1-105	C1295764553	179272301	1295764553	SCHLEICHER MRSA West	C1 (UHRI C1-105
C1295781227_C1-105	C1295781227	148698701	1295781227	WINNIE COM Jefferson	C1 (UHRI C1-105
C1295788735_C1-105	C1295788735	146021401	1295788735	MEMORIAL H Harris	C1 (UHRI C1-105
C1295843787_C1-105	C1295843787	192751901	1295843787	MEMORIAL H Harris	C1 (UHRI C1-105
C1306268321_C1-105	C1306268321	342897103	1306268321	HOUSTON M Harris	C1 (UHRI C1-105
C1306897277_C1-105	C1306897277	111905902	1306897277	MEDICAL CIT Tarrant	C1 (UHRI C1-105
C1316197767_C1-105	C1316197767	199602701	1316197767	CRANE COUN MRSA West	C1 (UHRI C1-105
C1316911068_C1-105	C1316911068	184505902	1316911068	CHRISTUS TR MRSA Northe	C1 (UHRI C1-105
C1316931835_C1-105	C1316931835	112707808	1316931835	WILBARGER MRSA West	C1 (UHRI C1-105
C1316933609_C1-105	C1316933609	174662001	1316933609	TEXAS HEALT Dallas	C1 (UHRI C1-105
C1316936990_C1-105	C1316936990	138951211	1316936990	UNIVERSITY I El Paso	C1 (UHRI C1-105
C1326015595_C1-105	C1326015595	112742503	1326015595	CLARITY CHIL Bexar	C1 (UHRI C1-105
C1326025701_C1-105	C1326025701	091770005	1326025701	CONCHO COI MRSA West	C1 (UHRI C1-105
C1326037607_C1-105	C1326037607	121792903	1326037607	HAMILTON G MRSA Centra	C1 (UHRI C1-105
C1326052226_C1-105	C1326052226	021194801	1326052226	AUSTIN STAT Travis	C1 (UHRI C1-105
C1326079534_C1-105	C1326079534	133250406	1326079534	CHILDRESS R MRSA West	C1 (UHRI C1-105
C1326134255_C1-105	C1326134255	217884004	1326134255	DIMMIT REG MRSA West	C1 (UHRI C1-105
C1326349986_C1-105	C1326349986	220798701	1326349986	MID COAST M MRSA Centra	C1 (UHRI C1-105
C1326546797_C1-105	C1326546797	387377001	1326546797	HENDERSON MRSA Northe	C1 (UHRI C1-105
C1336172105_C1-105	C1336172105	112677302	1336172105	TEXAS HEALT Tarrant	C1 (UHRI C1-105
C1346544616_C1-105	C1346544616	281406304	1346544616	COMANCHE MRSA Centra	C1 (UHRI C1-105
C1346724879_C1-105	C1346724879	400811201	1346724879	RIO VISTA BE El Paso	C1 (UHRI C1-105
C1346729159_C1-105	C1346729159	395486901	1346729159	BAYLOR SCO Travis	C1 (UHRI C1-105
C1356312243_C1-105	C1356312243	094224503	1356312243	BIG BEND RE MRSA West	C1 (UHRI C1-105
C1356418974_C1-105	C1356418974	088189803	1356418974	THROCKMOF MRSA West	C1 (UHRI C1-105
C1356446686_C1-105	C1356446686	094153604	1356446686	ASCENSION S Travis	C1 (UHRI C1-105
C1356960132_C1-105	C1356960132	Pending 1	1356960132	TEXAS HEALT Tarrant	C1 (UHRI C1-105
C1366871600_C1-105	C1366871600	337018101	1366871600	ENCOMPASS Dallas	C1 (UHRI C1-105
C1366880627_C1-105	C1366880627	339487601	1366880627	MESA SPRINC Tarrant	C1 (UHRI C1-105
C1376071530_C1-105	C1376071530	379200401	1376071530	METHODIST Bexar	C1 (UHRI C1-105
C1376662296_C1-105	C1376662296	192622201	1376662296	CEDAR PARK Travis	C1 (UHRI C1-105
C1376829812_C1-105	C1376829812	315341301	1376829812	ENCOMPASS Harris	C1 (UHRI C1-105
C1386652527_C1-105	C1386652527	094221102	1386652527	CORNERSTOI Hidalgo	C1 (UHRI C1-105
C1386779304_C1-105	C1386779304	191968002	1386779304	EL PASO BEH El Paso	C1 (UHRI C1-105
C1386902138_C1-105	C1386902138	308032701	1386902138	PAMPA REGI MRSA West	C1 (UHRI C1-105
C1396138970_C1-105	C1396138970	353712801	1396138970	BAYLOR SCO Travis	C1 (UHRI C1-105
C1396184180_C1-105	C1396184180	336658501	1396184180	BEHAVIORAL MRSA West	C1 (UHRI C1-105
C1396731105_C1-105	C1396731105	094186602	1396731105	DOCTORS HC Hidalgo	C1 (UHRI C1-105

C1396746129_C1-105	C1396746129	139172412	1396746129	MEMORIAL H MRSA North	C1 (UHRI C1-105
C1396748471_C1-105	C1396748471	121787905	1396748471	PARKVIEW H MRSA West	C1 (UHRI C1-105
C1396778064_C1-105	C1396778064	131036903	1396778064	TEXAS HEALTH Tarrant	C1 (UHRI C1-105
C1396779948_C1-105	C1396779948	020908201	1396779948	TEXAS HEALTH Dallas	C1 (UHRI C1-105
C1407121189_C1-105	C1407121189	316360201	1407121189	COLEMAN CC MRSA West	C1 (UHRI C1-105
C1407169196_C1-105	C1407169196	282322101	1407169196	TEXAS HEALTH Tarrant	C1 (UHRI C1-105
C1407191984_C1-105	C1407191984	322879301	1407191984	BSA HOSPITAL Lubbock	C1 (UHRI C1-105
C1407364847_C1-105	C1407364847	388347201	1407364847	TYLER REGION MRSA North	C1 (UHRI C1-105
C1407862170_C1-105	C1407862170	127320302	1407862170	KERRVILLE ST MRSA West	C1 (UHRI C1-105
C1407990088_C1-105	C1407990088	281219001	1407990088	ST. LUKE'S P/Harris	C1 (UHRI C1-105
C1417465824_C1-105	C1417465824	387515501	1417465824	ATHENS HOSP MRSA North	C1 (UHRI C1-105
C1417471467_C1-105	C1417471467	385345901	1417471467	MEDICAL CIT Tarrant	C1 (UHRI C1-105
C1417941295_C1-105	C1417941295	127278304	1417941295	UNIVERSITY C MRSA North	C1 (UHRI C1-105
C1417980202_C1-105	C1417980202	120726804	1417980202	TEXAS HEALTH Tarrant	C1 (UHRI C1-105
C1427048453_C1-105	C1427048453	212140201	1427048453	MEDINA REG Bexar	C1 (UHRI C1-105
C1427048743_C1-105	C1427048743	210433301	1427048743	RED RIVER H MRSA West	C1 (UHRI C1-105
C1427374222_C1-105	C1427374222	288662403	1427374222	ENCOMPASS Tarrant	C1 (UHRI C1-105
C1427472463_C1-105	C1427472463	343723801	1427472463	RESOLUTE HI Bexar	C1 (UHRI C1-105
C1437102639_C1-105	C1437102639	112698903	1437102639	MEDICAL CIT Dallas	C1 (UHRI C1-105
C1437148020_C1-105	C1437148020	138911619	1437148020	CUERO REGION MRSA Central	C1 (UHRI C1-105
C1437171568_C1-105	C1437171568	127319504	1437171568	COVENANT C Lubbock	C1 (UHRI C1-105
C1447228747_C1-105	C1447228747	020811801	1447228747	CHRISTUS SP Nueces	C1 (UHRI C1-105
C1447250253_C1-105	C1447250253	139485012	1447250253	BAYLOR UNIV Dallas	C1 (UHRI C1-105
C1447259627_C1-105	C1447259627	136381405	1447259627	TYLER COUNTY Jefferson	C1 (UHRI C1-105
C1447355771_C1-105	C1447355771	186599001	1447355771	DELL CHILDREN Travis	C1 (UHRI C1-105
C1447574819_C1-105	C1447574819	112688004	1447574819	FRIO REGION MRSA West	C1 (UHRI C1-105
C1447883301_C1-105	C1447883301	415580601	1447883301	CHRISTUS SA Travis	C1 (UHRI C1-105
C1457382798_C1-105	C1457382798	094140302	1457382798	TEXAS HEALTH Dallas	C1 (UHRI C1-105
C1457393571_C1-105	C1457393571	364187001	1457393571	ANSON HOSP MRSA West	C1 (UHRI C1-105
C1457791105_C1-105	C1457791105	333289201	1457791105	DALLAS BEHAVIOR Dallas	C1 (UHRI C1-105
C1467442418_C1-105	C1467442418	137245009	1467442418	NORTHWEST Lubbock	C1 (UHRI C1-105
C1467453902_C1-105	C1467453902	094353202	1467453902	CHRISTUS ST MRSA North	C1 (UHRI C1-105
C1477061885_C1-105	C1477061885	388701003	1477061885	QUITMAN HOSP MRSA North	C1 (UHRI C1-105
C1477516466_C1-105	C1477516466	137249208	1477516466	BAYLOR SCOTT MRSA Central	C1 (UHRI C1-105
C1477594299_C1-105	C1477594299	126840107	1477594299	COLLINGSWOOD MRSA West	C1 (UHRI C1-105
C1477643690_C1-105	C1477643690	139135109	1477643690	TEXAS CHILD Harris	C1 (UHRI C1-105
C1477669208_C1-105	C1477669208	021195501	1477669208	NORTH TEXAS MRSA West	C1 (UHRI C1-105
C1477731156_C1-105	C1477731156	209804801	1477731156	ENCOMPASS Harris	C1 (UHRI C1-105
C1477857332_C1-105	C1477857332	083290905	1477857332	BELLVILLE ST Harris	C1 (UHRI C1-105
C1487271375_C1-105	C1487271375	Pending 2	1487271375	METHODIST Dallas	C1 (UHRI C1-105
C1487607792_C1-105	C1487607792	094164302	1487607792	WOODLAND MRSA North	C1 (UHRI C1-105
C1487639175_C1-105	C1487639175	121053605	1487639175	KNOX COUNTY MRSA West	C1 (UHRI C1-105
C1497708929_C1-105	C1497708929	111915801	1497708929	PARKVIEW R MRSA Central	C1 (UHRI C1-105
C1497726343_C1-105	C1497726343	136430906	1497726343	HILL COUNTY MRSA Central	C1 (UHRI C1-105
C1497871628_C1-105	C1497871628	094219503	1497871628	HOUSTON M Harris	C1 (UHRI C1-105
C1508810573_C1-105	C1508810573	020973601	1508810573	CORPUS CHRISTI Nueces	C1 (UHRI C1-105
C1508899204_C1-105	C1508899204	127304703	1508899204	TEXAS HEALTH Tarrant	C1 (UHRI C1-105
C1518253194_C1-105	C1518253194	316076401	1518253194	SWISHER ME Lubbock	C1 (UHRI C1-105
C1518287721_C1-105	C1518287721	219907701	1518287721	ENCOMPASS Harris	C1 (UHRI C1-105
C1518911833_C1-105	C1518911833	094105602	1518911833	MEDICAL CIT Tarrant	C1 (UHRI C1-105
C1518937218_C1-105	C1518937218	112745802	1518937218	RIVER CREST MRSA West	C1 (UHRI C1-105
C1528026267_C1-105	C1528026267	110839103	1528026267	LONGVIEW R MRSA North	C1 (UHRI C1-105
C1528027786_C1-105	C1528027786	135032405	1528027786	METHODIST Dallas	C1 (UHRI C1-105
C1528064649_C1-105	C1528064649	138644310	1528064649	HENDRICK M MRSA West	C1 (UHRI C1-105
C1538150370_C1-105	C1538150370	121193005	1538150370	SHAMROCK C MRSA West	C1 (UHRI C1-105
C1538264866_C1-105	C1538264866	094382101	1538264866	ASCENSION S Travis	C1 (UHRI C1-105
C1538522412_C1-105	C1538522412	369162801	1538522412	THE HOSPITAL El Paso	C1 (UHRI C1-105

C1538667035_C1-105	C1538667035	387663301	1538667035	CARTHAGE H MRSA North	C1 (UHRI C1-105
C1548226988_C1-105	C1548226988	094092602	1548226988	UNIVERSITY (Harris	C1 (UHRI C1-105
C1548232044_C1-105	C1548232044	162033801	1548232044	LAREDO MEI Hidalgo	C1 (UHRI C1-105
C1548233265_C1-105	C1548233265	021168201	1548233265	ENCOMPASS Bexar	C1 (UHRI C1-105
C1548286172_C1-105	C1548286172	132812205	1548286172	DRISCOLL CH Nueces	C1 (UHRI C1-105
C1548291883_C1-105	C1548291883	020982701	1548291883	TEXAS HEALT Dallas	C1 (UHRI C1-105
C1548387418_C1-105	C1548387418	137949705	1548387418	HOUSTON M Harris	C1 (UHRI C1-105
C1548546088_C1-105	C1548546088	309446801	1548546088	ENCOMPASS Travis	C1 (UHRI C1-105
C1558349399_C1-105	C1558349399	322916301	1558349399	HEART OF TE MRSA West	C1 (UHRI C1-105
C1558354241_C1-105	C1558354241	109588703	1558354241	HEMPHILL C(MRSA West	C1 (UHRI C1-105
C1558659714_C1-105	C1558659714	291854201	1558659714	EL PASO CHIL El Paso	C1 (UHRI C1-105
C1568454403_C1-105	C1568454403	133544006	1568454403	HEREFORD R Lubbock	C1 (UHRI C1-105
C1578547345_C1-105	C1578547345	130734007	1578547345	MEMORIAL M MRSA North	C1 (UHRI C1-105
C1578588463_C1-105	C1578588463	136330112	1578588463	COGDELL ME MRSA West	C1 (UHRI C1-105
C1578780870_C1-105	C1578780870	194106401	1578780870	ASCENSION S Travis	C1 (UHRI C1-105
C1578809505_C1-105	C1578809505	333086201	1578809505	AUSTIN OAKS Travis	C1 (UHRI C1-105
C1598744856_C1-105	C1598744856	159156201	1598744856	BAPTIST MEI Bexar	C1 (UHRI C1-105
C1598746703_C1-105	C1598746703	112692202	1598746703	FISHER COUN MRSA West	C1 (UHRI C1-105
C1598749707_C1-105	C1598749707	112706003	1598749707	CHRISTUS SO Jefferson	C1 (UHRI C1-105
C1598750721_C1-105	C1598750721	131038504	1598750721	HUNT REGIO Dallas	C1 (UHRI C1-105
C1598764359_C1-105	C1598764359	121829905	1598764359	WEST OAKS I Harris	C1 (UHRI C1-105
C1609275585_C1-105	C1609275585	349366001	1609275585	HCA HOUSTC Harris	C1 (UHRI C1-105
C1609855139_C1-105	C1609855139	151691601	1609855139	BAYLOR SCO Dallas	C1 (UHRI C1-105
C1619115383_C1-105	C1619115383	208013701	1619115383	ASCENSION S Travis	C1 (UHRI C1-105
C1619368339_C1-105	C1619368339	350190001	1619368339	MULESHOE A MRSA West	C1 (UHRI C1-105
C1619924719_C1-105	C1619924719	112716902	1619924719	RIO GRANDE Hidalgo	C1 (UHRI C1-105
C1629021845_C1-105	C1629021845	094216103	1629021845	NORTH AUST Travis	C1 (UHRI C1-105
C1629064928_C1-105	C1629064928	171461001	1629064928	TEXAS HEALT Tarrant	C1 (UHRI C1-105
C1629089966_C1-105	C1629089966	094119702	1629089966	ADVENTHEAI MRSA Centra	C1 (UHRI C1-105
C1629138029_C1-105	C1629138029	193399601	1629138029	TEXAS HEALT Dallas	C1 (UHRI C1-105
C1639176456_C1-105	C1639176456	130826407	1639176456	COON MEMC MRSA West	C1 (UHRI C1-105
C1649223645_C1-105	C1649223645	020957901	1649223645	ROUND ROCI Travis	C1 (UHRI C1-105
C1649243353_C1-105	C1649243353	021175701	1649243353	ENCOMPASS MRSA North	C1 (UHRI C1-105
C1649273434_C1-105	C1649273434	171848805	1649273434	BAYLOR SCO Dallas	C1 (UHRI C1-105
C1659308948_C1-105	C1659308948	127301306	1659308948	MOTHER FR/ MRSA North	C1 (UHRI C1-105
C1659323772_C1-105	C1659323772	094193202	1659323772	MEDICAL CIT Tarrant	C1 (UHRI C1-105
C1659352987_C1-105	C1659352987	162965101	1659352987	USMD HOSPI Tarrant	C1 (UHRI C1-105
C1659362630_C1-105	C1659362630	176692501	1659362630	ST. MARK'S I Travis	C1 (UHRI C1-105
C1659525236_C1-105	C1659525236	204254101	1659525236	METHODIST Bexar	C1 (UHRI C1-105
C1659539567_C1-105	C1659539567	313188001	1659539567	ENCOMPASS MRSA West	C1 (UHRI C1-105
C1659559573_C1-105	C1659559573	298019501	1659559573	ST LUKES SU(Harris	C1 (UHRI C1-105
C1669472387_C1-105	C1669472387	135036506	1669472387	BAYLOR SCO Tarrant	C1 (UHRI C1-105
C1669752234_C1-105	C1669752234	309798201	1669752234	BAPTIST NEI(Bexar	C1 (UHRI C1-105
C1679526982_C1-105	C1679526982	420957901	1679526982	BROWNWOC MRSA West	C1 (UHRI C1-105
C1679528889_C1-105	C1679528889	112717702	1679528889	ST. DAVID'S S Travis	C1 (UHRI C1-105
C1679557888_C1-105	C1679557888	138296208	1679557888	CHRISTUS SO Jefferson	C1 (UHRI C1-105
C1679560866_C1-105	C1679560866	136145310	1679560866	MARTIN COL MRSA West	C1 (UHRI C1-105
C1679578439_C1-105	C1679578439	094108002	1679578439	MOTHER FR/ MRSA North	C1 (UHRI C1-105
C1679678767_C1-105	C1679678767	130959304	1679678767	MATAGORD/ Harris	C1 (UHRI C1-105
C1679903967_C1-105	C1679903967	348928801	1679903967	BAYLOR SCO Tarrant	C1 (UHRI C1-105
C1689098790_C1-105	C1689098790	348990801	1689098790	HOUSTON BE Harris	C1 (UHRI C1-105
C1689628984_C1-105	C1689628984	020943901	1689628984	MEDICAL CIT Dallas	C1 (UHRI C1-105
C1689629941_C1-105	C1689629941	186221101	1689629941	METHODIST Tarrant	C1 (UHRI C1-105
C1689630865_C1-105	C1689630865	137909111	1689630865	MEMORIAL M Nueces	C1 (UHRI C1-105
C1689641680_C1-105	C1689641680	121775403	1689641680	CHRISTUS SP Nueces	C1 (UHRI C1-105
C1689648339_C1-105	C1689648339	094349003	1689648339	ENCOMPASS MRSA West	C1 (UHRI C1-105
C1689650616_C1-105	C1689650616	112697102	1689650616	MEMORIAL I Jefferson	C1 (UHRI C1-105

C1689650921_C1-105	C1689650921	137074409	1689650921	EASTLAND M MRSA West	C1 (UHRI C1-105
C1689655912_C1-105	C1689655912	127310404	1689655912	NOCONA GEI MRSA Northe	C1 (UHRI C1-105
C1689692402_C1-105	C1689692402	021215104	1689692402	CEDAR CRES MRSA Centra	C1 (UHRI C1-105
C1699726406_C1-105	C1699726406	127311205	1699726406	MEDICAL CIT Dallas	C1 (UHRI C1-105
C1699749341_C1-105	C1699749341	199329702	1699749341	ENCOMPASS Tarrant	C1 (UHRI C1-105
C1699770149_C1-105	C1699770149	120745806	1699770149	MUENSTER M MRSA Northe	C1 (UHRI C1-105
C1699772541_C1-105	C1699772541	136412710	1699772541	OTTO KAISER Nueces	C1 (UHRI C1-105
C1700801909_C1-105	C1700801909	130601104	1700801909	THE HOSPITA El Paso	C1 (UHRI C1-105
C1700805678_C1-105	C1700805678	121822403	1700805678	ENNIS REGIO Dallas	C1 (UHRI C1-105
C1700826575_C1-105	C1700826575	216719901	1700826575	GLEN ROSE M MRSA Centra	C1 (UHRI C1-105
C1700854288_C1-105	C1700854288	127313803	1700854288	LAMB HEALT Lubbock	C1 (UHRI C1-105
C1700883196_C1-105	C1700883196	127303903	1700883196	OAKBEND MI Harris	C1 (UHRI C1-105
C1700885076_C1-105	C1700885076	130605205	1700885076	NACOGDOCH MRSA Northe	C1 (UHRI C1-105
C1700991700_C1-105	C1700991700	094129604	1700991700	MOORE COU MRSA West	C1 (UHRI C1-105
C1710314141_C1-105	C1710314141	339153401	1710314141	ST. LUKES HC Harris	C1 (UHRI C1-105
C1710985098_C1-105	C1710985098	337433201	1710985098	TIRR MEMOF Harris	C1 (UHRI C1-105
C1720033947_C1-105	C1720033947	094160103	1720033947	HEART HOSP Travis	C1 (UHRI C1-105
C1720088123_C1-105	C1720088123	138411709	1720088123	GUADALUPE Bexar	C1 (UHRI C1-105
C1720094550_C1-105	C1720094550	112751605	1720094550	EL PASO PSY El Paso	C1 (UHRI C1-105
C1720096019_C1-105	C1720096019	136331910	1720096019	WARD MEM MRSA West	C1 (UHRI C1-105
C1720279342_C1-105	C1720279342	199238002	1720279342	ENCOMPASS Dallas	C1 (UHRI C1-105
C1720480627_C1-105	C1720480627	354178101	1720480627	CHILDREN'S I Dallas	C1 (UHRI C1-105
C1730132234_C1-105	C1730132234	020834001	1730132234	MEMORIAL I Harris	C1 (UHRI C1-105
C1730187568_C1-105	C1730187568	021203701	1730187568	TEXAS CYPRE Harris	C1 (UHRI C1-105
C1730697350_C1-105	C1730697350	387381201	1730697350	JACKSONVILL MRSA Northe	C1 (UHRI C1-105
C1740233782_C1-105	C1740233782	020934801	1740233782	MEMORIAL I Harris	C1 (UHRI C1-105
C1740238641_C1-105	C1740238641	135033210	1740238641	COLUMBUS MRSA Centra	C1 (UHRI C1-105
C1740273994_C1-105	C1740273994	135235306	1740273994	MEDICAL CEI MRSA West	C1 (UHRI C1-105
C1740288505_C1-105	C1740288505	121782009	1740288505	UVALDE MEN MRSA West	C1 (UHRI C1-105
C1740450121_C1-105	C1740450121	193867201	1740450121	HOUSTON NC Harris	C1 (UHRI C1-105
C1740791748_C1-105	C1740791748	391264401	1740791748	WOODLAND Harris	C1 (UHRI C1-105
C1750377289_C1-105	C1750377289	112725003	1750377289	BURLESON S MRSA Centra	C1 (UHRI C1-105
C1750392916_C1-105	C1750392916	149073203	1750392916	ADVENTHEAI MRSA Centra	C1 (UHRI C1-105
C1750499273_C1-105	C1750499273	158977201	1750499273	ASCENSION S Travis	C1 (UHRI C1-105
C1750620456_C1-105	C1750620456	333366801	1750620456	OCEANS BEH MRSA West	C1 (UHRI C1-105
C1750819025_C1-105	C1750819025	377705401	1750819025	HCA HOUSTC Harris	C1 (UHRI C1-105
C1760417646_C1-105	C1760417646	330811601	1760417646	TMC BONHA MRSA Northe	C1 (UHRI C1-105
C1760567085_C1-105	C1760567085	136332705	1760567085	STARR COUN Hidalgo	C1 (UHRI C1-105
C1760598692_C1-105	C1760598692	130616909	1760598692	PECOS COUN MRSA West	C1 (UHRI C1-105
C1760628184_C1-105	C1760628184	315440301	1760628184	TEXAS SCOTT Dallas	C1 (UHRI C1-105
C1770514077_C1-105	C1770514077	094207002	1770514077	TEXAS HEALT Dallas	C1 (UHRI C1-105
C1770536120_C1-105	C1770536120	094109802	1770536120	LAS PALMAS El Paso	C1 (UHRI C1-105
C1770573586_C1-105	C1770573586	094113001	1770573586	SOUTH TEXA Hidalgo	C1 (UHRI C1-105
C1770579591_C1-105	C1770579591	110803703	1770579591	FORT DUNCA Hidalgo	C1 (UHRI C1-105
C1780731737_C1-105	C1780731737	020990001	1780731737	CHI ST JOSEP MRSA Centra	C1 (UHRI C1-105
C1780786699_C1-105	C1780786699	152686501	1780786699	PALACIOS CC Harris	C1 (UHRI C1-105
C1780823021_C1-105	C1780823021	134772611	1780823021	CORYELL ME MRSA Centra	C1 (UHRI C1-105
C1790174860_C1-105	C1790174860	354018901	1790174860	PRIME HEALT Dallas	C1 (UHRI C1-105
C1790702371_C1-105	C1790702371	137227806	1790702371	YOAKUM CO MRSA West	C1 (UHRI C1-105
C1790777696_C1-105	C1790777696	119874904	1790777696	FAITH COMM MRSA West	C1 (UHRI C1-105
C1790782704_C1-105	C1790782704	127294003	1790782704	PETERSON RI MRSA West	C1 (UHRI C1-105
C1801826839_C1-105	C1801826839	388217701	1801826839	BAYLOR SCO Dallas	C1 (UHRI C1-105
C1801831748_C1-105	C1801831748	131030203	1801831748	NACOGDOCH MRSA Northe	C1 (UHRI C1-105
C1801852736_C1-105	C1801852736	112711003	1801852736	ODESSA REGI MRSA West	C1 (UHRI C1-105
C1811916901_C1-105	C1811916901	130618504	1811916901	BROWNFIELD Lubbock	C1 (UHRI C1-105
C1811942238_C1-105	C1811942238	112724302	1811942238	HCA HOUSTC Harris	C1 (UHRI C1-105
C1821004151_C1-105	C1821004151	020844903	1821004151	CHILDRENS I Bexar	C1 (UHRI C1-105

C1821011248_C1-105	C1821011248	136141205	1821011248	UNIVERSITY I Bexar	C1 (UHRI C1-105
C1821025990_C1-105	C1821025990	094121303	1821025990	MEMORIAL F MRSA West	C1 (UHRI C1-105
C1821061532_C1-105	C1821061532	094351601	1821061532	ENCOMPASS MRSA West	C1 (UHRI C1-105
C1821062050_C1-105	C1821062050	021173202	1821062050	ENCOMPASS Tarrant	C1 (UHRI C1-105
C1821066820_C1-105	C1821066820	094180903	1821066820	LYNN COUNT Lubbock	C1 (UHRI C1-105
C1821087164_C1-105	C1821087164	137999206	1821087164	UNIVERSITY I Lubbock	C1 (UHRI C1-105
C1821161167_C1-105	C1821161167	021219301	1821161167	TEXAS DSHS- Hidalgo	C1 (UHRI C1-105
C1821612284_C1-105	C1821612284	418113301	1821612284	WELLBRIDGE Dallas	C1 (UHRI C1-105
C1831140698_C1-105	C1831140698	021224301	1831140698	MEDICAL CIT Dallas	C1 (UHRI C1-105
C1831140979_C1-105	C1831140979	121781205	1831140979	LILLIAN M HL MRSA West	C1 (UHRI C1-105
C1831170273_C1-105	C1831170273	112684904	1831170273	REEVES COU MRSA West	C1 (UHRI C1-105
C1841294246_C1-105	C1841294246	133367602	1841294246	FALLS COMM MRSA Centra	C1 (UHRI C1-105
C1841354677_C1-105	C1841354677	133257904	1841354677	TEXAS CENTE Bexar	C1 (UHRI C1-105
C1841497153_C1-105	C1841497153	197063401	1841497153	GOLDEN PLA Lubbock	C1 (UHRI C1-105
C1841562709_C1-105	C1841562709	312239201	1841562709	SETON MEDI MRSA Centra	C1 (UHRI C1-105
C1851343909_C1-105	C1851343909	094118902	1851343909	DETAR HEAL Nueces	C1 (UHRI C1-105
C1851346407_C1-105	C1851346407	177658501	1851346407	UNIVERSITY I Tarrant	C1 (UHRI C1-105
C1851390967_C1-105	C1851390967	194997601	1851390967	TEXOMA ME MRSA Northe	C1 (UHRI C1-105
C1851632616_C1-105	C1851632616	331242301	1851632616	CRESCENT M Dallas	C1 (UHRI C1-105
C1861467573_C1-105	C1861467573	163925401	1861467573	THE MEDICA Jefferson	C1 (UHRI C1-105
C1861475626_C1-105	C1861475626	137343308	1861475626	PARMER ME MRSA West	C1 (UHRI C1-105
C1861487779_C1-105	C1861487779	140714001	1861487779	LIMESTONE I MRSA Centra	C1 (UHRI C1-105
C1861488579_C1-105	C1861488579	135035706	1861488579	KNAPP MEDI Hidalgo	C1 (UHRI C1-105
C1861510521_C1-105	C1861510521	121692107	1861510521	HARDEMAN MRSA West	C1 (UHRI C1-105
C1861598633_C1-105	C1861598633	175965601	1861598633	KINGWOOD Harris	C1 (UHRI C1-105
C1861690364_C1-105	C1861690364	219336901	1861690364	DALLAS MED Dallas	C1 (UHRI C1-105
C1871583153_C1-105	C1871583153	135034009	1871583153	ELECTRA ME MRSA West	C1 (UHRI C1-105
C1871599829_C1-105	C1871599829	135151206	1871599829	WILSON COU Bexar	C1 (UHRI C1-105
C1871619254_C1-105	C1871619254	140713201	1871619254	HOUSTON M Harris	C1 (UHRI C1-105
C1871898478_C1-105	C1871898478	283280001	1871898478	MAYHILL HO Tarrant	C1 (UHRI C1-105
C1871911016_C1-105	C1871911016	350857401	1871911016	MEDICAL CIT Tarrant	C1 (UHRI C1-105
C1871917971_C1-105	C1871917971	349059101	1871917971	SAN ANTONI Bexar	C1 (UHRI C1-105
C1881600682_C1-105	C1881600682	137918204	1881600682	BIG SPRING S MRSA West	C1 (UHRI C1-105
C1881688976_C1-105	C1881688976	154504801	1881688976	HARLINGEN I Hidalgo	C1 (UHRI C1-105
C1881691061_C1-105	C1881691061	346945401	1881691061	GRAHAM RE MRSA West	C1 (UHRI C1-105
C1881697878_C1-105	C1881697878	112673204	1881697878	YOAKUM CO MRSA Centra	C1 (UHRI C1-105
C1891765178_C1-105	C1891765178	021184901	1891765178	COOK CHILDI Tarrant	C1 (UHRI C1-105
C1891789772_C1-105	C1891789772	137962006	1891789772	HOUSTON M Harris	C1 (UHRI C1-105
C1891882833_C1-105	C1891882833	138962907	1891882833	BAYLOR SCO MRSA Centra	C1 (UHRI C1-105
C1902047376_C1-105	C1902047376	217744601	1902047376	TEXAS HEALT Tarrant	C1 (UHRI C1-105
C1902857766_C1-105	C1902857766	020979302	1902857766	MEDICAL CIT Dallas	C1 (UHRI C1-105
C1912906298_C1-105	C1912906298	136491104	1912906298	TEXAS VISTA Bexar	C1 (UHRI C1-105
C1912948845_C1-105	C1912948845	165305701	1912948845	PHYSICIANS S Lubbock	C1 (UHRI C1-105
C1922001775_C1-105	C1922001775	163219201	1922001775	LUBBOCK HE Lubbock	C1 (UHRI C1-105
C1922031541_C1-105	C1922031541	121794503	1922031541	TEXAS HEALT MRSA Centra	C1 (UHRI C1-105
C1922078815_C1-105	C1922078815	112746602	1922078815	GLEN OAKS F Dallas	C1 (UHRI C1-105
C1932123247_C1-105	C1932123247	127295703	1932123247	PARKLAND H Dallas	C1 (UHRI C1-105
C1932152337_C1-105	C1932152337	146509801	1932152337	MEMORIAL F Harris	C1 (UHRI C1-105
C1932379856_C1-105	C1932379856	200683501	1932379856	SABINE COU MRSA Northe	C1 (UHRI C1-105
C1932573417_C1-105	C1932573417	368423501	1932573417	CHI ST. JOSEF MRSA Centra	C1 (UHRI C1-105
C1942208616_C1-105	C1942208616	160630301	1942208616	ST. LUKE'S TH Harris	C1 (UHRI C1-105
C1942218581_C1-105	C1942218581	133331202	1942218581	RUSK STATE I MRSA Northe	C1 (UHRI C1-105
C1942240189_C1-105	C1942240189	020991801	1942240189	REFUGIO COI Nueces	C1 (UHRI C1-105
C1942292255_C1-105	C1942292255	162459501	1942292255	BAYLOR SCO MRSA Northe	C1 (UHRI C1-105
C1942294939_C1-105	C1942294939	127267603	1942294939	ST JOSEPH RI MRSA Centra	C1 (UHRI C1-105
C1942795133_C1-105	C1942795133	414962701	1942795133	ASCENSION S Travis	C1 (UHRI C1-105
C1952306672_C1-105	C1952306672	141858401	1952306672	CHRISTUS MI MRSA Northe	C1 (UHRI C1-105

C1952723967_C1-105	C1952723967	336478801	1952723967	HOUSTON M Harris	C1 (UHRI C1-105
C1962455816_C1-105	C1962455816	020841501	1962455816	HCA HOUSTC Harris	C1 (UHRI C1-105
C1962497800_C1-105	C1962497800	136327710	1962497800	BAYLOR SCO' Travis	C1 (UHRI C1-105
C1962504340_C1-105	C1962504340	185556101	1962504340	BAYLOR SCO' Dallas	C1 (UHRI C1-105
C1962614834_C1-105	C1962614834	192996002	1962614834	AUSTIN LAKE Travis	C1 (UHRI C1-105
C1972071991_C1-105	C1972071991	396650901	1972071991	NORTH TEXA MRSA Northe	C1 (UHRI C1-105
C1972511921_C1-105	C1972511921	138706004	1972511921	SAN ANTONI Bexar	C1 (UHRI C1-105
C1972517365_C1-105	C1972517365	408600101	1972517365	COVENANT M Lubbock	C1 (UHRI C1-105
C1972581940_C1-105	C1972581940	112671602	1972581940	BRAZOSPORT Harris	C1 (UHRI C1-105
C1972590602_C1-105	C1972590602	138950412	1972590602	PALO PINTO MRSA West	C1 (UHRI C1-105
C1972709970_C1-105	C1972709970	196829901	1972709970	THE HOSPITA El Paso	C1 (UHRI C1-105
C1982666111_C1-105	C1982666111	137805107	1982666111	MEMORIAL F Harris	C1 (UHRI C1-105
C1982920773_C1-105	C1982920773	314562501	1982920773	ENCOMPASS Dallas	C1 (UHRI C1-105
C1992285282_C1-105	C1992285282	133252009	1992285282	HILL REGION MRSA Centra	C1 (UHRI C1-105
C1992700983_C1-105	C1992700983	121776205	1992700983	BAYLOR SCO' Dallas	C1 (UHRI C1-105
C1992707228_C1-105	C1992707228	137226005	1992707228	SHANNON M MRSA West	C1 (UHRI C1-105
C1992707780_C1-105	C1992707780	094117105	1992707780	HANSFORD C MRSA West	C1 (UHRI C1-105
C1992713119_C1-105	C1992713119	137919003	1992713119	TERRELL STA' Dallas	C1 (UHRI C1-105
C1992753222_C1-105	C1992753222	126675104	1992753222	JPS HEALTH I Tarrant	C1 (UHRI C1-105
C1992767511_C1-105	C1992767511	135233809	1992767511	LAVACA MEC MRSA Centra	C1 (UHRI C1-105

[illegible]

[illegible]

[illegible]

[illegible]

[illegible]

[illegible]

Health Information Exchange Structure	NA	Eligible	Y1R1 Reporting Template	Urban
Health Information Exchange Structure	NA	Eligible	Y1R1 Reporting Template	Urban
Health Information Exchange Structure	NA	Eligible	Y1R1 Reporting Template	Rural
Health Information Exchange Structure	NA	Eligible	Y1R1 Reporting Template	Urban
Health Information Exchange Structure	NA	Eligible	Y1R1 Reporting Template	Non-State-Owned IMD
Health Information Exchange Structure	NA	Eligible	Y1R1 Reporting Template	Rural
Health Information Exchange Structure	NA	Eligible	Y1R1 Reporting Template	State-Owned IMD
Health Information Exchange Structure	NA	Eligible	Y1R1 Reporting Template	Urban
Health Information Exchange Structure	NA	Eligible	Y1R1 Reporting Template	Urban
Health Information Exchange Structure	NA	Eligible	Y1R1 Reporting Template	Rural
Health Information Exchange Structure	NA	Eligible	Y1R1 Reporting Template	Urban
Health Information Exchange Structure	NA	Eligible	Y1R1 Reporting Template	Urban
Health Information Exchange Structure	NA	Eligible	Y1R1 Reporting Template	Urban
Health Information Exchange Structure	NA	Eligible	Y1R1 Reporting Template	Urban
Health Information Exchange Structure	NA	Eligible	Y1R1 Reporting Template	Rural
Health Information Exchange Structure	NA	Eligible	Y1R1 Reporting Template	Urban
Health Information Exchange Structure	NA	Eligible	Y1R1 Reporting Template	Urban
Health Information Exchange Structure	NA	Eligible	Y1R1 Reporting Template	Rural
Health Information Exchange Structure	NA	Eligible	Y1R1 Reporting Template	State-Owned IMD
Health Information Exchange Structure	NA	Eligible	Y1R1 Reporting Template	Urban
Health Information Exchange Structure	NA	Eligible	Y1R1 Reporting Template	Rural

Y1R2: 1) As of August 31, 2022, does your organization connect with any of the following public HIEs:	Y1R2: 2a) HIE Texas EDEN via a direct connection?	Y1R2: 2b) One of the following local HIEs: HASA, PHIX, GHH, ICC, and/or RGVHIE?	Y1R2: 2c) A national HIE network (e.g., eHealth Exchange, Carequality, CommonWell)?	Y1R2: 2d) An EHR that incorporates HIE capabilities (e.g., Epic Care Everywhere)?
Yes	No	Yes	Yes	Yes
No, and not planning to by August 31, 2022				
Yes	No	Yes	No	No
Yes	No	Yes	Yes	Yes
Yes	Yes	Yes	Yes	Yes
Yes	Yes	Yes	Yes	Yes
Yes	No	No	Yes	Yes
No, but planning to by August 31, 2022				
No, but planning to by August 31, 2022				
No, and not planning to by August 31, 2022				
No, but planning to by August 31, 2022				
Yes	Yes	No	Yes	Yes
No, but planning to by August 31, 2022	Yes	No	No	No
No, but planning to by August 31, 2022				
Yes	Yes	Yes	Yes	Yes
Yes	No	No	Yes	Yes
Yes	No	No	Yes	No
Yes	Yes	No	No	Yes
Yes	Yes	Yes	Yes	Yes
No, but planning to by August 31, 2022				
No, but planning to by August 31, 2022				
Yes	No	Yes	No	Yes
Yes	No	No	Yes	Yes
Yes	No	Yes	No	No
No, but planning to by August 31, 2022				
Yes	Yes	Yes	Yes	Yes
Yes	Yes	Yes	Yes	Yes
Yes	No	No	Yes	Yes
No, but planning to by August 31, 2022				
No, but planning to by August 31, 2022				
No, and not planning to by August 31, 2022				
No, but planning to by August 31, 2022	Yes	No	No	No
Yes	No	Yes	Yes	Yes
No, and not planning to by August 31, 2022	No	No	No	No
Yes	No	No	Yes	Yes
Yes	Yes	Yes	No	Yes
Yes	Yes	Yes	Yes	Yes
Yes	No	Yes	Yes	Yes
Yes	Yes	Yes	Yes	Yes
Yes	No	No	Yes	No
Yes	No	Yes	No	No
No, but planning to by August 31, 2022				
Yes	Yes	Yes	Yes	Yes
No, and not planning to by August 31, 2022				
Yes	No	No	Yes	No
No, and not planning to by August 31, 2022				
Yes	Yes	Yes	No	Yes
Yes	No	No	Yes	No
Yes	No	Yes	No	No

No, and not planning to by August 31, 2022				
Yes	Yes	Yes	Yes	Yes
Yes	No	Yes	Yes	Yes
Yes	No	No	Yes	Yes
Yes	No	No	No	Yes
YES	no	no	no	YES
Yes	Yes	Yes	Yes	Yes
No, but planning to by August 31, 2022				
No, and not planning to by August 31, 2022				
Yes	No	Yes	Yes	Yes
No, and not planning to by August 31, 2022				
No, and not planning to by August 31, 2022				
Yes	No	No	Yes	Yes
Yes	No	No	Yes	Yes
Yes	No	Yes	No	No
Yes	No	No	Yes	Yes
Yes	No	Yes	No	No
Yes	No	Yes	Yes	Yes
Yes	No	No	Yes	Yes
No, and not planning to by August 31, 2022				
Yes	No	Yes	Yes	Yes
Yes	No	No	No	Yes
Yes	No	Yes	Yes	Yes
No, and not planning to by August 31, 2022				
No, but planning to by August 31, 2022				
No, but planning to by August 31, 2022				
Yes	No	No	Yes	Yes
Yes	Yes	Yes	Yes	Yes
Yes	No	No	No	Yes
Yes	Yes	Yes	Yes	Yes
No, and not planning to by August 31, 2022				
No, but planning to by August 31, 2022				
Yes	No	Yes	Yes	Yes
Yes	No	Yes	Yes	Yes
Yes	No	Yes	No	Yes
Yes	No	Yes	Yes	No
Yes	No	Yes	No	Yes
Yes	No	No	Yes	Yes
Yes	Yes	No	Yes	Yes
Yes	No	No	Yes	Yes
Yes	Yes	Yes	Yes	Yes
Yes	No	Yes	Yes	Yes
No, but planning to by August 31, 2022				
Yes	No	No	Yes	Yes
No, but planning to by August 31, 2022				
Yes	No	Yes	No	No
Yes	No	Yes	Yes	Yes
No, but planning to by August 31, 2022				
Yes	Yes	Yes	Yes	Yes
No, but planning to by A		No	No	No
Yes	No	Yes	Yes	No
Yes	No	No	No	Yes
No, but planning to by August 31, 2022				
Yes	No	No	No	Yes
Yes	No	No	No	Yes
Yes	No	No	Yes	No
No, but planning to by August 31, 2022				

Yes	No	No	Yes	Yes
Yes	No	Yes	No	No
Yes	No	No	Yes	Yes
No, but planning to by August 31, 2022				
Yes	Yes	No	Yes	Yes
Yes	No	No	Yes	Yes
Yes	No	No	Yes	Yes
Yes	No	No	Yes	Yes
Yes	Yes	Yes	Yes	Yes
Yes	No	Yes	Yes	No
Yes	Yes	No	No	Yes
Yes	No	Yes	Yes	Yes
No, and not planning to by August 31, 2022				
No, and not planning to by August 31, 2022				
No, but planning to by August 31, 2022				
No, but planning to by August 31, 2022				
Yes	No	No	Yes	Yes
Yes	Yes	Yes	Yes	Yes
Yes	No	No	No	Yes
No, and not planning to by August 31, 2022				
No, and not planning to by August 31, 2022				
Yes	No	Yes	No	Yes
Yes	No	Yes	No	Yes
Yes	No	Yes	Yes	Yes
No, but planning to by August 31, 2022				
No, but planning to by August 31, 2022				
Yes	No	Yes	Yes	Yes
No, but planning to by A				
Yes	Yes	Yes	Yes	Yes
Yes	No	Yes	Yes	No
Yes	No	Yes	Yes	Yes
No, and not planning to by August 31, 2022				
Yes	No	No	Yes	Yes
No, but planning to by August 31, 2022				
Yes	No	No	Yes	Yes
No, but planning to by August 31, 2022				
No, but planning to by August 31, 2022				
No, but planning to by August 31, 2022				
Yes	Yes	Yes	Yes	Yes
Yes	No	Yes	No	No
No, and not planning to by August 31, 2022				
Yes	No	No	Yes	Yes
No, and not planning to by August 31, 2022				
No, but planning to by August 31, 2022				
Yes	No	Yes	Yes	Yes
Yes	No	No	Yes	No
Yes	No	Yes	Yes	Yes
No, and not planning to	No	No	No	No
Yes	No	Yes	No	No
No, but planning to by August 31, 2022				
Yes	No	Yes	Yes	Yes
No, but planning to by August 31, 2022				
No, but planning to by August 31, 2022				
No, but planning to by A	No	No	No	No
Yes	No	No	Yes	Yes
No, but planning to by August 31, 2022				
Yes	No	Yes	Yes	Yes

Yes	No	Yes	No	No
No, but planning to by August 31, 2022				
Yes	Yes	Yes	Yes	Yes
Yes	Yes	Yes	Yes	Yes
No, and not planning to by August 31, 2022				
Yes	Yes	Yes	Yes	Yes
Yes	No	No	No	Yes
No, but planning to by August 31, 2022				
No, but planning to by August 31, 2022				
Yes	No	Yes	No	No
No, but planning to by August 31, 2022				
No, and not planning to by August 31, 2022				
Yes	No	No	Yes	No
Yes	Yes	Yes	Yes	Yes
Yes	No	Yes	No	No
No, and not planning to by August 31, 2022				
Yes	No	No	Yes	Yes
No, but planning to by A No		No	Yes	Yes
No, but planning to by August 31, 2022				
Yes	No	Yes	No	No
No, but planning to by August 31, 2022				
Yes	Yes	Yes	Yes	Yes
Yes	No	No	Yes	Yes
No, but planning to by August 31, 2022				
Yes	No	Yes	Yes	Yes
Yes	No	Yes	No	No
Yes	Yes	Yes	Yes	Yes
Yes	Yes	Yes	Yes	Yes
Yes	No	No	Yes	Yes
No, and not planning to by August 31, 2022				
No, but planning to by August 31, 2022				
Yes	Yes	Yes	Yes	Yes
No, but planning to by August 31, 2022				
Yes	No	No	Yes	Yes
No, and not planning to by August 31, 2022				
Yes	No	No	Yes	Yes
No, but planning to by August 31, 2022				
Yes	No	Yes	Yes	Yes
Yes	No	No	Yes	Yes
Yes	Yes	No	No	Yes
No, but planning to by August 31, 2022				
No, and not planning to by August 31, 2022				
Yes	No	No	No	No
Yes	No	Yes	No	No
Yes	No	Yes	Yes	Yes
No, but planning to by A				
Yes	Yes	Yes	Yes	Yes
Yes	No	No	Yes	No
Yes	No	Yes	Yes	Yes
No, but planning to by August 31, 2022				
No, and not planning to by August 31, 2022				
No, but planning to by August 31, 2022				
Yes	Yes	No	No	Yes
Yes	Yes	Yes	Yes	Yes
No, and not planning to by August 31, 2022				
No, and not planning to by August 31, 2022				
Yes	No	Yes	Yes	No

No, but planning to by August 31, 2022				
Yes	No	Yes	Yes	Yes
Yes	No	No	Yes	Yes
Yes	No	Yes	Yes	Yes
Yes	Yes	No	Yes	Yes
Yes	Yes	Yes	Yes	Yes
Yes	No	Yes	Yes	Yes
Yes	No	Yes	Yes	Yes
No, but planning to by A	No	No	Yes	No
Yes	No	No	Yes	No
Yes	No	Yes	Yes	Yes
Yes	No	No	Yes	No
Yes	No	Yes	No	No
Yes	No	Yes	Yes	Yes
Yes	No	Yes	Yes	Yes
No, but planning to by August 31, 2022				
Yes	No	No	Yes	Yes
No, and not planning to by August 31, 2022				
Yes	Yes	Yes	Yes	Yes
Yes	No	Yes	Yes	No
No, but planning to by August 31, 2022				
Yes	Yes	Yes	Yes	Yes
Yes	No	No	Yes	Yes
Yes	No	Yes	Yes	Yes
No, and not planning to by August 31, 2022				
No, but planning to by A				
Yes	No	Yes	No	No
Yes	Yes	Yes	Yes	Yes
Yes	No	No	Yes	No
Yes	Yes	Yes	Yes	Yes
No, and not planning to by August 31, 2022				
Yes	No	Yes	No	No
Yes	No	No	Yes	Yes
Yes	No	No	Yes	Yes
Yes	Yes	Yes	Yes	Yes
No, but planning to by August 31, 2022				
No, and not planning to by August 31, 2022				
Yes	No	Yes	Yes	No
Yes	No	Yes	No	No
Yes	No	Yes	Yes	Yes
Yes	No	Yes	No	Yes
Yes	No	No	Yes	Yes
No, and not planning to by August 31, 2022				
Yes	No	No	Yes	Yes
Yes	No	Yes	No	No
Yes	Yes	Yes	Yes	Yes
Yes	No	No	Yes	No
Yes	Yes	Yes	Yes	Yes
Yes	No	Yes	No	No
No, and not planning to by August 31, 2022				
No, and not planning to by August 31, 2022				
No, but planning to by August 31, 2022				
Yes	Yes	No	No	Yes
Yes	No	No	Yes	No
Yes	Yes	Yes	Yes	Yes
Yes	No	No	Yes	Yes
Yes	No	Yes	No	No

No, but planning to by August 31, 2022				
No, but planning to by August 31, 2022				
No, and not planning to by August 31, 2022				
No, but planning to by August 31, 2022				
Yes	No	Yes	Yes	Yes
No, but planning to by August 31, 2022				
No, but planning to by August 31, 2022				
Yes	No	Yes	Yes	No
Yes	No	No	No	Yes
No, but planning to by A	Yes	No	No	No
Yes	No	No	Yes	Yes
Yes	No	Yes	No	No
Yes	No	No	Yes	Yes
Yes	No	No	No	Yes
Yes	No	Yes	No	Yes
Yes	No	Yes	No	Yes
Yes	No	Yes	No	No
Yes	Yes	No	No	No
No, but planning to by August 31, 2022				
Yes	No	No	Yes	No
Yes	No	Yes	Yes	Yes
Yes	Yes	No	Yes	Yes
Yes	No	Yes	No	Yes
No, but planning to by August 31, 2022				
No, but planning to by August 31, 2022				
Yes	No	Yes	No	Yes
No, and not planning to	No	No	No	No
Yes	No	No	Yes	No
Yes	No	Yes	Yes	No
Yes	Yes	Yes	Yes	Yes
No, and not planning to	No	No	No	No
Yes	No	Yes	No	No
Yes	No	No	Yes	No
Yes	No	Yes	Yes	Yes
No, but planning to by August 31, 2022				
Yes	Yes	Yes	Yes	Yes
No, but planning to by A	No	No	Yes	No
Yes	No	Yes	Yes	Yes
No, and not planning to by August 31, 2022				
Yes	Yes	No	Yes	Yes
Yes	Yes	Yes	Yes	Yes
Yes	No	Yes	Yes	No
Yes	No	Yes	Yes	No
No, but planning to by August 31, 2022				
Yes	No	No	No	No
No, but planning to by A	No	Yes	Yes	Yes
No, and not planning to by August 31, 2022				
Yes	No	No	Yes	Yes
No, and not planning to by August 31, 2022				
No, but planning to by A	Yes	No	No	Yes
Yes	No	Yes	Yes	Yes
Yes	No	No	Yes	Yes
Yes	No	No	No	Yes
No, but planning to by August 31, 2022				
Yes	No	No	No	Yes
Yes	Yes	Yes	Yes	Yes
Yes	Yes	Yes	Yes	Yes

Yes	No	Yes	Yes	Yes
No, and not planning to by August 31, 2022				
Yes	No	No	Yes	No
Yes	No	No	Yes	No
No, but planning to by August 31, 2022				
Yes	No	Yes	Yes	Yes
No, but planning to by August 31, 2022				
No, but planning to by August 31, 2022				
No, but planning to by August 31, 2022				
Yes	No	No	No	Yes
Yes	No	No	Yes	No
No, but planning to by August 31, 2022			Yes	
No, but planning to by August 31, 2022				
No, and not planning to by August 31, 2022				
Yes	No	No	No	Yes
Yes	No	No	No	Yes
No, but planning to by August 31, 2022				
Yes	No	Yes	Yes	Yes
No, but planning to by A				
Yes	Yes	No	Yes	Yes
No, and not planning to by August 31, 2022				
YES	NO	NO	YES	NO
Yes	No	No	Yes	Yes
Yes	No	No	Yes	Yes
No, but planning to by August 31, 2022				
Yes	No	No	Yes	Yes
No, but planning to by August 31, 2022				
Yes	No	No	Yes	Yes
Yes	No	Yes	Yes	Yes
No, but planning to by August 31, 2022				
No, but planning to by A				
No, and not planning to by August 31, 2022				
No, but planning to by August 31, 2022				
Yes	No	Yes	No	No
No, but planning to by August 31, 2022				
Yes	No	No	No	Yes
Yes	Yes	No	Yes	Yes
Yes	No	Yes	Yes	Yes
Yes	No	No	Yes	Yes
Yes	Yes	Yes	Yes	Yes
No, but planning to by August 31, 2022				
No, but planning to by A		No	No	No
Yes	No	No	No	Yes
No, and not planning to by August 31, 2022				
Yes	Yes	Yes	Yes	Yes
No, and not planning to by August 31, 2022				
Yes	No	Yes	Yes	Yes
Yes	No	Yes	No	Yes
No, and not planning to by August 31, 2022				
Yes	No	No	Yes	Yes
Yes	No	Yes	No	Yes
No, but planning to by August 31, 2022				
Yes	No	No	Yes	Yes
Yes	No	No	Yes	Yes
Yes	No	Yes	No	No
Yes	No	Yes	Yes	Yes
Yes	Yes	Yes	Yes	Yes

Yes	No	Yes	Yes	Yes
Yes	Yes	Yes	Yes	Yes
Yes	No	No	Yes	Yes
Yes	No	No	Yes	Yes
No, but planning to by August 31, 2022				
No, and not planning to by August 31, 2022				
No, but planning to by August 31, 2022				
No, but planning to by August 31, 2022				
Yes	No	Yes	No	No
No, but planning to by August 31, 2022				
Yes	No	Yes	Yes	No
Yes	No	Yes	No	Yes
No, and not planning to by August 31, 2022				
Yes	No	No	Yes	No
Yes	No	No	Yes	Yes
Yes	Yes	No	No	Yes
No, and not planning to by August 31, 2022				
No, but planning to by August 31, 2022				
Yes	No	No	Yes	Yes
Yes	No	No	Yes	Yes

Y1R2: 3a) Admissions, discharges, and transfer (ADT) data?	Y1R2: 3b) Consolidated-Clinical Document Architecture (C-CDA) data?	Y1R2: 4) Is your organization sending data to HIETexas EDEN as referenced in the Health IT Strategic Plan	Y1R2: 5a) Hospitals?	Y1R2: 5b) Other non-hospital providers?
Yes	Yes	No, our organization is not	Yes	Yes
		No, our organization is not	No	No
Yes	Yes	No, our organization is not	No	No
No	Yes	No, our organization is not	Yes	Yes
Yes	Yes	Yes, because our organization is connected directly to HIETexas EDEN		
Yes	Yes	Yes, because our organization is connected directly to HIETexas EDEN		
Yes	Yes	No, our organization is not	Yes	Yes
		No, our organization is not	No	No
		Yes, because our organization is connected directly to HIETexas EDEN		
		No, our organization is not	No	No
		No, our organization is not	No	No
Yes	Yes	Yes, because our organization is connected directly to HIETexas EDEN		
Yes	No	Yes, because our organization is not	Yes	Yes
		No, our organization is not	No	No
No	Yes	Yes, because our organization is connected to a public HIE, and that public HIE		
Yes	Yes	No, our organization is not	No	Yes
No	No	No, our organization is not	Yes	Yes
Yes	Yes	Yes, because our organization is connected directly to HIETexas EDEN		
Yes	Yes	Yes, because our organization is connected directly to HIETexas EDEN		
		No, our organization is not	Yes	Yes
		No, our organization is not	No	No
Yes	Yes	No, our organization is not	Yes	Yes
Yes	Yes	No, our organization is not	Yes	Yes
Yes	Yes	Yes, because our organization is not	No	No
		No, our organization is not	No	No
No	Yes	Yes, because our organization is connected to a public HIE, and that public HIE		
No	Yes	Yes, because our organization is connected to a public HIE, and that public HIE		
Yes	Yes	No, our organization is not	Yes	Yes
		No, our organization is not	No	No
		No, our organization is not	Yes	Yes
		No, our organization is not	Yes	Yes
No	No	No, our organization is not	No	No
Yes	Yes	No, our organization is not	Yes	Yes
No	No	No, our organization is not	No	No
No	Yes	No, our organization is not	Yes	Yes
No	No	Yes, because our organization is connected directly to HIETexas EDEN		
Yes	Yes	Yes, because our organization is connected directly to HIETexas EDEN		
No	Yes	No, our organization is not	Yes	Yes
Yes	Yes	Yes, because our organization is connected directly to HIETexas EDEN		
Yes	No	No, our organization is not	Yes	No
Yes	Yes	No, our organization is not	Yes	Yes
		No, our organization is not	No	No
Yes	Yes	Yes, because our organization is connected directly to HIETexas EDEN		
		No, our organization is not	No	No
Yes	Yes	No, our organization is not	Yes	Yes
		No, our organization is not	No	No
Yes	Yes	Yes, because our organization is connected to a public HIE, and that public HIE		
No	Yes	No, our organization is not	Yes	Yes
Yes	Yes	No, our organization is not	Yes	Yes

		No, our organization is not	No	No
Yes	Yes	Yes, because our organization is connected directly to HIETexas EDEN		
No	Yes	No, our organization is not	Yes	Yes
Yes	Yes	No, our organization is not	Yes	Yes
No	Yes	No, our organization is not	No	Yes
no	yes	No, our organization is not sending data to HIETexas EDEN		
No	Yes	Yes, because our organization is connected to a public HIE, and that public HIE		
		No, our organization is not	Yes	Yes
		No, our organization is not	No	No
Yes	Yes	No, our organization is not	Yes	Yes
		No, our organization is not	No	No
		No, our organization is not	No	No
Yes	Yes	No, our organization is not	Yes	Yes
Yes	Yes	No, our organization is not	Yes	Yes
Yes	Yes	Yes, because our organization is connected to a public HIE, and that public HIE		
Yes	Yes	No, our organization is not	Yes	Yes
Yes	Yes	No, our organization is not	Yes	Yes
No	Yes	No, our organization is not	Yes	Yes
Yes	Yes	No, our organization is not	Yes	Yes
		No, our organization is not	No	No
Yes	Yes	No, our organization is not	Yes	Yes
Yes	Yes	No, our organization is not	Yes	Yes
No	Yes	No, our organization is not	Yes	Yes
		No, our organization is not	No	No
		No, our organization is not	No	No
		No, our organization is not	Yes	Yes
No	Yes	No, our organization is not	Yes	Yes
Yes	Yes	Yes, because our organization is connected directly to HIETexas EDEN		
Yes	Yes	No, our organization is not	Yes	Yes
No	Yes	Yes, because our organization is connected to a public HIE, and that public HIE		
		No, our organization is not	No	No
		No, our organization is not	No	No
Yes	Yes	No, our organization is not	Yes	Yes
Yes	Yes	Yes, because our organization is connected to a public HIE, and that public HIE		
Yes	Yes	Yes, because our organization is connected to a public HIE, and that public HIE		
Yes	No	Yes, because our organization is connected to a public HIE, and that public HIE	Yes	No
Yes	Yes	Yes, because our organization is connected to a public HIE, and that public HIE		
Yes	Yes	No, our organization is not	Yes	Yes
Yes	Yes	Yes, because our organization is connected directly to HIETexas EDEN		
Yes	Yes	No, our organization is not	Yes	Yes
Yes	Yes	Yes, because our organization is connected directly to HIETexas EDEN		
Yes	Yes	No, our organization is not	Yes	Yes
		No, our organization is not	No	No
Yes	Yes	No, our organization is not	Yes	Yes
		No, our organization is not	No	No
Yes	Yes	No, our organization is not	Yes	Yes
Yes	Yes	No, our organization is not	Yes	Yes
		No, our organization is not	No	No
Yes	Yes	Yes, because our organization is connected directly to HIETexas EDEN		
No	No	No, our organization is not	No	No
Yes	No	No, our organization is not	Yes	Yes
No	No	No, our organization is not	No	No
		No, our organization is not	No	No
No	Yes	No, our organization is not	Yes	Yes
Yes	Yes	No, our organization is not	Yes	Yes
Yes	Yes	No, our organization is not	Yes	No
		No, our organization is not	No	No

[illegible]

[illegible]

[illegible]

		No, our organization is not	No	No
		No, our organization is not	Yes	Yes
		No, our organization is not	No	No
		No, our organization is not	Yes	Yes
Yes	Yes	No, our organization is not	Yes	Yes
		No, our organization is not	No	No
		No, our organization is not	No	No
Yes	No	No, our organization is not	Yes	Yes
Yes	Yes	Yes, because our organization is connected directly to HIETexas EDEN		
Yes	Yes	No, our organization is not	No	No
Yes	Yes	Yes, because our organization is connected to a public HIE, and that public HIE		
Yes	Yes	No, our organization is not	Yes	Yes
Yes	Yes	No, our organization is not	Yes	Yes
Yes	Yes	No, our organization is not	Yes	Yes
Yes	Yes	Yes, because our organization	Yes	Yes
Yes	Yes	No, our organization is not	Yes	Yes
Yes	No	Yes, because our organization is connected to a public HIE, and that public HIE		
Yes	No	Yes, because our organization is connected directly to HIETexas EDEN		
		No, our organization is not	No	No
Yes	Yes	No, our organization is not	Yes	Yes
Yes	Yes	No, our organization is not	Yes	Yes
Yes	Yes	Yes, because our organization is connected directly to HIETexas EDEN		
Yes	Yes	No, our organization is not	Yes	Yes
		No, our organization is not	No	No
		No, our organization is not	No	No
Yes	Yes	No, our organization is not	Yes	Yes
No	No	Yes, because our organization	No	No
Yes	Yes	No, our organization is not	Yes	Yes
Yes	No	Yes, because our organization is connected to a public HIE, and that public HIE		
No	Yes	Yes, because our organization is connected to a public HIE, and that public HIE		
No	No	No, our organization is not	No	No
Yes	Yes	Yes, because our organization is connected to a public HIE, and that public HIE		
No	No	No, our organization is not	No	No
No	Yes	No, our organization is not	Yes	Yes
		No, our organization is not	No	No
No	Yes	Yes, because our organization is connected to a public HIE, and that public HIE		
No	Yes	No, our organization is not	Yes	Yes
No	Yes	No, our organization is not	Yes	Yes
		No, our organization is not	No	No
Yes	No	Yes, because our organization is connected directly to HIETexas EDEN		
Yes	Yes	Yes, because our organization is connected directly to HIETexas EDEN		
Yes	No	No, our organization is not	Yes	Yes
Yes	No	Yes, because our organization is connected to a public HIE, and that public HIE		
		No, our organization is not	No	No
Yes	Yes	Yes, because our organization is connected to a public HIE, and that public HIE		
Yes	Yes	No, our organization is not	No	No
		No, our organization is not	No	No
No	Yes	No, our organization is not	Yes	No
		No, our organization is not	no	no
Yes	No	No, our organization is not	Yes	Yes
Yes	Yes	Yes, because our organization is connected to a public HIE, and that public HIE		
Yes	Yes	No, our organization is not	Yes	Yes
No	Yes	No, our organization is not	No	Yes
		No, our organization is not	No	No
No	Yes	No, our organization is not	Yes	Yes
No	Yes	Yes, because our organization is connected to a public HIE, and that public HIE		
Yes	Yes	Yes, because our organization is connected directly to HIETexas EDEN		

Yes	Yes	Yes, because our organization is connected to a public HIE, and that public HIE	
		No, our organization is not	No
Yes	No	No, our organization is not	No
No	No	No, our organization is not	No
		Yes, because our organization is connected to a public HIE, and that public HIE	
Yes	Yes	Yes, because our organization is connected to a public HIE, and that public HIE	
		No, our organization is not	No
		No, our organization is not	No
		No, our organization is not	Yes
No	Yes	No, our organization is not	Yes
Yes	Yes	No, our organization is not	Yes
		No, our organization is not	Yes
		No, our organization is not	No
		No, our organization is not	No
		No, our organization is not	No
Yes	Yes	No, our organization is not	Yes
Yes	Yes	No, our organization is not	Yes
		No, our organization is not	No
Yes	Yes	No, our organization is not	No
		No, our organization is not	No
Yes	Yes	Yes, because our organization is connected to a public HIE, and that public HIE	
		No, our organization is not	No
YES	YES	No, our organization is not	YES
Yes	Yes	No, our organization is not	Yes
No	Yes	No, our organization is not	Yes
		No, our organization is not	No
No	Yes	No, our organization is not	Yes
		No, our organization is not	No
No	Yes	No, our organization is not	No
Yes	Yes	No, our organization is not	Yes
		No, our organization is not	No
		No, our organization is not	Yes
		No, our organization is not	No
Yes	No	No, our organization is not	Yes
		No, our organization is not	No
Yes	Yes	No, our organization is not	Yes
Yes	Yes	Yes, because our organization is connected directly to HIETexas EDEN	
Yes	Yes	No, our organization is not	Yes
Yes	Yes	No, our organization is not	Yes
Yes	Yes	Yes, because our organization is connected directly to HIETexas EDEN	
		No, our organization is not	Yes
Yes	Yes	Yes, because our organization is connected directly to HIETexas EDEN	
Yes	Yes	No, our organization is not	Yes
		No, our organization is not	No
Yes	Yes	Yes, because our organization is connected directly to HIETexas EDEN	
		No, our organization is not	No
Yes	Yes	No, our organization is not	Yes
Yes	Yes	No, our organization is not	Yes
		No, our organization is not	No
Yes	Yes	No, our organization is not	Yes
Yes	Yes	Yes, because our organization is connected to a public HIE, and that public HIE	
		No, our organization is not	No
Yes	Yes	No, our organization is not	Yes
Yes	Yes	No, our organization is not	Yes
Yes	Yes	Yes, because our organization is connected to a public HIE, and that public HIE	
No	Yes	No, our organization is not	Yes
Yes	Yes	Yes, because our organization is connected directly to HIETexas EDEN	

Yes	Yes	No, our organization is not	Yes	Yes
No	Yes	Yes, because our organization is connected to a public HIE, and that public HIE		
Yes	Yes	No, our organization is not	Yes	Yes
Yes	Yes	No, our organization is not	Yes	Yes
		No, our organization is not	No	No
		No, our organization is not	No	No
		No, our organization is not	No	No
		No, our organization is not	No	No
Yes	Yes	Yes, because our organization is connected to a public HIE, and that public HIE		
		Yes, because our organization is connected to a public HIE, and that public HIE		
Yes	No	No, our organization is not	Yes	Yes
Yes	Yes	No, our organization is not	Yes	Yes
		No, our organization is not	No	No
Yes	Yes	No, our organization is not	Yes	Yes
Yes	Yes	No, our organization is not	Yes	Yes
Yes	Yes	Yes, because our organization	No	No
		No, our organization is not	No	No
		No, our organization is not	No	No
Yes	Yes	No, our organization is not	Yes	Yes
Yes	Yes	No, our organization is not	Yes	Yes

Y1R2: 5c) Medicaid managed care organizations (MCOs)?	Y1R2: 6) Describe why your organization is not planning to connect to a public HIE listed in Question 1.	Y1R2: To what extent are implementation decisions influenced by CHIRP participation?	Y1R2 Data Quality Review Status
Yes		Not influenced	Accepted
No	As a Psychiatric Hospital,	Strongly influenced	Accepted
No		Somewhat influenced	Accepted
No		Not influenced	Accepted
		Not influenced	Accepted
		Not influenced	Accepted
No		Somewhat influenced	Accepted
No		Not influenced	Accepted
		Somewhat influenced	Accepted
No	We had a meeting with T	Not influenced	Accepted
No		Strongly influenced	Accepted
		Somewhat influenced	Accepted
Yes		Strongly influenced	Accepted
No		Strongly influenced	Accepted
is sending our organizatio		Not influenced	Accepted
No		Somewhat influenced	Accepted
No		Somewhat influenced	Accepted
		Not influenced	Accepted
		Not influenced	Accepted
No		Not influenced	Accepted
No		Strongly influenced	Accepted
Yes		Somewhat influenced	Accepted
No		Somewhat influenced	Accepted
No	College Station Hospital f	Somewhat influenced	Accepted
No		Somewhat influenced	Accepted
is sending our organizatio		Not influenced	Accepted
is sending our organizatio		Not influenced	Accepted
No		Somewhat influenced	Accepted
No		Not influenced	Accepted
Yes		Not influenced	Accepted
No	At this time the implemer	Not influenced	Accepted
No		Somewhat influenced	Accepted
No		Not influenced	Accepted
No	Currently working toward	Not influenced	Accepted
No		Not influenced	Accepted
		Somewhat influenced	Accepted
		Not influenced	Accepted
No		Not influenced	Accepted
		Not influenced	Accepted
No		Somewhat influenced	Accepted
No		Not influenced	Accepted
No		Somewhat influenced	Accepted
		Not influenced	Accepted
No	Transition to new Electro	Somewhat influenced	Accepted
Yes		Somewhat influenced	Accepted
No	At present, we are evalua	Somewhat influenced	Accepted
is sending our organizatio		Somewhat influenced	Accepted
Yes		Strongly influenced	Accepted
Yes		Not influenced	Accepted

No	We currently have the ca	Somewhat influenced	Accepted
		Not influenced	Accepted
No		Not influenced	Accepted
No		Somewhat influenced	Accepted
No		Not influenced	Accepted
		Not influenced	Accepted
is sending our organizatio		Not influenced	Accepted
No		Somewhat influenced	Accepted
No	We have recently signed	Not influenced	Accepted
No		Strongly influenced	Accepted
No	Cross Creek Hospital cur	Not influenced	Accepted
No	We have not been notifie	Not influenced	Accepted
No		Somewhat influenced	Accepted
No		Somewhat influenced	Accepted
is sending our organizatio		Somewhat influenced	Accepted
Yes		Somewhat influenced	Accepted
Yes		Somewhat influenced	Accepted
No		Not influenced	Accepted
Yes		Not influenced	Accepted
No	We will be implementing	Somewhat influenced	Accepted
No		Strongly influenced	Accepted
Yes		Not influenced	Accepted
No		Not influenced	Accepted
No	We had a meeting with T	Not influenced	Accepted
No		Somewhat influenced	Accepted
No		Strongly influenced	Accepted
Yes		Somewhat influenced	Accepted
		Not influenced	Accepted
No		Not influenced	Accepted
is sending our organizatio		Not influenced	Accepted
No	Connecting to HIE is conti	Somewhat influenced	Accepted
No		Somewhat influenced	Accepted
No		Not influenced	Accepted
is sending our organizatio		Not influenced	Accepted
is sending our organizatio		Not influenced	Accepted
Yes		Not influenced	Accepted
is sending our organizatio		Not influenced	Accepted
Yes		Not influenced	Accepted
		Not influenced	Accepted
No		Somewhat influenced	Accepted
		Not influenced	Accepted
Yes		Strongly influenced	Accepted
No		Somewhat influenced	Accepted
No		Somewhat influenced	Accepted
No		Not influenced	Accepted
Yes		Strongly influenced	Accepted
No		Not influenced	Accepted
No		Strongly influenced	Accepted
		Not influenced	Accepted
No		Somewhat influenced	Accepted
Yes		Not influenced	Accepted
No		Somewhat influenced	Accepted
No		Not influenced	Accepted
No		Not influenced	Accepted
No		Somewhat influenced	Accepted
No		Somewhat influenced	Accepted
No		Not influenced	Accepted

No		Not influenced	Accepted
Yes		Strongly influenced	Accepted
No		Not influenced	Accepted
No		Somewhat influenced	Accepted
		Not influenced	Accepted
No		Somewhat influenced	Accepted
No		Somewhat influenced	Accepted
No		Somewhat influenced	Accepted
is sending our organizatio		Not influenced	Accepted
is sending our organizatio		Not influenced	Accepted
		Not influenced	Accepted
Yes		Strongly influenced	Accepted
Yes	Our Cap RAC has an initia	Not influenced	Accepted
No	Stephens Memorial is pla	Somewhat influenced	Accepted
No		Not influenced	Accepted
No		Somewhat influenced	Accepted
No		Not influenced	Accepted
		Not influenced	Accepted
No		Somewhat influenced	Accepted
No	We had a meeting with T	Not influenced	Accepted
No	Our current clinical softw	Somewhat influenced	Accepted
Yes		Somewhat influenced	Accepted
Yes		Somewhat influenced	Accepted
No		Not influenced	Accepted
No		Somewhat influenced	Accepted
No		Not influenced	Accepted
No		Somewhat influenced	Accepted
No	Working with our EHR pro	Strongly influenced	Accepted
		Not influenced	Accepted
Yes		Somewhat influenced	Accepted
Yes		Strongly influenced	Accepted
No	The hospital has met with	Somewhat influenced	Accepted
No		Not influenced	Accepted
No		Not influenced	Accepted
No		Not influenced	Accepted
No		Strongly influenced	Accepted
No		Not influenced	Accepted
No		Somewhat influenced	Accepted
		Not influenced	Accepted
is sending our organizatio		Not influenced	Accepted
No	It is our understanding we	Somewhat influenced	Accepted
No		Somewhat influenced	Accepted
No	We will not participate in	Not influenced	Accepted
No		Somewhat influenced	Accepted
No		Not influenced	Accepted
No		Somewhat influenced	Accepted
Yes		Strongly influenced	Accepted
No	Connecting to HIE is conti	Somewhat influenced	Accepted
Yes		Not influenced	Accepted
No		Somewhat influenced	Accepted
No		Strongly influenced	Accepted
No		Not influenced	Accepted
No		Strongly influenced	Accepted
No		Strongly influenced	Accepted
No		Somewhat influenced	Accepted
No		Somewhat influenced	Accepted
is sending our organizatio		Not influenced	Accepted

is sending our organization		Not influenced	Accepted
		Somewhat influenced	Accepted
		Not influenced	Accepted
		Not influenced	Accepted
No	We had a meeting with T	Not influenced	Accepted
		Not influenced	Accepted
Yes		Not influenced	Accepted
No		Somewhat influenced	Accepted
No		Not influenced	Accepted
is sending our organization		Not influenced	Accepted
No		Somewhat influenced	Accepted
No	Medical City Weatherfor	Somewhat influenced	Accepted
is sending our organization		Somewhat influenced	Accepted
		Not influenced	Accepted
No		Not influenced	Accepted
No	Red River does not have E	Not influenced	Accepted
Yes		Strongly influenced	Accepted
No		Not influenced	Accepted
No		Somewhat influenced	Accepted
is sending our organization		Somewhat influenced	Accepted
No		Not influenced	Accepted
		Not influenced	Accepted
No		Somewhat influenced	Accepted
No		Not influenced	Accepted
No		Not influenced	Accepted
No		Somewhat influenced	Accepted
		Not influenced	Accepted
		Not influenced	Accepted
No		Somewhat influenced	Accepted
Yes	Our RAC has an initiative	Not influenced	Accepted
No		Strongly influenced	Accepted
		Not influenced	Accepted
No		Somewhat influenced	Accepted
No		Somewhat influenced	Accepted
No	We had a meeting with T	Not influenced	Accepted
No		Strongly influenced	Accepted
No		Not influenced	Accepted
No		Strongly influenced	Accepted
No		Somewhat influenced	Accepted
		Not influenced	Accepted
No		Somewhat influenced	Accepted
No	We are working with HIET	Somewhat influenced	Accepted
Yes		Not influenced	Accepted
No		Not influenced	Accepted
No		Not influenced	Accepted
No		Not influenced	Accepted
		Not influenced	Accepted
No		Not influenced	Accepted
Yes		Strongly influenced	Accepted
No		Somewhat influenced	Accepted
No	Our organization is planni	Somewhat influenced	Accepted
No		Somewhat influenced	Accepted
		Not influenced	Accepted
		Somewhat influenced	Accepted
No	We had a meeting with T	Not influenced	Accepted
No	This facility does not have	Not influenced	Accepted
Yes		Not influenced	Accepted

No		Somewhat influenced	Accepted
No		Not influenced	Accepted
Yes		Not influenced	Accepted
No		Strongly influenced	Accepted
		Somewhat influenced	Accepted
		Not influenced	Accepted
No		Not influenced	Accepted
No		Strongly influenced	Accepted
Yes		Somewhat influenced	Accepted
No		Somewhat influenced	Accepted
Yes		Not influenced	Accepted
Yes		Strongly influenced	Accepted
is sending our organization		Not influenced	Accepted
is sending our organization		Not influenced	Accepted
No		Not influenced	Accepted
No	Facility does not have an	Strongly influenced	Accepted
Yes		Not influenced	Accepted
No	Public HIE's have not been	Somewhat influenced	Accepted
		Not influenced	Accepted
is sending our organization		Not influenced	Accepted
No		Strongly influenced	Accepted
is sending our organization		Not influenced	Accepted
No		Somewhat influenced	Accepted
No		Not influenced	Accepted
No	We had a meeting with T	Not influenced	Accepted
No		Not influenced	Accepted
is sending our organization		Not influenced	Accepted
		Not influenced	Accepted
No		Somewhat influenced	Accepted
		Not influenced	Accepted
No	DHCHD is installing a new	Somewhat influenced	Accepted
is sending our organization		Not influenced	Accepted
No		Strongly influenced	Accepted
No		Somewhat influenced	Accepted
		Not influenced	Accepted
No		Somewhat influenced	Accepted
No	We do not have an elect	Somewhat influenced	Accepted
Yes		Strongly influenced	Accepted
Yes		Not influenced	Accepted
Yes		Strongly influenced	Accepted
is sending our organization		Not influenced	Accepted
No		Somewhat influenced	Accepted
No	Presently, the EMR utilize	Somewhat influenced	Accepted
is sending our organization		Not influenced	Accepted
is sending our organization		Not influenced	Accepted
		Not influenced	Accepted
Yes		Not influenced	Accepted
		Not influenced	Accepted
Yes		Strongly influenced	Accepted
No	Presently, the EMR utilize	Somewhat influenced	Accepted
No	This organization is not cu	Somewhat influenced	Accepted
No		Somewhat influenced	Accepted
		Not influenced	Accepted
No		Strongly influenced	Accepted
		Not influenced	Accepted
No		Not influenced	Accepted
is sending our organization		Not influenced	Accepted

No		Strongly influenced	Accepted
No		Strongly influenced	Accepted
No	It is not required or neces	Somewhat influenced	Accepted
No		Somewhat influenced	Accepted
No		Strongly influenced	Accepted
No		Strongly influenced	Accepted
No		Somewhat influenced	Accepted
Yes		Not influenced	Accepted
		Not influenced	Accepted
No		Somewhat influenced	Accepted
is sending our organizatio		Somewhat influenced	Accepted
Yes		Not influenced	Accepted
Yes		Not influenced	Accepted
Yes		Not influenced	Accepted
Yes		Not influenced	Accepted
Yes		Somewhat influenced	Accepted
is sending our organizatio		Somewhat influenced	Accepted
		Somewhat influenced	Accepted
No		Not influenced	Accepted
No		Somewhat influenced	Accepted
No		Strongly influenced	Accepted
		Not influenced	Accepted
Yes		Somewhat influenced	Accepted
No		Strongly influenced	Accepted
No		Somewhat influenced	Accepted
Yes		Somewhat influenced	Accepted
No	Our current system is hav	Somewhat influenced	Accepted
Yes		Not influenced	Accepted
is sending our organizatio		Not influenced	Accepted
is sending our organizatio		Not influenced	Accepted
No	Connecting to HIE is conti	Somewhat influenced	Accepted
is sending our organizatio		Somewhat influenced	Accepted
No		Somewhat influenced	Accepted
No		Not influenced	Accepted
No		Somewhat influenced	Accepted
is sending our organizatio		Not influenced	Accepted
No		Strongly influenced	Accepted
No		Somewhat influenced	Accepted
No	We are a small rural hosp	Not influenced	Accepted
		Not influenced	Accepted
		Not influenced	Accepted
Yes		Not influenced	Accepted
is sending our organizatio		Not influenced	Accepted
No		Strongly influenced	Accepted
is sending our organizatio		Somewhat influenced	Accepted
No		Not influenced	Accepted
No	We do not have the IT cap	Somewhat influenced	Accepted
No		Strongly influenced	Accepted
no	We were advised at the n	Somewhat influenced	Accepted
No		Not influenced	Accepted
is sending our organizatio		Somewhat influenced	Accepted
No		Somewhat influenced	Accepted
No		Not influenced	Accepted
No		Not influenced	Accepted
No		Somewhat influenced	Accepted
is sending our organizatio		Not influenced	Accepted
		Not influenced	Accepted

is sending our organizatio		Not influenced	Accepted
No	The process hs not been f	Somewhat influenced	Accepted
No		Not influenced	Accepted
No		Not influenced	Accepted
is sending our organizatio		Not influenced	Accepted
is sending our organizatio		Not influenced	Accepted
No		Not influenced	Accepted
No		Somewhat influenced	Accepted
No		Somewhat influenced	Accepted
No		Not influenced	Accepted
No		Not influenced	Accepted
No		Somewhat influenced	Accepted
No		Not influenced	Accepted
No	To our knowledge, a publ	Not influenced	Accepted
Yes		Not influenced	Accepted
Yes		Not influenced	Accepted
No		Strongly influenced	Accepted
No		Strongly influenced	Accepted
No		Not influenced	Accepted
is sending our organizatio		Somewhat influenced	Accepted
No	We had a meeting with T	Not influenced	Accepted
		Not influenced	Accepted
Yes		Strongly influenced	Accepted
No		Not influenced	Accepted
No		Strongly influenced	Accepted
No		Strongly influenced	Accepted
No		Somewhat influenced	Accepted
No		Not influenced	Accepted
No		Not influenced	Accepted
No		Strongly influenced	Accepted
No		Somewhat influenced	Accepted
Yes	Our RAC has an initiative	Not influenced	Accepted
No		Not influenced	Accepted
Yes		Strongly influenced	Accepted
No		Strongly influenced	Accepted
No		Not influenced	Accepted
		Somewhat influenced	Accepted
No		Not influenced	Accepted
No		Somewhat influenced	Accepted
		Not influenced	Accepted
No		Somewhat influenced	Accepted
		Not influenced	Accepted
Yes		Not influenced	Accepted
No	Cerner has the capability	Not influenced	Accepted
		Not influenced	Accepted
No	We do not have electronic	Not influenced	Accepted
Yes		Somewhat influenced	Accepted
Yes		Somewhat influenced	Accepted
No	We had a meeting with T	Not influenced	Accepted
No		Strongly influenced	Accepted
is sending our organizatio		Not influenced	Accepted
No		Not influenced	Accepted
No		Somewhat influenced	Accepted
No		Not influenced	Accepted
is sending our organizatio		Somewhat influenced	Accepted
No		Not influenced	Accepted
		Not influenced	Accepted

No		Not influenced	Accepted
is sending our organizatio		Not influenced	Accepted
No		Somewhat influenced	Accepted
No		Somewhat influenced	Accepted
No		Strongly influenced	Accepted
No	Discussion with HIE Texas	Strongly influenced	Accepted
No		Not influenced	Accepted
No		Not influenced	Accepted
is sending our organizatio		Not influenced	Accepted
is sending our organizatio		Not influenced	Accepted
Yes		Not influenced	Accepted
Yes		Somewhat influenced	Accepted
No	As an inpatient rehabilitat	Not influenced	Accepted
Yes		Somewhat influenced	Accepted
No		Somewhat influenced	Accepted
No		Not influenced	Accepted
No	The net benefit of implem	Not influenced	Accepted
No		Not influenced	Accepted
No		Somewhat influenced	Accepted
No		Strongly influenced	Accepted

Data includes reporting though Y1 Corrections period

Unique Measure ID	Provider ID	TPI	NPI	Hospital Name	SDA	Program Component	Measure ID	Measure Name
C1003192311_C1-126	C1003192311	311054601	1003192311	EL CAMPO M	Harris	C1 (UHRIC1-126		Healthcare Qu
C1003282039_C1-126	C1003282039	361635101	1003282039	SUN BEHAVIO	Harris	C1 (UHRIC1-126		Healthcare Qu
C1003344334_C1-126	C1003344334	380473401	1003344334	THE HOSPITAL	El Paso	C1 (UHRIC1-126		Healthcare Qu
C1003833013_C1-126	C1003833013	094151004	1003833013	ASCENSION S	Travis	C1 (UHRIC1-126		Healthcare Qu
C1003883158_C1-126	C1003883158	020967802	1003883158	TEXAS HEALTH	Tarrant	C1 (UHRIC1-126		Healthcare Qu
C1003885641_C1-126	C1003885641	094222903	1003885641	CHRISTUS SP	Nueces	C1 (UHRIC1-126		Healthcare Qu
C1013085083_C1-126	C1013085083	388635001	1013085083	BAYLOR SCOT	MRSA Centra	C1 (UHRIC1-126		Healthcare Qu
C1013941780_C1-126	C1013941780	319209801	1013941780	COVENANT S	Lubbock	C1 (UHRIC1-126		Healthcare Qu
C1013957836_C1-126	C1013957836	220351501	1013957836	WILSON N. JO	MRSA Northe	C1 (UHRIC1-126		Healthcare Qu
C1013970862_C1-126	C1013970862	176354201	1013970862	CULBERSON	MRSA West	C1 (UHRIC1-126		Healthcare Qu
C1023011657_C1-126	C1023011657	020988401	1023011657	SWEENEY COM	Harris	C1 (UHRIC1-126		Healthcare Qu
C1023013448_C1-126	C1023013448	135237906	1023013448	UNITED REGIO	MRSA West	C1 (UHRIC1-126		Healthcare Qu
C1023013935_C1-126	C1023013935	094172602	1023013935	MCCAMEY CO	MRSA West	C1 (UHRIC1-126		Healthcare Qu
C1023015120_C1-126	C1023015120	021189801	1023015120	MILLWOOD H	Tarrant	C1 (UHRIC1-126		Healthcare Qu
C1023065794_C1-126	C1023065794	112712802	1023065794	WOMAN'S HO	Harris	C1 (UHRIC1-126		Healthcare Qu
C1033118716_C1-126	C1033118716	136142011	1033118716	PLAINS MEMO	MRSA West	C1 (UHRIC1-126		Healthcare Qu
C1033120423_C1-126	C1033120423	314080801	1033120423	TEXAS HEALTH	Tarrant	C1 (UHRIC1-126		Healthcare Qu
C1033165501_C1-126	C1033165501	209345201	1033165501	METHODIST	Dallas	C1 (UHRIC1-126		Healthcare Qu
C1033568621_C1-126	C1033568621	366812101	1033568621	CHRISTUS MO	MRSA Northe	C1 (UHRIC1-126		Healthcare Qu
C1043267701_C1-126	C1043267701	020947001	1043267701	VALLEY REGIO	Hidalgo	C1 (UHRIC1-126		Healthcare Qu
C1043280951_C1-126	C1043280951	021240902	1043280951	LAUREL RIDGE	Bexar	C1 (UHRIC1-126		Healthcare Qu
C1043457583_C1-126	C1043457583	220238402	1043457583	MEMORIAL H	Harris	C1 (UHRIC1-126		Healthcare Qu
C1053317362_C1-126	C1053317362	160709501	1053317362	DOCTORS HC	Hidalgo	C1 (UHRIC1-126		Healthcare Qu
C1053963009_C1-126	C1053963009	409332001	1053963009	CHI ST. JOSEF	MRSA Centra	C1 (UHRIC1-126		Healthcare Qu
C1063411767_C1-126	C1063411767	163111101	1063411767	PARIS REGIO	MRSA Northe	C1 (UHRIC1-126		Healthcare Qu
C1063466035_C1-126	C1063466035	121807504	1063466035	HCA HOUSTON	Harris	C1 (UHRIC1-126		Healthcare Qu
C1073043592_C1-126	C1073043592	378943001	1073043592	HCA HOUSTON	Harris	C1 (UHRIC1-126		Healthcare Qu
C1073511762_C1-126	C1073511762	127262703	1073511762	BAYLOR SCOT	Tarrant	C1 (UHRIC1-126		Healthcare Qu
C1073580726_C1-126	C1073580726	127263503	1073580726	COVENANT H	Lubbock	C1 (UHRIC1-126		Healthcare Qu
C1083112023_C1-126	C1083112023	391575301	1083112023	PIPELINE EAS	Dallas	C1 (UHRIC1-126		Healthcare Qu
C1083612121_C1-126	C1083612121	020992601	1083612121	STONEWALL	MRSA West	C1 (UHRIC1-126		Healthcare Qu
C1083619712_C1-126	C1083619712	112728403	1083619712	IRAAN GENEI	MRSA West	C1 (UHRIC1-126		Healthcare Qu
C1083937593_C1-126	C1083937593	281028501	1083937593	HOUSTON M	Harris	C1 (UHRIC1-126		Healthcare Qu
C1093021719_C1-126	C1093021719	217547301	1093021719	BEHAVIORAL	Harris	C1 (UHRIC1-126		Healthcare Qu
C1093708679_C1-126	C1093708679	111829102	1093708679	ASCENSION F	MRSA Centra	C1 (UHRIC1-126		Healthcare Qu
C1093744187_C1-126	C1093744187	094148602	1093744187	MEMORIAL H	Jefferson	C1 (UHRIC1-126		Healthcare Qu
C1093783391_C1-126	C1093783391	136436606	1093783391	CHRISTUS SP	Nueces	C1 (UHRIC1-126		Healthcare Qu
C1093810327_C1-126	C1093810327	137265806	1093810327	DELL SETON	Travis	C1 (UHRIC1-126		Healthcare Qu
C1104381292_C1-126	C1104381292	414763901	1104381292	TEXAS HEALTH	Dallas	C1 (UHRIC1-126		Healthcare Qu
C1104383371_C1-126	C1104383371	401736001	1104383371	GOODALL-W	MRSA Centra	C1 (UHRIC1-126		Healthcare Qu
C1104830900_C1-126	C1104830900	119877204	1104830900	VAL VERDE R	MRSA West	C1 (UHRIC1-126		Healthcare Qu
C1104842475_C1-126	C1104842475	126667806	1104842475	W.J. MANGO	Lubbock	C1 (UHRIC1-126		Healthcare Qu
C1104845015_C1-126	C1104845015	136326908	1104845015	TEXAS HEALTH	Tarrant	C1 (UHRIC1-126		Healthcare Qu
C1114435260_C1-126	C1114435260	391576104	1114435260	CROCKETT M	MRSA Northe	C1 (UHRIC1-126		Healthcare Qu
C1114903523_C1-126	C1114903523	207311601	1114903523	BRIM HEALTH	MRSA Northe	C1 (UHRIC1-126		Healthcare Qu

C1114998911_C1-126	C1114998911	094178302	1114998911	LAKE GRANB	Tarrant	C1 (UHR)	C1-126	Healthcare Qu
C1124052162_C1-126	C1124052162	137907508	1124052162	COUNTY OF	Nueces	C1 (UHR)	C1-126	Healthcare Qu
C1124061882_C1-126	C1124061882	121808305	1124061882	JACKSON HE	MRSA Centra	C1 (UHR)	C1-126	Healthcare Qu
C1124074273_C1-126	C1124074273	094154402	1124074273	METHODIST	Bexar	C1 (UHR)	C1-126	Healthcare Qu
C1124076401_C1-126	C1124076401	130606006	1124076401	WISE HEALTH	Tarrant	C1 (UHR)	C1-126	Healthcare Qu
C1124092036_C1-126	C1124092036	112667403	1124092036	CHRISTUS GC	MRSA Northe	C1 (UHR)	C1-126	Healthcare Qu
C1124137054_C1-126	C1124137054	158980601	1124137054	ASCENSION S	Travis	C1 (UHR)	C1-126	Healthcare Qu
C1124305065_C1-126	C1124305065	314161601	1124305065	BAYLOR SCO	Dallas	C1 (UHR)	C1-126	Healthcare Qu
C1134108053_C1-126	C1134108053	189947801	1134108053	MEDICAL AR	MRSA West	C1 (UHR)	C1-126	Healthcare Qu
C1134137466_C1-126	C1134137466	110856504	1134137466	OLNEY HAMI	MRSA West	C1 (UHR)	C1-126	Healthcare Qu
C1134166192_C1-126	C1134166192	020977701	1134166192	TEXAS ORTHO	Harris	C1 (UHR)	C1-126	Healthcare Qu
C1134172406_C1-126	C1134172406	020950401	1134172406	MEDICAL CIT	Tarrant	C1 (UHR)	C1-126	Healthcare Qu
C1144274226_C1-126	C1144274226	112701102	1144274226	NAVARRO RE	Dallas	C1 (UHR)	C1-126	Healthcare Qu
C1144294893_C1-126	C1144294893	094347402	1144294893	HEALTHSOUT	Dallas	C1 (UHR)	C1-126	Healthcare Qu
C1144625153_C1-126	C1144625153	348183001	1144625153	CROSS CREEK	Travis	C1 (UHR)	C1-126	Healthcare Qu
C1144756578_C1-126	C1144756578	382091201	1144756578	ENCOMPASS	Harris	C1 (UHR)	C1-126	Healthcare Qu
C1144781501_C1-126	C1144781501	407926101	1144781501	BAYLOR SCO	Travis	C1 (UHR)	C1-126	Healthcare Qu
C1154315307_C1-126	C1154315307	135226205	1154315307	BAYLOR SCO	MRSA Centra	C1 (UHR)	C1-126	Healthcare Qu
C1154317774_C1-126	C1154317774	147918003	1154317774	GRIMES ST JO	MRSA Centra	C1 (UHR)	C1-126	Healthcare Qu
C1154324952_C1-126	C1154324952	284333604	1154324952	LIBERTY DAY	Jefferson	C1 (UHR)	C1-126	Healthcare Qu
C1154361475_C1-126	C1154361475	181706601	1154361475	ST. JOSEPH M	Harris	C1 (UHR)	C1-126	Healthcare Qu
C1154612638_C1-126	C1154612638	286326801	1154612638	ASCENSION S	Travis	C1 (UHR)	C1-126	Healthcare Qu
C1154618742_C1-126	C1154618742	292096901	1154618742	VALLEY BAPT	Hidalgo	C1 (UHR)	C1-126	Healthcare Qu
C1154782548_C1-126	C1154782548	371439601	1154782548	PALMS BEHA	Hidalgo	C1 (UHR)	C1-126	Healthcare Qu
C1154893675_C1-126	C1154893675	413256501	1154893675	SOUTH PLAIN	Lubbock	C1 (UHR)	C1-126	Healthcare Qu
C1164510673_C1-126	C1164510673	121816602	1164510673	PALESTINE R	MRSA Northe	C1 (UHR)	C1-126	Healthcare Qu
C1164526786_C1-126	C1164526786	135225404	1164526786	ASCENSION S	Travis	C1 (UHR)	C1-126	Healthcare Qu
C1164688495_C1-126	C1164688495	206083201	1164688495	KIMBLE HOSI	MRSA West	C1 (UHR)	C1-126	Healthcare Qu
C1174021695_C1-126	C1174021695	389645801	1174021695	REHABILITAT	MRSA Northe	C1 (UHR)	C1-126	Healthcare Qu
C1174522494_C1-126	C1174522494	020993401	1174522494	OMNIPOINT	Jefferson	C1 (UHR)	C1-126	Healthcare Qu
C1174526529_C1-126	C1174526529	138913209	1174526529	TITUS REGIO	MRSA Northe	C1 (UHR)	C1-126	Healthcare Qu
C1174533343_C1-126	C1174533343	130614405	1174533343	TEXAS HEALT	Tarrant	C1 (UHR)	C1-126	Healthcare Qu
C1174563779_C1-126	C1174563779	127298107	1174563779	PERMIAN RE	MRSA West	C1 (UHR)	C1-126	Healthcare Qu
C1174576698_C1-126	C1174576698	020817501	1174576698	HCA HOUSTO	Harris	C1 (UHR)	C1-126	Healthcare Qu
C1184056954_C1-126	C1184056954	339869503	1184056954	ROCK SPRING	Travis	C1 (UHR)	C1-126	Healthcare Qu
C1184132524_C1-126	C1184132524	388696201	1184132524	PITTSBURG H	MRSA Northe	C1 (UHR)	C1-126	Healthcare Qu
C1184179194_C1-126	C1184179194	376837601	1184179194	HOUSTON M	Harris	C1 (UHR)	C1-126	Healthcare Qu
C1184607897_C1-126	C1184607897	112702904	1184607897	HASKELL ME	MRSA West	C1 (UHR)	C1-126	Healthcare Qu
C1184622847_C1-126	C1184622847	127300503	1184622847	CHI ST. LUKE	Harris	C1 (UHR)	C1-126	Healthcare Qu
C1184631673_C1-126	C1184631673	136325111	1184631673	MITCHELL CC	MRSA West	C1 (UHR)	C1-126	Healthcare Qu
C1184868879_C1-126	C1184868879	210274101	1184868879	ST LUKE'S LA	Harris	C1 (UHR)	C1-126	Healthcare Qu
C1184911877_C1-126	C1184911877	294543801	1184911877	VALLEY BAPT	Hidalgo	C1 (UHR)	C1-126	Healthcare Qu
C1194743013_C1-126	C1194743013	138910807	1194743013	CHILDREN'S I	Dallas	C1 (UHR)	C1-126	Healthcare Qu
C1194753590_C1-126	C1194753590	330388501	1194753590	BAYLOR SCO	Tarrant	C1 (UHR)	C1-126	Healthcare Qu
C1194787218_C1-126	C1194787218	020844901	1194787218	CHRISTUS SA	Bexar	C1 (UHR)	C1-126	Healthcare Qu
C1194798801_C1-126	C1194798801	094352403	1194798801	ENCOMPASS	Harris	C1 (UHR)	C1-126	Healthcare Qu
C1194893263_C1-126	C1194893263	138353107	1194893263	SEYMOUR HO	MRSA West	C1 (UHR)	C1-126	Healthcare Qu
C1205018439_C1-126	C1205018439	020966001	1205018439	BAYLOR SCO	Dallas	C1 (UHR)	C1-126	Healthcare Qu
C1205164928_C1-126	C1205164928	212060201	1205164928	RICE MEDICA	MRSA Centra	C1 (UHR)	C1-126	Healthcare Qu
C1205833985_C1-126	C1205833985	112679902	1205833985	MISSION REC	Hidalgo	C1 (UHR)	C1-126	Healthcare Qu
C1205900370_C1-126	C1205900370	133355104	1205900370	HARRIS COU	Harris	C1 (UHR)	C1-126	Healthcare Qu
C1205999232_C1-126	C1205999232	184076101	1205999232	HICKORY TRA	Dallas	C1 (UHR)	C1-126	Healthcare Qu
C1215296884_C1-126	C1215296884	316296801	1215296884	TEXAS HEALT	Tarrant	C1 (UHR)	C1-126	Healthcare Qu
C1215354899_C1-126	C1215354899	344854001	1215354899	WESTPARK S	Harris	C1 (UHR)	C1-126	Healthcare Qu
C1215969787_C1-126	C1215969787	133245406	1215969787	THE HOSPITA	El Paso	C1 (UHR)	C1-126	Healthcare Qu
C1225038938_C1-126	C1225038938	130089906	1225038938	BALLINGER N	MRSA West	C1 (UHR)	C1-126	Healthcare Qu
C1225146400_C1-126	C1225146400	133258705	1225146400	COVENANT H	Lubbock	C1 (UHR)	C1-126	Healthcare Qu

C1225289499_C1-126	C1225289499	281514401	1225289499	GRACE SURG	Lubbock	C1 (UHR)	C1-126	Healthcare Qu
C1235685892_C1-126	C1235685892	376537203	1235685892	FREESTONE M	MRSA Centra	C1 (UHR)	C1-126	Healthcare Qu
C1245237593_C1-126	C1245237593	112704504	1245237593	OCHILTREE G	MRSA West	C1 (UHR)	C1-126	Healthcare Qu
C1245344472_C1-126	C1245344472	021196301	1245344472	NORTH TEXA	MRSA West	C1 (UHR)	C1-126	Healthcare Qu
C1245422567_C1-126	C1245422567	209190201	1245422567	ENCOMPASS	Travis	C1 (UHR)	C1-126	Healthcare Qu
C1245878990_C1-126	C1245878990	412747401	1245878990	HUNTSVILLE	Jefferson	C1 (UHR)	C1-126	Healthcare Qu
C1255325817_C1-126	C1255325817	136143806	1255325817	MIDLAND MI	MRSA West	C1 (UHR)	C1-126	Healthcare Qu
C1255384533_C1-126	C1255384533	094192402	1255384533	MEDICAL CIT	Tarrant	C1 (UHR)	C1-126	Healthcare Qu
C1255708715_C1-126	C1255708715	358963201	1255708715	OUR CHILDRI	Dallas	C1 (UHR)	C1-126	Healthcare Qu
C1265430177_C1-126	C1265430177	135223905	1265430177	BAYLOR SCO	Dallas	C1 (UHR)	C1-126	Healthcare Qu
C1265568638_C1-126	C1265568638	190123303	1265568638	BAYLOR SCO	Travis	C1 (UHR)	C1-126	Healthcare Qu
C1265772362_C1-126	C1265772362	326725404	1265772362	BAYLOR SCO	MRSA Centra	C1 (UHR)	C1-126	Healthcare Qu
C1275580938_C1-126	C1275580938	094187402	1275580938	HCA HOUSTO	Harris	C1 (UHR)	C1-126	Healthcare Qu
C1275581852_C1-126	C1275581852	133244705	1275581852	ROLLING PLA	MRSA West	C1 (UHR)	C1-126	Healthcare Qu
C1275592131_C1-126	C1275592131	126679303	1275592131	METHODIST	Dallas	C1 (UHR)	C1-126	Healthcare Qu
C1275813610_C1-126	C1275813610	301006801	1275813610	ENCOMPASS	Harris	C1 (UHR)	C1-126	Healthcare Qu
C1275956807_C1-126	C1275956807	345305201	1275956807	GEORGETOW	Travis	C1 (UHR)	C1-126	Healthcare Qu
C1285065623_C1-126	C1285065623	337991901	1285065623	STEPHENS M	MRSA West	C1 (UHR)	C1-126	Healthcare Qu
C1285191452_C1-126	C1285191452	405102101	1285191452	SCENIC MOU	MRSA West	C1 (UHR)	C1-126	Healthcare Qu
C1285258640_C1-126	C1285258640	415930301	1285258640	WELLBRIDGE	Tarrant	C1 (UHR)	C1-126	Healthcare Qu
C1285798918_C1-126	C1285798918	175287501	1285798918	UT SOUTHW	Dallas	C1 (UHR)	C1-126	Healthcare Qu
C1295736734_C1-126	C1295736734	020976902	1295736734	CHRISTUS ST	MRSA Northe	C1 (UHR)	C1-126	Healthcare Qu
C1295739258_C1-126	C1295739258	121799406	1295739258	RANKIN COU	MRSA West	C1 (UHR)	C1-126	Healthcare Qu
C1295764553_C1-126	C1295764553	179272301	1295764553	SCHLEICHER	MRSA West	C1 (UHR)	C1-126	Healthcare Qu
C1295781227_C1-126	C1295781227	148698701	1295781227	WINNIE CON	Jefferson	C1 (UHR)	C1-126	Healthcare Qu
C1295788735_C1-126	C1295788735	146021401	1295788735	MEMORIAL H	Harris	C1 (UHR)	C1-126	Healthcare Qu
C1295843787_C1-126	C1295843787	192751901	1295843787	MEMORIAL H	Harris	C1 (UHR)	C1-126	Healthcare Qu
C1306268321_C1-126	C1306268321	342897103	1306268321	HOUSTON M	Harris	C1 (UHR)	C1-126	Healthcare Qu
C1306897277_C1-126	C1306897277	111905902	1306897277	MEDICAL CIT	Tarrant	C1 (UHR)	C1-126	Healthcare Qu
C1316197767_C1-126	C1316197767	199602701	1316197767	CRANE COUN	MRSA West	C1 (UHR)	C1-126	Healthcare Qu
C1316911068_C1-126	C1316911068	184505902	1316911068	CHRISTUS TR	MRSA Northe	C1 (UHR)	C1-126	Healthcare Qu
C1316931835_C1-126	C1316931835	112707808	1316931835	WILBARGER	MRSA West	C1 (UHR)	C1-126	Healthcare Qu
C1316933609_C1-126	C1316933609	174662001	1316933609	TEXAS HEALT	Dallas	C1 (UHR)	C1-126	Healthcare Qu
C1316936990_C1-126	C1316936990	138951211	1316936990	UNIVERSITY	El Paso	C1 (UHR)	C1-126	Healthcare Qu
C1326015595_C1-126	C1326015595	112742503	1326015595	CLARITY CHIL	Bexar	C1 (UHR)	C1-126	Healthcare Qu
C1326025701_C1-126	C1326025701	091770005	1326025701	CONCHO CO	MRSA West	C1 (UHR)	C1-126	Healthcare Qu
C1326037607_C1-126	C1326037607	121792903	1326037607	HAMILTON G	MRSA Centra	C1 (UHR)	C1-126	Healthcare Qu
C1326052226_C1-126	C1326052226	021194801	1326052226	AUSTIN STAT	Travis	C1 (UHR)	C1-126	Healthcare Qu
C1326079534_C1-126	C1326079534	133250406	1326079534	CHILDRESS R	MRSA West	C1 (UHR)	C1-126	Healthcare Qu
C1326134255_C1-126	C1326134255	217884004	1326134255	DIMMIT REG	MRSA West	C1 (UHR)	C1-126	Healthcare Qu
C1326349986_C1-126	C1326349986	220798701	1326349986	MID COAST M	MRSA Centra	C1 (UHR)	C1-126	Healthcare Qu
C1326546797_C1-126	C1326546797	387377001	1326546797	HENDERSON	MRSA Northe	C1 (UHR)	C1-126	Healthcare Qu
C1336172105_C1-126	C1336172105	112677302	1336172105	TEXAS HEALT	Tarrant	C1 (UHR)	C1-126	Healthcare Qu
C1346544616_C1-126	C1346544616	281406304	1346544616	COMANCHE	MRSA Centra	C1 (UHR)	C1-126	Healthcare Qu
C1346724879_C1-126	C1346724879	400811201	1346724879	RIO VISTA BE	El Paso	C1 (UHR)	C1-126	Healthcare Qu
C1346729159_C1-126	C1346729159	395486901	1346729159	BAYLOR SCO	Travis	C1 (UHR)	C1-126	Healthcare Qu
C1356312243_C1-126	C1356312243	094224503	1356312243	BIG BEND RE	MRSA West	C1 (UHR)	C1-126	Healthcare Qu
C1356418974_C1-126	C1356418974	088189803	1356418974	THROCKMOF	MRSA West	C1 (UHR)	C1-126	Healthcare Qu
C1356446686_C1-126	C1356446686	094153604	1356446686	ASCENSION S	Travis	C1 (UHR)	C1-126	Healthcare Qu
C1356960132_C1-126	C1356960132	Pending 1	1356960132	TEXAS HEALT	Tarrant	C1 (UHR)	C1-126	Healthcare Qu
C1366871600_C1-126	C1366871600	337018101	1366871600	ENCOMPASS	Dallas	C1 (UHR)	C1-126	Healthcare Qu
C1366880627_C1-126	C1366880627	339487601	1366880627	MESA SPRING	Tarrant	C1 (UHR)	C1-126	Healthcare Qu
C1376071530_C1-126	C1376071530	379200401	1376071530	METHODIST	Bexar	C1 (UHR)	C1-126	Healthcare Qu
C1376662296_C1-126	C1376662296	192622201	1376662296	CEDAR PARK	Travis	C1 (UHR)	C1-126	Healthcare Qu
C1376829812_C1-126	C1376829812	315341301	1376829812	ENCOMPASS	Harris	C1 (UHR)	C1-126	Healthcare Qu
C1386652527_C1-126	C1386652527	094221102	1386652527	CORNERSTOI	Hidalgo	C1 (UHR)	C1-126	Healthcare Qu
C1386779304_C1-126	C1386779304	191968002	1386779304	EL PASO BEH	El Paso	C1 (UHR)	C1-126	Healthcare Qu

C1386902138_C1-126	C1386902138	308032701	1386902138	PAMPA REGIONAL	MRSA West	C1 (UHR)	C1-126	Healthcare Quality
C1396138970_C1-126	C1396138970	353712801	1396138970	BAYLOR SCOTT	Travis	C1 (UHR)	C1-126	Healthcare Quality
C1396184180_C1-126	C1396184180	336658501	1396184180	BEHAVIORAL	MRSA West	C1 (UHR)	C1-126	Healthcare Quality
C1396731105_C1-126	C1396731105	094186602	1396731105	DOCTORS HEALTH	Hidalgo	C1 (UHR)	C1-126	Healthcare Quality
C1396746129_C1-126	C1396746129	139172412	1396746129	MEMORIAL HOSPITAL	MRSA North	C1 (UHR)	C1-126	Healthcare Quality
C1396748471_C1-126	C1396748471	121787905	1396748471	PARKVIEW HOSPITAL	MRSA West	C1 (UHR)	C1-126	Healthcare Quality
C1396778064_C1-126	C1396778064	131036903	1396778064	TEXAS HEALTH	Tarrant	C1 (UHR)	C1-126	Healthcare Quality
C1396779948_C1-126	C1396779948	020908201	1396779948	TEXAS HEALTH	Dallas	C1 (UHR)	C1-126	Healthcare Quality
C1407121189_C1-126	C1407121189	316360201	1407121189	COLEMAN COUNTY	MRSA West	C1 (UHR)	C1-126	Healthcare Quality
C1407169196_C1-126	C1407169196	282322101	1407169196	TEXAS HEALTH	Tarrant	C1 (UHR)	C1-126	Healthcare Quality
C1407191984_C1-126	C1407191984	322879301	1407191984	BSA HOSPITAL	Lubbock	C1 (UHR)	C1-126	Healthcare Quality
C1407364847_C1-126	C1407364847	388347201	1407364847	TYLER REGIONAL	MRSA North	C1 (UHR)	C1-126	Healthcare Quality
C1407862170_C1-126	C1407862170	127320302	1407862170	KERRVILLE ST	MRSA West	C1 (UHR)	C1-126	Healthcare Quality
C1407990088_C1-126	C1407990088	281219001	1407990088	ST. LUKE'S PA	Harris	C1 (UHR)	C1-126	Healthcare Quality
C1417465824_C1-126	C1417465824	387515501	1417465824	ATHENS HOSPITAL	MRSA North	C1 (UHR)	C1-126	Healthcare Quality
C1417471467_C1-126	C1417471467	385345901	1417471467	MEDICAL CITY	Tarrant	C1 (UHR)	C1-126	Healthcare Quality
C1417941295_C1-126	C1417941295	127278304	1417941295	UNIVERSITY OF	MRSA North	C1 (UHR)	C1-126	Healthcare Quality
C1417980202_C1-126	C1417980202	120726804	1417980202	TEXAS HEALTH	Tarrant	C1 (UHR)	C1-126	Healthcare Quality
C1427048453_C1-126	C1427048453	212140201	1427048453	MEDINA REGIONAL	Bexar	C1 (UHR)	C1-126	Healthcare Quality
C1427048743_C1-126	C1427048743	210433301	1427048743	RED RIVER HOSPITAL	MRSA West	C1 (UHR)	C1-126	Healthcare Quality
C1427374222_C1-126	C1427374222	288662403	1427374222	ENCOMPASS	Tarrant	C1 (UHR)	C1-126	Healthcare Quality
C1427472463_C1-126	C1427472463	343723801	1427472463	RESOLUTE HOSPITAL	Bexar	C1 (UHR)	C1-126	Healthcare Quality
C1437102639_C1-126	C1437102639	112698903	1437102639	MEDICAL CITY	Dallas	C1 (UHR)	C1-126	Healthcare Quality
C1437148020_C1-126	C1437148020	138911619	1437148020	CUERO REGIONAL	MRSA Central	C1 (UHR)	C1-126	Healthcare Quality
C1437171568_C1-126	C1437171568	127319504	1437171568	COVENANT CENTER	Lubbock	C1 (UHR)	C1-126	Healthcare Quality
C1447228747_C1-126	C1447228747	020811801	1447228747	CHRISTUS SP	Nueces	C1 (UHR)	C1-126	Healthcare Quality
C1447250253_C1-126	C1447250253	139485012	1447250253	BAYLOR UNIVERSITY	Dallas	C1 (UHR)	C1-126	Healthcare Quality
C1447259627_C1-126	C1447259627	136381405	1447259627	TYLER COUNTY	Jefferson	C1 (UHR)	C1-126	Healthcare Quality
C1447355771_C1-126	C1447355771	186599001	1447355771	DELL CHILDREN'S	Travis	C1 (UHR)	C1-126	Healthcare Quality
C1447574819_C1-126	C1447574819	112688004	1447574819	FRIIO REGIONAL	MRSA West	C1 (UHR)	C1-126	Healthcare Quality
C1447883301_C1-126	C1447883301	415580601	1447883301	CHRISTUS SANTA	Travis	C1 (UHR)	C1-126	Healthcare Quality
C1457382798_C1-126	C1457382798	094140302	1457382798	TEXAS HEALTH	Dallas	C1 (UHR)	C1-126	Healthcare Quality
C1457393571_C1-126	C1457393571	364187001	1457393571	ANSON HOSPITAL	MRSA West	C1 (UHR)	C1-126	Healthcare Quality
C1457791105_C1-126	C1457791105	333289201	1457791105	DALLAS BEHAVIORAL	Dallas	C1 (UHR)	C1-126	Healthcare Quality
C1467442418_C1-126	C1467442418	137245009	1467442418	NORTHWEST	Lubbock	C1 (UHR)	C1-126	Healthcare Quality
C1467453902_C1-126	C1467453902	094353202	1467453902	CHRISTUS ST	MRSA North	C1 (UHR)	C1-126	Healthcare Quality
C1477061885_C1-126	C1477061885	388701003	1477061885	QUITMAN HOSPITAL	MRSA North	C1 (UHR)	C1-126	Healthcare Quality
C1477516466_C1-126	C1477516466	137249208	1477516466	BAYLOR SCOTT	MRSA Central	C1 (UHR)	C1-126	Healthcare Quality
C1477594299_C1-126	C1477594299	126840107	1477594299	COLLINGSWOOD	MRSA West	C1 (UHR)	C1-126	Healthcare Quality
C1477643690_C1-126	C1477643690	139135109	1477643690	TEXAS CHILDREN'S	Harris	C1 (UHR)	C1-126	Healthcare Quality
C1477669208_C1-126	C1477669208	021195501	1477669208	NORTH TEXAS	MRSA West	C1 (UHR)	C1-126	Healthcare Quality
C1477731156_C1-126	C1477731156	209804801	1477731156	ENCOMPASS	Harris	C1 (UHR)	C1-126	Healthcare Quality
C1477857332_C1-126	C1477857332	083290905	1477857332	BELLVILLE ST	Harris	C1 (UHR)	C1-126	Healthcare Quality
C1487271375_C1-126	C1487271375	Pending 2	1487271375	METHODIST	Dallas	C1 (UHR)	C1-126	Healthcare Quality
C1487607792_C1-126	C1487607792	094164302	1487607792	WOODLAND	MRSA North	C1 (UHR)	C1-126	Healthcare Quality
C1487639175_C1-126	C1487639175	121053605	1487639175	KNOX COUNTY	MRSA West	C1 (UHR)	C1-126	Healthcare Quality
C1497708929_C1-126	C1497708929	111915801	1497708929	PARKVIEW REGIONAL	MRSA Central	C1 (UHR)	C1-126	Healthcare Quality
C1497726343_C1-126	C1497726343	136430906	1497726343	HILL COUNTY	MRSA Central	C1 (UHR)	C1-126	Healthcare Quality
C1497871628_C1-126	C1497871628	094219503	1497871628	HOUSTON METHODIST	Harris	C1 (UHR)	C1-126	Healthcare Quality
C1508810573_C1-126	C1508810573	020973601	1508810573	CORPUS CHRISTI	Nueces	C1 (UHR)	C1-126	Healthcare Quality
C1508899204_C1-126	C1508899204	127304703	1508899204	TEXAS HEALTH	Tarrant	C1 (UHR)	C1-126	Healthcare Quality
C1518253194_C1-126	C1518253194	316076401	1518253194	SWISHER METHODIST	Lubbock	C1 (UHR)	C1-126	Healthcare Quality
C1518287721_C1-126	C1518287721	219907701	1518287721	ENCOMPASS	Harris	C1 (UHR)	C1-126	Healthcare Quality
C1518911833_C1-126	C1518911833	094105602	1518911833	MEDICAL CITY	Tarrant	C1 (UHR)	C1-126	Healthcare Quality
C1518937218_C1-126	C1518937218	112745802	1518937218	RIVER CREST	MRSA West	C1 (UHR)	C1-126	Healthcare Quality
C1528026267_C1-126	C1528026267	110839103	1528026267	LONGVIEW REGIONAL	MRSA North	C1 (UHR)	C1-126	Healthcare Quality
C1528027786_C1-126	C1528027786	135032405	1528027786	METHODIST	Dallas	C1 (UHR)	C1-126	Healthcare Quality

C1528064649_C1-126	C1528064649	138644310	1528064649	HENDRICK M MRSA West	C1 (UHR)	C1-126	Healthcare Qu
C1538150370_C1-126	C1538150370	121193005	1538150370	SHAMROCK C MRSA West	C1 (UHR)	C1-126	Healthcare Qu
C1538264866_C1-126	C1538264866	094382101	1538264866	ASCENSION S Travis	C1 (UHR)	C1-126	Healthcare Qu
C1538522412_C1-126	C1538522412	369162801	1538522412	THE HOSPITA El Paso	C1 (UHR)	C1-126	Healthcare Qu
C1538667035_C1-126	C1538667035	387663301	1538667035	CARTHAGE H MRSA North	C1 (UHR)	C1-126	Healthcare Qu
C1548226988_C1-126	C1548226988	094092602	1548226988	UNIVERSITY C Harris	C1 (UHR)	C1-126	Healthcare Qu
C1548232044_C1-126	C1548232044	162033801	1548232044	LAREDO MED Hidalgo	C1 (UHR)	C1-126	Healthcare Qu
C1548233265_C1-126	C1548233265	021168201	1548233265	ENCOMPASS Bexar	C1 (UHR)	C1-126	Healthcare Qu
C1548286172_C1-126	C1548286172	132812205	1548286172	DRISCOLL CH Nueces	C1 (UHR)	C1-126	Healthcare Qu
C1548291883_C1-126	C1548291883	020982701	1548291883	TEXAS HEALT Dallas	C1 (UHR)	C1-126	Healthcare Qu
C1548387418_C1-126	C1548387418	137949705	1548387418	HOUSTON M Harris	C1 (UHR)	C1-126	Healthcare Qu
C1548546088_C1-126	C1548546088	309446801	1548546088	ENCOMPASS Travis	C1 (UHR)	C1-126	Healthcare Qu
C1558349399_C1-126	C1558349399	322916301	1558349399	HEART OF TE MRSA West	C1 (UHR)	C1-126	Healthcare Qu
C1558354241_C1-126	C1558354241	109588703	1558354241	HEMPHILL C MRSA West	C1 (UHR)	C1-126	Healthcare Qu
C1558659714_C1-126	C1558659714	291854201	1558659714	EL PASO CHIE El Paso	C1 (UHR)	C1-126	Healthcare Qu
C1568454403_C1-126	C1568454403	133544006	1568454403	HEREFORD R Lubbock	C1 (UHR)	C1-126	Healthcare Qu
C1578547345_C1-126	C1578547345	130734007	1578547345	MEMORIAL M MRSA North	C1 (UHR)	C1-126	Healthcare Qu
C1578588463_C1-126	C1578588463	136330112	1578588463	COGDELL ME MRSA West	C1 (UHR)	C1-126	Healthcare Qu
C1578780870_C1-126	C1578780870	194106401	1578780870	ASCENSION S Travis	C1 (UHR)	C1-126	Healthcare Qu
C1578809505_C1-126	C1578809505	333086201	1578809505	AUSTIN OAKS Travis	C1 (UHR)	C1-126	Healthcare Qu
C1598744856_C1-126	C1598744856	159156201	1598744856	BAPTIST MED Bexar	C1 (UHR)	C1-126	Healthcare Qu
C1598746703_C1-126	C1598746703	112692202	1598746703	FISHER COUN MRSA West	C1 (UHR)	C1-126	Healthcare Qu
C1598749707_C1-126	C1598749707	112706003	1598749707	CHRISTUS SO Jefferson	C1 (UHR)	C1-126	Healthcare Qu
C1598750721_C1-126	C1598750721	131038504	1598750721	HUNT REGIO Dallas	C1 (UHR)	C1-126	Healthcare Qu
C1598764359_C1-126	C1598764359	121829905	1598764359	WEST OAKS H Harris	C1 (UHR)	C1-126	Healthcare Qu
C1609275585_C1-126	C1609275585	349366001	1609275585	HCA HOUSTO Harris	C1 (UHR)	C1-126	Healthcare Qu
C1609855139_C1-126	C1609855139	151691601	1609855139	BAYLOR SCO Dallas	C1 (UHR)	C1-126	Healthcare Qu
C1619115383_C1-126	C1619115383	208013701	1619115383	ASCENSION S Travis	C1 (UHR)	C1-126	Healthcare Qu
C1619368339_C1-126	C1619368339	350190001	1619368339	MULESHOE A MRSA West	C1 (UHR)	C1-126	Healthcare Qu
C1619924719_C1-126	C1619924719	112716902	1619924719	RIO GRANDE Hidalgo	C1 (UHR)	C1-126	Healthcare Qu
C1629021845_C1-126	C1629021845	094216103	1629021845	NORTH AUST Travis	C1 (UHR)	C1-126	Healthcare Qu
C1629064928_C1-126	C1629064928	171461001	1629064928	TEXAS HEALT Tarrant	C1 (UHR)	C1-126	Healthcare Qu
C1629089966_C1-126	C1629089966	094119702	1629089966	ADVENTHEA MRSA Centra	C1 (UHR)	C1-126	Healthcare Qu
C1629138029_C1-126	C1629138029	193399601	1629138029	TEXAS HEALT Dallas	C1 (UHR)	C1-126	Healthcare Qu
C1639176456_C1-126	C1639176456	130826407	1639176456	COON MEMO MRSA West	C1 (UHR)	C1-126	Healthcare Qu
C1649223645_C1-126	C1649223645	020957901	1649223645	ROUND ROCI Travis	C1 (UHR)	C1-126	Healthcare Qu
C1649243353_C1-126	C1649243353	021175701	1649243353	ENCOMPASS MRSA North	C1 (UHR)	C1-126	Healthcare Qu
C1649273434_C1-126	C1649273434	171848805	1649273434	BAYLOR SCO Dallas	C1 (UHR)	C1-126	Healthcare Qu
C1659308948_C1-126	C1659308948	127301306	1659308948	MOTHER FRA MRSA North	C1 (UHR)	C1-126	Healthcare Qu
C1659323772_C1-126	C1659323772	094193202	1659323772	MEDICAL CIT Tarrant	C1 (UHR)	C1-126	Healthcare Qu
C1659352987_C1-126	C1659352987	162965101	1659352987	USMD HOSPI Tarrant	C1 (UHR)	C1-126	Healthcare Qu
C1659362630_C1-126	C1659362630	176692501	1659362630	ST. MARK'S N Travis	C1 (UHR)	C1-126	Healthcare Qu
C1659525236_C1-126	C1659525236	204254101	1659525236	METHODIST Bexar	C1 (UHR)	C1-126	Healthcare Qu
C1659539567_C1-126	C1659539567	313188001	1659539567	ENCOMPASS MRSA West	C1 (UHR)	C1-126	Healthcare Qu
C1659559573_C1-126	C1659559573	298019501	1659559573	ST LUKES SUO Harris	C1 (UHR)	C1-126	Healthcare Qu
C1669472387_C1-126	C1669472387	135036506	1669472387	BAYLOR SCO Tarrant	C1 (UHR)	C1-126	Healthcare Qu
C1669752234_C1-126	C1669752234	309798201	1669752234	BAPTIST NEIC Bexar	C1 (UHR)	C1-126	Healthcare Qu
C1679526982_C1-126	C1679526982	420957901	1679526982	BROWNWOC MRSA West	C1 (UHR)	C1-126	Healthcare Qu
C1679528889_C1-126	C1679528889	112717702	1679528889	ST. DAVID'S S Travis	C1 (UHR)	C1-126	Healthcare Qu
C1679557888_C1-126	C1679557888	138296208	1679557888	CHRISTUS SO Jefferson	C1 (UHR)	C1-126	Healthcare Qu
C1679560866_C1-126	C1679560866	136145310	1679560866	MARTIN COL MRSA West	C1 (UHR)	C1-126	Healthcare Qu
C1679578439_C1-126	C1679578439	094108002	1679578439	MOTHER FRA MRSA North	C1 (UHR)	C1-126	Healthcare Qu
C1679678767_C1-126	C1679678767	130959304	1679678767	MATAGORDA Harris	C1 (UHR)	C1-126	Healthcare Qu
C1679903967_C1-126	C1679903967	348928801	1679903967	BAYLOR SCO Tarrant	C1 (UHR)	C1-126	Healthcare Qu
C1689098790_C1-126	C1689098790	348990801	1689098790	HOUSTON BE Harris	C1 (UHR)	C1-126	Healthcare Qu
C1689628984_C1-126	C1689628984	020943901	1689628984	MEDICAL CIT Dallas	C1 (UHR)	C1-126	Healthcare Qu
C1689629941_C1-126	C1689629941	186221101	1689629941	METHODIST Tarrant	C1 (UHR)	C1-126	Healthcare Qu

C1689630865_C1-126	C1689630865	137909111	1689630865	MEMORIAL N Nueces	C1 (UHR)	C1-126	Healthcare Qu
C1689641680_C1-126	C1689641680	121775403	1689641680	CHRISTUS SP Nueces	C1 (UHR)	C1-126	Healthcare Qu
C1689648339_C1-126	C1689648339	094349003	1689648339	ENCOMPASS MRSA West	C1 (UHR)	C1-126	Healthcare Qu
C1689650616_C1-126	C1689650616	112697102	1689650616	MEMORIAL F Jefferson	C1 (UHR)	C1-126	Healthcare Qu
C1689650921_C1-126	C1689650921	137074409	1689650921	EASTLAND M MRSA West	C1 (UHR)	C1-126	Healthcare Qu
C1689655912_C1-126	C1689655912	127310404	1689655912	NOCONA GEI MRSA Northe	C1 (UHR)	C1-126	Healthcare Qu
C1689692402_C1-126	C1689692402	021215104	1689692402	CEDAR CREST MRSA Centra	C1 (UHR)	C1-126	Healthcare Qu
C1699726406_C1-126	C1699726406	127311205	1699726406	MEDICAL CIT Dallas	C1 (UHR)	C1-126	Healthcare Qu
C1699749341_C1-126	C1699749341	199329702	1699749341	ENCOMPASS Tarrant	C1 (UHR)	C1-126	Healthcare Qu
C1699770149_C1-126	C1699770149	120745806	1699770149	MUENSTER M MRSA Northe	C1 (UHR)	C1-126	Healthcare Qu
C1699772541_C1-126	C1699772541	136412710	1699772541	OTTO KAISER Nueces	C1 (UHR)	C1-126	Healthcare Qu
C1700801909_C1-126	C1700801909	130601104	1700801909	THE HOSPITA El Paso	C1 (UHR)	C1-126	Healthcare Qu
C1700805678_C1-126	C1700805678	121822403	1700805678	ENNIS REGIO Dallas	C1 (UHR)	C1-126	Healthcare Qu
C1700826575_C1-126	C1700826575	216719901	1700826575	GLEN ROSE N MRSA Centra	C1 (UHR)	C1-126	Healthcare Qu
C1700854288_C1-126	C1700854288	127313803	1700854288	LAMB HEALT Lubbock	C1 (UHR)	C1-126	Healthcare Qu
C1700883196_C1-126	C1700883196	127303903	1700883196	OAKBEND MI Harris	C1 (UHR)	C1-126	Healthcare Qu
C1700885076_C1-126	C1700885076	130605205	1700885076	NACOGDOCH MRSA Northe	C1 (UHR)	C1-126	Healthcare Qu
C1700991700_C1-126	C1700991700	094129604	1700991700	MOORE COU MRSA West	C1 (UHR)	C1-126	Healthcare Qu
C1710314141_C1-126	C1710314141	339153401	1710314141	ST. LUKES HC Harris	C1 (UHR)	C1-126	Healthcare Qu
C1710985098_C1-126	C1710985098	337433201	1710985098	TIRR MEMOF Harris	C1 (UHR)	C1-126	Healthcare Qu
C1720033947_C1-126	C1720033947	094160103	1720033947	HEART HOSP Travis	C1 (UHR)	C1-126	Healthcare Qu
C1720088123_C1-126	C1720088123	138411709	1720088123	GUADALUPE Bexar	C1 (UHR)	C1-126	Healthcare Qu
C1720094550_C1-126	C1720094550	112751605	1720094550	EL PASO PSYC El Paso	C1 (UHR)	C1-126	Healthcare Qu
C1720096019_C1-126	C1720096019	136331910	1720096019	WARD MEMO MRSA West	C1 (UHR)	C1-126	Healthcare Qu
C1720279342_C1-126	C1720279342	199238002	1720279342	ENCOMPASS Dallas	C1 (UHR)	C1-126	Healthcare Qu
C1720480627_C1-126	C1720480627	354178101	1720480627	CHILDREN'S I Dallas	C1 (UHR)	C1-126	Healthcare Qu
C1730132234_C1-126	C1730132234	020834001	1730132234	MEMORIAL F Harris	C1 (UHR)	C1-126	Healthcare Qu
C1730187568_C1-126	C1730187568	021203701	1730187568	TEXAS CYPRE Harris	C1 (UHR)	C1-126	Healthcare Qu
C1730697350_C1-126	C1730697350	387381201	1730697350	JACKSONVILL MRSA Northe	C1 (UHR)	C1-126	Healthcare Qu
C1740233782_C1-126	C1740233782	020934801	1740233782	MEMORIAL F Harris	C1 (UHR)	C1-126	Healthcare Qu
C1740238641_C1-126	C1740238641	135033210	1740238641	COLUMBUS C MRSA Centra	C1 (UHR)	C1-126	Healthcare Qu
C1740273994_C1-126	C1740273994	135235306	1740273994	MEDICAL CEI MRSA West	C1 (UHR)	C1-126	Healthcare Qu
C1740288505_C1-126	C1740288505	121782009	1740288505	UVALDE MEM MRSA West	C1 (UHR)	C1-126	Healthcare Qu
C1740450121_C1-126	C1740450121	193867201	1740450121	HOUSTON NO Harris	C1 (UHR)	C1-126	Healthcare Qu
C1740791748_C1-126	C1740791748	391264401	1740791748	WOODLAND Harris	C1 (UHR)	C1-126	Healthcare Qu
C1750377289_C1-126	C1750377289	112725003	1750377289	BURLESON S MRSA Centra	C1 (UHR)	C1-126	Healthcare Qu
C1750392916_C1-126	C1750392916	149073203	1750392916	ADVENTHEAI MRSA Centra	C1 (UHR)	C1-126	Healthcare Qu
C1750499273_C1-126	C1750499273	158977201	1750499273	ASCENSION S Travis	C1 (UHR)	C1-126	Healthcare Qu
C1750620456_C1-126	C1750620456	333366801	1750620456	OCEANS BEH MRSA West	C1 (UHR)	C1-126	Healthcare Qu
C1750819025_C1-126	C1750819025	377705401	1750819025	HCA HOUSTO Harris	C1 (UHR)	C1-126	Healthcare Qu
C1760417646_C1-126	C1760417646	330811601	1760417646	TMC BONHA MRSA Northe	C1 (UHR)	C1-126	Healthcare Qu
C1760567085_C1-126	C1760567085	136332705	1760567085	STARR COUN Hidalgo	C1 (UHR)	C1-126	Healthcare Qu
C1760598692_C1-126	C1760598692	130616909	1760598692	PECOS COUN MRSA West	C1 (UHR)	C1-126	Healthcare Qu
C1760628184_C1-126	C1760628184	315440301	1760628184	TEXAS SCOTT Dallas	C1 (UHR)	C1-126	Healthcare Qu
C1770514077_C1-126	C1770514077	094207002	1770514077	TEXAS HEALT Dallas	C1 (UHR)	C1-126	Healthcare Qu
C1770536120_C1-126	C1770536120	094109802	1770536120	LAS PALMAS El Paso	C1 (UHR)	C1-126	Healthcare Qu
C1770573586_C1-126	C1770573586	094113001	1770573586	SOUTH TEXA Hidalgo	C1 (UHR)	C1-126	Healthcare Qu
C1770579591_C1-126	C1770579591	110803703	1770579591	FORT DUNCA Hidalgo	C1 (UHR)	C1-126	Healthcare Qu
C1780731737_C1-126	C1780731737	020990001	1780731737	CHI ST JOSEP MRSA Centra	C1 (UHR)	C1-126	Healthcare Qu
C1780786699_C1-126	C1780786699	152686501	1780786699	PALACIOS CC Harris	C1 (UHR)	C1-126	Healthcare Qu
C1780823021_C1-126	C1780823021	134772611	1780823021	CORYELL ME MRSA Centra	C1 (UHR)	C1-126	Healthcare Qu
C1790174860_C1-126	C1790174860	354018901	1790174860	PRIME HEALT Dallas	C1 (UHR)	C1-126	Healthcare Qu
C1790702371_C1-126	C1790702371	137227806	1790702371	YOAKUM CO MRSA West	C1 (UHR)	C1-126	Healthcare Qu
C1790777696_C1-126	C1790777696	119874904	1790777696	FAITH COMM MRSA West	C1 (UHR)	C1-126	Healthcare Qu
C1790782704_C1-126	C1790782704	127294003	1790782704	PETERSON RI MRSA West	C1 (UHR)	C1-126	Healthcare Qu
C1801826839_C1-126	C1801826839	388217701	1801826839	BAYLOR SCO Dallas	C1 (UHR)	C1-126	Healthcare Qu
C1801831748_C1-126	C1801831748	131030203	1801831748	NACOGDOCH MRSA Northe	C1 (UHR)	C1-126	Healthcare Qu

C1801852736_C1-126	C1801852736	112711003	1801852736	ODESSA REG	MRSA West	C1 (UHR)	C1-126	Healthcare Qu
C1811916901_C1-126	C1811916901	130618504	1811916901	BROWNFIELD	Lubbock	C1 (UHR)	C1-126	Healthcare Qu
C1811942238_C1-126	C1811942238	112724302	1811942238	HCA HOUSTON	Harris	C1 (UHR)	C1-126	Healthcare Qu
C1821004151_C1-126	C1821004151	020844903	1821004151	CHILDRENS H	Bexar	C1 (UHR)	C1-126	Healthcare Qu
C1821011248_C1-126	C1821011248	136141205	1821011248	UNIVERSITY H	Bexar	C1 (UHR)	C1-126	Healthcare Qu
C1821025990_C1-126	C1821025990	094121303	1821025990	MEMORIAL H	MRSA West	C1 (UHR)	C1-126	Healthcare Qu
C1821061532_C1-126	C1821061532	094351601	1821061532	ENCOMPASS	MRSA West	C1 (UHR)	C1-126	Healthcare Qu
C1821062050_C1-126	C1821062050	021173202	1821062050	ENCOMPASS	Tarrant	C1 (UHR)	C1-126	Healthcare Qu
C1821066820_C1-126	C1821066820	094180903	1821066820	LYNN COUNT	Lubbock	C1 (UHR)	C1-126	Healthcare Qu
C1821087164_C1-126	C1821087164	137999206	1821087164	UNIVERSITY H	Lubbock	C1 (UHR)	C1-126	Healthcare Qu
C1821161167_C1-126	C1821161167	021219301	1821161167	TEXAS DSHS-	Hidalgo	C1 (UHR)	C1-126	Healthcare Qu
C1821612284_C1-126	C1821612284	418113301	1821612284	WELLBRIDGE	Dallas	C1 (UHR)	C1-126	Healthcare Qu
C1831140698_C1-126	C1831140698	021224301	1831140698	MEDICAL CIT	Dallas	C1 (UHR)	C1-126	Healthcare Qu
C1831140979_C1-126	C1831140979	121781205	1831140979	LILLIAN M H	MRSA West	C1 (UHR)	C1-126	Healthcare Qu
C1831170273_C1-126	C1831170273	112684904	1831170273	REEVES COU	MRSA West	C1 (UHR)	C1-126	Healthcare Qu
C1841294246_C1-126	C1841294246	133367602	1841294246	FALLS COMM	MRSA Centra	C1 (UHR)	C1-126	Healthcare Qu
C1841354677_C1-126	C1841354677	133257904	1841354677	TEXAS CENTE	Bexar	C1 (UHR)	C1-126	Healthcare Qu
C1841497153_C1-126	C1841497153	197063401	1841497153	GOLDEN PLA	Lubbock	C1 (UHR)	C1-126	Healthcare Qu
C1841562709_C1-126	C1841562709	312239201	1841562709	SETON MEDI	MRSA Centra	C1 (UHR)	C1-126	Healthcare Qu
C1851343909_C1-126	C1851343909	094118902	1851343909	DETAR HEAL	Nueces	C1 (UHR)	C1-126	Healthcare Qu
C1851346407_C1-126	C1851346407	177658501	1851346407	UNIVERSITY H	Tarrant	C1 (UHR)	C1-126	Healthcare Qu
C1851390967_C1-126	C1851390967	194997601	1851390967	TEXOMA ME	MRSA Northe	C1 (UHR)	C1-126	Healthcare Qu
C1851632616_C1-126	C1851632616	331242301	1851632616	CRESCENT M	Dallas	C1 (UHR)	C1-126	Healthcare Qu
C1861467573_C1-126	C1861467573	163925401	1861467573	THE MEDICA	Jefferson	C1 (UHR)	C1-126	Healthcare Qu
C1861475626_C1-126	C1861475626	137343308	1861475626	PARMER ME	MRSA West	C1 (UHR)	C1-126	Healthcare Qu
C1861487779_C1-126	C1861487779	140714001	1861487779	LIMESTONE H	MRSA Centra	C1 (UHR)	C1-126	Healthcare Qu
C1861488579_C1-126	C1861488579	135035706	1861488579	KNAPP MEDI	Hidalgo	C1 (UHR)	C1-126	Healthcare Qu
C1861510521_C1-126	C1861510521	121692107	1861510521	HARDEMAN H	MRSA West	C1 (UHR)	C1-126	Healthcare Qu
C1861598633_C1-126	C1861598633	175965601	1861598633	KINGWOOD H	Harris	C1 (UHR)	C1-126	Healthcare Qu
C1861690364_C1-126	C1861690364	219336901	1861690364	DALLAS MED	Dallas	C1 (UHR)	C1-126	Healthcare Qu
C1871583153_C1-126	C1871583153	135034009	1871583153	ELECTRA ME	MRSA West	C1 (UHR)	C1-126	Healthcare Qu
C1871599829_C1-126	C1871599829	135151206	1871599829	WILSON COU	Bexar	C1 (UHR)	C1-126	Healthcare Qu
C1871619254_C1-126	C1871619254	140713201	1871619254	HOUSTON M	Harris	C1 (UHR)	C1-126	Healthcare Qu
C1871898478_C1-126	C1871898478	283280001	1871898478	MAYHILL HO	Tarrant	C1 (UHR)	C1-126	Healthcare Qu
C1871911016_C1-126	C1871911016	350857401	1871911016	MEDICAL CIT	Tarrant	C1 (UHR)	C1-126	Healthcare Qu
C1871917971_C1-126	C1871917971	349059101	1871917971	SAN ANTONI	Bexar	C1 (UHR)	C1-126	Healthcare Qu
C1881600682_C1-126	C1881600682	137918204	1881600682	BIG SPRING S	MRSA West	C1 (UHR)	C1-126	Healthcare Qu
C1881688976_C1-126	C1881688976	154504801	1881688976	HARLINGEN H	Hidalgo	C1 (UHR)	C1-126	Healthcare Qu
C1881691061_C1-126	C1881691061	346945401	1881691061	GRAHAM REC	MRSA West	C1 (UHR)	C1-126	Healthcare Qu
C1881697878_C1-126	C1881697878	112673204	1881697878	YOAKUM CO	MRSA Centra	C1 (UHR)	C1-126	Healthcare Qu
C1891765178_C1-126	C1891765178	021184901	1891765178	COOK CHILDI	Tarrant	C1 (UHR)	C1-126	Healthcare Qu
C1891789772_C1-126	C1891789772	137962006	1891789772	HOUSTON M	Harris	C1 (UHR)	C1-126	Healthcare Qu
C1891882833_C1-126	C1891882833	138962907	1891882833	BAYLOR SCO	MRSA Centra	C1 (UHR)	C1-126	Healthcare Qu
C1902047376_C1-126	C1902047376	217744601	1902047376	TEXAS HEALT	Tarrant	C1 (UHR)	C1-126	Healthcare Qu
C1902857766_C1-126	C1902857766	020979302	1902857766	MEDICAL CIT	Dallas	C1 (UHR)	C1-126	Healthcare Qu
C1912906298_C1-126	C1912906298	136491104	1912906298	TEXAS VISTA	Bexar	C1 (UHR)	C1-126	Healthcare Qu
C1912948845_C1-126	C1912948845	165305701	1912948845	PHYSICIANS S	Lubbock	C1 (UHR)	C1-126	Healthcare Qu
C1922001775_C1-126	C1922001775	163219201	1922001775	LUBBOCK HE	Lubbock	C1 (UHR)	C1-126	Healthcare Qu
C1922031541_C1-126	C1922031541	121794503	1922031541	TEXAS HEALT	MRSA Centra	C1 (UHR)	C1-126	Healthcare Qu
C1922078815_C1-126	C1922078815	112746602	1922078815	GLEN OAKS H	Dallas	C1 (UHR)	C1-126	Healthcare Qu
C1932123247_C1-126	C1932123247	127295703	1932123247	PARKLAND H	Dallas	C1 (UHR)	C1-126	Healthcare Qu
C1932152337_C1-126	C1932152337	146509801	1932152337	MEMORIAL H	Harris	C1 (UHR)	C1-126	Healthcare Qu
C1932379856_C1-126	C1932379856	200683501	1932379856	SABINE COU	MRSA Northe	C1 (UHR)	C1-126	Healthcare Qu
C1932573417_C1-126	C1932573417	368423501	1932573417	CHI ST. JOSEF	MRSA Centra	C1 (UHR)	C1-126	Healthcare Qu
C1942208616_C1-126	C1942208616	160630301	1942208616	ST. LUKE'S TH	Harris	C1 (UHR)	C1-126	Healthcare Qu
C1942218581_C1-126	C1942218581	133331202	1942218581	RUSK STATE	MRSA Northe	C1 (UHR)	C1-126	Healthcare Qu
C1942240189_C1-126	C1942240189	020991801	1942240189	REFUGIO CO	Nueces	C1 (UHR)	C1-126	Healthcare Qu

C1942292255_C1-126	C1942292255	162459501	1942292255	BAYLOR SCO	MRSA North	C1 (UHRI	C1-126	Healthcare Qu
C1942294939_C1-126	C1942294939	127267603	1942294939	ST JOSEPH R	MRSA Centra	C1 (UHRI	C1-126	Healthcare Qu
C1942795133_C1-126	C1942795133	414962701	1942795133	ASCENSION S	Travis	C1 (UHRI	C1-126	Healthcare Qu
C1952306672_C1-126	C1952306672	141858401	1952306672	CHRISTUS MO	MRSA North	C1 (UHRI	C1-126	Healthcare Qu
C1952723967_C1-126	C1952723967	336478801	1952723967	HOUSTON M	Harris	C1 (UHRI	C1-126	Healthcare Qu
C1962455816_C1-126	C1962455816	020841501	1962455816	HCA HOUSTO	Harris	C1 (UHRI	C1-126	Healthcare Qu
C1962497800_C1-126	C1962497800	136327710	1962497800	BAYLOR SCO	Travis	C1 (UHRI	C1-126	Healthcare Qu
C1962504340_C1-126	C1962504340	185556101	1962504340	BAYLOR SCO	Dallas	C1 (UHRI	C1-126	Healthcare Qu
C1962614834_C1-126	C1962614834	192996002	1962614834	AUSTIN LAKE	Travis	C1 (UHRI	C1-126	Healthcare Qu
C1972071991_C1-126	C1972071991	396650901	1972071991	NORTH TEXA	MRSA North	C1 (UHRI	C1-126	Healthcare Qu
C1972511921_C1-126	C1972511921	138706004	1972511921	SAN ANTONIO	Bexar	C1 (UHRI	C1-126	Healthcare Qu
C1972517365_C1-126	C1972517365	408600101	1972517365	COVENANT M	Lubbock	C1 (UHRI	C1-126	Healthcare Qu
C1972581940_C1-126	C1972581940	112671602	1972581940	BRAZOSPORT	Harris	C1 (UHRI	C1-126	Healthcare Qu
C1972590602_C1-126	C1972590602	138950412	1972590602	PALO PINTO	MRSA West	C1 (UHRI	C1-126	Healthcare Qu
C1972709970_C1-126	C1972709970	196829901	1972709970	THE HOSPITA	El Paso	C1 (UHRI	C1-126	Healthcare Qu
C1982666111_C1-126	C1982666111	137805107	1982666111	MEMORIAL H	Harris	C1 (UHRI	C1-126	Healthcare Qu
C1982920773_C1-126	C1982920773	314562501	1982920773	ENCOMPASS	Dallas	C1 (UHRI	C1-126	Healthcare Qu
C1992285282_C1-126	C1992285282	133252009	1992285282	HILL REGION	MRSA Centra	C1 (UHRI	C1-126	Healthcare Qu
C1992700983_C1-126	C1992700983	121776205	1992700983	BAYLOR SCO	Dallas	C1 (UHRI	C1-126	Healthcare Qu
C1992707228_C1-126	C1992707228	137226005	1992707228	SHANNON M	MRSA West	C1 (UHRI	C1-126	Healthcare Qu
C1992707780_C1-126	C1992707780	094117105	1992707780	HANSFORD C	MRSA West	C1 (UHRI	C1-126	Healthcare Qu
C1992713119_C1-126	C1992713119	137919003	1992713119	TERRELL STA	Dallas	C1 (UHRI	C1-126	Healthcare Qu
C1992753222_C1-126	C1992753222	126675104	1992753222	JPS HEALTH	Tarrant	C1 (UHRI	C1-126	Healthcare Qu
C1992767511_C1-126	C1992767511	135233809	1992767511	LAVACA MEC	MRSA Centra	C1 (UHRI	C1-126	Healthcare Qu

Measure Type	Y1R2 Reporting Period	Y1R2 Measure Eligibility	Y1R2 Source	Y1R2 Provider Class	Y1R2: 1) As of August 31, 2021, did your organization participate in a Healthcare Quality Learning Collaborative? A Healthcare Quality Learning Collaborative is any conference, workshop, stakeholder forum, stakeholder meeting related to improving healthca
Structure	NA	Eligible	Y1R1 Reporting Template	Rural	Yes
Structure	NA	Eligible	Y1R1 Reporting Template	Non-State-Owned IMD	No, and not planning to by August 31, 2021
Structure	NA	Eligible	Y1R1 Reporting Template	Urban	Yes
Structure	NA	Eligible	Y1R1 Reporting Template	Rural	Yes
Structure	NA	Eligible	Y1R1 Reporting Template	Urban	Yes
Structure	NA	Eligible	Y1R1 Reporting Template	Rural	Yes
Structure	NA	Eligible	Y1R1 Reporting Template	Urban	Yes
Structure	NA	Eligible	Y1R1 Reporting Template	Urban	Yes
Structure	NA	Eligible	Y1R1 Reporting Template	Urban	No, but planning to by August 31, 2021
Structure	NA	Eligible	Y1R1 Reporting Template	Rural	Yes
Structure	NA	Eligible	Y1R1 Reporting Template	Rural	No, but planning to by August 31, 2021
Structure	NA	Eligible	Y1R1 Reporting Template	Urban	Yes
Structure	NA	Eligible	Y1R1 Reporting Template	Rural	No, but planning to by August 31, 2021
Structure	NA	Eligible	Y1R1 Reporting Template	Non-State-Owned IMD	Yes
Structure	NA	Eligible	Y1R1 Reporting Template	Urban	Yes
Structure	NA	Eligible	Y1R1 Reporting Template	Rural	Yes
Structure	NA	Eligible	Y1R1 Reporting Template	Urban	Yes
Structure	NA	Eligible	Y1R1 Reporting Template	Urban	Yes
Structure	NA	Eligible	Y1R1 Reporting Template	Rural	Yes
Structure	NA	Eligible	Y1R1 Reporting Template	Urban	Yes
Structure	NA	Eligible	Y1R1 Reporting Template	Urban	Yes
Structure	NA	Eligible	Y1R1 Reporting Template	Non-State-Owned IMD	Yes
Structure	NA	Eligible	Y1R1 Reporting Template	Urban	Yes
Structure	NA	Eligible	Y1R1 Reporting Template	Urban	Yes
Structure	NA	Eligible	Y1R1 Reporting Template	Urban	Yes
Structure	NA	Eligible	Y1R1 Reporting Template	Urban	Yes
Structure	NA	Eligible	Y1R1 Reporting Template	Urban	Yes
Structure	NA	Eligible	Y1R1 Reporting Template	Rural	Yes
Structure	NA	Eligible	Y1R1 Reporting Template	Urban	Yes
Structure	NA	Eligible	Y1R1 Reporting Template	Urban	Yes
Structure	NA	Eligible	Y1R1 Reporting Template	Urban	Yes
Structure	NA	Eligible	Y1R1 Reporting Template	Urban	No, but planning to by August 31, 2021
Structure	NA	Eligible	Y1R1 Reporting Template	Rural	Yes
Structure	NA	Eligible	Y1R1 Reporting Template	Rural	Yes
Structure	NA	Eligible	Y1R1 Reporting Template	Urban	Yes
Structure	NA	Eligible	Y1R1 Reporting Template	Non-State-Owned IMD	Yes
Structure	NA	Eligible	Y1R1 Reporting Template	Urban	Yes
Structure	NA	Eligible	Y1R1 Reporting Template	Urban	Yes
Structure	NA	Eligible	Y1R1 Reporting Template	Rural	Yes
Structure	NA	Eligible	Y1R1 Reporting Template	Urban	Yes
Structure	NA	Eligible	Y1R1 Reporting Template	Urban	Yes
Structure	NA	Eligible	Y1R1 Reporting Template	Urban	Yes
Structure	NA	Eligible	Y1R1 Reporting Template	Rural	No, but planning to by August 31, 2021
Structure	NA	Eligible	Y1R1 Reporting Template	Urban	Yes
Structure	NA	Eligible	Y1R1 Reporting Template	Rural	Yes
Structure	NA	Eligible	Y1R1 Reporting Template	Urban	Yes
Structure	NA	Eligible	Y1R1 Reporting Template	Rural	No, but planning to by August 31, 2021
Structure	NA	Eligible	Y1R1 Reporting Template	Urban	Yes

[illegible]

[illegible]

[illegible]

[illegible]

[illegible]

Structure	NA	Eligible	Y1R1 Reporting Template	Urban	Yes
Structure	NA	Eligible	Y1R1 Reporting Template	Urban	Yes
Structure	NA	Eligible	Y1R1 Reporting Template	Urban	Yes
Structure	NA	Eligible	Y1R1 Reporting Template	Rural	Yes
Structure	NA	Eligible	Y1R1 Reporting Template	Urban	Yes
Structure	NA	Eligible	Y1R1 Reporting Template	Urban	Yes
Structure	NA	Eligible	Y1R1 Reporting Template	Rural	Yes
Structure	NA	Eligible	Y1R1 Reporting Template	Urban	Yes
Structure	NA	Eligible	Y1R1 Reporting Template	Non-State-Owned IMD	No, but planning to by August 31, 20
Structure	NA	Eligible	Y1R1 Reporting Template	Rural	Yes
Structure	NA	Eligible	Y1R1 Reporting Template	State-Owned IMD	No, but planning to by August 31, 20
Structure	NA	Eligible	Y1R1 Reporting Template	Urban	Yes
Structure	NA	Eligible	Y1R1 Reporting Template	Urban	Yes
Structure	NA	Eligible	Y1R1 Reporting Template	Rural	Yes
Structure	NA	Eligible	Y1R1 Reporting Template	Urban	Yes
Structure	NA	Eligible	Y1R1 Reporting Template	Urban	Yes
Structure	NA	Eligible	Y1R1 Reporting Template	Urban	No, and not planning to by August 31
Structure	NA	Eligible	Y1R1 Reporting Template	Rural	Yes
Structure	NA	Eligible	Y1R1 Reporting Template	Urban	Yes
Structure	NA	Eligible	Y1R1 Reporting Template	Urban	Yes
Structure	NA	Eligible	Y1R1 Reporting Template	Rural	Yes
Structure	NA	Eligible	Y1R1 Reporting Template	State-Owned IMD	No, but planning to by August 31, 20
Structure	NA	Eligible	Y1R1 Reporting Template	Urban	Yes
Structure	NA	Eligible	Y1R1 Reporting Template	Rural	Yes

Y1R2: 2) What is the name, location, and date of the Learning Collaborative event or initiative?	Y1R2: 3) Describe why your organization is not planning to participate in a Healthcare Quality Learning Collaborative.	Y1R2: To what extent are implementation decisions influenced by CHIRP participation?	Y1R2 Data Quality Review Status
Why Interoperability Ma		Strongly influenced	Accepted
	At this time, our organiza	Strongly influenced	Accepted
Del Norte Vertias (DNV)		Not influenced	Accepted
Ascension National Qual		Not influenced	Accepted
RHP 9, 10, & 18 Stakeho		Somewhat influenced	Accepted
Town Hall: Wound Care		Not influenced	Accepted
Regional Healthcare Par		Somewhat influenced	Accepted
APIC (Association for Pro		Not influenced	Accepted
		Somewhat influenced	Accepted
RHP12 DY10 Learning Co		Strongly influenced	Accepted
		Strongly influenced	Accepted
United Regional particip		Not influenced	Accepted
		Strongly influenced	Accepted
Quarterly Performance I		Not influenced	Accepted
HCA Healthcare 2021 C		Not influenced	Accepted
Elisha Rosier, COO atten		Somewhat influenced	Accepted
RPH 9, 10, & 18 Stakeho		Somewhat influenced	Accepted
December 6 – Decembe		Not influenced	Accepted
Town Hall: Wound Care		Not influenced	Accepted
Name of the event: 2021		Not influenced	Accepted
Texas Hospital Associati		Not influenced	Accepted
Institute for Healthcare		Not influenced	Accepted
Regional Transformation		Somewhat influenced	Accepted
Premier Inc. Quest Quali		Somewhat influenced	Accepted
CLABSI Collaborative, Pa		Not influenced	Accepted
HCA Healthcare 2021 C		Not influenced	Accepted
HCA Healthcare 2021 C		Not influenced	Accepted
Regional Healthcare Par		Somewhat influenced	Accepted
APIC (Association for Pro		Not influenced	Accepted
RHP 9, 10 & 18 legislativ	We are planning to join a	Somewhat influenced	Accepted
A&M Rural and Commu		Not influenced	Accepted
TORCH April 19-21 2022		Somewhat influenced	Accepted
Lisa Bennett attended Te		Not influenced	Accepted
Network of Behavioral H		Not influenced	Accepted
Ascension National Qual		Not influenced	Accepted
BHSET participated in th		Not influenced	Accepted
Town Hall: Wound Care		Not influenced	Accepted
Ascension National Qual		Not influenced	Accepted
RHP 9, 10, & 18 Stakeho		Somewhat influenced	Accepted
RHP 16 August 2020 Lea		Not influenced	Accepted
		Somewhat influenced	Accepted
MBQIP Support Project S		Not influenced	Accepted
RHP 9, 10, & 18 Stakeho		Somewhat influenced	Accepted
		Strongly influenced	Accepted
The measurement perio		Strongly influenced	Accepted

1- Pressure Injury Collaborative		Not influenced	Accepted
Quality Team with group		Not influenced	Accepted
RHP 4 Learning Collaborative		Somewhat influenced	Accepted
Members of Methodist I		Not influenced	Accepted
National Association for		Somewhat influenced	Accepted
Town Hall: Wound Care		Not influenced	Accepted
Ascension National Qual		Not influenced	Accepted
Regional Healthcare Par		Somewhat influenced	Accepted
The RHP12 Learning Coll		Not influenced	Accepted
TORCH spring conference		Not influenced	Accepted
HCA Healthcare 2021 C		Not influenced	Accepted
Medical City Healthcare		Somewhat influenced	Accepted
Learning Collaborative -		Not influenced	Accepted
	As an inpatient rehabilitat	Not influenced	Accepted
	Cross Creek Hospital is re	Not influenced	Accepted
ARN conference virtual c		Not influenced	Accepted
Regional Healthcare Par		Somewhat influenced	Accepted
Regional Healthcare Par		Somewhat influenced	Accepted
We participated with Pro		Somewhat influenced	Accepted
RHP 2 DY9 & DY10 Lear		Not influenced	Accepted
HQI's 2021 Root Cause A		Somewhat influenced	Accepted
Ascension National Qual		Not influenced	Accepted
2nd Annual Obesity Sym		Not influenced	Accepted
		Not influenced	Accepted
	As an IPR hospital, our org	Not influenced	Accepted
Lifepoint Quality Leader		Not influenced	Accepted
Ascension National Qual		Not influenced	Accepted
RHP12 DY10 Learning Co		Strongly influenced	Accepted
		Somewhat influenced	Accepted
State office of Rural Hea		Strongly influenced	Accepted
THSA Texas Interoperabi		Somewhat influenced	Accepted
RHP 9, 10, & 18 Stakeho		Somewhat influenced	Accepted
		Strongly influenced	Accepted
HCA Healthcare 2021 C		Not influenced	Accepted
Participation in The Join		Somewhat influenced	Accepted
1) THIP Safety Plus Seri		Somewhat influenced	Accepted
		Not influenced	Accepted
TORCH Spring Conferenc		Not influenced	Accepted
Premier Inc. QUEST Qua		Not influenced	Accepted
HENDRICK MEMORIAL D		Not influenced	Accepted
Premier Inc. QUEST Qua		Not influenced	Accepted
5th Annual South Texas		Not influenced	Accepted
Fall SPS National Learnin		Not influenced	Accepted
Regional Healthcare Par		Somewhat influenced	Accepted
Town Hall: Wound Care		Not influenced	Accepted
	As an inpatient rehabilitat	Not influenced	Accepted
Texas Organization of Ru		Somewhat influenced	Accepted
Regional Healthcare Par		Somewhat influenced	Accepted
Amanda Vail, FACHE, LC		Not influenced	Accepted
Fall TIPS (Tailoring Interv		Not influenced	Accepted
American College of Surg		Not influenced	Accepted
		Not influenced	Accepted
RHP 9, 10, & 18 Stakeho		Somewhat influenced	Accepted
		Somewhat influenced	Accepted
In September of 2020, R		Somewhat influenced	Accepted
RHP13 Regional Call - via		Somewhat influenced	Accepted
APIC (Association for Pro		Not influenced	Accepted

APIC (Association for Pro		Not influenced	Accepted
Freestone Medical Cente		Strongly influenced	Accepted
RHP12 Learning Collabor		Somewhat influenced	Accepted
		Not influenced	Accepted
Seton Health Alliance Int		Not influenced	Accepted
We participated in the R		Strongly influenced	Accepted
Yes, we participated in 2		Not influenced	Accepted
Medical City Healthcare		Somewhat influenced	Accepted
Fall SPS National Learnin		Not influenced	Accepted
Regional Healthcare Par		Somewhat influenced	Accepted
Regional Healthcare Par		Somewhat influenced	Accepted
Regional Healthcare Par		Somewhat influenced	Accepted
HCA Healthcare 2021 C		Not influenced	Accepted
AIM (Alliance for Innova		Not influenced	Accepted
December 6 – Decembe		Not influenced	Accepted
	As an inpatient rehabilitat	Not influenced	Accepted
Sequential Intercept Ma		Not influenced	Accepted
RHP 11 Learning Collabor		Not influenced	Accepted
Still researching appropri	ORMC is planning to parti	Not influenced	Accepted
		Somewhat influenced	Accepted
The name of the Healthc		Not influenced	Accepted
Town Hall: Wound Care		Not influenced	Accepted
Quality Improvement Tr		Somewhat influenced	Accepted
RHP12 DY10 Learning Co		Strongly influenced	Accepted
TORCH Conference, Rou		Not influenced	Accepted
Institute for Healthcare		Not influenced	Accepted
Institute for Healthcare		Not influenced	Accepted
Lisa Bennett attended Te		Not influenced	Accepted
Medical City Healthcare		Somewhat influenced	Accepted
		Not influenced	Accepted
	As an inpatient rehabilitat	Not influenced	Accepted
TORCH classes, TMF clas		Somewhat influenced	Accepted
RHP 9, 10, & 18 Stakeho		Somewhat influenced	Accepted
American Nursing Inform		Somewhat influenced	Accepted
RHP6 Learning Collabora		Strongly influenced	Accepted
	We were in the middle of	Strongly influenced	Accepted
East Texas Quality Imprc		Not influenced	Accepted
		Not influenced	Accepted
We participate in the TM		Not influenced	Accepted
TORCH Spring Conferenc		Somewhat influenced	Accepted
Why Interoperability Ma		Strongly influenced	Accepted
1) 0THIP Safety Plus Seri		Somewhat influenced	Accepted
RHP 9, 10, & 18 Stakeho		Somewhat influenced	Accepted
Virtual RHP 11 Learning		Somewhat influenced	Accepted
Corporate frequently (q		Strongly influenced	Accepted
Regional Healthcare Par		Somewhat influenced	Accepted
RHP14 1115 Public Stak	We will not participate in	Not influenced	Accepted
RHP 19 Learning Collabor		Somewhat influenced	Accepted
Ascension National Qual		Not influenced	Accepted
RPH 9, 10, & 18 Stakeho		Somewhat influenced	Accepted
	As an inpatient rehabilitat	Not influenced	Accepted
		Somewhat influenced	Accepted
Due to the ongoing COV		Not influenced	Accepted
37th ASMBS Annual Me		Somewhat influenced	Accepted
	As an inpatient rehabilitat	Not influenced	Accepted
		Not influenced	Accepted
March 14 - 16, 2022 -Ho		Not influenced	Accepted

HSAG HQIC Culture of Sa		Not influenced	Accepted
Regional Healthcare Par		Somewhat influenced	Accepted
		Somewhat influenced	Accepted
Texas Collaborative for h		Not influenced	Accepted
RHP02 DSRIP Reporting		Not influenced	Accepted
Monthly RAC A and RAC		Somewhat influenced	Accepted
RHP 9, 10, & 18 Stakeho		Somewhat influenced	Accepted
RHP 9, 10, & 18 Stakeho		Somewhat influenced	Accepted
RHP12 DY10 Learning Co		Strongly influenced	Accepted
RHP 9, 10, & 18 Stakeho		Somewhat influenced	Accepted
We participated in multi		Not influenced	Accepted
1)UTHIP Safety Plus Seri		Somewhat influenced	Accepted
		Not influenced	Accepted
Premier Inc. QUEST Qua		Not influenced	Accepted
1)UTHIP Safety Plus Seri		Somewhat influenced	Accepted
Medical City Healthcare		Somewhat influenced	Accepted
1.UTHIP Quality Collabo		Somewhat influenced	Accepted
RHP 9, 10, & 18 Stakeho		Somewhat influenced	Accepted
Methodist Center for Le		Not influenced	Accepted
Lisa Jackson, Corporate		Somewhat influenced	Accepted
	As an inpatient rehabilita	Not influenced	Accepted
RHP 6 Virtual Learning C		Not influenced	Accepted
Medical City Healthcare		Somewhat influenced	Accepted
CMS TMF HQIC(Hospital		Somewhat influenced	Accepted
RHP 12 Virtual Learning		Not influenced	Accepted
Town Hall: Wound Care		Not influenced	Accepted
Regional Healthcare Par		Somewhat influenced	Accepted
Texas Tech University He		Not influenced	Accepted
Ascension National Qual		Not influenced	Accepted
2021 Fall TORCH confere		Strongly influenced	Accepted
Town Hall: Wound Care		Not influenced	Accepted
RHP 9, 10, & 18 Stakeho		Somewhat influenced	Accepted
		Somewhat influenced	Accepted
Regional Healthcare Par		Not influenced	Accepted
		Not influenced	Accepted
Town Hall: Wound Care		Not influenced	Accepted
1)UTHIP Safety Plus Seri		Somewhat influenced	Accepted
Regional Healthcare Par		Somewhat influenced	Accepted
RHP12 DY10 Learning Co		Strongly influenced	Accepted
Name: DSRIP Transition		Somewhat influenced	Accepted
		Not influenced	Accepted
	As an Inpatient Rehab Fac	Not influenced	Accepted
	we have had a lot of turn	Somewhat influenced	Accepted
December 6 – Decembe		Not influenced	Accepted
2022 National Healthcar		Not influenced	Accepted
TORCH 22, Dallas Texas		Not influenced	Accepted
Collaborative Connectio		Not influenced	Accepted
PSO Round Table (Texas		Not influenced	Accepted
Diane French McGraw (U		Not influenced	Accepted
Quality University, Intro		Not influenced	Accepted
RHP 9, 10, & 18 Stakeho		Somewhat influenced	Accepted
We have actively partici		Somewhat influenced	Accepted
	As an inpatient rehabilita	Not influenced	Accepted
Medical City Healthcare		Somewhat influenced	Accepted
Restraint and Seclusion f		Not influenced	Accepted
Infection Prevention Cal		Somewhat influenced	Accepted
December 6 – Decembe		Not influenced	Accepted

Hendrick participated in		Somewhat influenced	Accepted
RHP12 DY10 Learning Co		Strongly influenced	Accepted
Ascension National Qual		Not influenced	Accepted
In September of 2020, R		Somewhat influenced	Accepted
1) DTHIP Safety Plus Seri		Somewhat influenced	Accepted
For the period of SFY202		Not influenced	Accepted
Texas AIM Cohort 5 (Vir		Not influenced	Accepted
	As an inpatient rehabilitat	Not influenced	Accepted
The Regional Healthcare		Somewhat influenced	Accepted
RHP 9, 10, & 18 Stakeho		Somewhat influenced	Accepted
Amruta Mardikar (Infect		Not influenced	Accepted
	As an inpatient rehabilitat	Not influenced	Accepted
		Somewhat influenced	Accepted
		Somewhat influenced	Accepted
Wave 9 Error Proventior		Not influenced	Accepted
Deaf Smith County Hosp		Strongly influenced	Accepted
RHP02 DSRIP Reporting		Not influenced	Accepted
Essential Updates for RH		Not influenced	Accepted
Ascension National Qual		Not influenced	Accepted
Hospital Management C		Not influenced	Accepted
RHP 6 Virtual Learning C		Not influenced	Accepted
Attended the Critical Acc		Somewhat influenced	Accepted
Town Hall: Wound Care		Not influenced	Accepted
Continuous Service Reac		Not influenced	Accepted
Agility & Operational Re		Not influenced	Accepted
HCA Healthcare 2021 C		Not influenced	Accepted
Regional Healthcare Par		Somewhat influenced	Accepted
Ascension National Qual		Not influenced	Accepted
RHP12 DY10 Learning Co		Strongly influenced	Accepted
HCA Healthcare 2021 C		Not influenced	Accepted
Quality Univeristy Progr		Strongly influenced	Accepted
RHP 9, 10, & 18 Stakeho		Somewhat influenced	Accepted
RHP 8 and 17 LC Worksh		Not influenced	Accepted
RHP 9, 10, & 18 Stakeho		Somewhat influenced	Accepted
PQMP Learning Collabor		Somewhat influenced	Accepted
Quality University Progr		Strongly influenced	Accepted
	As an inpatient rehabilitat	Not influenced	Accepted
Regional Healthcare Par		Somewhat influenced	Accepted
Town Hall: Wound Care		Not influenced	Accepted
ASER 2021 (American Sc		Somewhat influenced	Accepted
North Central Texas Trau		Somewhat influenced	Accepted
		Strongly influenced	Accepted
Members of Methodist I		Not influenced	Accepted
	As an inpatient rehabilitat	Not influenced	Accepted
Premier Inc. QUEST Qua		Not influenced	Accepted
Regional Healthcare Par		Somewhat influenced	Accepted
Del Norte Vertias (DNV)		Not influenced	Accepted
		Not influenced	Accepted
Quality University Progr		Strongly influenced	Accepted
Town Hall: Wound Care		Not influenced	Accepted
		Somewhat influenced	Accepted
Town Hall: Wound Care		Not influenced	Accepted
NAME: QHR Health Web		Strongly influenced	Accepted
Del Norte Vertias (DNV)		Not influenced	Accepted
TMF Houston Communit		Strongly influenced	Accepted
Medical City Healthcare		Somewhat influenced	Accepted
December 6 – Decembe		Not influenced	Accepted

Memorial Medical Center		Not influenced	Accepted
Town Hall: Wound Care		Not influenced	Accepted
	We do not have any and	Not influenced	Accepted
RHP02 DSRIP Reporting		Not influenced	Accepted
Cost and Savings Analysis		Somewhat influenced	Accepted
		Strongly influenced	Accepted
		Somewhat influenced	Accepted
HCA American Group Quality		Somewhat influenced	Accepted
	As an inpatient rehabilitation	Not influenced	Accepted
Center for Optimizing Results		Not influenced	Accepted
We attended the Regional		Not influenced	Accepted
In September of 2020, Regional		Somewhat influenced	Accepted
Virtual Learning -Collaborative		Not influenced	Accepted
COLLABORATIVE CONNECTIONS		Somewhat influenced	Accepted
HQIC: February 23, 2021		Somewhat influenced	Accepted
American Heart Association		Not influenced	Accepted
Virtual Learning Collaborative		Not influenced	Accepted
Greeley Company, Date		Somewhat influenced	Accepted
Premier Inc. QUEST Quality		Not influenced	Accepted
Institute for Healthcare		Not influenced	Accepted
Quality University Program		Strongly influenced	Accepted
RHP6 Virtual Learning Collaborative		Not influenced	Accepted
		Not influenced	Accepted
AHA Advancing Care Collaborative		Strongly influenced	Accepted
	As an inpatient rehabilitation	Not influenced	Accepted
Fall SPS National Learning		Not influenced	Accepted
Institute for Healthcare		Not influenced	Accepted
We participate in monthly		Not influenced	Accepted
1)OTHP Safety Plus Series		Somewhat influenced	Accepted
Institute for Healthcare		Not influenced	Accepted
We are working with the	We are working with the	Somewhat influenced	Accepted
TPC Quality Monthly call		Not influenced	Accepted
On September 2, 2020 with		Somewhat influenced	Accepted
HCA Healthcare 2021 Call		Not influenced	Accepted
	Not currently participating	Somewhat influenced	Accepted with Feedback
Premier Inc. QUEST Quality		Somewhat influenced	Accepted
RHP 8 and 17 LC Workshop		Somewhat influenced	Accepted
Ascension National Quality		Not influenced	Accepted
		Somewhat influenced	Accepted
HCA Healthcare 2021 Call		Not influenced	Accepted
RHP 9, 10, and 18 Learning		Strongly influenced	Accepted
TORCH 3rd Annual Fall Call		Not influenced	Accepted
1. RHP 13 Regional call; y		Not influenced	Accepted
SRS 56th Annual meeting		Not influenced	Accepted
RHP 9, 10, & 18 Stakeholder		Somewhat influenced	Accepted
Quality University Program		Somewhat influenced	Accepted
		Strongly influenced	Accepted
TJC HAP Breakfast Briefing		Not influenced	Accepted
Premier Inc. QUEST Quality		Somewhat influenced	Accepted
Why Interoperability Matters		Strongly influenced	Accepted
Joint RHP 8 and RHP 17		Strongly influenced	Accepted
HSAG HQIS System and I		Not influenced	Accepted
Since this question is asking		Not influenced	Accepted
RHP 19 Virtual Learning		Somewhat influenced	Accepted
09/08/2021 RHP 6 Virtual		Not influenced	Accepted
Regional Healthcare Partnership		Somewhat influenced	Accepted
We are a member of the		Not influenced	Accepted

Still researching appropriate	ORMC is planning to parti	Not influenced	Accepted
9/17/2020 Regional Tra		Somewhat influenced	Accepted
HCA Healthcare 2021 C		Not influenced	Accepted
Town Hall: Wound Care		Not influenced	Accepted
Pressure Injury Best Prac		Not influenced	Accepted
	We have not found one tr	Somewhat influenced	Accepted
		Not influenced	Accepted
	As an inpatient rehabilitat	Not influenced	Accepted
SORH and THA Quality Im		Not influenced	Accepted
2021 Population Health		Somewhat influenced	Accepted
		Not influenced	Accepted
		Somewhat influenced	Accepted
Medical City Healthcare		Somewhat influenced	Accepted
TORCH in Dallas Texas 4		Not influenced	Accepted
		Strongly influenced	Accepted
NHSN MRSA Bacteremia		Not influenced	Accepted
		Not influenced	Accepted
RHP 12 Learning Collabo		Not influenced	Accepted
Monthly Stroke and Che		Not influenced	Accepted
Detar Healthcare Quality		Not influenced	Accepted
The Director of Perform		Not influenced	Accepted
We attended a Leapfrog		Somewhat influenced	Accepted
		Not influenced	Accepted
National Association for		Somewhat influenced	Accepted
RHP12 DY10 Learning Co		Strongly influenced	Accepted
We participate in a mon		Not influenced	Accepted
HSAG HQIC Sepsis Peer C		Not influenced	Accepted
	We are not fully aware of	Not influenced	Accepted
		Not influenced	Accepted
HSAG HQIC Reducing Le		Not influenced	Accepted
West Texas AHEC North		Not influenced	Accepted
eClinicalWorks National		Not influenced	Accepted
Danielle Everts attende		Not influenced	Accepted
Attended the COVID-19		Not influenced	Accepted
Medical City Healthcare		Somewhat influenced	Accepted
Regional Healthcare Par		Not influenced	Accepted
		Not influenced	Accepted
HSAG Hospital Quality Im		Not influenced	Accepted
RHP 19 Learning Collabo		Strongly influenced	Accepted
RHP4 Learning Collabora		Not influenced	Accepted
Improving Pediatric Seps		Not influenced	Accepted
Karen Childs, Director, a		Not influenced	Accepted
Regional Healthcare Par		Somewhat influenced	Accepted
RHP 9, 10, & 18 Stakeho		Somewhat influenced	Accepted
Medical City Care Excell		Somewhat influenced	Accepted
1/25/21, 2/11/21, 3/18/		Somewhat influenced	Accepted
We participate in a clinic		Not influenced	Accepted
		Not influenced	Accepted
RHP 9, 10, & 18 Stakeho		Somewhat influenced	Accepted
	We have not registered fo	Not influenced	Accepted
We partner with Cynosu		Not influenced	Accepted
Institute for Healthcare		Not influenced	Accepted
RHP12 DY10 Learning Co		Strongly influenced	Accepted
	As an inpatient rehabilitat	Not influenced	Accepted
Premier Inc. QUEST Qua		Not influenced	Accepted
		Not influenced	Accepted
Torch Conference; Dalla		Somewhat influenced	Accepted

Texas Hospital Association		Not influenced	Accepted
Premier Inc. Quest Quality		Somewhat influenced	Accepted
Ascension National Quality		Not influenced	Accepted
Town Hall: Wound Care		Not influenced	Accepted
Gwen West (Director of		Not influenced	Accepted
HCA Healthcare 2021 C		Not influenced	Accepted
Regional Healthcare Par		Somewhat influenced	Accepted
Regional Healthcare Par		Somewhat influenced	Accepted
		Strongly influenced	Accepted
RHP 19 Virtual Learning		Not influenced	Accepted
		Not influenced	Accepted
RHP 12 Virtual Learning		Not influenced	Accepted
Premier Inc. Quest Quality		Not influenced	Accepted
TMF Health Quality Insti		Not influenced	Accepted
In September of 2020, R		Somewhat influenced	Accepted
Institute for Healthcare		Not influenced	Accepted
	As an inpatient rehabilita	Not influenced	Accepted
Texas Collaborative for I		Strongly influenced	Accepted
Regional Healthcare Par		Somewhat influenced	Accepted
Webinar – August 11th,		Not influenced	Accepted
National Association for		Not influenced	Accepted
		Not influenced	Accepted
Patient Safety & Quality		Somewhat influenced	Accepted
Regional Healthcare Par		Somewhat influenced	Accepted

Data includes reporting though Y1 Corrections period

Unique Measure ID	Provider ID	TPI	NPI	Hospital Name	SDA	Program Component	Measure ID
C1003883158_C2-128	C1003883158	020967802	1003883158	TEXAS HEALTH	Tarrant	C2 (ACIA Materna	C2-128
C1013957836_C2-128	C1013957836	220351501	1013957836	WILSON N. J.	MRSA North	C2 (ACIA Materna	C2-128
C1023013448_C2-128	C1023013448	135237906	1023013448	UNITED REGI	MRSA West	C2 (ACIA Materna	C2-128
C1033120423_C2-128	C1033120423	314080801	1033120423	TEXAS HEALTH	Tarrant	C2 (ACIA Materna	C2-128
C1033165501_C2-128	C1033165501	209345201	1033165501	METHODIST	Dallas	C2 (ACIA Materna	C2-128
C1043267701_C2-128	C1043267701	020947001	1043267701	VALLEY REGI	Hidalgo	C2 (ACIA Materna	C2-128
C1053317362_C2-128	C1053317362	160709501	1053317362	DOCTORS HC	Hidalgo	C2 (ACIA Materna	C2-128
C1083112023_C2-128	C1083112023	391575301	1083112023	PIPELINE EAS	Dallas	C2 (ACIA Materna	C2-128
C1093708679_C2-128	C1093708679	111829102	1093708679	ASCENSION F	MRSA Centra	C2 (ACIA Materna	C2-128
C1093744187_C2-128	C1093744187	094148602	1093744187	MEMORIAL H	Jefferson	C2 (ACIA Materna	C2-128
C1104845015_C2-128	C1104845015	136326908	1104845015	TEXAS HEALTH	Tarrant	C2 (ACIA Materna	C2-128
C1114903523_C2-128	C1114903523	207311601	1114903523	BRIM HEALTH	MRSA North	C2 (ACIA Materna	C2-128
C1124052162_C2-128	C1124052162	137907508	1124052162	COUNTY OF \	Nueces	C2 (ACIA Materna	C2-128
C1124074273_C2-128	C1124074273	094154402	1124074273	METHODIST	Bexar	C2 (ACIA Materna	C2-128
C1124092036_C2-128	C1124092036	112667403	1124092036	CHRISTUS GC	MRSA North	C2 (ACIA Materna	C2-128
C1124137054_C2-128	C1124137054	158980601	1124137054	ASCENSION S	Travis	C2 (ACIA Materna	C2-128
C1124305065_C2-128	C1124305065	314161601	1124305065	BAYLOR SCO	Dallas	C2 (ACIA Materna	C2-128
C1134172406_C2-128	C1134172406	020950401	1134172406	MEDICAL CIT	Tarrant	C2 (ACIA Materna	C2-128
C1154618742_C2-128	C1154618742	292096901	1154618742	VALLEY BAPT	Hidalgo	C2 (ACIA Materna	C2-128
C1164526786_C2-128	C1164526786	135225404	1164526786	ASCENSION S	Travis	C2 (ACIA Materna	C2-128
C1174533343_C2-128	C1174533343	130614405	1174533343	TEXAS HEALTH	Tarrant	C2 (ACIA Materna	C2-128
C1184911877_C2-128	C1184911877	294543801	1184911877	VALLEY BAPT	Hidalgo	C2 (ACIA Materna	C2-128
C1194787218_C2-128	C1194787218	020844901	1194787218	CHRISTUS SA	Bexar	C2 (ACIA Materna	C2-128
C1205018439_C2-128	C1205018439	020966001	1205018439	BAYLOR SCO	Dallas	C2 (ACIA Materna	C2-128
C1205833985_C2-128	C1205833985	112679902	1205833985	MISSION REC	Hidalgo	C2 (ACIA Materna	C2-128
C1215296884_C2-128	C1215296884	316296801	1215296884	TEXAS HEALTH	Tarrant	C2 (ACIA Materna	C2-128
C1255325817_C2-128	C1255325817	136143806	1255325817	MIDLAND MI	MRSA West	C2 (ACIA Materna	C2-128
C1255384533_C2-128	C1255384533	094192402	1255384533	MEDICAL CIT	Tarrant	C2 (ACIA Materna	C2-128
C1265430177_C2-128	C1265430177	135223905	1265430177	BAYLOR SCO	Dallas	C2 (ACIA Materna	C2-128
C1265568638_C2-128	C1265568638	190123303	1265568638	BAYLOR SCO	Travis	C2 (ACIA Materna	C2-128
C1265772362_C2-128	C1265772362	326725404	1265772362	BAYLOR SCO	MRSA Centra	C2 (ACIA Materna	C2-128
C1275592131_C2-128	C1275592131	126679303	1275592131	METHODIST	Dallas	C2 (ACIA Materna	C2-128
C1285798918_C2-128	C1285798918	175287501	1285798918	UT SOUTHW	Dallas	C2 (ACIA Materna	C2-128
C1295736734_C2-128	C1295736734	020976902	1295736734	CHRISTUS ST	MRSA North	C2 (ACIA Materna	C2-128
C1295843787_C2-128	C1295843787	192751901	1295843787	MEMORIAL H	Harris	C2 (ACIA Materna	C2-128
C1316936990_C2-128	C1316936990	138951211	1316936990	UNIVERSITY I	El Paso	C2 (ACIA Materna	C2-128
C1336172105_C2-128	C1336172105	112677302	1336172105	TEXAS HEALTH	Tarrant	C2 (ACIA Materna	C2-128
C1376662296_C2-128	C1376662296	192622201	1376662296	CEDAR PARK	Travis	C2 (ACIA Materna	C2-128
C1396731105_C2-128	C1396731105	094186602	1396731105	DOCTORS HC	Hidalgo	C2 (ACIA Materna	C2-128
C1396778064_C2-128	C1396778064	131036903	1396778064	TEXAS HEALTH	Tarrant	C2 (ACIA Materna	C2-128
C1396779948_C2-128	C1396779948	020908201	1396779948	TEXAS HEALTH	Dallas	C2 (ACIA Materna	C2-128
C1407191984_C2-128	C1407191984	322879301	1407191984	BSA HOSPITA	Lubbock	C2 (ACIA Materna	C2-128
C1407364847_C2-128	C1407364847	388347201	1407364847	TYLER REGIO	MRSA North	C2 (ACIA Materna	C2-128
C1417465824_C2-128	C1417465824	387515501	1417465824	ATHENS HOS	MRSA North	C2 (ACIA Materna	C2-128
C1417471467_C2-128	C1417471467	385345901	1417471467	MEDICAL CIT	Tarrant	C2 (ACIA Materna	C2-128
C1417980202_C2-128	C1417980202	120726804	1417980202	TEXAS HEALTH	Tarrant	C2 (ACIA Materna	C2-128
C1437102639_C2-128	C1437102639	112698903	1437102639	MEDICAL CIT	Dallas	C2 (ACIA Materna	C2-128

C1437171568_C2-128	C1437171568	127319504	1437171568	COVENANT C Lubbock	C2 (ACIA Materna	C2-128
C1447250253_C2-128	C1447250253	139485012	1447250253	BAYLOR UNIV Dallas	C2 (ACIA Materna	C2-128
C1447883301_C2-128	C1447883301	415580601	1447883301	CHRISTUS SA Travis	C2 (ACIA Materna	C2-128
C1467442418_C2-128	C1467442418	137245009	1467442418	NORTHWEST Lubbock	C2 (ACIA Materna	C2-128
C1477516466_C2-128	C1477516466	137249208	1477516466	BAYLOR SCO' MRSA Centra	C2 (ACIA Materna	C2-128
C1477643690_C2-128	C1477643690	139135109	1477643690	TEXAS CHILD Harris	C2 (ACIA Materna	C2-128
C1497871628_C2-128	C1497871628	094219503	1497871628	HOUSTON M Harris	C2 (ACIA Materna	C2-128
C1508810573_C2-128	C1508810573	020973601	1508810573	CORPUS CHR Nueces	C2 (ACIA Materna	C2-128
C1528026267_C2-128	C1528026267	110839103	1528026267	LONGVIEW R MRSA Northe	C2 (ACIA Materna	C2-128
C1528027786_C2-128	C1528027786	135032405	1528027786	METHODIST Dallas	C2 (ACIA Materna	C2-128
C1528064649_C2-128	C1528064649	138644310	1528064649	HENDRICK M MRSA West	C2 (ACIA Materna	C2-128
C1548232044_C2-128	C1548232044	162033801	1548232044	LAREDO MEI Hidalgo	C2 (ACIA Materna	C2-128
C1548291883_C2-128	C1548291883	020982701	1548291883	TEXAS HEALT Dallas	C2 (ACIA Materna	C2-128
C1578780870_C2-128	C1578780870	194106401	1578780870	ASCENSION S Travis	C2 (ACIA Materna	C2-128
C1598744856_C2-128	C1598744856	159156201	1598744856	BAPTIST MEI Bexar	C2 (ACIA Materna	C2-128
C1598750721_C2-128	C1598750721	131038504	1598750721	HUNT REGIO Dallas	C2 (ACIA Materna	C2-128
C1619115383_C2-128	C1619115383	208013701	1619115383	ASCENSION S Travis	C2 (ACIA Materna	C2-128
C1619924719_C2-128	C1619924719	112716902	1619924719	RIO GRANDE Hidalgo	C2 (ACIA Materna	C2-128
C1629021845_C2-128	C1629021845	094216103	1629021845	NORTH AUST Travis	C2 (ACIA Materna	C2-128
C1629089966_C2-128	C1629089966	094119702	1629089966	ADVENTHEAI MRSA Centra	C2 (ACIA Materna	C2-128
C1629138029_C2-128	C1629138029	193399601	1629138029	TEXAS HEALT Dallas	C2 (ACIA Materna	C2-128
C1649223645_C2-128	C1649223645	020957901	1649223645	ROUND ROCI Travis	C2 (ACIA Materna	C2-128
C1659525236_C2-128	C1659525236	204254101	1659525236	METHODIST Bexar	C2 (ACIA Materna	C2-128
C1669472387_C2-128	C1669472387	135036506	1669472387	BAYLOR SCO' Tarrant	C2 (ACIA Materna	C2-128
C1679528889_C2-128	C1679528889	112717702	1679528889	ST. DAVID'S S Travis	C2 (ACIA Materna	C2-128
C1679557888_C2-128	C1679557888	138296208	1679557888	CHRISTUS SO Jefferson	C2 (ACIA Materna	C2-128
C1679578439_C2-128	C1679578439	094108002	1679578439	MOTHER FR/ MRSA Northe	C2 (ACIA Materna	C2-128
C1689628984_C2-128	C1689628984	020943901	1689628984	MEDICAL CIT Dallas	C2 (ACIA Materna	C2-128
C1689629941_C2-128	C1689629941	186221101	1689629941	METHODIST Tarrant	C2 (ACIA Materna	C2-128
C1689641680_C2-128	C1689641680	121775403	1689641680	CHRISTUS SP Nueces	C2 (ACIA Materna	C2-128
C1699726406_C2-128	C1699726406	127311205	1699726406	MEDICAL CIT Dallas	C2 (ACIA Materna	C2-128
C1720033947_C2-128	C1720033947	094160103	1720033947	HEART HOSP Travis	C2 (ACIA Materna	C2-128
C1720088123_C2-128	C1720088123	138411709	1720088123	GUADALUPE Bexar	C2 (ACIA Materna	C2-128
C1740273994_C2-128	C1740273994	135235306	1740273994	MEDICAL CEI MRSA West	C2 (ACIA Materna	C2-128
C1770514077_C2-128	C1770514077	094207002	1770514077	TEXAS HEALT Dallas	C2 (ACIA Materna	C2-128
C1770536120_C2-128	C1770536120	094109802	1770536120	LAS PALMAS El Paso	C2 (ACIA Materna	C2-128
C1770573586_C2-128	C1770573586	094113001	1770573586	SOUTH TEXA Hidalgo	C2 (ACIA Materna	C2-128
C1790174860_C2-128	C1790174860	354018901	1790174860	PRIME HEALT Dallas	C2 (ACIA Materna	C2-128
C1801826839_C2-128	C1801826839	388217701	1801826839	BAYLOR SCO' Dallas	C2 (ACIA Materna	C2-128
C1801852736_C2-128	C1801852736	112711003	1801852736	ODESSA REG MRSA West	C2 (ACIA Materna	C2-128
C1821004151_C2-128	C1821004151	020844903	1821004151	CHILDRENS F Bexar	C2 (ACIA Materna	C2-128
C1821087164_C2-128	C1821087164	137999206	1821087164	UNIVERSITY I Lubbock	C2 (ACIA Materna	C2-128
C1841562709_C2-128	C1841562709	312239201	1841562709	SETON MEDI MRSA Centra	C2 (ACIA Materna	C2-128
C1851343909_C2-128	C1851343909	094118902	1851343909	DETAR HEAL' Nueces	C2 (ACIA Materna	C2-128
C1851390967_C2-128	C1851390967	194997601	1851390967	TEXOMA ME MRSA Northe	C2 (ACIA Materna	C2-128
C1861467573_C2-128	C1861467573	163925401	1861467573	THE MEDICA Jefferson	C2 (ACIA Materna	C2-128
C1861488579_C2-128	C1861488579	135035706	1861488579	KNAPP MEDI Hidalgo	C2 (ACIA Materna	C2-128
C1861690364_C2-128	C1861690364	219336901	1861690364	DALLAS MED Dallas	C2 (ACIA Materna	C2-128
C1871911016_C2-128	C1871911016	350857401	1871911016	MEDICAL CIT Tarrant	C2 (ACIA Materna	C2-128
C1881688976_C2-128	C1881688976	154504801	1881688976	HARLINGEN I Hidalgo	C2 (ACIA Materna	C2-128
C1891882833_C2-128	C1891882833	138962907	1891882833	BAYLOR SCO' MRSA Centra	C2 (ACIA Materna	C2-128
C1902047376_C2-128	C1902047376	217744601	1902047376	TEXAS HEALT Tarrant	C2 (ACIA Materna	C2-128
C1902857766_C2-128	C1902857766	020979302	1902857766	MEDICAL CIT Dallas	C2 (ACIA Materna	C2-128
C1912906298_C2-128	C1912906298	136491104	1912906298	TEXAS VISTA Bexar	C2 (ACIA Materna	C2-128
C1932123247_C2-128	C1932123247	127295703	1932123247	PARKLAND H Dallas	C2 (ACIA Materna	C2-128
C1942294939_C2-128	C1942294939	127267603	1942294939	ST JOSEPH RI MRSA Centra	C2 (ACIA Materna	C2-128
C1992700983_C2-128	C1992700983	121776205	1992700983	BAYLOR SCO' Dallas	C2 (ACIA Materna	C2-128

C1992707228_C2-128	C1992707228	137226005	1992707228	SHANNON M MRSA West	C2 (ACIA Materna	C2-128
C1992753222_C2-128	C1992753222	126675104	1992753222	JPS HEALTH I Tarrant	C2 (ACIA Materna	C2-128

[illegible]

AIM Collaborative Parti Structure	NA	Eligible	Y1R1 Reporting Template	Urban
AIM Collaborative Parti Structure	NA	Eligible	Y1R1 Reporting Template	Urban

Y1R2: 1) As of August 31, 2021, has your organization participated in any of the TexasAIM's Maternal Safety Bundles at the Basic or Plus level?	Y1R2: 2) At which level has your hospital participated?	Y1R2: 3a) Obstetric Hemorrhage Bundle?	Y1R2: 3b) Severe Hypertension Bundle?	Y1R2: 3c) Obstetric Care for Women with Opioid Use Disorder Bundle?	Y1R2: 4) Describe your organization's current or planned participation in TexasAIM.
Yes	TexasAIM Plus	Yes	Yes	No	As a result of participati
No, but planning to by August	(Select)	Yes	Yes	Yes	We currently are imple
Yes	TexasAIM Plus	Yes	Yes	No	United Regional is a Tex
Yes	TexasAIM Plus	Yes	Yes	No	3c is a no as it is not yet
Yes	TexasAIM Plus	Yes	Yes	No	Currently utilizing OB H
Yes	TexasAIM Plus	Yes	Yes	No	We participate in all Te
Yes	TexasAIM Plus	Yes	Yes	No	DHR Health Women's h
Yes	TexasAIM Basic	Yes	Yes	Yes	We participate in the b
Yes	TexasAIM Plus	Yes	Yes	No	At this time, Provider p
Yes	TexasAIM Plus	Yes	Yes	No	BHSET has been partici
Yes	TexasAIM Plus	Yes	Yes	No	As a result of participati
Yes	TexasAIM Plus	Yes	Yes	No	WRMC will continue to
Yes	TexasAIM Basic	Yes	Yes	No	Staff have attendened t
Yes	TexasAIM Plus	Yes	Yes	No	Methodist has been pai
Yes	TexasAIM Plus	Yes	No	No	CHRISTUS Health curre
Yes	TexasAIM Plus	Yes	Yes	No	Provider organization p
Yes	TexasAIM Plus	Yes	Yes	No	We will participate in th
Yes	TexasAIM Plus	Yes	Yes	No	Our policies and algorit
Yes	TexasAIM Plus	Yes	Yes	No	Valley Baptist Medical (
Yes	TexasAIM Plus	Yes	Yes	Yes	Provider organization p
Yes	TexasAIM Plus	Yes	Yes	No	As a result of participati
Yes	TexasAIM Plus	Yes	Yes	No	Hospital is enrolled as T
Yes	TexasAIM Plus	Yes	No	No	CHRISTUS Health curre
Yes	Both, depending on	Yes	Yes	No	We are currently at the
Yes	TexasAIM Basic	Yes	Yes	No	Participating in the coll
Yes	TexasAIM Plus	Yes	Yes	No	As a result of participati
Yes	TexasAIM Plus	Yes	Yes	No	We are currently worki
Yes	TexasAIM Plus	Yes	Yes	No	Our policies and algorit
Yes	Both, depending on	Yes	Yes	No	We plan on continued p
Yes	TexasAIM Plus	Yes	Yes	No	Texas AIM is currently p
Yes	TexasAIM Plus	Yes	Yes	No	Our plan is to continue
Yes	Both, depending on	Yes	Yes	No	Provider's Maternal Pro
Yes	TexasAIM Plus	Yes	Yes	Yes	UT Southwestern has b
Yes	TexasAIM Plus	Yes	No	No	CHRISTUS Health curre
Yes	TexasAIM Plus	Yes	Yes	No	MHHS is currently parti
Yes	TexasAIM Plus	Yes	Yes	No	UMC is currently partic
Yes	TexasAIM Plus	Yes	Yes	No	As a result of participati
Yes	TexasAIM Basic	Yes	Yes	No	CPRMC will continue to
Yes	TexasAIM Plus	Yes	Yes	No	We continue to particip
Yes	TexasAIM Plus	Yes	Yes	No	As a result of participati
Yes	TexasAIM Plus	Yes	Yes	No	As a result of participati
Yes	TexasAIM Basic	Yes	Yes	Yes	Hemorrhage-Screen ev
Yes	TexasAIM Basic	Yes	Yes	Yes	Hemorrhage-Screen ev
Yes	TexasAIM Basic	Yes	Yes	No	We just started the sep
Yes	TexasAIM Basic	Yes	No	No	Medical City Weatherfo
Yes	TexasAIM Plus	Yes	Yes	No	As a result of participati
Yes	TexasAIM Plus	Yes	Yes	No	Our policies and algorit

Yes	TexasAIM Plus	Yes	Yes	No	Participating in bundles
Yes	TexasAIM Plus	Yes	Yes	No	We have participated s
Yes	TexasAIM Plus	Yes	No	No	CHRISTUS Health curre
Yes	TexasAIM Plus	Yes	Yes	No	We participate in webir
Yes	TexasAIM Plus	Yes	Yes	No	Texas AIM is currently p
Yes	Both, depending on	Yes	Yes	No	We have successfully in
Yes	TexasAIM Plus	Yes	Yes	No	We are currently imple
Yes	TexasAIM Plus	Yes	Yes	Yes	Corpus Christi Medical
Yes	TexasAIM Plus	Yes	Yes	No	We collaborate with th
Yes	TexasAIM Plus	Yes	Yes	No	Currently utilizing OB H
No, but planning to by August	(Select)	Yes	Yes	No	We are regular particip
Yes	TexasAIM Plus	Yes	Yes	No	Laredo Medical Center
Yes	TexasAIM Plus	Yes	Yes	No	As a result of participat
Yes	Both, depending on	Yes	Yes	No	Provider organization p
Yes	TexasAIM Plus	Yes	Yes	No	We plan on continuing
Yes	TexasAIM Plus	Yes	Yes	No	Hunt Regional Medical
Yes	TexasAIM Plus	Yes	Yes	No	Provider organization p
Yes	TexasAIM Plus	Yes	Yes	No	Rio will continue to par
Yes	TexasAIM Plus	Yes	Yes	No	Active participation in a
Yes	TexasAIM Plus	Yes	Yes	No	3c is a no as it is not yet
Yes	TexasAIM Basic	Yes	Yes	No	As a result of participat
Yes	TexasAIM Plus	Yes	Yes	No	Currently participating i
Yes	TexasAIM Plus	Yes	Yes	No	Methodist Hospital St
Yes	TexasAIM Plus	Yes	Yes	No	We are currently enteri
Yes	TexasAIM Plus	Yes	Yes	No	St. David's South Austr
Yes	TexasAIM Plus	Yes	No	No	CHRISTUS Health curre
Yes	TexasAIM Plus	Yes	No	No	CHRISTUS Health curre
Yes	TexasAIM Plus	Yes	Yes	No	Our policies and algorit
Yes	TexasAIM Plus	Yes	Yes	No	Currently and since Tex
Yes	TexasAIM Plus	Yes	No	No	CHRISTUS Health curre
Yes	TexasAIM Plus	Yes	Yes	No	Our policies and algorit
Yes	TexasAIM Plus	Yes	Yes	Yes	Active participation in a
Yes	TexasAIM Basic	Yes	Yes	No	We are currently partic
Yes	TexasAIM Plus	Yes	Yes	Yes	We participate in Texas
Yes	TexasAIM Plus	Yes	Yes	No	As a result of participat
Yes	TexasAIM Plus	Yes	Yes	No	Texas Alliance for Innov
Yes	Both, depending on	Yes	Yes	No	South Texas Health Sys
Yes	TexasAIM Plus	Yes	Yes	No	Participating in the coll
Yes	TexasAIM Plus	Yes	Yes	No	Currently participating
Yes	Both, depending on	Yes	Yes	No	ORMC currently partici
Yes	TexasAIM Plus	Yes	No	No	CHRISTUS Health curre
Yes	TexasAIM Plus	Yes	Yes	No	In 2018, University Mec
Yes	TexasAIM Basic	Yes	Yes	No	As an organization we p
Yes	TexasAIM Basic	Yes	Yes	No	Our facility is currently
No, but planning to by August	(Select)	No	No	No	We plan to start with th
Yes	TexasAIM Basic	Yes	Yes	No	We plan to continue to
Yes	TexasAIM Plus	Yes	Yes	No	Participating in the coll
No, and not planning to by Aug	(Select)	(Select)	(Select)	(Select)	
Yes	TexasAIM Plus	Yes	Yes	No	Our policies and algorit
Yes	TexasAIM Plus	Yes	Yes	No	Participating in the coll
Yes	TexasAIM Plus	Yes	Yes	No	We currently attend we
Yes	TexasAIM Plus	Yes	Yes	No	As a result of participat
Yes	TexasAIM Basic	Yes	Yes	No	We are currently partic
Yes	TexasAIM Plus	Yes	Yes	No	Continued participator
Yes	TexasAIM Plus	Yes	Yes	Yes	Parkland Health curren
Yes	Both, depending on	Yes	Yes	Yes	Our organization has pa
Yes	TexasAIM Plus	Yes	Yes	No	Organization participat

Yes	TexasAIM Basic	Yes	Yes	Yes	Shannon is participatin
Yes	TexasAIM Plus	Yes	Yes	Yes	We participate in all Air

Y1R2: 5) Describe why your organization is not planning to participate in TexasAIM.	Y1R2: To what extent are implementation decisions influenced by CHIRP participation?	Y1R2 Data Quality Review Status
	Not influenced	Accepted
	Somewhat influenced	Accepted
	Somewhat influenced	Accepted
	Not influenced	Accepted
	Not influenced	Accepted
	Not influenced	Accepted
	Not influenced	Accepted
	Not influenced	Accepted
	Not influenced	Accepted
	Not influenced	Accepted
	Not influenced	Accepted
	Not influenced	Accepted
	Strongly influenced	Accepted
	Not influenced	Accepted
	Not influenced	Accepted
	Not influenced	Accepted
	Not influenced	Accepted
	Not influenced	Accepted
	Somewhat influenced	Accepted
	Somewhat influenced	Accepted
	Not influenced	Accepted
	Not influenced	Accepted
	Somewhat influenced	Accepted
	Somewhat influenced	Accepted
	Strongly influenced	Accepted
	Not influenced	Accepted
	Not influenced	Accepted
	Not influenced	Accepted
	Somewhat influenced	Accepted
	Strongly influenced	Accepted
	Not influenced	Accepted
	Not influenced	Accepted
	Not influenced	Accepted
	Not influenced	Accepted
	Not influenced	Accepted
	Not influenced	Accepted
	Not influenced	Accepted
	Not influenced	Accepted
	Somewhat influenced	Accepted
	Not influenced	Accepted
	Not influenced	Accepted
	Not influenced	Accepted
	Not influenced	Accepted
	Not influenced	Accepted
	Somewhat influenced	Accepted
	Somewhat influenced	Accepted
	Somewhat influenced	Accepted
	Somewhat influenced	Accepted
	Not influenced	Accepted
	Somewhat influenced	Accepted

	Not influenced	Accepted
	Not influenced	Accepted
	Not influenced	Accepted
	Not influenced	Accepted
	Not influenced	Accepted
	Not influenced	Accepted
	Not influenced	Accepted
	Somewhat influenced	Accepted
	Not influenced	Accepted
	Not influenced	Accepted
	Somewhat influenced	Accepted
	Not influenced	Accepted
	Not influenced	Accepted
	Not influenced	Accepted
	Somewhat influenced	Accepted
	Not influenced	Accepted
	Not influenced	Accepted
	Not influenced	Accepted
	Not influenced	Accepted
	Not influenced	Accepted
	Not influenced	Accepted
	Somewhat influenced	Accepted
	Not influenced	Accepted
	Not influenced	Accepted
	Not influenced	Accepted
	Somewhat influenced	Accepted
	Not influenced	Accepted
	Not influenced	Accepted
	Somewhat influenced	Accepted
	Strongly influenced	Accepted
	Not influenced	Accepted
	Not influenced	Accepted
	Not influenced	Accepted
	Not influenced	Accepted
	Strongly influenced	Accepted
	Not influenced	Accepted
	Not influenced	Accepted
ORMC is a current p	Strongly influenced	Accepted
	Not influenced	Accepted
	Not influenced	Accepted
	Not influenced	Accepted
	Not influenced	Accepted
	Strongly influenced	Accepted
	Somewhat influenced	Accepted
	Not influenced	Accepted
Not Applicable, Dal	Not influenced	Accepted
	Somewhat influenced	Accepted
	Not influenced	Accepted
	Not influenced	Accepted
	Not influenced	Accepted
	Somewhat influenced	Accepted
	Somewhat influenced	Accepted
	Not influenced	Accepted
	Not influenced	Accepted
	Not influenced	Accepted

	Not influenced	Accepted
	Somewhat influenced	Accepted

Data includes reporting though Y1 Corrections period

Unique Measure ID	Provider ID	TPI	NPI	Hospital Name	SDA	Program Component	Measure ID
C1003344334_C2-131	C1003344334	380473401	1003344334	THE HOSPITAL	El Paso	C2 (ACIA	C2-131
C1003883158_C2-131	C1003883158	020967802	1003883158	TEXAS HEALTH	Tarrant	C2 (ACIA	C2-131
C1013957836_C2-131	C1013957836	220351501	1013957836	WILSON N. JOHNSON	MRSA North	C2 (ACIA	C2-131
C1023013448_C2-131	C1023013448	135237906	1023013448	UNITED REGIONAL	MRSA West	C2 (ACIA	C2-131
C1033120423_C2-131	C1033120423	314080801	1033120423	TEXAS HEALTH	Tarrant	C2 (ACIA	C2-131
C1033165501_C2-131	C1033165501	209345201	1033165501	METHODIST	Dallas	C2 (ACIA	C2-131
C1043267701_C2-131	C1043267701	020947001	1043267701	VALLEY REGIONAL	Hidalgo	C2 (ACIA	C2-131
C1053317362_C2-131	C1053317362	160709501	1053317362	DOCTORS HEALTH	Hidalgo	C2 (ACIA	C2-131
C1073043592_C2-131	C1073043592	378943001	1073043592	HCA HOUSTON	Harris	C2 (ACIA	C2-131
C1083112023_C2-131	C1083112023	391575301	1083112023	PIPELINE EAST	Dallas	C2 (ACIA	C2-131
C1093708679_C2-131	C1093708679	111829102	1093708679	ASCENSION FOUNDATION	MRSA Central	C2 (ACIA	C2-131
C1093744187_C2-131	C1093744187	094148602	1093744187	MEMORIAL HOSPITAL	Jefferson	C2 (ACIA	C2-131
C1093810327_C2-131	C1093810327	137265806	1093810327	DELL SETON	Travis	C2 (ACIA	C2-131
C1104845015_C2-131	C1104845015	136326908	1104845015	TEXAS HEALTH	Tarrant	C2 (ACIA	C2-131
C1114903523_C2-131	C1114903523	207311601	1114903523	BRIM HEALTH	MRSA North	C2 (ACIA	C2-131
C1124052162_C2-131	C1124052162	137907508	1124052162	COUNTY OF NUECES	Nueces	C2 (ACIA	C2-131
C1124074273_C2-131	C1124074273	094154402	1124074273	METHODIST	Bexar	C2 (ACIA	C2-131
C1124092036_C2-131	C1124092036	112667403	1124092036	CHRISTUS GOOD SAMARITAN	MRSA North	C2 (ACIA	C2-131
C1124137054_C2-131	C1124137054	158980601	1124137054	ASCENSION SAINT	Travis	C2 (ACIA	C2-131
C1124305065_C2-131	C1124305065	314161601	1124305065	BAYLOR SCOTT & WHITE	Dallas	C2 (ACIA	C2-131
C1134172406_C2-131	C1134172406	020950401	1134172406	MEDICAL CITY	Tarrant	C2 (ACIA	C2-131
C1154612638_C2-131	C1154612638	286326801	1154612638	ASCENSION SAINT	Travis	C2 (ACIA	C2-131
C1154618742_C2-131	C1154618742	292096901	1154618742	VALLEY BAPTIST	Hidalgo	C2 (ACIA	C2-131
C1164526786_C2-131	C1164526786	135225404	1164526786	ASCENSION SAINT	Travis	C2 (ACIA	C2-131
C1174533343_C2-131	C1174533343	130614405	1174533343	TEXAS HEALTH	Tarrant	C2 (ACIA	C2-131
C1184622847_C2-131	C1184622847	127300503	1184622847	CHI ST. LUKE	Harris	C2 (ACIA	C2-131
C1184911877_C2-131	C1184911877	294543801	1184911877	VALLEY BAPTIST	Hidalgo	C2 (ACIA	C2-131
C1194787218_C2-131	C1194787218	020844901	1194787218	CHRISTUS SANTA ANA	Bexar	C2 (ACIA	C2-131
C1205018439_C2-131	C1205018439	020966001	1205018439	BAYLOR SCOTT & WHITE	Dallas	C2 (ACIA	C2-131
C1205833985_C2-131	C1205833985	112679902	1205833985	MISSION REGIONAL	Hidalgo	C2 (ACIA	C2-131
C1215296884_C2-131	C1215296884	316296801	1215296884	TEXAS HEALTH	Tarrant	C2 (ACIA	C2-131
C1215969787_C2-131	C1215969787	133245406	1215969787	THE HOSPITAL	El Paso	C2 (ACIA	C2-131
C1225289499_C2-131	C1225289499	281514401	1225289499	GRACE SURGICAL	Lubbock	C2 (ACIA	C2-131
C1255325817_C2-131	C1255325817	136143806	1255325817	MIDLAND METHODIST	MRSA West	C2 (ACIA	C2-131
C1255384533_C2-131	C1255384533	094192402	1255384533	MEDICAL CITY	Tarrant	C2 (ACIA	C2-131
C1265430177_C2-131	C1265430177	135223905	1265430177	BAYLOR SCOTT & WHITE	Dallas	C2 (ACIA	C2-131
C1265568638_C2-131	C1265568638	190123303	1265568638	BAYLOR SCOTT & WHITE	Travis	C2 (ACIA	C2-131
C1265772362_C2-131	C1265772362	326725404	1265772362	BAYLOR SCOTT & WHITE	MRSA Central	C2 (ACIA	C2-131
C1275592131_C2-131	C1275592131	126679303	1275592131	METHODIST	Dallas	C2 (ACIA	C2-131
C1285798918_C2-131	C1285798918	175287501	1285798918	UT SOUTHWEST	Dallas	C2 (ACIA	C2-131
C1295736734_C2-131	C1295736734	020976902	1295736734	CHRISTUS ST. ANNE	MRSA North	C2 (ACIA	C2-131
C1295843787_C2-131	C1295843787	192751901	1295843787	MEMORIAL HOSPITAL	Harris	C2 (ACIA	C2-131
C1306897277_C2-131	C1306897277	111905902	1306897277	MEDICAL CITY	Tarrant	C2 (ACIA	C2-131
C1316933609_C2-131	C1316933609	174662001	1316933609	TEXAS HEALTH	Dallas	C2 (ACIA	C2-131
C1316936990_C2-131	C1316936990	138951211	1316936990	UNIVERSITY OF TEXAS	El Paso	C2 (ACIA	C2-131
C1336172105_C2-131	C1336172105	112677302	1336172105	TEXAS HEALTH	Tarrant	C2 (ACIA	C2-131

C1346729159_C2-131	C1346729159	395486901	1346729159	BAYLOR SCO' Travis	C2 (ACIA	C2-131
C1396731105_C2-131	C1396731105	094186602	1396731105	DOCTORS HC Hidalgo	C2 (ACIA	C2-131
C1396778064_C2-131	C1396778064	131036903	1396778064	TEXAS HEALT Tarrant	C2 (ACIA	C2-131
C1396779948_C2-131	C1396779948	020908201	1396779948	TEXAS HEALT Dallas	C2 (ACIA	C2-131
C1407169196_C2-131	C1407169196	282322101	1407169196	TEXAS HEALT Tarrant	C2 (ACIA	C2-131
C1407191984_C2-131	C1407191984	322879301	1407191984	BSA HOSPITA Lubbock	C2 (ACIA	C2-131
C1407364847_C2-131	C1407364847	388347201	1407364847	TYLER REGIO MRSA Northe	C2 (ACIA	C2-131
C1407990088_C2-131	C1407990088	281219001	1407990088	ST. LUKE'S P/ Harris	C2 (ACIA	C2-131
C1417465824_C2-131	C1417465824	387515501	1417465824	ATHENS HOS MRSA Northe	C2 (ACIA	C2-131
C1417471467_C2-131	C1417471467	385345901	1417471467	MEDICAL CIT Tarrant	C2 (ACIA	C2-131
C1417980202_C2-131	C1417980202	120726804	1417980202	TEXAS HEALT Tarrant	C2 (ACIA	C2-131
C1427472463_C2-131	C1427472463	343723801	1427472463	RESOLUTE HI Bexar	C2 (ACIA	C2-131
C1437102639_C2-131	C1437102639	112698903	1437102639	MEDICAL CIT Dallas	C2 (ACIA	C2-131
C1447250253_C2-131	C1447250253	139485012	1447250253	BAYLOR UNIV Dallas	C2 (ACIA	C2-131
C1447883301_C2-131	C1447883301	415580601	1447883301	CHRISTUS SA Travis	C2 (ACIA	C2-131
C1457382798_C2-131	C1457382798	094140302	1457382798	TEXAS HEALT Dallas	C2 (ACIA	C2-131
C1467442418_C2-131	C1467442418	137245009	1467442418	NORTHWEST Lubbock	C2 (ACIA	C2-131
C1467453902_C2-131	C1467453902	094353202	1467453902	CHRISTUS ST MRSA Northe	C2 (ACIA	C2-131
C1477516466_C2-131	C1477516466	137249208	1477516466	BAYLOR SCO' MRSA Centra	C2 (ACIA	C2-131
C1497871628_C2-131	C1497871628	094219503	1497871628	HOUSTON M Harris	C2 (ACIA	C2-131
C1508810573_C2-131	C1508810573	020973601	1508810573	CORPUS CHR Nueces	C2 (ACIA	C2-131
C1508899204_C2-131	C1508899204	127304703	1508899204	TEXAS HEALT Tarrant	C2 (ACIA	C2-131
C1518911833_C2-131	C1518911833	094105602	1518911833	MEDICAL CIT Tarrant	C2 (ACIA	C2-131
C1528026267_C2-131	C1528026267	110839103	1528026267	LONGVIEW R MRSA Northe	C2 (ACIA	C2-131
C1528027786_C2-131	C1528027786	135032405	1528027786	METHODIST Dallas	C2 (ACIA	C2-131
C1528064649_C2-131	C1528064649	138644310	1528064649	HENDRICK M MRSA West	C2 (ACIA	C2-131
C1538522412_C2-131	C1538522412	369162801	1538522412	THE HOSPITA El Paso	C2 (ACIA	C2-131
C1548232044_C2-131	C1548232044	162033801	1548232044	LAREDO MEC Hidalgo	C2 (ACIA	C2-131
C1548291883_C2-131	C1548291883	020982701	1548291883	TEXAS HEALT Dallas	C2 (ACIA	C2-131
C1578780870_C2-131	C1578780870	194106401	1578780870	ASCENSION S Travis	C2 (ACIA	C2-131
C1598744856_C2-131	C1598744856	159156201	1598744856	BAPTIST MEC Bexar	C2 (ACIA	C2-131
C1598750721_C2-131	C1598750721	131038504	1598750721	HUNT REGIO Dallas	C2 (ACIA	C2-131
C1609855139_C2-131	C1609855139	151691601	1609855139	BAYLOR SCO' Dallas	C2 (ACIA	C2-131
C1619115383_C2-131	C1619115383	208013701	1619115383	ASCENSION S Travis	C2 (ACIA	C2-131
C1619924719_C2-131	C1619924719	112716902	1619924719	RIO GRANDE Hidalgo	C2 (ACIA	C2-131
C1629021845_C2-131	C1629021845	094216103	1629021845	NORTH AUST Travis	C2 (ACIA	C2-131
C1629064928_C2-131	C1629064928	171461001	1629064928	TEXAS HEALT Tarrant	C2 (ACIA	C2-131
C1629089966_C2-131	C1629089966	094119702	1629089966	ADVENTHEAI MRSA Centra	C2 (ACIA	C2-131
C1629138029_C2-131	C1629138029	193399601	1629138029	TEXAS HEALT Dallas	C2 (ACIA	C2-131
C1649223645_C2-131	C1649223645	020957901	1649223645	ROUND ROCI Travis	C2 (ACIA	C2-131
C1649243353_C2-131	C1649243353	021175701	1649243353	ENCOMPASS MRSA Northe	C2 (ACIA	C2-131
C1649273434_C2-131	C1649273434	171848805	1649273434	BAYLOR SCO' Dallas	C2 (ACIA	C2-131
C1659323772_C2-131	C1659323772	094193202	1659323772	MEDICAL CIT Tarrant	C2 (ACIA	C2-131
C1659352987_C2-131	C1659352987	162965101	1659352987	USMD HOSPI Tarrant	C2 (ACIA	C2-131
C1659525236_C2-131	C1659525236	204254101	1659525236	METHODIST Bexar	C2 (ACIA	C2-131
C1669472387_C2-131	C1669472387	135036506	1669472387	BAYLOR SCO' Tarrant	C2 (ACIA	C2-131
C1669752234_C2-131	C1669752234	309798201	1669752234	BAPTIST NEIC Bexar	C2 (ACIA	C2-131
C1679528889_C2-131	C1679528889	112717702	1679528889	ST. DAVID'S S Travis	C2 (ACIA	C2-131
C1679557888_C2-131	C1679557888	138296208	1679557888	CHRISTUS SO Jefferson	C2 (ACIA	C2-131
C1679578439_C2-131	C1679578439	094108002	1679578439	MOTHER FR/ MRSA Northe	C2 (ACIA	C2-131
C1679903967_C2-131	C1679903967	348928801	1679903967	BAYLOR SCO' Tarrant	C2 (ACIA	C2-131
C1689628984_C2-131	C1689628984	020943901	1689628984	MEDICAL CIT Dallas	C2 (ACIA	C2-131
C1689629941_C2-131	C1689629941	186221101	1689629941	METHODIST Tarrant	C2 (ACIA	C2-131
C1689641680_C2-131	C1689641680	121775403	1689641680	CHRISTUS SP Nueces	C2 (ACIA	C2-131
C1699726406_C2-131	C1699726406	127311205	1699726406	MEDICAL CIT Dallas	C2 (ACIA	C2-131
C1700801909_C2-131	C1700801909	130601104	1700801909	THE HOSPITA El Paso	C2 (ACIA	C2-131
C1700805678_C2-131	C1700805678	121822403	1700805678	ENNIS REGIO Dallas	C2 (ACIA	C2-131

C1720033947_C2-131	C1720033947	094160103	1720033947	HEART HOSP	Travis	C2 (ACIA	C2-131
C1720088123_C2-131	C1720088123	138411709	1720088123	GUADALUPE	Bexar	C2 (ACIA	C2-131
C1740273994_C2-131	C1740273994	135235306	1740273994	MEDICAL CEI	MRSA West	C2 (ACIA	C2-131
C1750499273_C2-131	C1750499273	158977201	1750499273	ASCENSION S	Travis	C2 (ACIA	C2-131
C1770514077_C2-131	C1770514077	094207002	1770514077	TEXAS HEALT	Dallas	C2 (ACIA	C2-131
C1770536120_C2-131	C1770536120	094109802	1770536120	LAS PALMAS	El Paso	C2 (ACIA	C2-131
C1770573586_C2-131	C1770573586	094113001	1770573586	SOUTH TEXA	Hidalgo	C2 (ACIA	C2-131
C1790174860_C2-131	C1790174860	354018901	1790174860	PRIME HEALT	Dallas	C2 (ACIA	C2-131
C1801826839_C2-131	C1801826839	388217701	1801826839	BAYLOR SCO	Dallas	C2 (ACIA	C2-131
C1801852736_C2-131	C1801852736	112711003	1801852736	ODESSA REGI	MRSA West	C2 (ACIA	C2-131
C1821087164_C2-131	C1821087164	137999206	1821087164	UNIVERSITY I	Lubbock	C2 (ACIA	C2-131
C1841562709_C2-131	C1841562709	312239201	1841562709	SETON MEDI	MRSA Centra	C2 (ACIA	C2-131
C1851343909_C2-131	C1851343909	094118902	1851343909	DETAR HEAL	Nueces	C2 (ACIA	C2-131
C1851390967_C2-131	C1851390967	194997601	1851390967	TEXOMA ME	MRSA Northe	C2 (ACIA	C2-131
C1861467573_C2-131	C1861467573	163925401	1861467573	THE MEDICA	Jefferson	C2 (ACIA	C2-131
C1861488579_C2-131	C1861488579	135035706	1861488579	KNAPP MEDI	Hidalgo	C2 (ACIA	C2-131
C1861690364_C2-131	C1861690364	219336901	1861690364	DALLAS MED	Dallas	C2 (ACIA	C2-131
C1871911016_C2-131	C1871911016	350857401	1871911016	MEDICAL CIT	Tarrant	C2 (ACIA	C2-131
C1881688976_C2-131	C1881688976	154504801	1881688976	HARLINGEN I	Hidalgo	C2 (ACIA	C2-131
C1891882833_C2-131	C1891882833	138962907	1891882833	BAYLOR SCO	MRSA Centra	C2 (ACIA	C2-131
C1902047376_C2-131	C1902047376	217744601	1902047376	TEXAS HEALT	Tarrant	C2 (ACIA	C2-131
C1902857766_C2-131	C1902857766	020979302	1902857766	MEDICAL CIT	Dallas	C2 (ACIA	C2-131
C1912906298_C2-131	C1912906298	136491104	1912906298	TEXAS VISTA	Bexar	C2 (ACIA	C2-131
C1912948845_C2-131	C1912948845	165305701	1912948845	PHYSICIANS S	Lubbock	C2 (ACIA	C2-131
C1922001775_C2-131	C1922001775	163219201	1922001775	LUBBOCK HE	Lubbock	C2 (ACIA	C2-131
C1932123247_C2-131	C1932123247	127295703	1932123247	PARKLAND H	Dallas	C2 (ACIA	C2-131
C1942292255_C2-131	C1942292255	162459501	1942292255	BAYLOR SCO	MRSA Northe	C2 (ACIA	C2-131
C1942294939_C2-131	C1942294939	127267603	1942294939	ST JOSEPH R	MRSA Centra	C2 (ACIA	C2-131
C1962504340_C2-131	C1962504340	185556101	1962504340	BAYLOR SCO	Dallas	C2 (ACIA	C2-131
C1972517365_C2-131	C1972517365	408600101	1972517365	COVENANT M	Lubbock	C2 (ACIA	C2-131
C1972709970_C2-131	C1972709970	196829901	1972709970	THE HOSPITA	El Paso	C2 (ACIA	C2-131
C1992700983_C2-131	C1992700983	121776205	1992700983	BAYLOR SCO	Dallas	C2 (ACIA	C2-131
C1992707228_C2-131	C1992707228	137226005	1992707228	SHANNON M	MRSA West	C2 (ACIA	C2-131
C1992753222_C2-131	C1992753222	126675104	1992753222	JPS HEALTH I	Tarrant	C2 (ACIA	C2-131

[illegible]

[illegible]

[illegible]

Y1R2: 1) As of August 31, 2021, does your organization participate in a Hospital Safety Collaborative? A Hospital Safety Learning Collaborative is any conference, workshop, stakeholder forum, stakeholder meeting related to improving hospital safety. It ma	Y1R2: 2) If yes, please type in the name of the Hospital Safety Collaborative. If no, type NA.	Y1R2: 3) Describe why your organization is not planning to participate in a Hospital Safety Collaborative.	Y1R2: To what extent are implementation decisions influenced by CHIRP participation?	Y1R2 Data Quality Review Status
Yes	Del Norte Vertias (DNV)		Not influenced	Accepted
Yes	Texas Health Associati		Not influenced	Accepted
No, but planning to by August 31, 202			Somewhat influenced	Accepted
Yes	Texas Hospital Associa		Not influenced	Accepted
Yes	Leap Frog & NHSN Rep		Not influenced	Accepted
Yes	December 6 – Decemb		Not influenced	Accepted
Yes	GCD Quality University		Not influenced	Accepted
Yes	DHR has contracted w		Not influenced	Accepted
Yes	GCD Quality University		Not influenced	Accepted
No, and not planning to by August 31,	Center of Improvemen	We would be interested in	Somewhat influenced	Accepted
Yes	Ascension Patient Safe		Not influenced	Accepted
Yes	We are part of the Tex		Not influenced	Accepted
Yes	Ascension Patient Safe		Not influenced	Accepted
Yes	Texas Health Associati		Not influenced	Accepted
Yes	WRMC has an ongoing		Strongly influenced	Accepted
Yes	We are a member of T		Not influenced	Accepted
Yes	Members of Methodis		Not influenced	Accepted
Yes	External: Texas Hospit		Not influenced	Accepted
Yes	Ascension Patient Safe		Not influenced	Accepted
Yes	DFW Hospital Council		Not influenced	Accepted
Yes	SAFE TABLE SHARED L		Somewhat influenced	Accepted
Yes	Ascension Patient Safe		Not influenced	Accepted
Yes	Hospital also participa		Not influenced	Accepted
Yes	Ascenson Patient Safe		Not influenced	Accepted
Yes	Texas Health Associati		Not influenced	Accepted
Yes	Premier Inc. QUEST Q		Not influenced	Accepted
Yes	COVID-19 Collaborati		Not influenced	Accepted
Yes	External: Texas Hospit		Not influenced	Accepted
Yes	DFW Hospital Council		Not influenced	Accepted
Yes	HSAG HCQIS Quality a		Not influenced	Accepted
Yes	Texas Health Associati		Not influenced	Accepted
Yes	Sierra Campus Enviror		Not influenced	Accepted
Yes	APIC (Association for P		Not influenced	Accepted
Yes	The hospital's infection		Not influenced	Accepted
Yes	HCA Healthcare Clinica		Somewhat influenced	Accepted
Yes	DFW Hospital Council		Not influenced	Accepted
Yes	DFW Hospital Council		Not influenced	Accepted
Yes	DFW Hospital Council		Not influenced	Accepted
Yes	December 6 – Decemb		Not influenced	Accepted
Yes	The name of the Hosp		Not influenced	Accepted
Yes	External: Texas Hospit		Not influenced	Accepted
Yes	Texas Medical Founda		Not influenced	Accepted
Yes	SAFE TABLE SHARED L		Somewhat influenced	Accepted
Yes	Texas Health Associati		Somewhat influenced	Accepted
Yes	Preparation for Joint C		Somewhat influenced	Accepted
Yes	Texas Health Associati		Not influenced	Accepted

Yes	DFW Hospital Council		Not influenced	Accepted
Yes	Texas Collaborative for		Not influenced	Accepted
Yes	Texas Health Associati		Not influenced	Accepted
Yes	Texas Health Associati		Not influenced	Accepted
Yes	Texas Health Associati		Not influenced	Accepted
Yes	We participate in mult		Not influenced	Accepted
Yes	TMF Health Quality Ins		Not influenced	Accepted
Yes	The Leapfrog Group H		Not influenced	Accepted
Yes	TMF Health Quality Ins		Not influenced	Accepted
Yes	HCA American Group C		Somewhat influenced	Accepted
Yes	Texas Health Associati		Not influenced	Accepted
Yes	APIC Virtual Conferenc		Not influenced	Accepted
Yes	HCA Healthcare Clinica		Somewhat influenced	Accepted
Yes	DFW Hospital Council		Not influenced	Accepted
Yes	External: Texas Hospit		Not influenced	Accepted
Yes	Texas Health Associati		Not influenced	Accepted
No, but planning to by August 31, 202			Not influenced	Accepted
Yes	External: Texas Hospit		Not influenced	Accepted
Yes	DFW Hospital Council		Not influenced	Accepted
Yes	Diane French McGraw		Not influenced	Accepted
Yes	2021 Clinical Excellenc		Not influenced	Accepted
Yes	Texas Health Associati		Not influenced	Accepted
Yes	DFW Hospital Council		Somewhat influenced	Accepted
Yes	Hospital Acquired Con		Not influenced	Accepted
Yes	December 6 – Decemb		Not influenced	Accepted
Yes	We had a team from H		Not influenced	Accepted
Yes	Transmountain Campu		Not influenced	Accepted
Yes	CHS Patient Safety Org		Not influenced	Accepted
Yes	Texas Health Associati		Not influenced	Accepted
Yes	Ascension Patient Safe		Not influenced	Accepted
Yes	APIC Virtual Conferenc		Not influenced	Accepted
Yes	Continuous Service Re		Not influenced	Accepted
Yes	DFW Hospital Council		Not influenced	Accepted
Yes	Ascension Patient Safe		Not influenced	Accepted
Yes	GCD Quality University		Not influenced	Accepted
Yes	Quality University Proj		Strongly influenced	Accepted
Yes	Texas Health Associati		Not influenced	Accepted
Yes	Leap Frog & NHSN Rep		Not influenced	Accepted
Yes	Texas Health Associati		Not influenced	Accepted
Yes	Quality Univeristy Proj		Somewhat influenced	Accepted
Yes	Facilities Management		Not influenced	Accepted
Yes	DFW Hospital Council		Not influenced	Accepted
Yes	DFWHC Foundation Pa		Somewhat influenced	Accepted
Yes	North Central Texas Tr		Somewhat influenced	Accepted
Yes	Members of Methodis		Not influenced	Accepted
Yes	DFW Hospital Council		Not influenced	Accepted
Yes	Del Norte Vertias (DNV		Not influenced	Accepted
Yes	Quality Univeristy Proj		Strongly influenced	Accepted
Yes	External: Texas Hospit		Not influenced	Accepted
Yes	External: Texas Hospit		Not influenced	Accepted
Yes	Del Norte Vertias (DNV		Not influenced	Accepted
Yes	HCA American Group C		Somewhat influenced	Accepted
Yes	December 6 – Decemb		Not influenced	Accepted
Yes	External: Texas Hospit		Not influenced	Accepted
Yes	HCA Healthcare Clinica		Somewhat influenced	Accepted
Yes	Memorial Campus Env		Not influenced	Accepted
Yes	RHP 9 10 & 18 DY10R1		Not influenced	Accepted

Yes	Quality University Proj		Strongly influenced	Accepted
Yes	We participated in Saf		Not influenced	Accepted
Yes	THA (Texas Hospital A		Not influenced	Accepted
Yes	Ascension Patient Safe		Not influenced	Accepted
Yes	Texas Health Associati		Not influenced	Accepted
Yes	Quality Univeristy Proj		Somewhat influenced	Accepted
Yes	American Society for H		Not influenced	Accepted
Yes	HSAG HQIC Quality an		Not influenced	Accepted
Yes	DFW Hospital Council		Not influenced	Accepted
No, but planning to by August 31, 202	Still researching appro	ORMC is planning to partic	Somewhat influenced	Accepted
Yes	UMC Environment of C		Not influenced	Accepted
Yes	Hospital leaders meet		Not influenced	Accepted
No, but planning to by August 31, 202			Not influenced	Accepted
Yes	Leapfrog hospital safe		Somewhat influenced	Accepted
No, but planning to by August 31, 202	NHQ Next Conference		Somewhat influenced	Accepted
Yes	HSAG HQIS Quality an		Not influenced	Accepted
Yes	HSAG HQIC Quality an		Not influenced	Accepted
Yes	HCA American Group C		Somewhat influenced	Accepted
Yes	HSAG QIO Quality and		Not influenced	Accepted
Yes	DFW Hospital Council		Not influenced	Accepted
Yes	Texas Health Associati		Not influenced	Accepted
Yes	SAFE TABLE SHARED L		Somewhat influenced	Accepted
Yes	Kimberly Marwick, RN		Somewhat influenced	Accepted
Yes	We attend our Patient		Not influenced	Accepted
No, and not planning to by August 31,		Several new leaders have	Not influenced	Accepted
Yes	We partner with Cyno		Not influenced	Accepted
Yes	Texas Hospital Associa		Not influenced	Accepted
Yes	Our faciliilty participat		Not influenced	Accepted
Yes	DFW Hospital Council		Not influenced	Accepted
Yes	APIC (Association for P		Not influenced	Accepted
Yes	East Campus Environn		Not influenced	Accepted
Yes	DFW Hospital Council		Not influenced	Accepted
Yes	Webinar – August 11th		Not influenced	Accepted
Yes	Patient Safety Council		Somewhat influenced	Accepted

Data includes reporting though Y1 Corrections period

Unique Measure ID	Provider ID	TPI	NPI	Hospital Name	SDA	Program Component	Measure ID
C1194743013_C2-156	C1194743013	138910807	1194743013	CHILDREN'S I	Dallas	C2 (ACIA	C2-156
C1255708715_C2-156	C1255708715	358963201	1255708715	OUR CHILDRI	Dallas	C2 (ACIA	C2-156
C1437171568_C2-156	C1437171568	127319504	1437171568	COVENANT C	Lubbock	C2 (ACIA	C2-156
C1447355771_C2-156	C1447355771	186599001	1447355771	DELL CHILDR	Travis	C2 (ACIA	C2-156
C1477643690_C2-156	C1477643690	139135109	1477643690	TEXAS CHILD	Harris	C2 (ACIA	C2-156
C1548286172_C2-156	C1548286172	132812205	1548286172	DRISCOLL CH	Nueces	C2 (ACIA	C2-156
C1558659714_C2-156	C1558659714	291854201	1558659714	EL PASO CHIL	El Paso	C2 (ACIA	C2-156
C1720480627_C2-156	C1720480627	354178101	1720480627	CHILDREN'S I	Dallas	C2 (ACIA	C2-156
C1760628184_C2-156	C1760628184	315440301	1760628184	TEXAS SCOTT	Dallas	C2 (ACIA	C2-156
C1821004151_C2-156	C1821004151	020844903	1821004151	CHILDRENS H	Bexar	C2 (ACIA	C2-156
C1891765178_C2-156	C1891765178	021184901	1891765178	COOK CHILDI	Tarrant	C2 (ACIA	C2-156

[illegible]

Y1R2: 1) As of August 31, 2021, does your organization participate in a Pediatric Hospital Safety Collaborative?	Y1R2: 2) Type in the name, location, and date if applicable of the Pediatric Hospital Safety Collaborative.	Y1R2: 3) Describe your organization's current or planned participation in a Pediatric Hospital Safety Collaborative.	Y1R2: 4) Describe why your organization is not planning to participate in a Pediatric Hospital Safety Collaborative.	Y1R2: To what extent are implementation decisions influenced by CHIRP participation?
Yes	June 15-16, 2021, IPSC	Children's Health are mem		Not influenced
Yes	June 15-16, 2021, IPSC	Children's Health are mem		Not influenced
Yes	Solutions for Patient S	Covenant Children's Hospi		Not influenced
Yes	Solutions for Pateint S	Solutions for Patient Safet		Not influenced
Yes	Solutions for Safety (S	Texas Children's Hospital e		Somewhat influenced
Yes	Solutions for Patient S	Attended by: Chantel Robli		Strongly influenced
Yes	Wave 9 Error Proventi	EPCH is part of several org		Not influenced
Yes	June 15-16, 2021 IPSO	Children's Health are mem		Not influenced
Yes	2021 Spring SPS Natio	Submit outcome and proc		Not influenced
Yes	Town Hall: Labor and I	CHRISTUS Perinatal Servic		Not influenced
Yes	Annual Pediatric Hosp	Our organization participa		Somewhat influenced

**Y1R2 Data
Quality Review
Status**

Accepted

Accepted

Accepted

Accepted

Accepted

Accepted

Accepted

Accepted

Accepted

Accepted

Accepted

Data includes reporting though Y1 Corrections period

Unique Measure ID	Provider ID	TPI	NPI	Hospital Name	SDA	Program Component	Measure ID
C1003883158_C2-141	C1003883158	020967802	1003883158	TEXAS HEALTH	Tarrant	C2 (ACIA	C2-141
C1013957836_C2-141	C1013957836	220351501	1013957836	WILSON N. J	MRSA North	C2 (ACIA	C2-141
C1033120423_C2-141	C1033120423	314080801	1033120423	TEXAS HEALTH	Tarrant	C2 (ACIA	C2-141
C1053317362_C2-141	C1053317362	160709501	1053317362	DOCTORS HC	Hidalgo	C2 (ACIA	C2-141
C1093744187_C2-141	C1093744187	094148602	1093744187	MEMORIAL H	Jefferson	C2 (ACIA	C2-141
C1104845015_C2-141	C1104845015	136326908	1104845015	TEXAS HEALTH	Tarrant	C2 (ACIA	C2-141
C1114903523_C2-141	C1114903523	207311601	1114903523	BRIM HEALTH	MRSA North	C2 (ACIA	C2-141
C1124074273_C2-141	C1124074273	094154402	1124074273	METHODIST	Bexar	C2 (ACIA	C2-141
C1124092036_C2-141	C1124092036	112667403	1124092036	CHRISTUS GC	MRSA North	C2 (ACIA	C2-141
C1154618742_C2-141	C1154618742	292096901	1154618742	VALLEY BAPT	Hidalgo	C2 (ACIA	C2-141
C1174533343_C2-141	C1174533343	130614405	1174533343	TEXAS HEALTH	Tarrant	C2 (ACIA	C2-141
C1194743013_C2-141	C1194743013	138910807	1194743013	CHILDREN'S I	Dallas	C2 (ACIA	C2-141
C1194787218_C2-141	C1194787218	020844901	1194787218	CHRISTUS SA	Bexar	C2 (ACIA	C2-141
C1215296884_C2-141	C1215296884	316296801	1215296884	TEXAS HEALTH	Tarrant	C2 (ACIA	C2-141
C1255708715_C2-141	C1255708715	358963201	1255708715	OUR CHILDRE	Dallas	C2 (ACIA	C2-141
C1295736734_C2-141	C1295736734	020976902	1295736734	CHRISTUS ST	MRSA North	C2 (ACIA	C2-141
C1295843787_C2-141	C1295843787	192751901	1295843787	MEMORIAL H	Harris	C2 (ACIA	C2-141
C1316933609_C2-141	C1316933609	174662001	1316933609	TEXAS HEALTH	Dallas	C2 (ACIA	C2-141
C1336172105_C2-141	C1336172105	112677302	1336172105	TEXAS HEALTH	Tarrant	C2 (ACIA	C2-141
C1396778064_C2-141	C1396778064	131036903	1396778064	TEXAS HEALTH	Tarrant	C2 (ACIA	C2-141
C1396779948_C2-141	C1396779948	020908201	1396779948	TEXAS HEALTH	Dallas	C2 (ACIA	C2-141
C1407169196_C2-141	C1407169196	282322101	1407169196	TEXAS HEALTH	Tarrant	C2 (ACIA	C2-141
C1407364847_C2-141	C1407364847	388347201	1407364847	TYLER REGIO	MRSA North	C2 (ACIA	C2-141
C1417465824_C2-141	C1417465824	387515501	1417465824	ATHENS HOS	MRSA North	C2 (ACIA	C2-141
C1417980202_C2-141	C1417980202	120726804	1417980202	TEXAS HEALTH	Tarrant	C2 (ACIA	C2-141
C1437102639_C2-141	C1437102639	112698903	1437102639	MEDICAL CIT	Dallas	C2 (ACIA	C2-141
C1437171568_C2-141	C1437171568	127319504	1437171568	COVENANT C	Lubbock	C2 (ACIA	C2-141
C1447355771_C2-141	C1447355771	186599001	1447355771	DELL CHILDR	Travis	C2 (ACIA	C2-141
C1447883301_C2-141	C1447883301	415580601	1447883301	CHRISTUS SA	Travis	C2 (ACIA	C2-141
C1457382798_C2-141	C1457382798	094140302	1457382798	TEXAS HEALTH	Dallas	C2 (ACIA	C2-141
C1467442418_C2-141	C1467442418	137245009	1467442418	NORTHWEST	Lubbock	C2 (ACIA	C2-141
C1467453902_C2-141	C1467453902	094353202	1467453902	CHRISTUS ST	MRSA North	C2 (ACIA	C2-141
C1477516466_C2-141	C1477516466	137249208	1477516466	BAYLOR SCO	MRSA Centra	C2 (ACIA	C2-141
C1508810573_C2-141	C1508810573	020973601	1508810573	CORPUS CHR	Nueces	C2 (ACIA	C2-141
C1508899204_C2-141	C1508899204	127304703	1508899204	TEXAS HEALTH	Tarrant	C2 (ACIA	C2-141
C1528026267_C2-141	C1528026267	110839103	1528026267	LONGVIEW R	MRSA North	C2 (ACIA	C2-141
C1548291883_C2-141	C1548291883	020982701	1548291883	TEXAS HEALTH	Dallas	C2 (ACIA	C2-141
C1598744856_C2-141	C1598744856	159156201	1598744856	BAPTIST ME	Bexar	C2 (ACIA	C2-141
C1629064928_C2-141	C1629064928	171461001	1629064928	TEXAS HEALTH	Tarrant	C2 (ACIA	C2-141
C1629089966_C2-141	C1629089966	094119702	1629089966	ADVENTHEA	MRSA Centra	C2 (ACIA	C2-141
C1629138029_C2-141	C1629138029	193399601	1629138029	TEXAS HEALTH	Dallas	C2 (ACIA	C2-141
C1679557888_C2-141	C1679557888	138296208	1679557888	CHRISTUS SO	Jefferson	C2 (ACIA	C2-141
C1679578439_C2-141	C1679578439	094108002	1679578439	MOTHER FR	MRSA North	C2 (ACIA	C2-141
C1689641680_C2-141	C1689641680	121775403	1689641680	CHRISTUS SP	Nueces	C2 (ACIA	C2-141
C1720480627_C2-141	C1720480627	354178101	1720480627	CHILDREN'S I	Dallas	C2 (ACIA	C2-141
C1770514077_C2-141	C1770514077	094207002	1770514077	TEXAS HEALTH	Dallas	C2 (ACIA	C2-141
C1770573586_C2-141	C1770573586	094113001	1770573586	SOUTH TEXA	Hidalgo	C2 (ACIA	C2-141

C1821004151_C2-141	C1821004151	020844903	1821004151	CHILDRENS H Bexar	C2 (ACIA	C2-141
C1821087164_C2-141	C1821087164	137999206	1821087164	UNIVERSITY I Lubbock	C2 (ACIA	C2-141
C1851390967_C2-141	C1851390967	194997601	1851390967	TEXOMA ME MRSA North	C2 (ACIA	C2-141
C1861467573_C2-141	C1861467573	163925401	1861467573	THE MEDICA Jefferson	C2 (ACIA	C2-141
C1871898478_C2-141	C1871898478	283280001	1871898478	MAYHILL HO Tarrant	C2 (ACIA	C2-141
C1891765178_C2-141	C1891765178	021184901	1891765178	COOK CHILDI Tarrant	C2 (ACIA	C2-141
C1902047376_C2-141	C1902047376	217744601	1902047376	TEXAS HEALT Tarrant	C2 (ACIA	C2-141
C1912906298_C2-141	C1912906298	136491104	1912906298	TEXAS VISTA Bexar	C2 (ACIA	C2-141
C1932123247_C2-141	C1932123247	127295703	1932123247	PARKLAND H Dallas	C2 (ACIA	C2-141
C1992707228_C2-141	C1992707228	137226005	1992707228	SHANNON M MRSA West	C2 (ACIA	C2-141
C1992753222_C2-141	C1992753222	126675104	1992753222	JPS HEALTH I Tarrant	C2 (ACIA	C2-141

Written transition procedu	Structure	NA	Eligible	Y1R1 Reporting Template	Children's
Written transition procedu	Structure	NA	Eligible	Y1R1 Reporting Template	Urban
Written transition procedu	Structure	NA	Eligible	Y1R1 Reporting Template	Urban
Written transition procedu	Structure	NA	Eligible	Y1R1 Reporting Template	Urban
Written transition procedu	Structure	NA	Eligible	Y1R1 Reporting Template	Urban
Written transition procedu	Structure	NA	Eligible	Y1R1 Reporting Template	Children's
Written transition procedu	Structure	NA	Eligible	Y1R1 Reporting Template	Urban
Written transition procedu	Structure	NA	Eligible	Y1R1 Reporting Template	Urban
Written transition procedu	Structure	NA	Eligible	Y1R1 Reporting Template	Urban
Written transition procedu	Structure	NA	Eligible	Y1R1 Reporting Template	Urban
Written transition procedu	Structure	NA	Eligible	Y1R1 Reporting Template	Urban

Y1R2: 1) As of August 31, 2021, does your organization have written transition procedures for psychiatric patients that include a formal relationship with MCOs to notify them of the admission, transfer, or	Y1R2: 2) As of August 31, 2021, does your organization use an electronic health or medical record (EHR/EMR)?	Y1R2: 3a) Notification via manual process using phone call, fax, or email initiated for each patient prior to transfer or discharge?	Y1R2: 3b) Notification via a direct connection to HIETexas EDEN?
Yes	Yes	Yes	Yes
No, but planning to by August 31, 2022	No, but planning to by August 31, 2022		
Yes	Yes	Yes	No
No, but planning to by August 31, 2022	Yes		
No, but planning to by August 31, 2022	Yes		
Yes	Yes	Yes	Yes
No, and not planning to by August 31, 2022	Yes		
Yes	Yes	No	No
Yes	Yes	Yes	No
Yes	Yes	Yes	No
Yes	Yes	Yes	Yes
No, and not planning to by August 31, 2022	Yes		
Yes	Yes	Yes	No
Yes	Yes	Yes	Yes
No, and not planning to by August 31, 2022	Yes		
Yes	Yes	Yes	No
Yes	Yes	Yes	No
Yes	Yes	Yes	Yes
Yes	Yes	Yes	Yes
Yes	Yes	Yes	Yes
Yes	Yes	Yes	Yes
No, but planning to by August 31, 2022	Yes		
No, but planning to by August 31, 2022	Yes		
Yes	Yes	Yes	Yes
Yes	Yes	No	No
No, and not planning to by August 31, 2022	Yes		
No, and not planning to by August 31, 2022	Yes		
Yes	Yes	Yes	No
Yes	Yes	Yes	Yes
No, but planning to by August 31, 2022	No, and not planning to by August 31, 2022		
Yes	Yes	Yes	No
No, and not planning to by August 31, 2022	Yes		
Yes	Yes	No	No
Yes	Yes	Yes	Yes
No, and not planning to by August 31, 2022	Yes		
Yes	Yes	Yes	Yes
Yes	Yes	No	No
Yes	Yes	Yes	Yes
Yes	Yes	Yes	No
Yes	Yes	Yes	Yes
Yes	Yes	Yes	No
Yes	Yes	Yes	No
Yes	Yes	Yes	No
No, and not planning to by August 31, 2022	Yes		
Yes	Yes	Yes	Yes
No, but planning to by August 31, 2022	Yes	No	No

Yes	Yes	Yes	No
No, and not planning to by Au	Yes		
No, and not planning to by Au	Yes		
No, and not planning to by Au	Yes		
No, but planning to by August	No, and not planning to by August 31, 2022		
No, but planning to by August	Yes		
Yes	Yes	Yes	Yes
Yes	Yes	Yes	No
Yes	Yes	Yes	No
No, and not planning to by Au	Yes		
Yes	Yes	Yes	No

Y1R2: 3c) Notification via one of the following local HIEs: HASA, PHIX, GHH, ICC, and/or RGVHIE?	Y1R2: 3d) Notification via a national HIE network (e.g., eHealth Exchange, Carequality, CommonWell)?	Y1R2: 3e) Notification via an EHR system that incorporates HIE capabilities (e.g., Epic CareEverywhere)?	Y1R2: 4a) Manual notification of patient transfer or discharge?
Yes	Yes	Yes	Yes
			Yes
No	No	No	Yes
			No
			Yes
Yes	Yes	Yes	Yes
			No
Yes	No	No	No
No	No	Yes	Yes
No	No	No	Yes
Yes	Yes	Yes	Yes
			Yes
No	No	Yes	Yes
Yes	Yes	Yes	Yes
			Yes
No	No	Yes	Yes
Yes	No	Yes	Yes
Yes	Yes	Yes	Yes
Yes	Yes	Yes	Yes
Yes	Yes	Yes	Yes
Yes	Yes	Yes	Yes
Yes	Yes	Yes	Yes
			No
			No
Yes	Yes	Yes	Yes
No	No	No	Yes
			No
			No
No	Yes	Yes	Yes
Yes	Yes	Yes	Yes
			No
No	No	Yes	Yes
			No
No	No	No	Yes
Yes	Yes	Yes	Yes
			No
Yes	Yes	Yes	Yes
No	No	No	Yes
Yes	Yes	Yes	Yes
No	No	Yes	Yes
No	No	Yes	Yes
No	No	Yes	Yes
			Yes
Yes	Yes	Yes	Yes
Yes	Yes	No	No

No	Yes	Yes	Yes
			No
			Yes
			No
			No
			Yes
Yes	Yes	Yes	Yes
No	No	Yes	Yes
No	No	No	Yes
			Yes
No	Yes	Yes	Yes

Y1R2: 4b) Admissions, discharges, and transfer (ADT) data via HIE?	Y1R2: 4c) Consolidated clinical document architecture (C-CDA) data via HIE?	Y1R2: 5) Describe current or planned written procedures for MCO notification of psychiatric patient transfer or discharge.	Y1R2: 6) Describe why your organization is not planning to have written transition procedures for MCO notification of psychiatric patient transfer or	Y1R2: To what extent are implementation decisions influenced by CHIRP participation?	Y1R2 Data Quality Review Status
Yes	Yes	Texas Health Entities have		Not influenced	Accepted
Yes	Yes	Psychiatric beds were clos		Somewhat influenced	Accepted
No	Yes	While we participate in HIE		Somewhat influenced	Accepted
No	No	We are planning to provid		Somewhat influenced	Accepted
No	No	Currently, BHSET notificati		Strongly influenced	Accepted
Yes	Yes	Texas Health Resources er		Not influenced	Accepted
No	No		The facility is not curr	Somewhat influenced	Accepted
Yes	Yes	Based on MCO guidelines,		Not influenced	Accepted
No	No	CHRISTUS has a Pre-Access		Somewhat influenced	Accepted
No	No	The current procedure tha		Not influenced	Accepted
Yes	Yes	Texas Health Entities have		Not influenced	Accepted
Yes	Yes		Children's Health is n	Not influenced	Accepted
No	No	CHRISTUS has a Pre-Access		Not influenced	Accepted
Yes	Yes	Texas Health Entities have		Not influenced	Accepted
Yes	Yes		Children's Health is n	Not influenced	Accepted
No	No	CHRISTUS has a Pre-Access		Not influenced	Accepted
Yes	Yes	Memorial Hermann provid		Not influenced	Accepted
Yes	Yes	Texas Health Resources er		Not influenced	Accepted
Yes	Yes	Texas Health Resources er		Not influenced	Accepted
Yes	Yes	Texas Health Entities have		Not influenced	Accepted
Yes	Yes	Texas Health Entities have		Not influenced	Accepted
Yes	Yes	Texas Health Entities have		Not influenced	Accepted
No	No	We share the C-CDA with I		Somewhat influenced	Accepted
No	No	We share the C-CDA with I		Somewhat influenced	Accepted
Yes	Yes	Texas Health Resources er		Not influenced	Accepted
No	No	Currently our notification i		Not influenced	Accepted
No	No		We no longer provide	Not influenced	Accepted
No	Yes		In alignment with nat	Not influenced	Accepted
No	No	CHRISTUS has a Pre-Access		Not influenced	Accepted
Yes	Yes	Texas Health Resources er		Not influenced	Accepted
No	No	Our hospital is currently es		Strongly influenced	Accepted
No	No	CHRISTUS has a Pre-Access		Not influenced	Accepted
No	No		Baylor Scott & White	Not influenced	Accepted
No	No	Based on MCO guidelines,		Not influenced	Accepted
Yes	Yes	Texas Health Entities have		Not influenced	Accepted
No	No		While we do have Me	Not influenced	Accepted
Yes	Yes	Texas Health Entities have		Not influenced	Accepted
No	No	Payor source is identified a		Somewhat influenced	Accepted
Yes	Yes	Texas Health Resources er		Not influenced	Accepted
No	Yes	While we participate in HIE		Somewhat influenced	Accepted
Yes	Yes	Texas Health Resources er		Not influenced	Accepted
No	No	CHRISTUS has a Pre-Access		Not influenced	Accepted
No	No	CHRISTUS has a Pre-Access		Not influenced	Accepted
No	No	CHRISTUS has a Pre-Access		Not influenced	Accepted
Yes	Yes		• Children's Health is i	Not influenced	Accepted
Yes	Yes	Texas Health Resources er		Not influenced	Accepted
Yes	No	South Texas Health System		Strongly influenced	Accepted

No	No	CHRISTUS has a Pre-Access		Not influenced	Accepted
No	No		Its our hope that each	Not influenced	Accepted
No	No		We are currently focu	Strongly influenced	Accepted
Yes	No		Currently there is no	Somewhat influenced	Accepted
No	No	No policy is in place. Occas		Strongly influenced	Accepted
No	No	We currently have separat		Somewhat influenced	Accepted
Yes	Yes	Texas Health Resources en		Not influenced	Accepted
Yes	Yes	Go live for CommonWell is		Somewhat influenced	Accepted
No	No	Transfers/Admissions are l		Not influenced	Accepted
No	No		Currently, Shannon d	Not influenced	Accepted
No	Yes	Each MCO has their own p		Somewhat influenced	Accepted

Data includes reporting though Y1 Corrections period

Unique Measure ID	Provider ID	TPI	NPI	Hospital Name	SDA	Program Component	Measure ID
C1003344334_C2-142	C1003344334	380473401	1003344334	THE HOSPITAL	El Paso	C2 (ACIA	C2-142
C1003883158_C2-142	C1003883158	020967802	1003883158	TEXAS HEALTH	Tarrant	C2 (ACIA	C2-142
C1013957836_C2-142	C1013957836	220351501	1013957836	WILSON N. JOHNSON	MRSA North	C2 (ACIA	C2-142
C1023013448_C2-142	C1023013448	135237906	1023013448	UNITED REGIONAL	MRSA West	C2 (ACIA	C2-142
C1033120423_C2-142	C1033120423	314080801	1033120423	TEXAS HEALTH	Tarrant	C2 (ACIA	C2-142
C1033165501_C2-142	C1033165501	209345201	1033165501	METHODIST	Dallas	C2 (ACIA	C2-142
C1043267701_C2-142	C1043267701	020947001	1043267701	VALLEY REGIONAL	Hidalgo	C2 (ACIA	C2-142
C1053317362_C2-142	C1053317362	160709501	1053317362	DOCTORS HEALTH	Hidalgo	C2 (ACIA	C2-142
C1073043592_C2-142	C1073043592	378943001	1073043592	HCA HOUSTON	Harris	C2 (ACIA	C2-142
C1083112023_C2-142	C1083112023	391575301	1083112023	PIPELINE EAST	Dallas	C2 (ACIA	C2-142
C1093708679_C2-142	C1093708679	111829102	1093708679	ASCENSION FOUNDATION	MRSA Central	C2 (ACIA	C2-142
C1093744187_C2-142	C1093744187	094148602	1093744187	MEMORIAL HOSPITAL	Jefferson	C2 (ACIA	C2-142
C1093810327_C2-142	C1093810327	137265806	1093810327	DELL SETON	Travis	C2 (ACIA	C2-142
C1104845015_C2-142	C1104845015	136326908	1104845015	TEXAS HEALTH	Tarrant	C2 (ACIA	C2-142
C1114903523_C2-142	C1114903523	207311601	1114903523	BRIM HEALTH	MRSA North	C2 (ACIA	C2-142
C1124052162_C2-142	C1124052162	137907508	1124052162	COUNTY OF NUECES	Nueces	C2 (ACIA	C2-142
C1124074273_C2-142	C1124074273	094154402	1124074273	METHODIST	Bexar	C2 (ACIA	C2-142
C1124092036_C2-142	C1124092036	112667403	1124092036	CHRISTUS GOOD SAMARITAN	MRSA North	C2 (ACIA	C2-142
C1124137054_C2-142	C1124137054	158980601	1124137054	ASCENSION SAINT	Travis	C2 (ACIA	C2-142
C1124305065_C2-142	C1124305065	314161601	1124305065	BAYLOR SCOTT & WHITE	Dallas	C2 (ACIA	C2-142
C1134172406_C2-142	C1134172406	020950401	1134172406	MEDICAL CITY	Tarrant	C2 (ACIA	C2-142
C1154618742_C2-142	C1154618742	292096901	1154618742	VALLEY BAPTIST	Hidalgo	C2 (ACIA	C2-142
C1164526786_C2-142	C1164526786	135225404	1164526786	ASCENSION SAINT	Travis	C2 (ACIA	C2-142
C1174533343_C2-142	C1174533343	130614405	1174533343	TEXAS HEALTH	Tarrant	C2 (ACIA	C2-142
C1184622847_C2-142	C1184622847	127300503	1184622847	CHI ST. LUKE	Harris	C2 (ACIA	C2-142
C1184911877_C2-142	C1184911877	294543801	1184911877	VALLEY BAPTIST	Hidalgo	C2 (ACIA	C2-142
C1194787218_C2-142	C1194787218	020844901	1194787218	CHRISTUS SANTA ANA	Bexar	C2 (ACIA	C2-142
C1205018439_C2-142	C1205018439	020966001	1205018439	BAYLOR SCOTT & WHITE	Dallas	C2 (ACIA	C2-142
C1205833985_C2-142	C1205833985	112679902	1205833985	MISSION REGIONAL	Hidalgo	C2 (ACIA	C2-142
C1215296884_C2-142	C1215296884	316296801	1215296884	TEXAS HEALTH	Tarrant	C2 (ACIA	C2-142
C1215969787_C2-142	C1215969787	133245406	1215969787	THE HOSPITAL	El Paso	C2 (ACIA	C2-142
C1225289499_C2-142	C1225289499	281514401	1225289499	GRACE SURGICAL	Lubbock	C2 (ACIA	C2-142
C1255325817_C2-142	C1255325817	136143806	1255325817	MIDLAND MIDLAND	MRSA West	C2 (ACIA	C2-142
C1255384533_C2-142	C1255384533	094192402	1255384533	MEDICAL CITY	Tarrant	C2 (ACIA	C2-142
C1265430177_C2-142	C1265430177	135223905	1265430177	BAYLOR SCOTT & WHITE	Dallas	C2 (ACIA	C2-142
C1265568638_C2-142	C1265568638	190123303	1265568638	BAYLOR SCOTT & WHITE	Travis	C2 (ACIA	C2-142
C1265772362_C2-142	C1265772362	326725404	1265772362	BAYLOR SCOTT & WHITE	MRSA Central	C2 (ACIA	C2-142
C1275592131_C2-142	C1275592131	126679303	1275592131	METHODIST	Dallas	C2 (ACIA	C2-142
C1285798918_C2-142	C1285798918	175287501	1285798918	UT SOUTHWEST	Dallas	C2 (ACIA	C2-142
C1295736734_C2-142	C1295736734	020976902	1295736734	CHRISTUS ST. ANNE	MRSA North	C2 (ACIA	C2-142
C1295843787_C2-142	C1295843787	192751901	1295843787	MEMORIAL HOSPITAL	Harris	C2 (ACIA	C2-142
C1306897277_C2-142	C1306897277	111905902	1306897277	MEDICAL CITY	Tarrant	C2 (ACIA	C2-142
C1316933609_C2-142	C1316933609	174662001	1316933609	TEXAS HEALTH	Dallas	C2 (ACIA	C2-142
C1316936990_C2-142	C1316936990	138951211	1316936990	UNIVERSITY OF TEXAS	El Paso	C2 (ACIA	C2-142
C1336172105_C2-142	C1336172105	112677302	1336172105	TEXAS HEALTH	Tarrant	C2 (ACIA	C2-142
C1346729159_C2-142	C1346729159	395486901	1346729159	BAYLOR SCOTT & WHITE	Travis	C2 (ACIA	C2-142

C1376662296_C2-142	C1376662296	192622201	1376662296	CEDAR PARK	Travis	C2 (ACIA	C2-142
C1386652527_C2-142	C1386652527	094221102	1386652527	CORNERSTOI	Hidalgo	C2 (ACIA	C2-142
C1396731105_C2-142	C1396731105	094186602	1396731105	DOCTORS HC	Hidalgo	C2 (ACIA	C2-142
C1396778064_C2-142	C1396778064	131036903	1396778064	TEXAS HEALT	Tarrant	C2 (ACIA	C2-142
C1396779948_C2-142	C1396779948	020908201	1396779948	TEXAS HEALT	Dallas	C2 (ACIA	C2-142
C1407169196_C2-142	C1407169196	282322101	1407169196	TEXAS HEALT	Tarrant	C2 (ACIA	C2-142
C1407191984_C2-142	C1407191984	322879301	1407191984	BSA HOSPITA	Lubbock	C2 (ACIA	C2-142
C1407364847_C2-142	C1407364847	388347201	1407364847	TYLER REGIO	MRSA Northe	C2 (ACIA	C2-142
C1407990088_C2-142	C1407990088	281219001	1407990088	ST. LUKE'S P/	Harris	C2 (ACIA	C2-142
C1417465824_C2-142	C1417465824	387515501	1417465824	ATHENS HOS	MRSA Northe	C2 (ACIA	C2-142
C1417471467_C2-142	C1417471467	385345901	1417471467	MEDICAL CIT	Tarrant	C2 (ACIA	C2-142
C1417980202_C2-142	C1417980202	120726804	1417980202	TEXAS HEALT	Tarrant	C2 (ACIA	C2-142
C1437102639_C2-142	C1437102639	112698903	1437102639	MEDICAL CIT	Dallas	C2 (ACIA	C2-142
C1447250253_C2-142	C1447250253	139485012	1447250253	BAYLOR UNIV	Dallas	C2 (ACIA	C2-142
C1447883301_C2-142	C1447883301	415580601	1447883301	CHRISTUS SA	Travis	C2 (ACIA	C2-142
C1457382798_C2-142	C1457382798	094140302	1457382798	TEXAS HEALT	Dallas	C2 (ACIA	C2-142
C1467442418_C2-142	C1467442418	137245009	1467442418	NORTHWEST	Lubbock	C2 (ACIA	C2-142
C1467453902_C2-142	C1467453902	094353202	1467453902	CHRISTUS ST	MRSA Northe	C2 (ACIA	C2-142
C1477516466_C2-142	C1477516466	137249208	1477516466	BAYLOR SCO	MRSA Centra	C2 (ACIA	C2-142
C1497871628_C2-142	C1497871628	094219503	1497871628	HOUSTON M	Harris	C2 (ACIA	C2-142
C1508810573_C2-142	C1508810573	020973601	1508810573	CORPUS CHR	Nueces	C2 (ACIA	C2-142
C1508899204_C2-142	C1508899204	127304703	1508899204	TEXAS HEALT	Tarrant	C2 (ACIA	C2-142
C1518911833_C2-142	C1518911833	094105602	1518911833	MEDICAL CIT	Tarrant	C2 (ACIA	C2-142
C1528026267_C2-142	C1528026267	110839103	1528026267	LONGVIEW R	MRSA Northe	C2 (ACIA	C2-142
C1528027786_C2-142	C1528027786	135032405	1528027786	METHODIST	Dallas	C2 (ACIA	C2-142
C1528064649_C2-142	C1528064649	138644310	1528064649	HENDRICK M	MRSA West	C2 (ACIA	C2-142
C1538522412_C2-142	C1538522412	369162801	1538522412	THE HOSPITA	El Paso	C2 (ACIA	C2-142
C1548232044_C2-142	C1548232044	162033801	1548232044	LAREDO MEC	Hidalgo	C2 (ACIA	C2-142
C1548291883_C2-142	C1548291883	020982701	1548291883	TEXAS HEALT	Dallas	C2 (ACIA	C2-142
C1578780870_C2-142	C1578780870	194106401	1578780870	ASCENSION S	Travis	C2 (ACIA	C2-142
C1598744856_C2-142	C1598744856	159156201	1598744856	BAPTIST MEC	Bexar	C2 (ACIA	C2-142
C1598750721_C2-142	C1598750721	131038504	1598750721	HUNT REGIO	Dallas	C2 (ACIA	C2-142
C1609855139_C2-142	C1609855139	151691601	1609855139	BAYLOR SCO	Dallas	C2 (ACIA	C2-142
C1619115383_C2-142	C1619115383	208013701	1619115383	ASCENSION S	Travis	C2 (ACIA	C2-142
C1619924719_C2-142	C1619924719	112716902	1619924719	RIO GRANDE	Hidalgo	C2 (ACIA	C2-142
C1629021845_C2-142	C1629021845	094216103	1629021845	NORTH AUST	Travis	C2 (ACIA	C2-142
C1629064928_C2-142	C1629064928	171461001	1629064928	TEXAS HEALT	Tarrant	C2 (ACIA	C2-142
C1629089966_C2-142	C1629089966	094119702	1629089966	ADVENTHEAI	MRSA Centra	C2 (ACIA	C2-142
C1629138029_C2-142	C1629138029	193399601	1629138029	TEXAS HEALT	Dallas	C2 (ACIA	C2-142
C1649223645_C2-142	C1649223645	020957901	1649223645	ROUND ROCI	Travis	C2 (ACIA	C2-142
C1649273434_C2-142	C1649273434	171848805	1649273434	BAYLOR SCO	Dallas	C2 (ACIA	C2-142
C1659323772_C2-142	C1659323772	094193202	1659323772	MEDICAL CIT	Tarrant	C2 (ACIA	C2-142
C1659525236_C2-142	C1659525236	204254101	1659525236	METHODIST	Bexar	C2 (ACIA	C2-142
C1669472387_C2-142	C1669472387	135036506	1669472387	BAYLOR SCO	Tarrant	C2 (ACIA	C2-142
C1669752234_C2-142	C1669752234	309798201	1669752234	BAPTIST NEIC	Bexar	C2 (ACIA	C2-142
C1679528889_C2-142	C1679528889	112717702	1679528889	ST. DAVID'S S	Travis	C2 (ACIA	C2-142
C1679557888_C2-142	C1679557888	138296208	1679557888	CHRISTUS SO	Jefferson	C2 (ACIA	C2-142
C1679578439_C2-142	C1679578439	094108002	1679578439	MOTHER FR/	MRSA Northe	C2 (ACIA	C2-142
C1679903967_C2-142	C1679903967	348928801	1679903967	BAYLOR SCO	Tarrant	C2 (ACIA	C2-142
C1689628984_C2-142	C1689628984	020943901	1689628984	MEDICAL CIT	Dallas	C2 (ACIA	C2-142
C1689629941_C2-142	C1689629941	186221101	1689629941	METHODIST	Tarrant	C2 (ACIA	C2-142
C1689641680_C2-142	C1689641680	121775403	1689641680	CHRISTUS SP	Nueces	C2 (ACIA	C2-142
C1699726406_C2-142	C1699726406	127311205	1699726406	MEDICAL CIT	Dallas	C2 (ACIA	C2-142
C1700801909_C2-142	C1700801909	130601104	1700801909	THE HOSPITA	El Paso	C2 (ACIA	C2-142
C1700805678_C2-142	C1700805678	121822403	1700805678	ENNIS REGIO	Dallas	C2 (ACIA	C2-142
C1720033947_C2-142	C1720033947	094160103	1720033947	HEART HOSP	Travis	C2 (ACIA	C2-142
C1720088123_C2-142	C1720088123	138411709	1720088123	GUADALUPE	Bexar	C2 (ACIA	C2-142

C1740273994_C2-142	C1740273994	135235306	1740273994	MEDICAL CENTRAL	MRSA West	C2 (ACIA	C2-142
C1770514077_C2-142	C1770514077	094207002	1770514077	TEXAS HEALTH	Dallas	C2 (ACIA	C2-142
C1770536120_C2-142	C1770536120	094109802	1770536120	LAS PALMAS	El Paso	C2 (ACIA	C2-142
C1770573586_C2-142	C1770573586	094113001	1770573586	SOUTH TEXAS	Hidalgo	C2 (ACIA	C2-142
C1801826839_C2-142	C1801826839	388217701	1801826839	BAYLOR SCOTT	Dallas	C2 (ACIA	C2-142
C1801852736_C2-142	C1801852736	112711003	1801852736	ODESSA REGIONAL	MRSA West	C2 (ACIA	C2-142
C1821087164_C2-142	C1821087164	137999206	1821087164	UNIVERSITY OF	Lubbock	C2 (ACIA	C2-142
C1841562709_C2-142	C1841562709	312239201	1841562709	SETON MEDICAL	MRSA Central	C2 (ACIA	C2-142
C1851343909_C2-142	C1851343909	094118902	1851343909	DETAR HEALTH	Nueces	C2 (ACIA	C2-142
C1851390967_C2-142	C1851390967	194997601	1851390967	TEXOMA MEDICAL	MRSA North	C2 (ACIA	C2-142
C1851632616_C2-142	C1851632616	331242301	1851632616	CRESCENT MEDICAL	Dallas	C2 (ACIA	C2-142
C1861467573_C2-142	C1861467573	163925401	1861467573	THE MEDICAL CENTER	Jefferson	C2 (ACIA	C2-142
C1861488579_C2-142	C1861488579	135035706	1861488579	KNAPP MEDICAL	Hidalgo	C2 (ACIA	C2-142
C1861690364_C2-142	C1861690364	219336901	1861690364	DALLAS MEDICAL	Dallas	C2 (ACIA	C2-142
C1871911016_C2-142	C1871911016	350857401	1871911016	MEDICAL CENTER	Tarrant	C2 (ACIA	C2-142
C1881688976_C2-142	C1881688976	154504801	1881688976	HARLINGEN MEDICAL	Hidalgo	C2 (ACIA	C2-142
C1891882833_C2-142	C1891882833	138962907	1891882833	BAYLOR SCOTT & WOODWARD	MRSA Central	C2 (ACIA	C2-142
C1902047376_C2-142	C1902047376	217744601	1902047376	TEXAS HEALTHCARE	Tarrant	C2 (ACIA	C2-142
C1902857766_C2-142	C1902857766	020979302	1902857766	MEDICAL CENTER	Dallas	C2 (ACIA	C2-142
C1912906298_C2-142	C1912906298	136491104	1912906298	TEXAS VISTA	Bexar	C2 (ACIA	C2-142
C1912948845_C2-142	C1912948845	165305701	1912948845	PHYSICIANS SQUARE	Lubbock	C2 (ACIA	C2-142
C1922001775_C2-142	C1922001775	163219201	1922001775	LUBBOCK HEALTHCARE	Lubbock	C2 (ACIA	C2-142
C1932123247_C2-142	C1932123247	127295703	1932123247	PARKLAND HOSPITAL	Dallas	C2 (ACIA	C2-142
C1942292255_C2-142	C1942292255	162459501	1942292255	BAYLOR SCOTT & WOODWARD	MRSA North	C2 (ACIA	C2-142
C1942294939_C2-142	C1942294939	127267603	1942294939	ST JOSEPH REGIONAL	MRSA Central	C2 (ACIA	C2-142
C1962504340_C2-142	C1962504340	185556101	1962504340	BAYLOR SCOTT & WOODWARD	Dallas	C2 (ACIA	C2-142
C1972517365_C2-142	C1972517365	408600101	1972517365	COVENANT MEDICAL	Lubbock	C2 (ACIA	C2-142
C1972709970_C2-142	C1972709970	196829901	1972709970	THE HOSPITAL	El Paso	C2 (ACIA	C2-142
C1992700983_C2-142	C1992700983	121776205	1992700983	BAYLOR SCOTT & WOODWARD	Dallas	C2 (ACIA	C2-142
C1992707228_C2-142	C1992707228	137226005	1992707228	SHANNON MEDICAL	MRSA West	C2 (ACIA	C2-142
C1992753222_C2-142	C1992753222	126675104	1992753222	JPS HEALTHCARE	Tarrant	C2 (ACIA	C2-142

[illegible]

[illegible]

[illegible]

Y1R2: 1) As of August 31, 2021, does your organization have written transition procedures for non-psychiatric patients that include a formal relationship with MCOs to notify them of the admission, transfer, or	Y1R2: 2) As of August 31, 2021, does your organization use an electronic health record (EHR)?	Y1R2: 3a) Notification via manual process using phone call, fax, or email initiated for each patient prior to transfer or discharge?	Y1R2: 3b) Notification via a direct connection to HIETexas EDEN?
Yes	No, and not planning to	Yes	No
Yes	Yes	Yes	Yes
No, but planning to by August 31, 2022	No, but planning to by August 31, 2022		
No, but planning to by August 31, 2022	Yes		
Yes	Yes	Yes	No
Yes	Yes	No	No
Yes	Yes	Yes	No
No, but planning to by August 31, 2022	Yes		
Yes	Yes	Yes	No
No, and not planning to by August 31, 2022	Yes		
No, and not planning to by August 31, 2022	Yes		
No, but planning to by August 31, 2022	Yes		
No, and not planning to by August 31, 2022	Yes		
Yes	Yes	Yes	Yes
Yes	Yes	Yes	No
Yes	Yes	No	Yes
Yes	Yes	No	No
Yes	Yes	Yes	No
No, and not planning to by August 31, 2022	Yes		
No, but planning to by August 31, 2022	Yes		
Yes	Yes	No	No
Yes	Yes	Yes	No
No, and not planning to by August 31, 2022	Yes		
Yes	Yes	Yes	Yes
Yes	Yes	No	Yes
Yes	Yes	Yes	No
Yes	Yes	Yes	No
No, but planning to by August 31, 2022	Yes		
Yes	Yes	Yes	No
Yes	Yes	Yes	Yes
Yes	Yes	Yes	No
Yes	Yes	Yes	No
Yes	Yes	Yes	No
Yes	Yes	No	No
No, but planning to by August 31, 2022	Yes		
No, but planning to by August 31, 2022	Yes		
No, and not planning to by August 31, 2022	Yes		
Yes	Yes	Yes	No
No, and not planning to by August 31, 2022	Yes		
Yes	Yes	Yes	No
Yes	Yes	Yes	No
Yes	Yes	No	No
Yes	Yes	Yes	Yes
No, and not planning to by August 31, 2022	Yes		
Yes	Yes	Yes	Yes
No, but planning to by August 31, 2022	Yes		

No, and not planning to by August	Yes		
No, and not planning to by August	Yes		
Yes	Yes	No	No
Yes	Yes	Yes	Yes
Yes	Yes	Yes	Yes
Yes	Yes	Yes	Yes
Yes	Yes	Yes	No
No, but planning to by August	Yes		
Yes	Yes	Yes	No
No, but planning to by August	Yes		
Yes	Yes	No	No
Yes	Yes	Yes	Yes
Yes	Yes	No	No
No, but planning to by August	Yes		
Yes	Yes	Yes	No
Yes	Yes	Yes	Yes
No, but planning to by August	Yes		
Yes	Yes	No	No
No, but planning to by August	Yes		
Yes	Yes	No	No
Yes	Yes	No	No
Yes	Yes	Yes	Yes
Yes	Yes	No	No
No, and not planning to by August	Yes		
Yes	Yes	No	No
Yes	Yes	Yes	No
Yes	Yes	Yes	No
Yes	Yes	Yes	No
Yes	Yes	Yes	Yes
No, and not planning to by August	Yes		
Yes	Yes	Yes	No
Yes	Yes	Yes	Yes
Yes	Yes	Yes	Yes
Yes	Yes	Yes	No
Yes	Yes	Yes	Yes
Yes	Yes	Yes	Yes
No, but planning to by August	Yes		
Yes	Yes	No	No
Yes	Yes	No	No
No, but planning to by August	Yes		
Yes	No, and not planning to	Yes	No
Yes	Yes	Yes	Yes
Yes	Yes	Yes	No
Yes	Yes	Yes	No
Yes	No, and not planning to	Yes	No
Yes	Yes	No	No
Yes	Yes	No	No
Yes	Yes	Yes	No
Yes	Yes	No	No
Yes	Yes	Yes	No
Yes	Yes	No	No
Yes	Yes	Yes	Yes
Yes	Yes	Yes	Yes

Yes	Yes	Yes	No
Yes	Yes	Yes	Yes
Yes	Yes	Yes	No
Yes	Yes	No	No
No, but planning to by August	Yes		
Yes	Yes	Yes	No
No, and not planning to by August	Yes		
Yes	Yes	Yes	No
No, and not planning to by August	Yes		
Yes	Yes	Yes	No
No, but planning to by August	Yes		
No, and not planning to by August	Yes		
No, but planning to by August	Yes		
Yes	Yes	Yes	No
Yes	Yes	No	No
Yes	Yes	No	No
No, but planning to by August	Yes		
Yes	Yes	Yes	Yes
Yes	Yes	No	No
Yes	Yes	Yes	No
Yes	Yes	Yes	No
No, and not planning to by August	Yes		
Yes	Yes	Yes	No
No, and not planning to by August	Yes		
Yes	Yes	Yes	Yes
No, but planning to by August	Yes		
Yes	Yes	Yes	No
Yes	Yes	Yes	No
No, but planning to by August	Yes		
No, and not planning to by August	Yes		
Yes	Yes	Yes	No

Y1R2: 3c) Notification via one of the following local HIEs: HASA, PHIX, GHH, ICC, and/or RGVHIE?	Y1R2: 3d) Notification via a national HIE network (e.g., eHealth Exchange, Carequality, CommonWell)?	Y1R2: 3e) Notification via an EHR that incorporates HIE capabilities (e.g., Epic CareEverywhere)?	Y1R2: 4a) Manual notification of patient transfer or discharge?
No	No	No	Yes
Yes	Yes	Yes	Yes
			Yes
			No
No	No	No	Yes
No	No	Yes	Yes
No	No	No	Yes
			No
No	No	No	Yes
			No
			Yes
			Yes
			No
Yes	Yes	Yes	Yes
No	Yes	Yes	Yes
Yes	No	No	No
Yes	No	No	No
No	No	Yes	Yes
			No
			Yes
No	No	No	Yes
No	No	No	Yes
			No
Yes	Yes	Yes	Yes
Yes	Yes	Yes	No
No	No	No	Yes
No	No	Yes	Yes
			Yes
No	No	No	Yes
Yes	Yes	Yes	Yes
No	No	No	Yes
No	No	No	Yes
No	Yes	No	Yes
No	No	No	Yes
			Yes
			Yes
			Yes
No	No	Yes	Yes
			Yes
No	No	Yes	Yes
Yes	No	Yes	Yes
No	No	No	Yes
Yes	Yes	Yes	Yes
			Yes
Yes	Yes	Yes	Yes
			Yes

			No
			Yes
Yes	Yes	No	No
Yes	Yes	Yes	Yes
Yes	Yes	Yes	Yes
Yes	Yes	Yes	Yes
No	No	Yes	Yes
			Yes
No	No	No	Yes
			Yes
No	No	No	Yes
Yes	Yes	Yes	Yes
No	No	No	Yes
			Yes
No	No	Yes	Yes
Yes	Yes	Yes	Yes
			No
No	No	Yes	Yes
			Yes
No	No	Yes	Yes
No	No	No	Yes
Yes	Yes	Yes	Yes
No	No	No	Yes
			No
No	No	Yes	Yes
Yes	No	No	Yes
No	No	No	Yes
No	No	No	Yes
Yes	Yes	Yes	Yes
			No
No	No	No	Yes
Yes	No	No	Yes
			Yes
			No
No	No	No	Yes
Yes	Yes	No	Yes
Yes	Yes	Yes	Yes
No	No	No	Yes
Yes	Yes	Yes	Yes
Yes	Yes	No	Yes
			Yes
No	No	No	Yes
Yes	No	No	No
			Yes
No	No	No	Yes
Yes	Yes	No	Yes
No	No	Yes	Yes
No	No	Yes	Yes
No	No	No	Yes
No	No	No	Yes
No	No	Yes	Yes
No	No	Yes	Yes
No	No	No	Yes
No	No	No	Yes
No	No	Yes	Yes
Yes	Yes	No	Yes
No	No	No	No

No	No	No	Yes
Yes	Yes	Yes	Yes
Yes	Yes	No	Yes
Yes	Yes	No	No
			Yes
No	Yes	Yes	Yes
			No
No	No	Yes	Yes
			No
No	Yes	Yes	Yes
			Yes
			No
			No
No	No	No	Yes
No	No	No	Yes
Yes	No	No	No
			Yes
Yes	Yes	Yes	Yes
No	No	No	Yes
No	No	Yes	Yes
No	No	Yes	Yes
			Yes
No	No	No	Yes
			No
Yes	Yes	No	No
			Yes
No	No	No	Yes
No	No	No	Yes
			Yes
			Yes
No	Yes	Yes	Yes

Y1R2: 4b) Admissions, discharges, and transfer (ADT) data via HIE?	Y1R2: 4c) Consolidated Clinical Document Architecture (C-CDA) data via HIE?	Y1R2: 5) Describe current or planned written procedures for MCO notification of non-psychiatric patient transfer or discharge.	Y1R2: 6) Describe why your organization is not planning to have written transition procedures for MCO notification of non-psychiatric patient transfer or	Y1R2: To what extent are implementation decisions influenced by CHIRP participation?	Y1R2 Data Quality Review Status
No	No	Communication on non-ps			Accepted
Yes	Yes	Texas Health Entities have			Accepted
Yes	Yes	Current EMR is being repla			Accepted
No	No	United Regional is connect			Accepted
No	Yes	While we participate in HIE		Not influenced	Accepted
Yes	No	During normal business ho			Accepted
No	No	Notice of Admission for m			Accepted
No	No	We are planning to provid			Accepted
No	No	Notice of Admission for m			Accepted
No	No		Did not receive any information on procedu		Accepted
No	Yes		In alignment with nat	Strongly influenced	Accepted
No	No	Currently, BHSET notificati			Accepted
No	Yes		In alignment with national priorities, Ascens		Accepted
Yes	Yes	Texas Health Resources er			Accepted
Yes	Yes	Upon discharge or transfer			Accepted
Yes	No	Our organization is connect			Accepted
Yes	Yes	Based on MCO guidelines,			Accepted
No	No	Pre-Access INPT notificatio		Not influenced	Accepted
No	Yes		In alignment with nat	Somewhat influenced	Accepted
No	No	We have set up a secure p			Accepted
No	No	Medical City Arlington doe			Accepted
No	No	The centralized Utilization			Accepted
No	Yes		In alignment with national priorities, Ascens		Accepted
Yes	Yes	Texas Health Entities have			Accepted
Yes	Yes	Our facility participates in			Accepted
No	No	The Central Utilization Rev			Accepted
No	No	Pre-Access INPT notificatio			Accepted
No	No	We have set up a secure p			Accepted
No	No	Hospital is working with R			Accepted
Yes	Yes	Texas Health Entities have			Accepted
Yes	No	This process is handled pri			Accepted
No	No	MCO notified telephonical			Accepted
No	No	Utilization Review Nurse: I		Not influenced	Accepted
No	No	Medical City Lewisville doe			Accepted
No	No	We have set up a secure p		Somewhat influenced	Accepted
No	No	We have set up a secure p			Accepted
No	No		We have set up a secure portal for certain M		Accepted
Yes	No	During normal business ho			Accepted
No	No		UT Southwestern's U	Not influenced	Accepted
No	No	Pre-Access INPT notificatio			Accepted
Yes	Yes	Memorial Hermann provic			Accepted
No	No	Medical City Denton does			Accepted
Yes	Yes	Texas Health Resources er		Strongly influenced	Accepted
Yes	No		Currently, the MCO's in our service area are		Accepted
Yes	Yes	Texas Health Resources er			Accepted
No	No	We have set up a secure p			Accepted

No	No		The operational issues required by this mea		Accepted
No	No		Cornerstone Regional Hospital does not par		Accepted
Yes	Yes	MCO notification of non-p			Accepted
Yes	Yes	Texas Health Entities have		Not influenced	Accepted
Yes	Yes	Texas Health Entities have			Accepted
Yes	Yes	Texas Health Entities have		Not influenced	Accepted
Yes	Yes	At this time, certain MCO's		Somewhat influenced	Accepted
No	No	We share the C-CDA with I			Accepted
Yes	No	Our facility participates in		Somewhat influenced	Accepted
No	No	We share the C-CDA with I		Not influenced	Accepted
No	No	Medical City Weatherford'			Accepted
Yes	Yes	Texas Health Resources er			Accepted
No	No	Medical City McKinney doe			Accepted
No	No	We have set up a secure p			Accepted
No	No	Pre-Access INPT notificati		Not influenced	Accepted
Yes	Yes	Texas Health Resources er			Accepted
No	No	Our hospital is currently es		Not influenced	Accepted
No	No	Pre-Access INPT notificati			Accepted
No	No	We have set up a secure p			Accepted
Yes	Yes	Our procedure includes no		Not influenced	Accepted
No	No	Notice of Admission for m		Not influenced	Accepted
Yes	Yes	Texas Health Entities have			Accepted
No	No	Medical City North Hills do			Accepted
No	No		While we do have Me	Not influenced	Accepted
Yes	No	During normal business ho		Not influenced	Accepted
Yes	Yes	Not in written procedure f			Accepted
Yes	No	This process is handled pri			Accepted
No	No	Laredo Medical Center is c			Accepted
Yes	Yes	Texas Health Entities have			Accepted
No	Yes		In alignment with national priorities, Ascens		Accepted
No	No	The Central Utilization Rev			Accepted
Yes	Yes	The written procedures re			Accepted
No	No	We have set up a secure p		Not influenced	Accepted
No	Yes		In alignment with national priorities, Ascens		Accepted
No	No	Notice of Admission for m		Not influenced	Accepted
Yes	No	Notice of admission sent fo		Not influenced	Accepted
Yes	Yes	Texas Health Resources er		Somewhat influenced	Accepted
No	Yes	While we participate in HII		Not influenced	Accepted
Yes	Yes	Texas Health Resources er			Accepted
Yes	No	Notice of admission sent fo			Accepted
No	No	We have set up a secure p			Accepted
No	No	Medical City Fort Worth doe			Accepted
Yes	Yes	Based on MCO guidelines,			Accepted
No	No	We have set up a secure p		Not influenced	Accepted
No	No	Communication on non-ps			Accepted
Yes	No	Notice of admission sent fo		Not influenced	Accepted
No	No	Pre-Access INPT notificati			Accepted
No	No	Pre-Access INPT notificati			Accepted
No	No	Communication on non-ps			Accepted
No	No	Medical City Dallas does no		Not influenced	Accepted
Yes	No	During normal business ho			Accepted
No	No	Pre-Access INPT notificati			Accepted
No	No	Medical City Plano does no			Accepted
Yes	No	This process is handled pri		Not influenced	Accepted
No	No	Current procedures includ			Accepted
Yes	No	Notice of admission sent fo		Somewhat influenced	Accepted
Yes	No	Currently, we are connect			Accepted

No	No	Notifications are sent to p			Accepted
Yes	Yes	Texas Health Resources en		Not influenced	Accepted
Yes	No	Notice of admission sent fr		Not influenced	Accepted
Yes	No	South Texas Health System			Accepted
No	No	We have set up a secure p			Accepted
Yes	Yes	Upon admission communi			Accepted
No	No		Its our hope that each MCO will join an HIE		Accepted
Yes	Yes	At this time, certain MCO's		Not influenced	Accepted
No	No		Upon request from MCO patient data and p		Accepted
Yes	Yes	Currently we use Common		Not influenced	Accepted
No	No	Current reporting is handle		Somewhat influenced	Accepted
Yes	No		Currently there is no written protocol for w		Accepted
No	No	We are in the process of si			Accepted
No	No	Firstly, discharge summary			Accepted
No	No	Medical City Alliance does			Accepted
Yes	No	Hospital notifies the MCOs			Accepted
No	No	We have set up a secure p		Not influenced	Accepted
Yes	Yes	Texas Health Resources en		Not influenced	Accepted
No	No	Medical City Las Colinas de		Somewhat influenced	Accepted
Yes	Yes	Current procedure include		Not influenced	Accepted
Yes	Yes	At this time, certain MCO's		Not influenced	Accepted
No	No		We purchased an application within our HEF		Accepted
No	No	Transfers/Admissions are l			Accepted
No	No		We have a written tra	Not influenced	Accepted
Yes	Yes	Our facility participates in			Accepted
No	No	We have set up a secure p			Accepted
No	No	MCO notified telephonical			Accepted
Yes	No	This process is handled pri			Accepted
No	No	We have set up a secure p		Not influenced	Accepted
No	No		Currently, Shannon does not have written tr		Accepted
No	Yes	Each MCO has their own p			Accepted

**Nursing Facility Claims
Minimum Fee Schedule
SFY 2022**

Each Provider	Total Amount of Directed Payment Each Provider Received	Federal Share of Directed Payment Each Provider Received	How is the state share of the Directed Payment financed (IGT, provider tax, etc)	Does the provider finance the state share for the Directed Payment? If so, how much?	Provider type/Class	Results of each performance Metric Associated with this Directed Payment for Each Provider
1003051855	\$1,783,464	\$1,196,348	General Revenue	No	Nursing Facility	N/A
1003061821	\$3,010,528	\$2,019,462	General Revenue	No	Nursing Facility	N/A
1003147679	\$436,826	\$293,023	General Revenue	No	Nursing Facility	N/A
1003215492	\$3,874,507	\$2,599,019	General Revenue	No	Nursing Facility	N/A
1003240425	\$104,222	\$69,912	General Revenue	No	Nursing Facility	N/A
1003246919	\$4,120,938	\$2,764,326	General Revenue	No	Nursing Facility	N/A
1003276437	\$2,854,861	\$1,915,041	General Revenue	No	Nursing Facility	N/A
1003279928	\$3,114,894	\$2,089,471	General Revenue	No	Nursing Facility	N/A
1003289646	\$3,777,786	\$2,534,139	General Revenue	No	Nursing Facility	N/A
1003339888	\$3,638,124	\$2,440,453	General Revenue	No	Nursing Facility	N/A
1003365099	\$333,190	\$223,504	General Revenue	No	Nursing Facility	N/A
1003371097	\$2,487,359	\$1,668,521	General Revenue	No	Nursing Facility	N/A
1003384587	\$2,636,631	\$1,768,652	General Revenue	No	Nursing Facility	N/A
1003568171	\$1,197,991	\$803,613	General Revenue	No	Nursing Facility	N/A
1003860388	\$2,885,749	\$1,935,761	General Revenue	No	Nursing Facility	N/A
1003993585	\$1,343,041	\$900,912	General Revenue	No	Nursing Facility	N/A
1013200567	\$366,911	\$246,124	General Revenue	No	Nursing Facility	N/A
1013222488	\$1,868,714	\$1,253,534	General Revenue	No	Nursing Facility	N/A
1013265446	\$3,168,151	\$2,125,195	General Revenue	No	Nursing Facility	N/A
1013310861	\$2,309,741	\$1,549,374	General Revenue	No	Nursing Facility	N/A
1013312248	\$2,836,045	\$1,902,419	General Revenue	No	Nursing Facility	N/A

**Nursing Facility Claims
Minimum Fee Schedule
SFY 2022**

1013418797	\$1,966,888	\$1,319,388	General Revenue	No	Nursing Facility	N/A
1013447614	\$109,521	\$73,467	General Revenue	No	Nursing Facility	N/A
1013452689	\$3,244	\$2,176	General Revenue	No	Nursing Facility	N/A
1013519834	\$4,596,082	\$3,083,052	General Revenue	No	Nursing Facility	N/A
1013525567	\$2,261,048	\$1,516,711	General Revenue	No	Nursing Facility	N/A
1013546118	\$348,683	\$233,897	General Revenue	No	Nursing Facility	N/A
1013561505	\$2,948,469	\$1,977,833	General Revenue	No	Nursing Facility	N/A
1013901719	\$2,233,960	\$1,498,541	General Revenue	No	Nursing Facility	N/A
1013946300	\$627,430	\$420,880	General Revenue	No	Nursing Facility	N/A
1023014503	\$3,039,797	\$2,039,096	General Revenue	No	Nursing Facility	N/A
1023099355	\$516,045	\$346,163	General Revenue	No	Nursing Facility	N/A
1023105210	\$128,172	\$85,978	General Revenue	No	Nursing Facility	N/A
1023339900	\$3,630,593	\$2,435,402	General Revenue	No	Nursing Facility	N/A
1023345360	\$445,929	\$299,129	General Revenue	No	Nursing Facility	N/A
1023346343	\$7,851	\$5,266	General Revenue	No	Nursing Facility	N/A
1023370079	\$956,672	\$641,735	General Revenue	No	Nursing Facility	N/A
1023407012	\$5,479,176	\$3,675,431	General Revenue	No	Nursing Facility	N/A
1023443579	\$2,157,225	\$1,447,067	General Revenue	No	Nursing Facility	N/A
1023444072	\$68,406	\$45,886	General Revenue	No	Nursing Facility	N/A
1023455060	\$1,124,943	\$754,612	General Revenue	No	Nursing Facility	N/A
1023576774	\$2,780,258	\$1,864,997	General Revenue	No	Nursing Facility	N/A
1023576865	\$4,493,186	\$3,014,029	General Revenue	No	Nursing Facility	N/A
1023641024	\$2,574,960	\$1,727,283	General Revenue	No	Nursing Facility	N/A
1033114319	\$2,364,844	\$1,586,338	General Revenue	No	Nursing Facility	N/A
1033129887	\$182,268	\$122,265	General Revenue	No	Nursing Facility	N/A
1033153762	\$6,580,321	\$4,414,079	General Revenue	No	Nursing Facility	N/A
1033155700	\$234,286	\$157,159	General Revenue	No	Nursing Facility	N/A
1033167408	\$2,661,921	\$1,785,616	General Revenue	No	Nursing Facility	N/A
1033191127	\$3,380,557	\$2,267,678	General Revenue	No	Nursing Facility	N/A
1033316203	\$1,792,423	\$1,202,357	General Revenue	No	Nursing Facility	N/A
1033397815	\$966,788	\$648,521	General Revenue	No	Nursing Facility	N/A

**Nursing Facility Claims
Minimum Fee Schedule
SFY 2022**

1033407721	\$208,518	\$139,874	General Revenue	No	Nursing Facility	N/A
1033434501	\$1,074,603	\$720,844	General Revenue	No	Nursing Facility	N/A
1033465208	\$430,129	\$288,531	General Revenue	No	Nursing Facility	N/A
1033508387	\$1,199,758	\$804,798	General Revenue	No	Nursing Facility	N/A
1033531843	\$51,185	\$34,335	General Revenue	No	Nursing Facility	N/A
1033570908	\$3,016,362	\$2,023,376	General Revenue	No	Nursing Facility	N/A
1033626924	\$27,837	\$18,673	General Revenue	No	Nursing Facility	N/A
1033654603	\$6,949	\$4,662	General Revenue	No	Nursing Facility	N/A
1033677877	\$4,238,575	\$2,843,236	General Revenue	No	Nursing Facility	N/A
1033784798	\$1,210,011	\$811,675	General Revenue	No	Nursing Facility	N/A
1043214638	\$1,637,977	\$1,098,755	General Revenue	No	Nursing Facility	N/A
1043245483	\$1,370,473	\$919,313	General Revenue	No	Nursing Facility	N/A
1043264682	\$1,431,310	\$960,123	General Revenue	No	Nursing Facility	N/A
1043294689	\$1,244,935	\$835,102	General Revenue	No	Nursing Facility	N/A
1043331101	\$2,714,910	\$1,821,161	General Revenue	No	Nursing Facility	N/A
1043411069	\$165,169	\$110,795	General Revenue	No	Nursing Facility	N/A
1043471956	\$54,453	\$36,527	General Revenue	No	Nursing Facility	N/A
1043607039	\$27,396	\$18,377	General Revenue	No	Nursing Facility	N/A
1043613748	\$2,813,076	\$1,887,011	General Revenue	No	Nursing Facility	N/A
1043660129	\$382,792	\$256,777	General Revenue	No	Nursing Facility	N/A
1043750854	\$3,138,284	\$2,105,161	General Revenue	No	Nursing Facility	N/A
1043756059	\$6,013,743	\$4,034,019	General Revenue	No	Nursing Facility	N/A
1043788268	\$2,241,210	\$1,503,404	General Revenue	No	Nursing Facility	N/A
1043831159	\$1,797,964	\$1,206,074	General Revenue	No	Nursing Facility	N/A
1043878069	\$573,897	\$384,970	General Revenue	No	Nursing Facility	N/A
1043976400	\$752,134	\$504,531	General Revenue	No	Nursing Facility	N/A
1053316331	\$2,074,414	\$1,391,517	General Revenue	No	Nursing Facility	N/A
1053445668	\$218,182	\$146,357	General Revenue	No	Nursing Facility	N/A
1053511980	\$3,506,379	\$2,352,079	General Revenue	No	Nursing Facility	N/A
1053511998	\$4,423,595	\$2,967,348	General Revenue	No	Nursing Facility	N/A
1053556712	\$1,051,008	\$705,016	General Revenue	No	Nursing Facility	N/A

**Nursing Facility Claims
Minimum Fee Schedule
SFY 2022**

1053611988	\$383,058	\$256,955	General Revenue	No	Nursing Facility	N/A
1053624817	\$1,749,344	\$1,173,460	General Revenue	No	Nursing Facility	N/A
1053665612	\$1,548,896	\$1,038,999	General Revenue	No	Nursing Facility	N/A
1053700617	\$4,552,953	\$3,054,121	General Revenue	No	Nursing Facility	N/A
1053783639	\$8,256,474	\$5,538,443	General Revenue	No	Nursing Facility	N/A
1053827170	\$6,474,700	\$4,343,229	General Revenue	No	Nursing Facility	N/A
1053876771	\$631,654	\$423,714	General Revenue	No	Nursing Facility	N/A
1053881326	\$668,129	\$448,181	General Revenue	No	Nursing Facility	N/A
1053956565	\$6,004,274	\$4,027,667	General Revenue	No	Nursing Facility	N/A
1053986612	\$1,694,226	\$1,136,487	General Revenue	No	Nursing Facility	N/A
1063004703	\$1,259,317	\$844,750	General Revenue	No	Nursing Facility	N/A
1063006971	\$1,504,518	\$1,009,230	General Revenue	No	Nursing Facility	N/A
1063021020	\$2,066,923	\$1,386,492	General Revenue	No	Nursing Facility	N/A
1063029031	\$2,400,670	\$1,610,369	General Revenue	No	Nursing Facility	N/A
1063054823	\$3,298,881	\$2,212,890	General Revenue	No	Nursing Facility	N/A
1063069656	\$2,829,393	\$1,897,957	General Revenue	No	Nursing Facility	N/A
1063448439	\$1,114,243	\$747,434	General Revenue	No	Nursing Facility	N/A
1063452373	\$2,588,820	\$1,736,580	General Revenue	No	Nursing Facility	N/A
1063461994	\$4,606,993	\$3,090,371	General Revenue	No	Nursing Facility	N/A
1063483964	\$3,503,889	\$2,350,409	General Revenue	No	Nursing Facility	N/A
1063509248	\$3,065,836	\$2,056,563	General Revenue	No	Nursing Facility	N/A
1063533511	\$2,191,780	\$1,470,246	General Revenue	No	Nursing Facility	N/A
1063584803	\$374,842	\$251,444	General Revenue	No	Nursing Facility	N/A
1063587707	\$201,804	\$135,370	General Revenue	No	Nursing Facility	N/A
1063643054	\$1,256,149	\$842,624	General Revenue	No	Nursing Facility	N/A
1063760361	\$1,288,871	\$864,575	General Revenue	No	Nursing Facility	N/A
1063871382	\$4,257,382	\$2,855,852	General Revenue	No	Nursing Facility	N/A
1063876118	\$1,113	\$747	General Revenue	No	Nursing Facility	N/A
1063911618	\$1,178,550	\$790,571	General Revenue	No	Nursing Facility	N/A
1063935252	\$953,762	\$639,784	General Revenue	No	Nursing Facility	N/A
1073028817	\$99,662	\$66,853	General Revenue	No	Nursing Facility	N/A

**Nursing Facility Claims
Minimum Fee Schedule
SFY 2022**

1073082590	\$3,346,883	\$2,245,089	General Revenue	No	Nursing Facility	N/A
1073092045	\$2,042,830	\$1,370,330	General Revenue	No	Nursing Facility	N/A
1073536041	\$5,658,822	\$3,795,938	General Revenue	No	Nursing Facility	N/A
1073549531	\$3,418,728	\$2,293,283	General Revenue	No	Nursing Facility	N/A
1073587812	\$2,820,048	\$1,891,688	General Revenue	No	Nursing Facility	N/A
1073634366	\$3,256,506	\$2,184,464	General Revenue	No	Nursing Facility	N/A
1073837449	\$4,767,888	\$3,198,299	General Revenue	No	Nursing Facility	N/A
1073849469	\$1,590,634	\$1,066,997	General Revenue	No	Nursing Facility	N/A
1073856233	\$2,050,525	\$1,375,492	General Revenue	No	Nursing Facility	N/A
1073900882	\$2,249,007	\$1,508,634	General Revenue	No	Nursing Facility	N/A
1073902631	\$3,704,709	\$2,485,119	General Revenue	No	Nursing Facility	N/A
1073927018	\$1,200,427	\$805,247	General Revenue	No	Nursing Facility	N/A
1073934949	\$4,096,412	\$2,747,873	General Revenue	No	Nursing Facility	N/A
1073984407	\$2,328,997	\$1,562,291	General Revenue	No	Nursing Facility	N/A
1083002893	\$2,797,463	\$1,876,538	General Revenue	No	Nursing Facility	N/A
1083005938	\$613,408	\$411,474	General Revenue	No	Nursing Facility	N/A
1083021570	\$1,859,095	\$1,247,081	General Revenue	No	Nursing Facility	N/A
1083031991	\$2,286,670	\$1,533,898	General Revenue	No	Nursing Facility	N/A
1083088959	\$141,695	\$95,049	General Revenue	No	Nursing Facility	N/A
1083115042	\$1,276,638	\$856,369	General Revenue	No	Nursing Facility	N/A
1083673818	\$1,279,057	\$857,992	General Revenue	No	Nursing Facility	N/A
1083813588	\$4,370,613	\$2,931,807	General Revenue	No	Nursing Facility	N/A
1083836357	\$1,368,048	\$917,686	General Revenue	No	Nursing Facility	N/A
1083842876	\$6,521,090	\$4,374,347	General Revenue	No	Nursing Facility	N/A
1083897250	\$1,248,217	\$837,304	General Revenue	No	Nursing Facility	N/A
1093002644	\$17,547	\$11,770	General Revenue	No	Nursing Facility	N/A
1093004178	\$377,755	\$253,398	General Revenue	No	Nursing Facility	N/A
1093031775	\$522,821	\$350,708	General Revenue	No	Nursing Facility	N/A
1093131476	\$3,595,527	\$2,411,879	General Revenue	No	Nursing Facility	N/A
1093161085	\$762,127	\$511,235	General Revenue	No	Nursing Facility	N/A
1093176968	\$3,044,514	\$2,042,260	General Revenue	No	Nursing Facility	N/A

**Nursing Facility Claims
Minimum Fee Schedule
SFY 2022**

1093232084	\$2,669,711	\$1,790,842	General Revenue	No	Nursing Facility	N/A
1093264087	\$93,061	\$62,425	General Revenue	No	Nursing Facility	N/A
1093273732	\$3,107,278	\$2,084,362	General Revenue	No	Nursing Facility	N/A
1093765026	\$2,922,907	\$1,960,686	General Revenue	No	Nursing Facility	N/A
1093822033	\$3,503,610	\$2,350,222	General Revenue	No	Nursing Facility	N/A
1104025618	\$944,260	\$633,410	General Revenue	No	Nursing Facility	N/A
1104085422	\$1,744,252	\$1,170,044	General Revenue	No	Nursing Facility	N/A
1104184365	\$1,634,464	\$1,096,398	General Revenue	No	Nursing Facility	N/A
1104216316	\$2,220,509	\$1,489,518	General Revenue	No	Nursing Facility	N/A
1104221894	\$1,059,416	\$710,656	General Revenue	No	Nursing Facility	N/A
1104233592	\$1,657,901	\$1,112,120	General Revenue	No	Nursing Facility	N/A
1104269448	\$3,702,673	\$2,483,753	General Revenue	No	Nursing Facility	N/A
1104319367	\$1,989,400	\$1,334,489	General Revenue	No	Nursing Facility	N/A
1104408301	\$2,174,648	\$1,458,754	General Revenue	No	Nursing Facility	N/A
1104461516	\$3,486,096	\$2,338,473	General Revenue	No	Nursing Facility	N/A
1104470293	\$4,298,223	\$2,883,248	General Revenue	No	Nursing Facility	N/A
1104848035	\$1,856,760	\$1,245,515	General Revenue	No	Nursing Facility	N/A
1104852540	\$574,825	\$385,593	General Revenue	No	Nursing Facility	N/A
1104870435	\$1,491,043	\$1,000,192	General Revenue	No	Nursing Facility	N/A
1104947647	\$3,725,613	\$2,499,141	General Revenue	No	Nursing Facility	N/A
1104947811	\$3,087,242	\$2,070,922	General Revenue	No	Nursing Facility	N/A
1114001435	\$11,726	\$7,866	General Revenue	No	Nursing Facility	N/A
1114008331	\$685,453	\$459,802	General Revenue	No	Nursing Facility	N/A
1114029949	\$2,246,218	\$1,506,763	General Revenue	No	Nursing Facility	N/A
1114048683	\$4,633,447	\$3,108,116	General Revenue	No	Nursing Facility	N/A
1114056249	\$515,720	\$345,945	General Revenue	No	Nursing Facility	N/A
1114126612	\$3,362,141	\$2,255,324	General Revenue	No	Nursing Facility	N/A
1114200805	\$2,024,982	\$1,358,358	General Revenue	No	Nursing Facility	N/A
1114205408	\$491,048	\$329,395	General Revenue	No	Nursing Facility	N/A
1114216868	\$56,438	\$37,859	General Revenue	No	Nursing Facility	N/A
1114283447	\$1,697,685	\$1,138,807	General Revenue	No	Nursing Facility	N/A

**Nursing Facility Claims
Minimum Fee Schedule
SFY 2022**

1114326436	\$3,202,203	\$2,148,038	General Revenue	No	Nursing Facility	N/A
1114336328	\$6,869	\$4,608	General Revenue	No	Nursing Facility	N/A
1114388089	\$2,944,422	\$1,975,118	General Revenue	No	Nursing Facility	N/A
1114453453	\$280,789	\$188,353	General Revenue	No	Nursing Facility	N/A
1114483245	\$3,438,708	\$2,306,685	General Revenue	No	Nursing Facility	N/A
1114492360	\$62,916	\$42,204	General Revenue	No	Nursing Facility	N/A
1114502127	\$1,405,763	\$942,986	General Revenue	No	Nursing Facility	N/A
1114985900	\$2,701,662	\$1,812,275	General Revenue	No	Nursing Facility	N/A
1124038690	\$1,704,380	\$1,143,298	General Revenue	No	Nursing Facility	N/A
1124061304	\$2,945,962	\$1,976,151	General Revenue	No	Nursing Facility	N/A
1124070511	\$2,780,117	\$1,864,902	General Revenue	No	Nursing Facility	N/A
1124087663	\$1,561,721	\$1,047,603	General Revenue	No	Nursing Facility	N/A
1124228317	\$19,678	\$13,200	General Revenue	No	Nursing Facility	N/A
1124241955	\$1,352,309	\$907,129	General Revenue	No	Nursing Facility	N/A
1124265541	\$1,565,468	\$1,050,116	General Revenue	No	Nursing Facility	N/A
1124306915	\$276,249	\$185,308	General Revenue	No	Nursing Facility	N/A
1124352901	\$4,661,261	\$3,126,774	General Revenue	No	Nursing Facility	N/A
1124385281	\$677,957	\$454,774	General Revenue	No	Nursing Facility	N/A
1124405253	\$26,833	\$17,999	General Revenue	No	Nursing Facility	N/A
1124471388	\$12,241	\$8,211	General Revenue	No	Nursing Facility	N/A
1124495486	\$2,951,243	\$1,979,694	General Revenue	No	Nursing Facility	N/A
1124561055	\$29,733	\$19,945	General Revenue	No	Nursing Facility	N/A
1124658455	\$3,761,491	\$2,523,208	General Revenue	No	Nursing Facility	N/A
1124662432	\$224,983	\$150,918	General Revenue	No	Nursing Facility	N/A
1124697933	\$213,141	\$142,975	General Revenue	No	Nursing Facility	N/A
1134101553	\$4,007,056	\$2,687,933	General Revenue	No	Nursing Facility	N/A
1134113947	\$1,658,486	\$1,112,513	General Revenue	No	Nursing Facility	N/A
1134157209	\$694,778	\$466,057	General Revenue	No	Nursing Facility	N/A
1134205958	\$731,077	\$490,407	General Revenue	No	Nursing Facility	N/A
1134231707	\$20,324	\$13,633	General Revenue	No	Nursing Facility	N/A
1134240427	\$1,994,253	\$1,337,745	General Revenue	No	Nursing Facility	N/A

**Nursing Facility Claims
Minimum Fee Schedule
SFY 2022**

1134247455	\$183,144	\$122,853	General Revenue	No	Nursing Facility	N/A
1134272859	\$1,857,551	\$1,246,045	General Revenue	No	Nursing Facility	N/A
1134320153	\$1,091,958	\$732,485	General Revenue	No	Nursing Facility	N/A
1134501869	\$2,104,521	\$1,411,712	General Revenue	No	Nursing Facility	N/A
1134517311	\$2,860,729	\$1,918,977	General Revenue	No	Nursing Facility	N/A
1134543010	\$1,863,812	\$1,250,245	General Revenue	No	Nursing Facility	N/A
1134546096	\$4,009,834	\$2,689,796	General Revenue	No	Nursing Facility	N/A
1134546641	\$44,812	\$30,060	General Revenue	No	Nursing Facility	N/A
1134580533	\$1,985,651	\$1,331,975	General Revenue	No	Nursing Facility	N/A
1134616105	\$29,373	\$19,703	General Revenue	No	Nursing Facility	N/A
1134665516	\$2,457,060	\$1,648,196	General Revenue	No	Nursing Facility	N/A
1134794795	\$2,158,616	\$1,448,000	General Revenue	No	Nursing Facility	N/A
1144226341	\$1,992,141	\$1,336,328	General Revenue	No	Nursing Facility	N/A
1144226499	\$485,636	\$325,764	General Revenue	No	Nursing Facility	N/A
1144228859	\$221,215	\$148,391	General Revenue	No	Nursing Facility	N/A
1144395195	\$81,607	\$54,742	General Revenue	No	Nursing Facility	N/A
1144525700	\$2,606,225	\$1,748,256	General Revenue	No	Nursing Facility	N/A
1144607334	\$2,743,198	\$1,840,137	General Revenue	No	Nursing Facility	N/A
1144619701	\$5,321,889	\$3,569,923	General Revenue	No	Nursing Facility	N/A
1144641234	\$4,656,451	\$3,123,547	General Revenue	No	Nursing Facility	N/A
1144662990	\$3,804,506	\$2,552,063	General Revenue	No	Nursing Facility	N/A
1144680471	\$3,364,621	\$2,256,988	General Revenue	No	Nursing Facility	N/A
1144769563	\$3,356,692	\$2,251,669	General Revenue	No	Nursing Facility	N/A
1144771494	\$2,063,225	\$1,384,012	General Revenue	No	Nursing Facility	N/A
1144786823	\$3,452,739	\$2,316,097	General Revenue	No	Nursing Facility	N/A
1144821182	\$2,204,988	\$1,479,106	General Revenue	No	Nursing Facility	N/A
1144878125	\$2,692,591	\$1,806,190	General Revenue	No	Nursing Facility	N/A
1144983834	\$3,939,646	\$2,642,714	General Revenue	No	Nursing Facility	N/A
1154088474	\$850,181	\$570,302	General Revenue	No	Nursing Facility	N/A
1154319853	\$2,108,690	\$1,414,509	General Revenue	No	Nursing Facility	N/A
1154385425	\$3,293,447	\$2,209,245	General Revenue	No	Nursing Facility	N/A

**Nursing Facility Claims
Minimum Fee Schedule
SFY 2022**

1154442143	\$2,206,574	\$1,480,170	General Revenue	No	Nursing Facility	N/A
1154546836	\$5,804,391	\$3,893,586	General Revenue	No	Nursing Facility	N/A
1154607661	\$2,392,317	\$1,604,767	General Revenue	No	Nursing Facility	N/A
1154608461	\$3,592,518	\$2,409,861	General Revenue	No	Nursing Facility	N/A
1154648459	\$2,055,182	\$1,378,616	General Revenue	No	Nursing Facility	N/A
1154657583	\$4,068,304	\$2,729,018	General Revenue	No	Nursing Facility	N/A
1154812089	\$2,006,581	\$1,346,015	General Revenue	No	Nursing Facility	N/A
1154850329	\$3,437,777	\$2,306,061	General Revenue	No	Nursing Facility	N/A
1154878676	\$31,180	\$20,915	General Revenue	No	Nursing Facility	N/A
1154921112	\$1,373,081	\$921,062	General Revenue	No	Nursing Facility	N/A
1154962074	\$2,107,629	\$1,413,797	General Revenue	No	Nursing Facility	N/A
1164021002	\$1,839,647	\$1,234,035	General Revenue	No	Nursing Facility	N/A
1164021689	\$1,363,530	\$914,656	General Revenue	No	Nursing Facility	N/A
1164404091	\$4,432,856	\$2,973,560	General Revenue	No	Nursing Facility	N/A
1164428934	\$165,710	\$111,158	General Revenue	No	Nursing Facility	N/A
1164439931	\$1,820,850	\$1,221,426	General Revenue	No	Nursing Facility	N/A
1164466397	\$8,006,930	\$5,371,048	General Revenue	No	Nursing Facility	N/A
1164493805	\$986,261	\$661,584	General Revenue	No	Nursing Facility	N/A
1164646287	\$124,933	\$83,805	General Revenue	No	Nursing Facility	N/A
1164724993	\$396,396	\$265,903	General Revenue	No	Nursing Facility	N/A
1164810925	\$1,536,741	\$1,030,846	General Revenue	No	Nursing Facility	N/A
1164856803	\$681,163	\$456,924	General Revenue	No	Nursing Facility	N/A
1164926275	\$3,956,273	\$2,653,868	General Revenue	No	Nursing Facility	N/A
1164929832	\$1,885,253	\$1,264,628	General Revenue	No	Nursing Facility	N/A
1174050462	\$203,538	\$136,534	General Revenue	No	Nursing Facility	N/A
1174109938	\$2,444,320	\$1,639,650	General Revenue	No	Nursing Facility	N/A
1174111447	\$2,605,820	\$1,747,984	General Revenue	No	Nursing Facility	N/A
1174114433	\$675,026	\$452,808	General Revenue	No	Nursing Facility	N/A
1174153860	\$3,232,318	\$2,168,239	General Revenue	No	Nursing Facility	N/A
1174156673	\$2,788,121	\$1,870,271	General Revenue	No	Nursing Facility	N/A
1174504708	\$931,044	\$624,544	General Revenue	No	Nursing Facility	N/A

**Nursing Facility Claims
Minimum Fee Schedule
SFY 2022**

1174522494	\$2,406	\$1,614	General Revenue	No	Nursing Facility	N/A
1174539910	\$1,117,081	\$749,338	General Revenue	No	Nursing Facility	N/A
1174574958	\$2,309,023	\$1,548,892	General Revenue	No	Nursing Facility	N/A
1174705917	\$1,409,283	\$945,347	General Revenue	No	Nursing Facility	N/A
1174729750	\$2,055,152	\$1,378,596	General Revenue	No	Nursing Facility	N/A
1174817076	\$78,784	\$52,849	General Revenue	No	Nursing Facility	N/A
1174854236	\$3,860,332	\$2,589,511	General Revenue	No	Nursing Facility	N/A
1174897839	\$342,371	\$229,662	General Revenue	No	Nursing Facility	N/A
1174911986	\$2,029,990	\$1,361,717	General Revenue	No	Nursing Facility	N/A
1174957732	\$355,879	\$238,724	General Revenue	No	Nursing Facility	N/A
1174969240	\$82,455	\$55,311	General Revenue	No	Nursing Facility	N/A
1174992994	\$274,900	\$184,403	General Revenue	No	Nursing Facility	N/A
1184208357	\$1,552,273	\$1,041,265	General Revenue	No	Nursing Facility	N/A
1184293904	\$1,617,100	\$1,084,750	General Revenue	No	Nursing Facility	N/A
1184657199	\$3,501	\$2,348	General Revenue	No	Nursing Facility	N/A
1184738080	\$45,533	\$30,543	General Revenue	No	Nursing Facility	N/A
1184782773	\$3,652,741	\$2,450,259	General Revenue	No	Nursing Facility	N/A
1184908774	\$47,929	\$32,151	General Revenue	No	Nursing Facility	N/A
1184995037	\$3,230,573	\$2,167,069	General Revenue	No	Nursing Facility	N/A
1194012740	\$395,413	\$265,243	General Revenue	No	Nursing Facility	N/A
1194051573	\$527,842	\$354,076	General Revenue	No	Nursing Facility	N/A
1194104190	\$3,544,048	\$2,377,347	General Revenue	No	Nursing Facility	N/A
1194123901	\$3,846,055	\$2,579,934	General Revenue	No	Nursing Facility	N/A
1194142042	\$4,187,273	\$2,808,823	General Revenue	No	Nursing Facility	N/A
1194166132	\$1,430,057	\$959,282	General Revenue	No	Nursing Facility	N/A
1194198366	\$3,233,885	\$2,169,290	General Revenue	No	Nursing Facility	N/A
1194237404	\$2,568,692	\$1,723,079	General Revenue	No	Nursing Facility	N/A
1194251371	\$92,759	\$62,223	General Revenue	No	Nursing Facility	N/A
1194324079	\$2,201,998	\$1,477,100	General Revenue	No	Nursing Facility	N/A
1194324368	\$2,617,530	\$1,755,839	General Revenue	No	Nursing Facility	N/A
1194369546	\$2,797,908	\$1,876,836	General Revenue	No	Nursing Facility	N/A

**Nursing Facility Claims
Minimum Fee Schedule
SFY 2022**

1194390757	\$3,873,133	\$2,598,097	General Revenue	No	Nursing Facility	N/A
1194713941	\$2,159,073	\$1,448,306	General Revenue	No	Nursing Facility	N/A
1194720839	\$861,211	\$577,700	General Revenue	No	Nursing Facility	N/A
1194726083	\$218,606	\$146,641	General Revenue	No	Nursing Facility	N/A
1194728220	\$1,945,922	\$1,305,325	General Revenue	No	Nursing Facility	N/A
1194755876	\$1,393,548	\$934,792	General Revenue	No	Nursing Facility	N/A
1194815308	\$458,891	\$307,824	General Revenue	No	Nursing Facility	N/A
1194852251	\$160,483	\$107,652	General Revenue	No	Nursing Facility	N/A
1205017472	\$1,543,714	\$1,035,523	General Revenue	No	Nursing Facility	N/A
1205162534	\$3,476,098	\$2,331,767	General Revenue	No	Nursing Facility	N/A
1205235520	\$1,511,664	\$1,014,024	General Revenue	No	Nursing Facility	N/A
1205239266	\$1,262,839	\$847,112	General Revenue	No	Nursing Facility	N/A
1205387917	\$228,219	\$153,089	General Revenue	No	Nursing Facility	N/A
1205435245	\$3,411,111	\$2,288,173	General Revenue	No	Nursing Facility	N/A
1205471711	\$4,550,218	\$3,052,286	General Revenue	No	Nursing Facility	N/A
1205478286	\$11,944,347	\$8,012,268	General Revenue	No	Nursing Facility	N/A
1205833340	\$213,220	\$143,028	General Revenue	No	Nursing Facility	N/A
1205841160	\$1,688,253	\$1,132,480	General Revenue	No	Nursing Facility	N/A
1205894185	\$5,405,973	\$3,626,327	General Revenue	No	Nursing Facility	N/A
1205939816	\$1,135,520	\$761,707	General Revenue	No	Nursing Facility	N/A
1205945391	\$4,102,784	\$2,752,147	General Revenue	No	Nursing Facility	N/A
1205957503	\$2,536,142	\$1,701,244	General Revenue	No	Nursing Facility	N/A
1215156021	\$332,453	\$223,009	General Revenue	No	Nursing Facility	N/A
1215206826	\$2,616,460	\$1,755,121	General Revenue	No	Nursing Facility	N/A
1215252788	\$379,675	\$254,686	General Revenue	No	Nursing Facility	N/A
1215286547	\$50,384	\$33,797	General Revenue	No	Nursing Facility	N/A
1215342316	\$2,385,376	\$1,600,110	General Revenue	No	Nursing Facility	N/A
1215404330	\$2,995,562	\$2,009,423	General Revenue	No	Nursing Facility	N/A
1215460332	\$3,110,666	\$2,086,635	General Revenue	No	Nursing Facility	N/A
1215483037	\$2,024,315	\$1,357,910	General Revenue	No	Nursing Facility	N/A
1215487475	\$117,600	\$78,886	General Revenue	No	Nursing Facility	N/A

**Nursing Facility Claims
Minimum Fee Schedule
SFY 2022**

1215495965	\$3,159,603	\$2,119,462	General Revenue	No	Nursing Facility	N/A
1215925920	\$3,955,722	\$2,653,498	General Revenue	No	Nursing Facility	N/A
1215977582	\$4,033,129	\$2,705,423	General Revenue	No	Nursing Facility	N/A
1225022908	\$3,338,265	\$2,239,308	General Revenue	No	Nursing Facility	N/A
1225029135	\$21,377	\$14,340	General Revenue	No	Nursing Facility	N/A
1225159809	\$2,871,199	\$1,926,000	General Revenue	No	Nursing Facility	N/A
1225164676	\$457,852	\$307,127	General Revenue	No	Nursing Facility	N/A
1225309172	\$3,172,890	\$2,128,375	General Revenue	No	Nursing Facility	N/A
1225372972	\$2,686,924	\$1,802,389	General Revenue	No	Nursing Facility	N/A
1225402753	\$1,034,456	\$693,913	General Revenue	No	Nursing Facility	N/A
1225422694	\$548,819	\$368,148	General Revenue	No	Nursing Facility	N/A
1225426620	\$6,335,570	\$4,249,901	General Revenue	No	Nursing Facility	N/A
1225489990	\$26,705	\$17,914	General Revenue	No	Nursing Facility	N/A
1225557911	\$102,742	\$68,919	General Revenue	No	Nursing Facility	N/A
1235100058	\$2,495,871	\$1,674,230	General Revenue	No	Nursing Facility	N/A
1235121245	\$2,293,243	\$1,538,308	General Revenue	No	Nursing Facility	N/A
1235250705	\$3,408,855	\$2,286,660	General Revenue	No	Nursing Facility	N/A
1235318338	\$4,214,681	\$2,827,208	General Revenue	No	Nursing Facility	N/A
1235326349	\$3,143,958	\$2,108,967	General Revenue	No	Nursing Facility	N/A
1235338732	\$3,463,611	\$2,323,390	General Revenue	No	Nursing Facility	N/A
1235410598	\$155,486	\$104,300	General Revenue	No	Nursing Facility	N/A
1235418096	\$274,656	\$184,239	General Revenue	No	Nursing Facility	N/A
1235429580	\$320,428	\$214,943	General Revenue	No	Nursing Facility	N/A
1235443714	\$3,120,877	\$2,093,484	General Revenue	No	Nursing Facility	N/A
1235444134	\$256,173	\$171,841	General Revenue	No	Nursing Facility	N/A
1235475617	\$3,413	\$2,290	General Revenue	No	Nursing Facility	N/A
1235528506	\$2,480,462	\$1,663,894	General Revenue	No	Nursing Facility	N/A
1235528894	\$8,716,727	\$5,847,181	General Revenue	No	Nursing Facility	N/A
1235538513	\$2,332,376	\$1,564,558	General Revenue	No	Nursing Facility	N/A
1235599887	\$1,096,819	\$735,746	General Revenue	No	Nursing Facility	N/A
1235671629	\$2,392,779	\$1,605,076	General Revenue	No	Nursing Facility	N/A

**Nursing Facility Claims
Minimum Fee Schedule
SFY 2022**

1245214642	\$1,307,465	\$877,048	General Revenue	No	Nursing Facility	N/A
1245232149	\$860,286	\$577,080	General Revenue	No	Nursing Facility	N/A
1245285808	\$7,771,054	\$5,212,823	General Revenue	No	Nursing Facility	N/A
1245351683	\$3,989,688	\$2,676,283	General Revenue	No	Nursing Facility	N/A
1245409226	\$302,035	\$202,605	General Revenue	No	Nursing Facility	N/A
1245466218	\$184,718	\$123,909	General Revenue	No	Nursing Facility	N/A
1245552637	\$1,281,654	\$859,733	General Revenue	No	Nursing Facility	N/A
1245566736	\$4,568,961	\$3,064,859	General Revenue	No	Nursing Facility	N/A
1245601442	\$581,266	\$389,913	General Revenue	No	Nursing Facility	N/A
1245632132	\$397,872	\$266,892	General Revenue	No	Nursing Facility	N/A
1245639525	\$3,943,247	\$2,645,130	General Revenue	No	Nursing Facility	N/A
1245639632	\$4,949,300	\$3,319,991	General Revenue	No	Nursing Facility	N/A
1245659937	\$704,851	\$472,814	General Revenue	No	Nursing Facility	N/A
1245702935	\$8,896	\$5,967	General Revenue	No	Nursing Facility	N/A
1245709765	\$1,197,540	\$803,310	General Revenue	No	Nursing Facility	N/A
1245839182	\$4,721,010	\$3,166,854	General Revenue	No	Nursing Facility	N/A
1245839414	\$2,444,114	\$1,639,511	General Revenue	No	Nursing Facility	N/A
1245875848	\$2,596,951	\$1,742,035	General Revenue	No	Nursing Facility	N/A
1255332961	\$582,942	\$391,037	General Revenue	No	Nursing Facility	N/A
1255372488	\$1,066,934	\$715,699	General Revenue	No	Nursing Facility	N/A
1255452710	\$1,123,855	\$753,882	General Revenue	No	Nursing Facility	N/A
1255512067	\$1,832,011	\$1,228,913	General Revenue	No	Nursing Facility	N/A
1255627238	\$4,673,889	\$3,135,245	General Revenue	No	Nursing Facility	N/A
1255633178	\$1,373,877	\$921,597	General Revenue	No	Nursing Facility	N/A
1255642260	\$779,146	\$522,651	General Revenue	No	Nursing Facility	N/A
1255736526	\$4,415,217	\$2,961,728	General Revenue	No	Nursing Facility	N/A
1255738928	\$51,833	\$34,769	General Revenue	No	Nursing Facility	N/A
1255809448	\$5,566,533	\$3,734,031	General Revenue	No	Nursing Facility	N/A
1265007827	\$2,234,373	\$1,498,817	General Revenue	No	Nursing Facility	N/A
1265031165	\$3,508,499	\$2,353,501	General Revenue	No	Nursing Facility	N/A
1265031199	\$2,566,986	\$1,721,934	General Revenue	No	Nursing Facility	N/A

**Nursing Facility Claims
Minimum Fee Schedule
SFY 2022**

1265033203	\$1,839,979	\$1,234,258	General Revenue	No	Nursing Facility	N/A
1265046809	\$2,410,493	\$1,616,959	General Revenue	No	Nursing Facility	N/A
1265070254	\$2,571,723	\$1,725,112	General Revenue	No	Nursing Facility	N/A
1265441190	\$931,990	\$625,179	General Revenue	No	Nursing Facility	N/A
1265747521	\$1,258,737	\$844,361	General Revenue	No	Nursing Facility	N/A
1265834543	\$499,675	\$335,182	General Revenue	No	Nursing Facility	N/A
1265970214	\$3,188,627	\$2,138,931	General Revenue	No	Nursing Facility	N/A
1275026460	\$5,277,785	\$3,540,338	General Revenue	No	Nursing Facility	N/A
1275055774	\$288,192	\$193,319	General Revenue	No	Nursing Facility	N/A
1275137283	\$2,334,941	\$1,566,278	General Revenue	No	Nursing Facility	N/A
1275171910	\$1,652,156	\$1,108,266	General Revenue	No	Nursing Facility	N/A
1275503658	\$405,905	\$272,281	General Revenue	No	Nursing Facility	N/A
1275537219	\$1,044,476	\$700,635	General Revenue	No	Nursing Facility	N/A
1275543316	\$311,871	\$209,203	General Revenue	No	Nursing Facility	N/A
1275586513	\$575,633	\$386,135	General Revenue	No	Nursing Facility	N/A
1275586620	\$1,464,808	\$982,593	General Revenue	No	Nursing Facility	N/A
1275654766	\$4,567,519	\$3,063,892	General Revenue	No	Nursing Facility	N/A
1275704421	\$3,724,100	\$2,498,126	General Revenue	No	Nursing Facility	N/A
1275708984	\$1,541,924	\$1,034,322	General Revenue	No	Nursing Facility	N/A
1275717894	\$1,808,119	\$1,212,887	General Revenue	No	Nursing Facility	N/A
1275835084	\$274,584	\$184,191	General Revenue	No	Nursing Facility	N/A
1275858631	\$296,945	\$199,191	General Revenue	No	Nursing Facility	N/A
1275863326	\$1,884,691	\$1,264,250	General Revenue	No	Nursing Facility	N/A
1275867624	\$2,926,259	\$1,962,935	General Revenue	No	Nursing Facility	N/A
1275916090	\$1,378,850	\$924,933	General Revenue	No	Nursing Facility	N/A
1275922452	\$3,221,775	\$2,161,167	General Revenue	No	Nursing Facility	N/A
1275994147	\$4,296,828	\$2,882,312	General Revenue	No	Nursing Facility	N/A
1275999559	\$490,619	\$329,107	General Revenue	No	Nursing Facility	N/A
1285022673	\$3,113,084	\$2,088,257	General Revenue	No	Nursing Facility	N/A
1285043190	\$2,573,139	\$1,726,062	General Revenue	No	Nursing Facility	N/A
1285182600	\$4,003,487	\$2,685,539	General Revenue	No	Nursing Facility	N/A

**Nursing Facility Claims
Minimum Fee Schedule
SFY 2022**

1285190249	\$3,501,040	\$2,348,498	General Revenue	No	Nursing Facility	N/A
1285190959	\$3,097,674	\$2,077,920	General Revenue	No	Nursing Facility	N/A
1285195024	\$2,460,191	\$1,650,296	General Revenue	No	Nursing Facility	N/A
1285267286	\$3,169,466	\$2,126,078	General Revenue	No	Nursing Facility	N/A
1285272922	\$2,379,566	\$1,596,213	General Revenue	No	Nursing Facility	N/A
1285617597	\$531,944	\$356,828	General Revenue	No	Nursing Facility	N/A
1285663146	\$2,196,511	\$1,473,419	General Revenue	No	Nursing Facility	N/A
1285667048	\$2,146,760	\$1,440,046	General Revenue	No	Nursing Facility	N/A
1285675769	\$573,688	\$384,830	General Revenue	No	Nursing Facility	N/A
1285762286	\$1,497,357	\$1,004,427	General Revenue	No	Nursing Facility	N/A
1285778936	\$19,525	\$13,097	General Revenue	No	Nursing Facility	N/A
1285789917	\$186,773	\$125,287	General Revenue	No	Nursing Facility	N/A
1285801670	\$49,615	\$33,282	General Revenue	No	Nursing Facility	N/A
1295004455	\$1,203,666	\$807,419	General Revenue	No	Nursing Facility	N/A
1295057941	\$808,598	\$542,407	General Revenue	No	Nursing Facility	N/A
1295060143	\$4,389	\$2,944	General Revenue	No	Nursing Facility	N/A
1295074466	\$1,382,542	\$927,409	General Revenue	No	Nursing Facility	N/A
1295114296	\$799,530	\$536,325	General Revenue	No	Nursing Facility	N/A
1295148559	\$338,266	\$226,909	General Revenue	No	Nursing Facility	N/A
1295229029	\$4,860,810	\$3,260,631	General Revenue	No	Nursing Facility	N/A
1295322071	\$607,348	\$407,409	General Revenue	No	Nursing Facility	N/A
1295370880	\$2,631,636	\$1,765,302	General Revenue	No	Nursing Facility	N/A
1295377067	\$3,679,818	\$2,468,422	General Revenue	No	Nursing Facility	N/A
1295716215	\$783,218	\$525,383	General Revenue	No	Nursing Facility	N/A
1295766798	\$1,109,658	\$744,358	General Revenue	No	Nursing Facility	N/A
1295768927	\$3,708,469	\$2,487,641	General Revenue	No	Nursing Facility	N/A
1295793966	\$22,051	\$14,792	General Revenue	No	Nursing Facility	N/A
1295799765	\$5,274,765	\$3,538,312	General Revenue	No	Nursing Facility	N/A
1295856870	\$3,819,710	\$2,562,261	General Revenue	No	Nursing Facility	N/A
1295899284	\$145,558	\$97,640	General Revenue	No	Nursing Facility	N/A
1295912855	\$584,110	\$391,821	General Revenue	No	Nursing Facility	N/A

**Nursing Facility Claims
Minimum Fee Schedule
SFY 2022**

1295920221	\$3,903,917	\$2,618,748	General Revenue	No	Nursing Facility	N/A
1295921203	\$55,998	\$37,563	General Revenue	No	Nursing Facility	N/A
1295934354	\$1,835,178	\$1,231,038	General Revenue	No	Nursing Facility	N/A
1295993657	\$81,447	\$54,634	General Revenue	No	Nursing Facility	N/A
1306026729	\$2,059,421	\$1,381,460	General Revenue	No	Nursing Facility	N/A
1306042973	\$1,100,499	\$738,215	General Revenue	No	Nursing Facility	N/A
1306043583	\$2,320,395	\$1,556,521	General Revenue	No	Nursing Facility	N/A
1306071477	\$838,337	\$562,356	General Revenue	No	Nursing Facility	N/A
1306156328	\$381,524	\$255,927	General Revenue	No	Nursing Facility	N/A
1306239587	\$2,576,727	\$1,728,469	General Revenue	No	Nursing Facility	N/A
1306246145	\$1,364,638	\$915,399	General Revenue	No	Nursing Facility	N/A
1306249362	\$1,426,423	\$956,844	General Revenue	No	Nursing Facility	N/A
1306251053	\$1,861,372	\$1,248,609	General Revenue	No	Nursing Facility	N/A
1306259122	\$1,937,371	\$1,299,589	General Revenue	No	Nursing Facility	N/A
1306302344	\$3,994,136	\$2,679,266	General Revenue	No	Nursing Facility	N/A
1306411061	\$1,790,532	\$1,201,089	General Revenue	No	Nursing Facility	N/A
1306440409	\$2,109,734	\$1,415,209	General Revenue	No	Nursing Facility	N/A
1306832092	\$1,723,634	\$1,156,214	General Revenue	No	Nursing Facility	N/A
1306837893	\$511,640	\$343,208	General Revenue	No	Nursing Facility	N/A
1306884770	\$12,449,331	\$8,351,011	General Revenue	No	Nursing Facility	N/A
1316068778	\$3,680,147	\$2,468,643	General Revenue	No	Nursing Facility	N/A
1316142078	\$3,835,530	\$2,572,874	General Revenue	No	Nursing Facility	N/A
1316230139	\$111,611	\$74,869	General Revenue	No	Nursing Facility	N/A
1316270267	\$3,130,885	\$2,100,198	General Revenue	No	Nursing Facility	N/A
1316279169	\$4,450,672	\$2,985,511	General Revenue	No	Nursing Facility	N/A
1316290588	\$2,811,835	\$1,886,179	General Revenue	No	Nursing Facility	N/A
1316308463	\$1,799,504	\$1,207,108	General Revenue	No	Nursing Facility	N/A
1316327950	\$422,147	\$283,176	General Revenue	No	Nursing Facility	N/A
1316341407	\$6,977,483	\$4,680,496	General Revenue	No	Nursing Facility	N/A
1316374408	\$65,400	\$43,870	General Revenue	No	Nursing Facility	N/A
1316415532	\$1,102,692	\$739,686	General Revenue	No	Nursing Facility	N/A

**Nursing Facility Claims
Minimum Fee Schedule
SFY 2022**

1316427958	\$6,680,315	\$4,481,155	General Revenue	No	Nursing Facility	N/A
1316582919	\$4,101,433	\$2,751,241	General Revenue	No	Nursing Facility	N/A
1316944390	\$528,696	\$354,649	General Revenue	No	Nursing Facility	N/A
1326032186	\$2,941,427	\$1,973,109	General Revenue	No	Nursing Facility	N/A
1326071358	\$1,257,552	\$843,566	General Revenue	No	Nursing Facility	N/A
1326141557	\$1,166,344	\$782,384	General Revenue	No	Nursing Facility	N/A
1326153891	\$381,713	\$256,053	General Revenue	No	Nursing Facility	N/A
1326169905	\$4,187,980	\$2,809,297	General Revenue	No	Nursing Facility	N/A
1326189176	\$961,751	\$645,143	General Revenue	No	Nursing Facility	N/A
1326219874	\$369,938	\$248,154	General Revenue	No	Nursing Facility	N/A
1326283086	\$2,651,981	\$1,778,949	General Revenue	No	Nursing Facility	N/A
1326327636	\$623,232	\$418,064	General Revenue	No	Nursing Facility	N/A
1326343898	\$1,724,019	\$1,156,472	General Revenue	No	Nursing Facility	N/A
1326353095	\$50,773	\$34,058	General Revenue	No	Nursing Facility	N/A
1326362526	\$443,076	\$297,215	General Revenue	No	Nursing Facility	N/A
1326395617	\$31,148	\$20,894	General Revenue	No	Nursing Facility	N/A
1326436189	\$4,502,485	\$3,020,267	General Revenue	No	Nursing Facility	N/A
1326490541	\$967,272	\$648,846	General Revenue	No	Nursing Facility	N/A
1326504465	\$2,652,978	\$1,779,618	General Revenue	No	Nursing Facility	N/A
1326539255	\$1,380,156	\$925,809	General Revenue	No	Nursing Facility	N/A
1326565292	\$1,559,787	\$1,046,305	General Revenue	No	Nursing Facility	N/A
1326585712	\$1,085,699	\$728,287	General Revenue	No	Nursing Facility	N/A
1326588682	\$836	\$561	General Revenue	No	Nursing Facility	N/A
1326618653	\$1,227,592	\$823,469	General Revenue	No	Nursing Facility	N/A
1326701830	\$8,548	\$5,734	General Revenue	No	Nursing Facility	N/A
1336147669	\$285,366	\$191,424	General Revenue	No	Nursing Facility	N/A
1336190347	\$2,055,904	\$1,379,100	General Revenue	No	Nursing Facility	N/A
1336207034	\$1,527,438	\$1,024,605	General Revenue	No	Nursing Facility	N/A
1336385442	\$1,224,416	\$821,338	General Revenue	No	Nursing Facility	N/A
1336392687	\$4,551,492	\$3,053,141	General Revenue	No	Nursing Facility	N/A
1336427129	\$277,394	\$186,076	General Revenue	No	Nursing Facility	N/A

**Nursing Facility Claims
Minimum Fee Schedule
SFY 2022**

1336433853	\$360,026	\$241,505	General Revenue	No	Nursing Facility	N/A
1336518257	\$27,204	\$18,248	General Revenue	No	Nursing Facility	N/A
1336543081	\$3,253,554	\$2,182,484	General Revenue	No	Nursing Facility	N/A
1336552157	\$486,655	\$326,448	General Revenue	No	Nursing Facility	N/A
1336557529	\$2,918,072	\$1,957,443	General Revenue	No	Nursing Facility	N/A
1336647866	\$2,903,643	\$1,947,764	General Revenue	No	Nursing Facility	N/A
1336736446	\$2,939,702	\$1,971,952	General Revenue	No	Nursing Facility	N/A
1336874338	\$1,123	\$753	General Revenue	No	Nursing Facility	N/A
1346281573	\$699,988	\$469,552	General Revenue	No	Nursing Facility	N/A
1346292638	\$3,638,118	\$2,440,450	General Revenue	No	Nursing Facility	N/A
1346298981	\$4,997,876	\$3,352,575	General Revenue	No	Nursing Facility	N/A
1346509494	\$247,423	\$165,972	General Revenue	No	Nursing Facility	N/A
1346540267	\$2,139,379	\$1,435,096	General Revenue	No	Nursing Facility	N/A
1346544855	\$2,394,186	\$1,606,020	General Revenue	No	Nursing Facility	N/A
1346550654	\$3,706,585	\$2,486,377	General Revenue	No	Nursing Facility	N/A
1346576741	\$4,826,102	\$3,237,349	General Revenue	No	Nursing Facility	N/A
1346678398	\$1,155,362	\$775,017	General Revenue	No	Nursing Facility	N/A
1346683943	\$1,112,739	\$746,425	General Revenue	No	Nursing Facility	N/A
1346719432	\$1,839,031	\$1,233,622	General Revenue	No	Nursing Facility	N/A
1346772498	\$105,329	\$70,655	General Revenue	No	Nursing Facility	N/A
1346856457	\$1,285,418	\$862,259	General Revenue	No	Nursing Facility	N/A
1346874807	\$2,355,873	\$1,580,320	General Revenue	No	Nursing Facility	N/A
1346894243	\$2,308,557	\$1,548,580	General Revenue	No	Nursing Facility	N/A
1346904281	\$1,048,463	\$703,309	General Revenue	No	Nursing Facility	N/A
1356338503	\$4,287,941	\$2,876,351	General Revenue	No	Nursing Facility	N/A
1356402515	\$2,393,322	\$1,605,441	General Revenue	No	Nursing Facility	N/A
1356456883	\$677,069	\$454,178	General Revenue	No	Nursing Facility	N/A
1356587463	\$1,731,593	\$1,161,552	General Revenue	No	Nursing Facility	N/A
1356648919	\$1,518,531	\$1,018,631	General Revenue	No	Nursing Facility	N/A
1356690028	\$833,852	\$559,348	General Revenue	No	Nursing Facility	N/A
1356758304	\$2,656,460	\$1,781,954	General Revenue	No	Nursing Facility	N/A

**Nursing Facility Claims
Minimum Fee Schedule
SFY 2022**

1356803886	\$502,690	\$337,204	General Revenue	No	Nursing Facility	N/A
1356831580	\$3,190,392	\$2,140,115	General Revenue	No	Nursing Facility	N/A
1356831721	\$2,364,940	\$1,586,402	General Revenue	No	Nursing Facility	N/A
1356887772	\$274,234	\$183,956	General Revenue	No	Nursing Facility	N/A
1356991558	\$4,956,982	\$3,325,143	General Revenue	No	Nursing Facility	N/A
1356995252	\$1,904,078	\$1,277,256	General Revenue	No	Nursing Facility	N/A
1366087967	\$3,856,951	\$2,587,243	General Revenue	No	Nursing Facility	N/A
1366105918	\$3,762,057	\$2,523,588	General Revenue	No	Nursing Facility	N/A
1366498537	\$3,503,741	\$2,350,310	General Revenue	No	Nursing Facility	N/A
1366540288	\$3,311,736	\$2,221,512	General Revenue	No	Nursing Facility	N/A
1366563751	\$4,363,486	\$2,927,026	General Revenue	No	Nursing Facility	N/A
1366563793	\$1,134,712	\$761,165	General Revenue	No	Nursing Facility	N/A
1366587545	\$2,183,110	\$1,464,430	General Revenue	No	Nursing Facility	N/A
1366712978	\$879,798	\$590,168	General Revenue	No	Nursing Facility	N/A
1366863482	\$3,147,275	\$2,111,192	General Revenue	No	Nursing Facility	N/A
1366932592	\$3,353,870	\$2,249,776	General Revenue	No	Nursing Facility	N/A
1366963654	\$2,892,722	\$1,940,438	General Revenue	No	Nursing Facility	N/A
1366975856	\$2,919,276	\$1,958,251	General Revenue	No	Nursing Facility	N/A
1366985376	\$78,018	\$52,335	General Revenue	No	Nursing Facility	N/A
1366997959	\$298,647	\$200,332	General Revenue	No	Nursing Facility	N/A
1376011569	\$1,604,528	\$1,076,317	General Revenue	No	Nursing Facility	N/A
1376019976	\$3,989,867	\$2,676,403	General Revenue	No	Nursing Facility	N/A
1376024760	\$5,289,565	\$3,548,240	General Revenue	No	Nursing Facility	N/A
1376058925	\$66,921	\$44,891	General Revenue	No	Nursing Facility	N/A
1376061747	\$1,861,336	\$1,248,584	General Revenue	No	Nursing Facility	N/A
1376070201	\$124,114	\$83,256	General Revenue	No	Nursing Facility	N/A
1376197079	\$1,007,778	\$676,017	General Revenue	No	Nursing Facility	N/A
1376202234	\$1,315,427	\$882,389	General Revenue	No	Nursing Facility	N/A
1376503201	\$1,225,260	\$821,904	General Revenue	No	Nursing Facility	N/A
1376514299	\$3,830,767	\$2,569,679	General Revenue	No	Nursing Facility	N/A
1376574384	\$1,233,274	\$827,280	General Revenue	No	Nursing Facility	N/A

**Nursing Facility Claims
Minimum Fee Schedule
SFY 2022**

1376646653	\$239,632	\$160,745	General Revenue	No	Nursing Facility	N/A
1376674192	\$1,935,088	\$1,298,057	General Revenue	No	Nursing Facility	N/A
1376903575	\$3,035,903	\$2,036,484	General Revenue	No	Nursing Facility	N/A
1376912634	\$376,385	\$252,479	General Revenue	No	Nursing Facility	N/A
1376937086	\$74,385	\$49,898	General Revenue	No	Nursing Facility	N/A
1376969535	\$3,445,997	\$2,311,575	General Revenue	No	Nursing Facility	N/A
1376972984	\$2,504,880	\$1,680,273	General Revenue	No	Nursing Facility	N/A
1376977017	\$2,757,034	\$1,849,418	General Revenue	No	Nursing Facility	N/A
1386043610	\$1,838,719	\$1,233,413	General Revenue	No	Nursing Facility	N/A
1386047645	\$3,091,381	\$2,073,698	General Revenue	No	Nursing Facility	N/A
1386062438	\$3,113,360	\$2,088,442	General Revenue	No	Nursing Facility	N/A
1386116747	\$2,386	\$1,600	General Revenue	No	Nursing Facility	N/A
1386184190	\$1,560,521	\$1,046,798	General Revenue	No	Nursing Facility	N/A
1386187524	\$2,066,023	\$1,385,888	General Revenue	No	Nursing Facility	N/A
1386213197	\$1,286,894	\$863,248	General Revenue	No	Nursing Facility	N/A
1386274082	\$2,320,797	\$1,556,791	General Revenue	No	Nursing Facility	N/A
1386399947	\$858,507	\$575,886	General Revenue	No	Nursing Facility	N/A
1386615920	\$516,286	\$346,324	General Revenue	No	Nursing Facility	N/A
1386626588	\$592,140	\$397,207	General Revenue	No	Nursing Facility	N/A
1386638237	\$2,741,611	\$1,839,073	General Revenue	No	Nursing Facility	N/A
1386664159	\$1,754,135	\$1,176,674	General Revenue	No	Nursing Facility	N/A
1386696086	\$285,320	\$191,393	General Revenue	No	Nursing Facility	N/A
1386726396	\$2,227,942	\$1,494,504	General Revenue	No	Nursing Facility	N/A
1386876753	\$2,953,271	\$1,981,054	General Revenue	No	Nursing Facility	N/A
1386884047	\$4,500,394	\$3,018,864	General Revenue	No	Nursing Facility	N/A
1386949220	\$2,399,960	\$1,609,893	General Revenue	No	Nursing Facility	N/A
1386987931	\$3,549,790	\$2,381,199	General Revenue	No	Nursing Facility	N/A
1396037693	\$108,758	\$72,955	General Revenue	No	Nursing Facility	N/A
1396071759	\$4,225,255	\$2,834,301	General Revenue	No	Nursing Facility	N/A
1396073474	\$1,829,668	\$1,227,341	General Revenue	No	Nursing Facility	N/A
1396091302	\$303,619	\$203,667	General Revenue	No	Nursing Facility	N/A

**Nursing Facility Claims
Minimum Fee Schedule
SFY 2022**

1396097770	\$1,000,233	\$670,956	General Revenue	No	Nursing Facility	N/A
1396098091	\$5,020,434	\$3,367,707	General Revenue	No	Nursing Facility	N/A
1396144770	\$2,127,136	\$1,426,883	General Revenue	No	Nursing Facility	N/A
1396145173	\$3,737,731	\$2,507,270	General Revenue	No	Nursing Facility	N/A
1396285268	\$1,196,514	\$802,622	General Revenue	No	Nursing Facility	N/A
1396287504	\$2,298,525	\$1,541,850	General Revenue	No	Nursing Facility	N/A
1396330510	\$1,272,452	\$853,561	General Revenue	No	Nursing Facility	N/A
1396399010	\$2,771,682	\$1,859,244	General Revenue	No	Nursing Facility	N/A
1396723789	\$2,534,657	\$1,700,248	General Revenue	No	Nursing Facility	N/A
1396727517	\$5,311,314	\$3,562,829	General Revenue	No	Nursing Facility	N/A
1396732939	\$4,267,661	\$2,862,747	General Revenue	No	Nursing Facility	N/A
1396789491	\$942,310	\$632,101	General Revenue	No	Nursing Facility	N/A
1396794269	\$340,235	\$228,229	General Revenue	No	Nursing Facility	N/A
1396798583	\$1,705,772	\$1,144,232	General Revenue	No	Nursing Facility	N/A
1396872651	\$211,011	\$141,546	General Revenue	No	Nursing Facility	N/A
1396875670	\$1,638,191	\$1,098,898	General Revenue	No	Nursing Facility	N/A
1396929543	\$269,580	\$180,834	General Revenue	No	Nursing Facility	N/A
1396931051	\$2,818,633	\$1,890,739	General Revenue	No	Nursing Facility	N/A
1396983383	\$445,796	\$299,040	General Revenue	No	Nursing Facility	N/A
1407023518	\$2,014,299	\$1,351,192	General Revenue	No	Nursing Facility	N/A
1407047590	\$581,655	\$390,174	General Revenue	No	Nursing Facility	N/A
1407122062	\$204,175	\$136,961	General Revenue	No	Nursing Facility	N/A
1407127384	\$4,667,808	\$3,131,166	General Revenue	No	Nursing Facility	N/A
1407144199	\$77,577	\$52,038	General Revenue	No	Nursing Facility	N/A
1407166424	\$472,931	\$317,242	General Revenue	No	Nursing Facility	N/A
1407178023	\$347,312	\$232,977	General Revenue	No	Nursing Facility	N/A
1407190903	\$2,213,428	\$1,484,768	General Revenue	No	Nursing Facility	N/A
1407202021	\$2,758,465	\$1,850,378	General Revenue	No	Nursing Facility	N/A
1407253511	\$3,926,934	\$2,634,187	General Revenue	No	Nursing Facility	N/A
1407285596	\$8,052	\$5,401	General Revenue	No	Nursing Facility	N/A
1407349699	\$8,030,834	\$5,387,084	General Revenue	No	Nursing Facility	N/A

**Nursing Facility Claims
Minimum Fee Schedule
SFY 2022**

1407372642	\$3,955,662	\$2,653,458	General Revenue	No	Nursing Facility	N/A
1407385750	\$2,954,134	\$1,981,633	General Revenue	No	Nursing Facility	N/A
1407440316	\$3,587,718	\$2,406,641	General Revenue	No	Nursing Facility	N/A
1407469695	\$2,247,773	\$1,507,806	General Revenue	No	Nursing Facility	N/A
1407813918	\$190,671	\$127,902	General Revenue	No	Nursing Facility	N/A
1407817273	\$3,093,664	\$2,075,230	General Revenue	No	Nursing Facility	N/A
1407864333	\$3,369,137	\$2,260,017	General Revenue	No	Nursing Facility	N/A
1407864960	\$144,899	\$97,198	General Revenue	No	Nursing Facility	N/A
1407879315	\$2,397,956	\$1,608,549	General Revenue	No	Nursing Facility	N/A
1407929037	\$2,006,426	\$1,345,911	General Revenue	No	Nursing Facility	N/A
1407992654	\$1,893,402	\$1,270,094	General Revenue	No	Nursing Facility	N/A
1417130212	\$2,138,585	\$1,434,563	General Revenue	No	Nursing Facility	N/A
1417139619	\$802,578	\$538,369	General Revenue	No	Nursing Facility	N/A
1417156670	\$557,509	\$373,977	General Revenue	No	Nursing Facility	N/A
1417158437	\$311,433	\$208,909	General Revenue	No	Nursing Facility	N/A
1417162504	\$678,171	\$454,917	General Revenue	No	Nursing Facility	N/A
1417179292	\$366,003	\$245,515	General Revenue	No	Nursing Facility	N/A
1417192170	\$1,761,643	\$1,181,710	General Revenue	No	Nursing Facility	N/A
1417255233	\$2,594,276	\$1,740,241	General Revenue	No	Nursing Facility	N/A
1417259490	\$2,737,035	\$1,836,003	General Revenue	No	Nursing Facility	N/A
1417275900	\$2,436,076	\$1,634,120	General Revenue	No	Nursing Facility	N/A
1417309816	\$3,501,927	\$2,349,092	General Revenue	No	Nursing Facility	N/A
1417346339	\$1,975,231	\$1,324,985	General Revenue	No	Nursing Facility	N/A
1417493404	\$2,514,056	\$1,686,429	General Revenue	No	Nursing Facility	N/A
1417587445	\$2,343,499	\$1,572,019	General Revenue	No	Nursing Facility	N/A
1417901034	\$1,059,394	\$710,641	General Revenue	No	Nursing Facility	N/A
1417902016	\$55,036	\$36,918	General Revenue	No	Nursing Facility	N/A
1417937806	\$403,094	\$270,395	General Revenue	No	Nursing Facility	N/A
1427004225	\$1,851,469	\$1,241,965	General Revenue	No	Nursing Facility	N/A
1427044585	\$885,300	\$593,859	General Revenue	No	Nursing Facility	N/A
1427162973	\$1,912,063	\$1,282,612	General Revenue	No	Nursing Facility	N/A

**Nursing Facility Claims
Minimum Fee Schedule
SFY 2022**

1427322254	\$350,825	\$235,333	General Revenue	No	Nursing Facility	N/A
1427327675	\$112,756	\$75,637	General Revenue	No	Nursing Facility	N/A
1427345347	\$3,962,264	\$2,657,887	General Revenue	No	Nursing Facility	N/A
1427392257	\$1,049,338	\$703,896	General Revenue	No	Nursing Facility	N/A
1427519289	\$1,398,728	\$938,267	General Revenue	No	Nursing Facility	N/A
1427520220	\$2,327,541	\$1,561,314	General Revenue	No	Nursing Facility	N/A
1427522630	\$871,285	\$584,458	General Revenue	No	Nursing Facility	N/A
1427585538	\$85,511	\$57,361	General Revenue	No	Nursing Facility	N/A
1427646793	\$1,675,350	\$1,123,824	General Revenue	No	Nursing Facility	N/A
1427672104	\$3,242,089	\$2,174,793	General Revenue	No	Nursing Facility	N/A
1437117272	\$2,376,175	\$1,593,938	General Revenue	No	Nursing Facility	N/A
1437150141	\$2,123,339	\$1,424,336	General Revenue	No	Nursing Facility	N/A
1437191285	\$2,799,635	\$1,877,995	General Revenue	No	Nursing Facility	N/A
1437261583	\$3,508,924	\$2,353,786	General Revenue	No	Nursing Facility	N/A
1437270865	\$3,737,819	\$2,507,329	General Revenue	No	Nursing Facility	N/A
1437290277	\$302,628	\$203,003	General Revenue	No	Nursing Facility	N/A
1437294527	\$320,064	\$214,699	General Revenue	No	Nursing Facility	N/A
1437379328	\$892,783	\$598,879	General Revenue	No	Nursing Facility	N/A
1437532165	\$418,819	\$280,944	General Revenue	No	Nursing Facility	N/A
1437534880	\$34,400	\$23,076	General Revenue	No	Nursing Facility	N/A
1437547833	\$2,879,557	\$1,931,607	General Revenue	No	Nursing Facility	N/A
1437567096	\$2,578,369	\$1,729,570	General Revenue	No	Nursing Facility	N/A
1437597150	\$296,845	\$199,124	General Revenue	No	Nursing Facility	N/A
1437607108	\$363,945	\$244,134	General Revenue	No	Nursing Facility	N/A
1437610292	\$3,318,986	\$2,226,376	General Revenue	No	Nursing Facility	N/A
1437615390	\$2,943,489	\$1,974,492	General Revenue	No	Nursing Facility	N/A
1437625092	\$798,481	\$535,621	General Revenue	No	Nursing Facility	N/A
1437827326	\$331,894	\$222,634	General Revenue	No	Nursing Facility	N/A
1447200118	\$2,612,152	\$1,752,232	General Revenue	No	Nursing Facility	N/A
1447205646	\$1,281,267	\$859,474	General Revenue	No	Nursing Facility	N/A
1447215645	\$686,323	\$460,385	General Revenue	No	Nursing Facility	N/A

**Nursing Facility Claims
Minimum Fee Schedule
SFY 2022**

1447244116	\$1,624,024	\$1,089,396	General Revenue	No	Nursing Facility	N/A
1447250725	\$406,406	\$272,617	General Revenue	No	Nursing Facility	N/A
1447296264	\$3,771,811	\$2,530,131	General Revenue	No	Nursing Facility	N/A
1447298518	\$3,223,736	\$2,162,482	General Revenue	No	Nursing Facility	N/A
1447381470	\$2,267,276	\$1,520,889	General Revenue	No	Nursing Facility	N/A
1447399696	\$3,019,994	\$2,025,812	General Revenue	No	Nursing Facility	N/A
1447399746	\$818,298	\$548,915	General Revenue	No	Nursing Facility	N/A
1447403118	\$2,102,212	\$1,410,164	General Revenue	No	Nursing Facility	N/A
1447483631	\$3,145,990	\$2,110,330	General Revenue	No	Nursing Facility	N/A
1447571732	\$2,088,486	\$1,400,956	General Revenue	No	Nursing Facility	N/A
1447610977	\$3,115,413	\$2,089,819	General Revenue	No	Nursing Facility	N/A
1447619663	\$2,298,633	\$1,541,923	General Revenue	No	Nursing Facility	N/A
1447668538	\$2,155,663	\$1,446,019	General Revenue	No	Nursing Facility	N/A
1447673900	\$74,826	\$50,193	General Revenue	No	Nursing Facility	N/A
1447741665	\$3,826,197	\$2,566,613	General Revenue	No	Nursing Facility	N/A
1447758065	\$4,359	\$2,924	General Revenue	No	Nursing Facility	N/A
1447797881	\$2,963,052	\$1,987,615	General Revenue	No	Nursing Facility	N/A
1447811021	\$3,145,495	\$2,109,998	General Revenue	No	Nursing Facility	N/A
1447816087	\$81,353	\$54,571	General Revenue	No	Nursing Facility	N/A
1447851480	\$1,955,418	\$1,311,694	General Revenue	No	Nursing Facility	N/A
1447881974	\$2,486,565	\$1,667,988	General Revenue	No	Nursing Facility	N/A
1447907878	\$1,155,366	\$775,020	General Revenue	No	Nursing Facility	N/A
1457024044	\$3,311,408	\$2,221,292	General Revenue	No	Nursing Facility	N/A
1457304891	\$1,044,098	\$700,381	General Revenue	No	Nursing Facility	N/A
1457341042	\$1,223,989	\$821,052	General Revenue	No	Nursing Facility	N/A
1457394686	\$1,768,394	\$1,186,239	General Revenue	No	Nursing Facility	N/A
1457398133	\$2,399,396	\$1,609,515	General Revenue	No	Nursing Facility	N/A
1457467623	\$4,525,924	\$3,035,990	General Revenue	No	Nursing Facility	N/A
1457468407	\$2,466,068	\$1,654,239	General Revenue	No	Nursing Facility	N/A
1457468431	\$2,710,504	\$1,818,206	General Revenue	No	Nursing Facility	N/A
1457495434	\$3,752,784	\$2,517,367	General Revenue	No	Nursing Facility	N/A

**Nursing Facility Claims
Minimum Fee Schedule
SFY 2022**

1457507444	\$443,285	\$297,356	General Revenue	No	Nursing Facility	N/A
1457545451	\$27,456	\$18,417	General Revenue	No	Nursing Facility	N/A
1457621930	\$516,280	\$346,321	General Revenue	No	Nursing Facility	N/A
1457680308	\$97,270	\$65,249	General Revenue	No	Nursing Facility	N/A
1457806242	\$56,581	\$37,954	General Revenue	No	Nursing Facility	N/A
1457807273	\$284,085	\$190,564	General Revenue	No	Nursing Facility	N/A
1457856775	\$1,423,066	\$954,593	General Revenue	No	Nursing Facility	N/A
1457859589	\$4,555,352	\$3,055,730	General Revenue	No	Nursing Facility	N/A
1457879124	\$1,990,153	\$1,334,994	General Revenue	No	Nursing Facility	N/A
1457889966	\$29,405	\$19,725	General Revenue	No	Nursing Facility	N/A
1457905085	\$4,507,275	\$3,023,480	General Revenue	No	Nursing Facility	N/A
1457920373	\$829,332	\$556,316	General Revenue	No	Nursing Facility	N/A
1457950628	\$3,496,692	\$2,345,581	General Revenue	No	Nursing Facility	N/A
1467001628	\$464,930	\$311,875	General Revenue	No	Nursing Facility	N/A
1467031351	\$2,789,759	\$1,871,370	General Revenue	No	Nursing Facility	N/A
1467108837	\$858,517	\$575,893	General Revenue	No	Nursing Facility	N/A
1467446856	\$161,049	\$108,032	General Revenue	No	Nursing Facility	N/A
1467447854	\$2,092,618	\$1,403,728	General Revenue	No	Nursing Facility	N/A
1467477000	\$30,494	\$20,456	General Revenue	No	Nursing Facility	N/A
1467495598	\$753,026	\$505,130	General Revenue	No	Nursing Facility	N/A
1467621078	\$676,771	\$453,978	General Revenue	No	Nursing Facility	N/A
1467678615	\$286,961	\$192,494	General Revenue	No	Nursing Facility	N/A
1467878629	\$2,991,235	\$2,006,520	General Revenue	No	Nursing Facility	N/A
1467882860	\$2,129,023	\$1,428,149	General Revenue	No	Nursing Facility	N/A
1467901306	\$4,957,036	\$3,325,180	General Revenue	No	Nursing Facility	N/A
1467945626	\$7,132,542	\$4,784,509	General Revenue	No	Nursing Facility	N/A
1467973404	\$742	\$498	General Revenue	No	Nursing Facility	N/A
1467987610	\$2,361,280	\$1,583,947	General Revenue	No	Nursing Facility	N/A
1477066488	\$156,577	\$105,032	General Revenue	No	Nursing Facility	N/A
1477091429	\$2,612,214	\$1,752,273	General Revenue	No	Nursing Facility	N/A
1477093284	\$44,391	\$29,777	General Revenue	No	Nursing Facility	N/A

**Nursing Facility Claims
Minimum Fee Schedule
SFY 2022**

1477096675	\$4,322,399	\$2,899,465	General Revenue	No	Nursing Facility	N/A
1477153294	\$2,080,052	\$1,395,299	General Revenue	No	Nursing Facility	N/A
1477158244	\$2,319,129	\$1,555,672	General Revenue	No	Nursing Facility	N/A
1477507374	\$933,156	\$625,961	General Revenue	No	Nursing Facility	N/A
1477517720	\$4,238,031	\$2,842,871	General Revenue	No	Nursing Facility	N/A
1477648228	\$308,293	\$206,803	General Revenue	No	Nursing Facility	N/A
1477674968	\$4,007,402	\$2,688,165	General Revenue	No	Nursing Facility	N/A
1477695641	\$4,348,761	\$2,917,149	General Revenue	No	Nursing Facility	N/A
1477742989	\$742,452	\$498,037	General Revenue	No	Nursing Facility	N/A
1477791523	\$4,335,550	\$2,908,287	General Revenue	No	Nursing Facility	N/A
1477889830	\$2,759,622	\$1,851,155	General Revenue	No	Nursing Facility	N/A
1477910636	\$4,098,304	\$2,749,142	General Revenue	No	Nursing Facility	N/A
1487061875	\$2,143,780	\$1,438,048	General Revenue	No	Nursing Facility	N/A
1487085478	\$3,222,526	\$2,161,670	General Revenue	No	Nursing Facility	N/A
1487195095	\$3,390,456	\$2,274,318	General Revenue	No	Nursing Facility	N/A
1487253365	\$1,351,033	\$906,273	General Revenue	No	Nursing Facility	N/A
1487254462	\$1,037,935	\$696,246	General Revenue	No	Nursing Facility	N/A
1487600706	\$5,862,740	\$3,932,726	General Revenue	No	Nursing Facility	N/A
1487624813	\$71,497	\$47,960	General Revenue	No	Nursing Facility	N/A
1487687471	\$841,286	\$564,335	General Revenue	No	Nursing Facility	N/A
1487705273	\$100,250	\$67,247	General Revenue	No	Nursing Facility	N/A
1487770111	\$2,940,721	\$1,972,636	General Revenue	No	Nursing Facility	N/A
1487880704	\$159,128	\$106,743	General Revenue	No	Nursing Facility	N/A
1487890596	\$2,248,301	\$1,508,160	General Revenue	No	Nursing Facility	N/A
1487891669	\$5,631,413	\$3,777,552	General Revenue	No	Nursing Facility	N/A
1487899258	\$3,433,117	\$2,302,935	General Revenue	No	Nursing Facility	N/A
1487992418	\$1,307,199	\$876,869	General Revenue	No	Nursing Facility	N/A
1487992889	\$1,982,355	\$1,329,764	General Revenue	No	Nursing Facility	N/A
1497006886	\$8,297	\$5,566	General Revenue	No	Nursing Facility	N/A
1497026363	\$3,152,657	\$2,114,802	General Revenue	No	Nursing Facility	N/A
1497058457	\$2,031,787	\$1,362,923	General Revenue	No	Nursing Facility	N/A

**Nursing Facility Claims
Minimum Fee Schedule
SFY 2022**

1497060461	\$83,204	\$55,813	General Revenue	No	Nursing Facility	N/A
1497069108	\$2,506,916	\$1,681,639	General Revenue	No	Nursing Facility	N/A
1497072367	\$1,736,058	\$1,164,548	General Revenue	No	Nursing Facility	N/A
1497106272	\$476,690	\$319,764	General Revenue	No	Nursing Facility	N/A
1497119606	\$13,493	\$9,051	General Revenue	No	Nursing Facility	N/A
1497143259	\$2,111,717	\$1,416,540	General Revenue	No	Nursing Facility	N/A
1497172514	\$3,288,337	\$2,205,816	General Revenue	No	Nursing Facility	N/A
1497196810	\$724,126	\$485,744	General Revenue	No	Nursing Facility	N/A
1497204523	\$3,026,288	\$2,030,034	General Revenue	No	Nursing Facility	N/A
1497211437	\$3,019,756	\$2,025,653	General Revenue	No	Nursing Facility	N/A
1497291678	\$11,106	\$7,450	General Revenue	No	Nursing Facility	N/A
1497305395	\$2,513,358	\$1,685,960	General Revenue	No	Nursing Facility	N/A
1497309397	\$2,229,683	\$1,495,671	General Revenue	No	Nursing Facility	N/A
1497356430	\$1,999,283	\$1,341,119	General Revenue	No	Nursing Facility	N/A
1497359590	\$2,986,649	\$2,003,444	General Revenue	No	Nursing Facility	N/A
1497390082	\$2,039,854	\$1,368,334	General Revenue	No	Nursing Facility	N/A
1497419287	\$1,382,034	\$927,069	General Revenue	No	Nursing Facility	N/A
1497712111	\$2,502,179	\$1,678,462	General Revenue	No	Nursing Facility	N/A
1497745723	\$1,934,753	\$1,297,832	General Revenue	No	Nursing Facility	N/A
1497758619	\$1,415,972	\$949,834	General Revenue	No	Nursing Facility	N/A
1497820682	\$170,170	\$114,150	General Revenue	No	Nursing Facility	N/A
1497876965	\$3,208,469	\$2,152,241	General Revenue	No	Nursing Facility	N/A
1497940399	\$38,110	\$25,564	General Revenue	No	Nursing Facility	N/A
1508067521	\$408,606	\$274,093	General Revenue	No	Nursing Facility	N/A
1508174699	\$3,835	\$2,573	General Revenue	No	Nursing Facility	N/A
1508176520	\$793,140	\$532,039	General Revenue	No	Nursing Facility	N/A
1508192998	\$4,445,551	\$2,982,076	General Revenue	No	Nursing Facility	N/A
1508197716	\$95,284	\$63,917	General Revenue	No	Nursing Facility	N/A
1508288325	\$1,994,886	\$1,338,169	General Revenue	No	Nursing Facility	N/A
1508288648	\$5,720,927	\$3,837,598	General Revenue	No	Nursing Facility	N/A
1508398256	\$368,694	\$247,320	General Revenue	No	Nursing Facility	N/A

**Nursing Facility Claims
Minimum Fee Schedule
SFY 2022**

1508903451	\$2,030,534	\$1,362,082	General Revenue	No	Nursing Facility	N/A
1518031681	\$2,281,994	\$1,530,761	General Revenue	No	Nursing Facility	N/A
1518036987	\$4,543,342	\$3,047,674	General Revenue	No	Nursing Facility	N/A
1518128990	\$936,556	\$628,242	General Revenue	No	Nursing Facility	N/A
1518211184	\$2,803,355	\$1,880,490	General Revenue	No	Nursing Facility	N/A
1518270370	\$1,848,153	\$1,239,741	General Revenue	No	Nursing Facility	N/A
1518291004	\$3,321,899	\$2,228,330	General Revenue	No	Nursing Facility	N/A
1518293919	\$3,561,645	\$2,389,152	General Revenue	No	Nursing Facility	N/A
1518302082	\$124,016	\$83,190	General Revenue	No	Nursing Facility	N/A
1518305952	\$462,755	\$310,416	General Revenue	No	Nursing Facility	N/A
1518355387	\$4,461,911	\$2,993,050	General Revenue	No	Nursing Facility	N/A
1518357680	\$1,038,983	\$696,950	General Revenue	No	Nursing Facility	N/A
1518359785	\$2,307,555	\$1,547,908	General Revenue	No	Nursing Facility	N/A
1518363845	\$890,549	\$597,380	General Revenue	No	Nursing Facility	N/A
1518413731	\$2,816,153	\$1,889,075	General Revenue	No	Nursing Facility	N/A
1518423656	\$1,785,052	\$1,197,413	General Revenue	No	Nursing Facility	N/A
1518474394	\$846,352	\$567,733	General Revenue	No	Nursing Facility	N/A
1518478031	\$822,636	\$551,824	General Revenue	No	Nursing Facility	N/A
1518482181	\$210,041	\$140,896	General Revenue	No	Nursing Facility	N/A
1518915099	\$3,102,619	\$2,081,237	General Revenue	No	Nursing Facility	N/A
1518943216	\$1,216,618	\$816,107	General Revenue	No	Nursing Facility	N/A
1518990522	\$22,777	\$15,278	General Revenue	No	Nursing Facility	N/A
1528015237	\$3,513,700	\$2,356,990	General Revenue	No	Nursing Facility	N/A
1528040839	\$2,602,652	\$1,745,859	General Revenue	No	Nursing Facility	N/A
1528053238	\$3,559,956	\$2,388,019	General Revenue	No	Nursing Facility	N/A
1528059433	\$1,251,611	\$839,581	General Revenue	No	Nursing Facility	N/A
1528189008	\$1,955,284	\$1,311,604	General Revenue	No	Nursing Facility	N/A
1528202918	\$498,348	\$334,292	General Revenue	No	Nursing Facility	N/A
1528237500	\$435,207	\$291,937	General Revenue	No	Nursing Facility	N/A
1528240975	\$3,172,862	\$2,128,356	General Revenue	No	Nursing Facility	N/A
1528308640	\$4,679,932	\$3,139,298	General Revenue	No	Nursing Facility	N/A

**Nursing Facility Claims
Minimum Fee Schedule
SFY 2022**

1528367356	\$4,558	\$3,057	General Revenue	No	Nursing Facility	N/A
1528447638	\$2,657,557	\$1,782,689	General Revenue	No	Nursing Facility	N/A
1528458924	\$2,624,928	\$1,760,802	General Revenue	No	Nursing Facility	N/A
1528489614	\$3,580,234	\$2,401,621	General Revenue	No	Nursing Facility	N/A
1528504529	\$2,171,173	\$1,456,423	General Revenue	No	Nursing Facility	N/A
1528524659	\$4,049,423	\$2,716,353	General Revenue	No	Nursing Facility	N/A
1528538154	\$2,759,095	\$1,850,801	General Revenue	No	Nursing Facility	N/A
1528593258	\$989,119	\$663,501	General Revenue	No	Nursing Facility	N/A
1528624228	\$2,915,264	\$1,955,559	General Revenue	No	Nursing Facility	N/A
1528655636	\$4,259,954	\$2,857,577	General Revenue	No	Nursing Facility	N/A
1528736410	\$314,644	\$211,063	General Revenue	No	Nursing Facility	N/A
1538105648	\$157,028	\$105,334	General Revenue	No	Nursing Facility	N/A
1538144910	\$2,257	\$1,514	General Revenue	No	Nursing Facility	N/A
1538157300	\$2,266,037	\$1,520,058	General Revenue	No	Nursing Facility	N/A
1538244819	\$356,946	\$239,440	General Revenue	No	Nursing Facility	N/A
1538246285	\$1,016,553	\$681,904	General Revenue	No	Nursing Facility	N/A
1538261359	\$1,658,999	\$1,112,856	General Revenue	No	Nursing Facility	N/A
1538318753	\$11,002	\$7,380	General Revenue	No	Nursing Facility	N/A
1538384029	\$8,519	\$5,715	General Revenue	No	Nursing Facility	N/A
1538485628	\$372,901	\$250,142	General Revenue	No	Nursing Facility	N/A
1538532395	\$3,815,467	\$2,559,415	General Revenue	No	Nursing Facility	N/A
1538551759	\$186,870	\$125,352	General Revenue	No	Nursing Facility	N/A
1538557343	\$2,313,940	\$1,552,191	General Revenue	No	Nursing Facility	N/A
1538599147	\$33,786	\$22,664	General Revenue	No	Nursing Facility	N/A
1538624507	\$2,679,907	\$1,797,682	General Revenue	No	Nursing Facility	N/A
1538627278	\$2,382,597	\$1,598,246	General Revenue	No	Nursing Facility	N/A
1538679931	\$1,692,635	\$1,135,420	General Revenue	No	Nursing Facility	N/A
1538704135	\$2,447,305	\$1,641,652	General Revenue	No	Nursing Facility	N/A
1538719836	\$4,056,713	\$2,721,243	General Revenue	No	Nursing Facility	N/A
1538770839	\$202,335	\$135,727	General Revenue	No	Nursing Facility	N/A
1548203011	\$361,649	\$242,594	General Revenue	No	Nursing Facility	N/A

**Nursing Facility Claims
Minimum Fee Schedule
SFY 2022**

1548251770	\$1,068,892	\$717,012	General Revenue	No	Nursing Facility	N/A
1548362387	\$1,977,309	\$1,326,379	General Revenue	No	Nursing Facility	N/A
1548362395	\$2,928,127	\$1,964,187	General Revenue	No	Nursing Facility	N/A
1548518608	\$131,707	\$88,349	General Revenue	No	Nursing Facility	N/A
1548557101	\$816,024	\$547,389	General Revenue	No	Nursing Facility	N/A
1548587843	\$68,729	\$46,104	General Revenue	No	Nursing Facility	N/A
1548623911	\$106,837	\$71,666	General Revenue	No	Nursing Facility	N/A
1548653082	\$906,197	\$607,877	General Revenue	No	Nursing Facility	N/A
1548687171	\$983,203	\$659,533	General Revenue	No	Nursing Facility	N/A
1548690878	\$1,178,479	\$790,524	General Revenue	No	Nursing Facility	N/A
1548721392	\$3,122,187	\$2,094,363	General Revenue	No	Nursing Facility	N/A
1548770308	\$3,437	\$2,306	General Revenue	No	Nursing Facility	N/A
1558000182	\$386,299	\$259,129	General Revenue	No	Nursing Facility	N/A
1558350751	\$851,944	\$571,484	General Revenue	No	Nursing Facility	N/A
1558381947	\$1,387,103	\$930,469	General Revenue	No	Nursing Facility	N/A
1558411660	\$378,211	\$253,704	General Revenue	No	Nursing Facility	N/A
1558482950	\$5,585,887	\$3,747,013	General Revenue	No	Nursing Facility	N/A
1558491506	\$326,309	\$218,888	General Revenue	No	Nursing Facility	N/A
1558612408	\$269,719	\$180,927	General Revenue	No	Nursing Facility	N/A
1558768259	\$3,722,055	\$2,496,755	General Revenue	No	Nursing Facility	N/A
1558772905	\$613,135	\$411,291	General Revenue	No	Nursing Facility	N/A
1558807974	\$3,891,512	\$2,610,426	General Revenue	No	Nursing Facility	N/A
1558813568	\$20,044	\$13,446	General Revenue	No	Nursing Facility	N/A
1558829291	\$3,668,466	\$2,460,807	General Revenue	No	Nursing Facility	N/A
1558831347	\$851,884	\$571,444	General Revenue	No	Nursing Facility	N/A
1558896589	\$57,843	\$38,801	General Revenue	No	Nursing Facility	N/A
1558936211	\$1,374,320	\$921,894	General Revenue	No	Nursing Facility	N/A
1558960070	\$1,485,249	\$996,305	General Revenue	No	Nursing Facility	N/A
1558966317	\$4,427,553	\$2,970,003	General Revenue	No	Nursing Facility	N/A
1558984278	\$1,332,696	\$893,973	General Revenue	No	Nursing Facility	N/A
1568045383	\$2,914,821	\$1,955,262	General Revenue	No	Nursing Facility	N/A

**Nursing Facility Claims
Minimum Fee Schedule
SFY 2022**

1568070001	\$2,332,718	\$1,564,787	General Revenue	No	Nursing Facility	N/A
1568633220	\$2,092,299	\$1,403,514	General Revenue	No	Nursing Facility	N/A
1568695617	\$1,559,085	\$1,045,834	General Revenue	No	Nursing Facility	N/A
1568710358	\$3,017,709	\$2,024,279	General Revenue	No	Nursing Facility	N/A
1568766962	\$604,492	\$405,493	General Revenue	No	Nursing Facility	N/A
1568808038	\$679,639	\$455,902	General Revenue	No	Nursing Facility	N/A
1568818599	\$46,145	\$30,954	General Revenue	No	Nursing Facility	N/A
1568849750	\$1,995,961	\$1,338,890	General Revenue	No	Nursing Facility	N/A
1568861888	\$2,998,772	\$2,011,576	General Revenue	No	Nursing Facility	N/A
1568909653	\$8,000	\$5,367	General Revenue	No	Nursing Facility	N/A
1568928505	\$4,062,546	\$2,725,156	General Revenue	No	Nursing Facility	N/A
1578048435	\$856,971	\$574,856	General Revenue	No	Nursing Facility	N/A
1578101218	\$1,343,497	\$901,218	General Revenue	No	Nursing Facility	N/A
1578138137	\$2,611,020	\$1,751,472	General Revenue	No	Nursing Facility	N/A
1578147989	\$2,461,505	\$1,651,177	General Revenue	No	Nursing Facility	N/A
1578157244	\$4,360,571	\$2,925,071	General Revenue	No	Nursing Facility	N/A
1578510137	\$120,866	\$81,077	General Revenue	No	Nursing Facility	N/A
1578518924	\$2,830,781	\$1,898,888	General Revenue	No	Nursing Facility	N/A
1578534772	\$1,074,106	\$720,510	General Revenue	No	Nursing Facility	N/A
1578545893	\$4,629,288	\$3,105,326	General Revenue	No	Nursing Facility	N/A
1578563342	\$261,099	\$175,145	General Revenue	No	Nursing Facility	N/A
1578642252	\$4,105,573	\$2,754,019	General Revenue	No	Nursing Facility	N/A
1578656294	\$2,716,190	\$1,822,020	General Revenue	No	Nursing Facility	N/A
1578769147	\$576,510	\$386,723	General Revenue	No	Nursing Facility	N/A
1578906350	\$1,577,771	\$1,058,369	General Revenue	No	Nursing Facility	N/A
1578911384	\$2,603,794	\$1,746,625	General Revenue	No	Nursing Facility	N/A
1578938254	\$19,877	\$13,333	General Revenue	No	Nursing Facility	N/A
1578956355	\$3,540,677	\$2,375,086	General Revenue	No	Nursing Facility	N/A
1578968707	\$1,586,393	\$1,064,152	General Revenue	No	Nursing Facility	N/A
1578983342	\$206,835	\$138,745	General Revenue	No	Nursing Facility	N/A
1578998605	\$1,064,260	\$713,906	General Revenue	No	Nursing Facility	N/A

**Nursing Facility Claims
Minimum Fee Schedule
SFY 2022**

1588025456	\$3,056,048	\$2,049,997	General Revenue	No	Nursing Facility	N/A
1588063820	\$4,277,374	\$2,869,262	General Revenue	No	Nursing Facility	N/A
1588071971	\$1,568,373	\$1,052,065	General Revenue	No	Nursing Facility	N/A
1588073597	\$3,939,351	\$2,642,517	General Revenue	No	Nursing Facility	N/A
1588075964	\$3,704,605	\$2,485,049	General Revenue	No	Nursing Facility	N/A
1588095061	\$2,156,104	\$1,446,314	General Revenue	No	Nursing Facility	N/A
1588103238	\$3,073,906	\$2,061,976	General Revenue	No	Nursing Facility	N/A
1588122238	\$3,854,519	\$2,585,612	General Revenue	No	Nursing Facility	N/A
1588142541	\$46,236	\$31,015	General Revenue	No	Nursing Facility	N/A
1588162390	\$3,410,389	\$2,287,689	General Revenue	No	Nursing Facility	N/A
1588218200	\$1,529,486	\$1,025,979	General Revenue	No	Nursing Facility	N/A
1588221667	\$2,976,820	\$1,996,851	General Revenue	No	Nursing Facility	N/A
1588263750	\$1,751,836	\$1,175,132	General Revenue	No	Nursing Facility	N/A
1588664866	\$246,368	\$165,264	General Revenue	No	Nursing Facility	N/A
1588674352	\$874,005	\$586,283	General Revenue	No	Nursing Facility	N/A
1588785992	\$1,303,681	\$874,509	General Revenue	No	Nursing Facility	N/A
1588832034	\$112,959	\$75,773	General Revenue	No	Nursing Facility	N/A
1598091936	\$3,076,878	\$2,063,970	General Revenue	No	Nursing Facility	N/A
1598097347	\$2,900,802	\$1,945,858	General Revenue	No	Nursing Facility	N/A
1598099848	\$37,173	\$24,936	General Revenue	No	Nursing Facility	N/A
1598156341	\$2,905,047	\$1,948,705	General Revenue	No	Nursing Facility	N/A
1598164881	\$3,781,304	\$2,536,499	General Revenue	No	Nursing Facility	N/A
1598183246	\$2,541,342	\$1,704,732	General Revenue	No	Nursing Facility	N/A
1598221442	\$1,340,136	\$898,964	General Revenue	No	Nursing Facility	N/A
1598237133	\$2,495,548	\$1,674,014	General Revenue	No	Nursing Facility	N/A
1598270878	\$3,181,227	\$2,133,967	General Revenue	No	Nursing Facility	N/A
1598300196	\$3,520,698	\$2,361,684	General Revenue	No	Nursing Facility	N/A
1598378796	\$2,668,213	\$1,789,837	General Revenue	No	Nursing Facility	N/A
1598726358	\$1,807,156	\$1,212,240	General Revenue	No	Nursing Facility	N/A
1598768681	\$795,957	\$533,928	General Revenue	No	Nursing Facility	N/A
1598886947	\$3,366,014	\$2,257,922	General Revenue	No	Nursing Facility	N/A

**Nursing Facility Claims
Minimum Fee Schedule
SFY 2022**

1598900250	\$425,847	\$285,658	General Revenue	No	Nursing Facility	N/A
1598902132	\$306,722	\$205,749	General Revenue	No	Nursing Facility	N/A
1609184118	\$33,080	\$22,190	General Revenue	No	Nursing Facility	N/A
1609189406	\$2,385,251	\$1,600,026	General Revenue	No	Nursing Facility	N/A
1609191428	\$201,075	\$134,881	General Revenue	No	Nursing Facility	N/A
1609260900	\$37,572	\$25,203	General Revenue	No	Nursing Facility	N/A
1609275981	\$3,501,601	\$2,348,874	General Revenue	No	Nursing Facility	N/A
1609287895	\$49,993	\$33,535	General Revenue	No	Nursing Facility	N/A
1609312024	\$2,672,781	\$1,792,901	General Revenue	No	Nursing Facility	N/A
1609312370	\$2,806,477	\$1,882,584	General Revenue	No	Nursing Facility	N/A
1609397785	\$2,287,927	\$1,534,741	General Revenue	No	Nursing Facility	N/A
1609473362	\$2,108,320	\$1,414,261	General Revenue	No	Nursing Facility	N/A
1609814532	\$358,288	\$240,340	General Revenue	No	Nursing Facility	N/A
1609822295	\$825,033	\$553,432	General Revenue	No	Nursing Facility	N/A
1609861939	\$511,607	\$343,186	General Revenue	No	Nursing Facility	N/A
1609873272	\$1,936,590	\$1,299,065	General Revenue	No	Nursing Facility	N/A
1609915966	\$1,389,409	\$932,016	General Revenue	No	Nursing Facility	N/A
1609945708	\$697,545	\$467,913	General Revenue	No	Nursing Facility	N/A
1609963883	\$114,344	\$76,702	General Revenue	No	Nursing Facility	N/A
1609997279	\$4,981,561	\$3,341,631	General Revenue	No	Nursing Facility	N/A
1619017332	\$834,147	\$559,546	General Revenue	No	Nursing Facility	N/A
1619113644	\$1,545,537	\$1,036,746	General Revenue	No	Nursing Facility	N/A
1619286218	\$337,423	\$226,344	General Revenue	No	Nursing Facility	N/A
1619298908	\$1,975,714	\$1,325,309	General Revenue	No	Nursing Facility	N/A
1619460805	\$4,206,201	\$2,821,520	General Revenue	No	Nursing Facility	N/A
1619460896	\$9,419,995	\$6,318,933	General Revenue	No	Nursing Facility	N/A
1619467842	\$3,467,078	\$2,325,716	General Revenue	No	Nursing Facility	N/A
1619515350	\$4,127,668	\$2,768,840	General Revenue	No	Nursing Facility	N/A
1619572484	\$2,611,014	\$1,751,468	General Revenue	No	Nursing Facility	N/A
1619593985	\$2,727,596	\$1,829,671	General Revenue	No	Nursing Facility	N/A
1619918489	\$3,392,890	\$2,275,951	General Revenue	No	Nursing Facility	N/A

**Nursing Facility Claims
Minimum Fee Schedule
SFY 2022**

1619969417	\$1,992,968	\$1,336,883	General Revenue	No	Nursing Facility	N/A
1629021803	\$1,407,487	\$944,142	General Revenue	No	Nursing Facility	N/A
1629062369	\$9,823,741	\$6,589,766	General Revenue	No	Nursing Facility	N/A
1629180740	\$2,936,103	\$1,969,538	General Revenue	No	Nursing Facility	N/A
1629181565	\$842,184	\$564,937	General Revenue	No	Nursing Facility	N/A
1629240031	\$1,512,152	\$1,014,352	General Revenue	No	Nursing Facility	N/A
1629356415	\$185,437	\$124,391	General Revenue	No	Nursing Facility	N/A
1629372610	\$867,394	\$581,848	General Revenue	No	Nursing Facility	N/A
1629373493	\$1,651,000	\$1,107,491	General Revenue	No	Nursing Facility	N/A
1629417787	\$2,119,902	\$1,422,031	General Revenue	No	Nursing Facility	N/A
1629458682	\$220,827	\$148,130	General Revenue	No	Nursing Facility	N/A
1629466909	\$2,318,388	\$1,555,175	General Revenue	No	Nursing Facility	N/A
1629467865	\$919,422	\$616,748	General Revenue	No	Nursing Facility	N/A
1629486717	\$3,980,309	\$2,669,991	General Revenue	No	Nursing Facility	N/A
1629493028	\$1,121,392	\$752,229	General Revenue	No	Nursing Facility	N/A
1629499595	\$1,845,674	\$1,238,078	General Revenue	No	Nursing Facility	N/A
1629516109	\$1,783,129	\$1,196,123	General Revenue	No	Nursing Facility	N/A
1629519400	\$826,979	\$554,738	General Revenue	No	Nursing Facility	N/A
1629613138	\$5,130,252	\$3,441,373	General Revenue	No	Nursing Facility	N/A
1629622253	\$3,618,178	\$2,427,074	General Revenue	No	Nursing Facility	N/A
1639102122	\$989,342	\$663,651	General Revenue	No	Nursing Facility	N/A
1639152689	\$607,520	\$407,524	General Revenue	No	Nursing Facility	N/A
1639163595	\$2,981,624	\$2,000,073	General Revenue	No	Nursing Facility	N/A
1639314560	\$3,702,324	\$2,483,519	General Revenue	No	Nursing Facility	N/A
1639314982	\$1,949,046	\$1,307,420	General Revenue	No	Nursing Facility	N/A
1639419781	\$1,947,328	\$1,306,267	General Revenue	No	Nursing Facility	N/A
1639423262	\$2,376,153	\$1,593,923	General Revenue	No	Nursing Facility	N/A
1639468473	\$3,060,894	\$2,053,248	General Revenue	No	Nursing Facility	N/A
1639556822	\$1,258,394	\$844,131	General Revenue	No	Nursing Facility	N/A
1639567415	\$1,326,335	\$889,706	General Revenue	No	Nursing Facility	N/A
1639569460	\$157,564	\$105,694	General Revenue	No	Nursing Facility	N/A

**Nursing Facility Claims
Minimum Fee Schedule
SFY 2022**

1639569734	\$2,701,625	\$1,812,250	General Revenue	No	Nursing Facility	N/A
1639582935	\$505,703	\$339,225	General Revenue	No	Nursing Facility	N/A
1639593437	\$2,566	\$1,721	General Revenue	No	Nursing Facility	N/A
1639608524	\$8,806	\$5,907	General Revenue	No	Nursing Facility	N/A
1639619539	\$1,424,468	\$955,533	General Revenue	No	Nursing Facility	N/A
1639686256	\$2,986	\$2,003	General Revenue	No	Nursing Facility	N/A
1639692239	\$167,041	\$112,051	General Revenue	No	Nursing Facility	N/A
1639700461	\$2,896,535	\$1,942,996	General Revenue	No	Nursing Facility	N/A
1639714223	\$4,363,045	\$2,926,731	General Revenue	No	Nursing Facility	N/A
1639744394	\$2,751,661	\$1,845,814	General Revenue	No	Nursing Facility	N/A
1649204678	\$205,329	\$137,735	General Revenue	No	Nursing Facility	N/A
1649221631	\$4,958	\$3,326	General Revenue	No	Nursing Facility	N/A
1649251026	\$4,846,955	\$3,251,337	General Revenue	No	Nursing Facility	N/A
1649268152	\$1,631,663	\$1,094,519	General Revenue	No	Nursing Facility	N/A
1649321928	\$241,798	\$162,198	General Revenue	No	Nursing Facility	N/A
1649391004	\$5,283,548	\$3,544,204	General Revenue	No	Nursing Facility	N/A
1649402603	\$2,231,574	\$1,496,940	General Revenue	No	Nursing Facility	N/A
1649563552	\$210,247	\$141,034	General Revenue	No	Nursing Facility	N/A
1649608779	\$53,152	\$35,654	General Revenue	No	Nursing Facility	N/A
1649651373	\$1,706,714	\$1,144,864	General Revenue	No	Nursing Facility	N/A
1649722943	\$2,121,246	\$1,422,932	General Revenue	No	Nursing Facility	N/A
1649734146	\$2,087,156	\$1,400,065	General Revenue	No	Nursing Facility	N/A
1649735036	\$2,449,633	\$1,643,214	General Revenue	No	Nursing Facility	N/A
1649760877	\$2,089,252	\$1,401,471	General Revenue	No	Nursing Facility	N/A
1649824343	\$4,682,418	\$3,140,966	General Revenue	No	Nursing Facility	N/A
1649827684	\$758,682	\$508,924	General Revenue	No	Nursing Facility	N/A
1649834185	\$1,272,326	\$853,477	General Revenue	No	Nursing Facility	N/A
1649884313	\$2,618,795	\$1,756,688	General Revenue	No	Nursing Facility	N/A
1649932310	\$435,682	\$292,256	General Revenue	No	Nursing Facility	N/A
1659006633	\$5,256	\$3,526	General Revenue	No	Nursing Facility	N/A
1659327930	\$1,006,284	\$675,015	General Revenue	No	Nursing Facility	N/A

**Nursing Facility Claims
Minimum Fee Schedule
SFY 2022**

1659336840	\$805,531	\$540,350	General Revenue	No	Nursing Facility	N/A
1659342160	\$336,147	\$225,488	General Revenue	No	Nursing Facility	N/A
1659353589	\$3,156,221	\$2,117,193	General Revenue	No	Nursing Facility	N/A
1659369627	\$4,767,143	\$3,197,800	General Revenue	No	Nursing Facility	N/A
1659371565	\$170,668	\$114,484	General Revenue	No	Nursing Facility	N/A
1659410850	\$899,266	\$603,228	General Revenue	No	Nursing Facility	N/A
1659516532	\$1,667,299	\$1,118,424	General Revenue	No	Nursing Facility	N/A
1659535441	\$3,047,596	\$2,044,328	General Revenue	No	Nursing Facility	N/A
1659696177	\$2,760,674	\$1,851,860	General Revenue	No	Nursing Facility	N/A
1659731081	\$3,689,161	\$2,474,689	General Revenue	No	Nursing Facility	N/A
1659741411	\$1,715,658	\$1,150,864	General Revenue	No	Nursing Facility	N/A
1659769420	\$2,803,142	\$1,880,348	General Revenue	No	Nursing Facility	N/A
1659970655	\$989,940	\$664,052	General Revenue	No	Nursing Facility	N/A
1659976975	\$1,540,688	\$1,033,493	General Revenue	No	Nursing Facility	N/A
1669021721	\$1,672,785	\$1,122,104	General Revenue	No	Nursing Facility	N/A
1669422275	\$4,688,755	\$3,145,217	General Revenue	No	Nursing Facility	N/A
1669424388	\$1,882,535	\$1,262,804	General Revenue	No	Nursing Facility	N/A
1669425476	\$2,234,668	\$1,499,015	General Revenue	No	Nursing Facility	N/A
1669454963	\$3,634,280	\$2,437,875	General Revenue	No	Nursing Facility	N/A
1669463345	\$39,384	\$26,418	General Revenue	No	Nursing Facility	N/A
1669490496	\$2,801,536	\$1,879,270	General Revenue	No	Nursing Facility	N/A
1669566584	\$337,635	\$226,486	General Revenue	No	Nursing Facility	N/A
1669574414	\$1,691,907	\$1,134,931	General Revenue	No	Nursing Facility	N/A
1669589610	\$2,763,565	\$1,853,799	General Revenue	No	Nursing Facility	N/A
1669593257	\$1,996,287	\$1,339,109	General Revenue	No	Nursing Facility	N/A
1669723516	\$1,039,423	\$697,245	General Revenue	No	Nursing Facility	N/A
1669746210	\$2,133,868	\$1,431,399	General Revenue	No	Nursing Facility	N/A
1669832903	\$3,929,400	\$2,635,842	General Revenue	No	Nursing Facility	N/A
1669857751	\$163,564	\$109,719	General Revenue	No	Nursing Facility	N/A
1669860425	\$1,390,080	\$932,466	General Revenue	No	Nursing Facility	N/A
1669860433	\$2,367,819	\$1,588,333	General Revenue	No	Nursing Facility	N/A

**Nursing Facility Claims
Minimum Fee Schedule
SFY 2022**

1669862876	\$2,517,767	\$1,688,918	General Revenue	No	Nursing Facility	N/A
1669880118	\$1,978,797	\$1,327,377	General Revenue	No	Nursing Facility	N/A
1669890810	\$251,313	\$168,580	General Revenue	No	Nursing Facility	N/A
1669893871	\$1,215,930	\$815,646	General Revenue	No	Nursing Facility	N/A
1669897112	\$452,079	\$303,255	General Revenue	No	Nursing Facility	N/A
1669929642	\$3,632,309	\$2,436,553	General Revenue	No	Nursing Facility	N/A
1669957619	\$3,605,509	\$2,418,576	General Revenue	No	Nursing Facility	N/A
1669994018	\$1,475,339	\$989,657	General Revenue	No	Nursing Facility	N/A
1679034425	\$3,863,933	\$2,591,926	General Revenue	No	Nursing Facility	N/A
1679039531	\$2,959,902	\$1,985,502	General Revenue	No	Nursing Facility	N/A
1679087985	\$4,225,595	\$2,834,529	General Revenue	No	Nursing Facility	N/A
1679091508	\$3,348,291	\$2,246,034	General Revenue	No	Nursing Facility	N/A
1679116354	\$5,505,737	\$3,693,249	General Revenue	No	Nursing Facility	N/A
1679117154	\$6,629,240	\$4,446,894	General Revenue	No	Nursing Facility	N/A
1679160089	\$1,528,967	\$1,025,631	General Revenue	No	Nursing Facility	N/A
1679225296	\$935,844	\$627,764	General Revenue	No	Nursing Facility	N/A
1679510093	\$447,551	\$300,217	General Revenue	No	Nursing Facility	N/A
1679721344	\$3,049,597	\$2,045,670	General Revenue	No	Nursing Facility	N/A
1679794408	\$76,679	\$51,436	General Revenue	No	Nursing Facility	N/A
1679851596	\$167,802	\$112,562	General Revenue	No	Nursing Facility	N/A
1679865141	\$68,706	\$46,088	General Revenue	No	Nursing Facility	N/A
1679895163	\$3,457,287	\$2,319,148	General Revenue	No	Nursing Facility	N/A
1679898803	\$1,197,254	\$803,118	General Revenue	No	Nursing Facility	N/A
1679902282	\$4,278,205	\$2,869,820	General Revenue	No	Nursing Facility	N/A
1679917546	\$84,075	\$56,398	General Revenue	No	Nursing Facility	N/A
1679981765	\$8,120,952	\$5,447,535	General Revenue	No	Nursing Facility	N/A
1679986897	\$3,946,633	\$2,647,401	General Revenue	No	Nursing Facility	N/A
1689084840	\$3,145,592	\$2,110,063	General Revenue	No	Nursing Facility	N/A
1689114498	\$3,966,099	\$2,660,459	General Revenue	No	Nursing Facility	N/A
1689128860	\$568,849	\$381,584	General Revenue	No	Nursing Facility	N/A
1689178139	\$9,554	\$6,409	General Revenue	No	Nursing Facility	N/A

**Nursing Facility Claims
Minimum Fee Schedule
SFY 2022**

1689219198	\$6,105,400	\$4,095,502	General Revenue	No	Nursing Facility	N/A
1689320376	\$482,811	\$323,869	General Revenue	No	Nursing Facility	N/A
1689824526	\$1,471,862	\$987,325	General Revenue	No	Nursing Facility	N/A
1689836645	\$2,468,198	\$1,655,667	General Revenue	No	Nursing Facility	N/A
1689842536	\$1,834,547	\$1,230,614	General Revenue	No	Nursing Facility	N/A
1689906430	\$3,605,776	\$2,418,754	General Revenue	No	Nursing Facility	N/A
1699013599	\$2,270,878	\$1,523,305	General Revenue	No	Nursing Facility	N/A
1699029413	\$2,792,104	\$1,872,943	General Revenue	No	Nursing Facility	N/A
1699074708	\$91,242	\$61,205	General Revenue	No	Nursing Facility	N/A
1699105965	\$1,557,419	\$1,044,716	General Revenue	No	Nursing Facility	N/A
1699111054	\$1,652,007	\$1,108,166	General Revenue	No	Nursing Facility	N/A
1699114785	\$4,634,864	\$3,109,067	General Revenue	No	Nursing Facility	N/A
1699162644	\$318,440	\$213,609	General Revenue	No	Nursing Facility	N/A
1699163980	\$3,557,245	\$2,386,200	General Revenue	No	Nursing Facility	N/A
1699190199	\$1,088,215	\$729,974	General Revenue	No	Nursing Facility	N/A
1699211011	\$3,039,645	\$2,038,994	General Revenue	No	Nursing Facility	N/A
1699236448	\$2,517,571	\$1,688,787	General Revenue	No	Nursing Facility	N/A
1699256982	\$5,525,945	\$3,706,804	General Revenue	No	Nursing Facility	N/A
1699719989	\$811,653	\$544,457	General Revenue	No	Nursing Facility	N/A
1699763136	\$1,740,909	\$1,167,802	General Revenue	No	Nursing Facility	N/A
1699811794	\$2,250,247	\$1,509,466	General Revenue	No	Nursing Facility	N/A
1699877449	\$2,013,421	\$1,350,603	General Revenue	No	Nursing Facility	N/A
1699923680	\$59,364	\$39,821	General Revenue	No	Nursing Facility	N/A
1699932889	\$1,770,008	\$1,187,321	General Revenue	No	Nursing Facility	N/A
1700083524	\$24,223	\$16,249	General Revenue	No	Nursing Facility	N/A
1700136132	\$856,170	\$574,319	General Revenue	No	Nursing Facility	N/A
1700193588	\$3,671,536	\$2,462,866	General Revenue	No	Nursing Facility	N/A
1700228632	\$2,349,370	\$1,575,957	General Revenue	No	Nursing Facility	N/A
1700274198	\$2,458,412	\$1,649,103	General Revenue	No	Nursing Facility	N/A
1700307964	\$3,270,585	\$2,193,908	General Revenue	No	Nursing Facility	N/A
1700430600	\$1,582,691	\$1,061,669	General Revenue	No	Nursing Facility	N/A

**Nursing Facility Claims
Minimum Fee Schedule
SFY 2022**

1700802873	\$2,070,597	\$1,388,956	General Revenue	No	Nursing Facility	N/A
1700841673	\$1,914,210	\$1,284,052	General Revenue	No	Nursing Facility	N/A
1700844628	\$203,907	\$136,781	General Revenue	No	Nursing Facility	N/A
1700875903	\$1,330,786	\$892,691	General Revenue	No	Nursing Facility	N/A
1700991700	\$408,430	\$273,975	General Revenue	No	Nursing Facility	N/A
1710008263	\$2,148,498	\$1,441,213	General Revenue	No	Nursing Facility	N/A
1710056171	\$3,888,582	\$2,608,461	General Revenue	No	Nursing Facility	N/A
1710306253	\$863,395	\$579,165	General Revenue	No	Nursing Facility	N/A
1710307202	\$579,302	\$388,596	General Revenue	No	Nursing Facility	N/A
1710318316	\$3,434,938	\$2,304,157	General Revenue	No	Nursing Facility	N/A
1710348685	\$4,124,015	\$2,766,390	General Revenue	No	Nursing Facility	N/A
1710378575	\$2,602,223	\$1,745,571	General Revenue	No	Nursing Facility	N/A
1710395892	\$1,174,530	\$787,875	General Revenue	No	Nursing Facility	N/A
1710432240	\$5,059,555	\$3,393,949	General Revenue	No	Nursing Facility	N/A
1710432877	\$1,947,492	\$1,306,378	General Revenue	No	Nursing Facility	N/A
1710435383	\$1,810,525	\$1,214,500	General Revenue	No	Nursing Facility	N/A
1710442785	\$3,392,971	\$2,276,005	General Revenue	No	Nursing Facility	N/A
1710981527	\$102,741	\$68,918	General Revenue	No	Nursing Facility	N/A
1720076417	\$2,705,199	\$1,814,647	General Revenue	No	Nursing Facility	N/A
1720085731	\$1,483,337	\$995,023	General Revenue	No	Nursing Facility	N/A
1720086655	\$2,734,656	\$1,834,407	General Revenue	No	Nursing Facility	N/A
1720088123	\$6,463	\$4,336	General Revenue	No	Nursing Facility	N/A
1720098585	\$356,089	\$238,864	General Revenue	No	Nursing Facility	N/A
1720100050	\$1,053,319	\$706,566	General Revenue	No	Nursing Facility	N/A
1720162506	\$822	\$552	General Revenue	No	Nursing Facility	N/A
1720289036	\$187,478	\$125,760	General Revenue	No	Nursing Facility	N/A
1720376650	\$3,813	\$2,557	General Revenue	No	Nursing Facility	N/A
1720383599	\$4,560,635	\$3,059,274	General Revenue	No	Nursing Facility	N/A
1720404981	\$3,407,919	\$2,286,032	General Revenue	No	Nursing Facility	N/A
1720408073	\$2,953,446	\$1,981,172	General Revenue	No	Nursing Facility	N/A
1720490311	\$1,806,250	\$1,211,632	General Revenue	No	Nursing Facility	N/A

**Nursing Facility Claims
Minimum Fee Schedule
SFY 2022**

1720505712	\$1,553,350	\$1,041,987	General Revenue	No	Nursing Facility	N/A
1720525116	\$2,193,600	\$1,471,467	General Revenue	No	Nursing Facility	N/A
1720544786	\$1,992,552	\$1,336,604	General Revenue	No	Nursing Facility	N/A
1720561772	\$5,223	\$3,504	General Revenue	No	Nursing Facility	N/A
1720623622	\$912,269	\$611,950	General Revenue	No	Nursing Facility	N/A
1720632359	\$4,196,469	\$2,814,991	General Revenue	No	Nursing Facility	N/A
1720638398	\$7,885	\$5,289	General Revenue	No	Nursing Facility	N/A
1720642242	\$1,029,384	\$690,511	General Revenue	No	Nursing Facility	N/A
1730201708	\$2,281,476	\$1,530,414	General Revenue	No	Nursing Facility	N/A
1730255001	\$38,710	\$25,967	General Revenue	No	Nursing Facility	N/A
1730281585	\$3,826,265	\$2,566,659	General Revenue	No	Nursing Facility	N/A
1730311655	\$708,771	\$475,444	General Revenue	No	Nursing Facility	N/A
1730425760	\$77,824	\$52,204	General Revenue	No	Nursing Facility	N/A
1730478603	\$778,064	\$521,926	General Revenue	No	Nursing Facility	N/A
1730577503	\$1,419,598	\$952,266	General Revenue	No	Nursing Facility	N/A
1730578006	\$3,199,296	\$2,146,088	General Revenue	No	Nursing Facility	N/A
1730629544	\$2,132,497	\$1,430,479	General Revenue	No	Nursing Facility	N/A
1730630831	\$2,090,619	\$1,402,387	General Revenue	No	Nursing Facility	N/A
1730644121	\$2,970,816	\$1,992,823	General Revenue	No	Nursing Facility	N/A
1730668898	\$2,150,083	\$1,442,276	General Revenue	No	Nursing Facility	N/A
1730689761	\$89,114	\$59,778	General Revenue	No	Nursing Facility	N/A
1730694787	\$4,798,501	\$3,218,834	General Revenue	No	Nursing Facility	N/A
1730758558	\$1,044,466	\$700,628	General Revenue	No	Nursing Facility	N/A
1730779646	\$2,698,993	\$1,810,485	General Revenue	No	Nursing Facility	N/A
1740261742	\$899,316	\$603,261	General Revenue	No	Nursing Facility	N/A
1740277870	\$244,843	\$164,240	General Revenue	No	Nursing Facility	N/A
1740288505	\$17,069	\$11,450	General Revenue	No	Nursing Facility	N/A
1740301175	\$2,543,921	\$1,706,462	General Revenue	No	Nursing Facility	N/A
1740301209	\$1,395,180	\$935,886	General Revenue	No	Nursing Facility	N/A
1740307420	\$8,867	\$5,948	General Revenue	No	Nursing Facility	N/A
1740318435	\$473,018	\$317,300	General Revenue	No	Nursing Facility	N/A

**Nursing Facility Claims
Minimum Fee Schedule
SFY 2022**

1740372952	\$4,449,438	\$2,984,683	General Revenue	No	Nursing Facility	N/A
1740526557	\$2,288,620	\$1,535,206	General Revenue	No	Nursing Facility	N/A
1740608629	\$1,624,121	\$1,089,460	General Revenue	No	Nursing Facility	N/A
1740710094	\$524,742	\$351,997	General Revenue	No	Nursing Facility	N/A
1740739234	\$529,832	\$355,411	General Revenue	No	Nursing Facility	N/A
1740798651	\$5,209,094	\$3,494,260	General Revenue	No	Nursing Facility	N/A
1740814318	\$1,707,267	\$1,145,235	General Revenue	No	Nursing Facility	N/A
1740874551	\$2,601,254	\$1,744,922	General Revenue	No	Nursing Facility	N/A
1750335345	\$856,026	\$574,222	General Revenue	No	Nursing Facility	N/A
1750388617	\$2,363,504	\$1,585,439	General Revenue	No	Nursing Facility	N/A
1750389920	\$2,352,682	\$1,578,179	General Revenue	No	Nursing Facility	N/A
1750441937	\$3,085,673	\$2,069,870	General Revenue	No	Nursing Facility	N/A
1750586814	\$224,662	\$150,703	General Revenue	No	Nursing Facility	N/A
1750587770	\$3,414,498	\$2,290,445	General Revenue	No	Nursing Facility	N/A
1750650917	\$789,563	\$529,639	General Revenue	No	Nursing Facility	N/A
1750677498	\$248,897	\$166,960	General Revenue	No	Nursing Facility	N/A
1750702627	\$2,482,133	\$1,665,015	General Revenue	No	Nursing Facility	N/A
1750723102	\$1,591,856	\$1,067,817	General Revenue	No	Nursing Facility	N/A
1750770749	\$4,887,520	\$3,278,549	General Revenue	No	Nursing Facility	N/A
1750778197	\$649,597	\$435,750	General Revenue	No	Nursing Facility	N/A
1750794574	\$921,857	\$618,382	General Revenue	No	Nursing Facility	N/A
1750805255	\$153,101	\$102,700	General Revenue	No	Nursing Facility	N/A
1750833901	\$2,737,751	\$1,836,484	General Revenue	No	Nursing Facility	N/A
1750869715	\$17,788	\$11,932	General Revenue	No	Nursing Facility	N/A
1750882510	\$3,238,930	\$2,172,674	General Revenue	No	Nursing Facility	N/A
1750979027	\$104,808	\$70,305	General Revenue	No	Nursing Facility	N/A
1750980272	\$2,836,112	\$1,902,464	General Revenue	No	Nursing Facility	N/A
1750985909	\$2,934,208	\$1,968,267	General Revenue	No	Nursing Facility	N/A
1760013809	\$1,886,358	\$1,265,369	General Revenue	No	Nursing Facility	N/A
1760027270	\$2,313,908	\$1,552,169	General Revenue	No	Nursing Facility	N/A
1760036669	\$2,085,594	\$1,399,016	General Revenue	No	Nursing Facility	N/A

**Nursing Facility Claims
Minimum Fee Schedule
SFY 2022**

1760470181	\$1,599,284	\$1,072,800	General Revenue	No	Nursing Facility	N/A
1760478200	\$1,794,695	\$1,203,882	General Revenue	No	Nursing Facility	N/A
1760483671	\$337,406	\$226,332	General Revenue	No	Nursing Facility	N/A
1760503106	\$1,266,185	\$849,357	General Revenue	No	Nursing Facility	N/A
1760603229	\$110,866	\$74,369	General Revenue	No	Nursing Facility	N/A
1760689293	\$2,691,520	\$1,805,472	General Revenue	No	Nursing Facility	N/A
1760720684	\$4,465,616	\$2,995,536	General Revenue	No	Nursing Facility	N/A
1760733604	\$259,418	\$174,017	General Revenue	No	Nursing Facility	N/A
1760793814	\$652,702	\$437,833	General Revenue	No	Nursing Facility	N/A
1760802532	\$1,299,708	\$871,844	General Revenue	No	Nursing Facility	N/A
1760871750	\$2,521,473	\$1,691,404	General Revenue	No	Nursing Facility	N/A
1760899157	\$3,297,230	\$2,211,782	General Revenue	No	Nursing Facility	N/A
1760950141	\$3,787,706	\$2,540,793	General Revenue	No	Nursing Facility	N/A
1770009979	\$2,545,560	\$1,707,562	General Revenue	No	Nursing Facility	N/A
1770128365	\$3,914,508	\$2,625,852	General Revenue	No	Nursing Facility	N/A
1770131773	\$2,623,373	\$1,759,759	General Revenue	No	Nursing Facility	N/A
1770143521	\$3,646,404	\$2,446,008	General Revenue	No	Nursing Facility	N/A
1770152589	\$1,023,019	\$686,241	General Revenue	No	Nursing Facility	N/A
1770196974	\$2,748,609	\$1,843,767	General Revenue	No	Nursing Facility	N/A
1770236762	\$520,162	\$348,925	General Revenue	No	Nursing Facility	N/A
1770515561	\$90,329	\$60,593	General Revenue	No	Nursing Facility	N/A
1770519159	\$1,462,529	\$981,064	General Revenue	No	Nursing Facility	N/A
1770583254	\$2,624,803	\$1,760,718	General Revenue	No	Nursing Facility	N/A
1770604365	\$4,001,465	\$2,684,182	General Revenue	No	Nursing Facility	N/A
1770612608	\$359,067	\$240,862	General Revenue	No	Nursing Facility	N/A
1770727455	\$1,936,390	\$1,298,931	General Revenue	No	Nursing Facility	N/A
1770752172	\$2,728,164	\$1,830,053	General Revenue	No	Nursing Facility	N/A
1770755902	\$106,941	\$71,736	General Revenue	No	Nursing Facility	N/A
1770780223	\$1,154,456	\$774,409	General Revenue	No	Nursing Facility	N/A
1770815524	\$3,106,274	\$2,083,689	General Revenue	No	Nursing Facility	N/A
1770818478	\$1,527,324	\$1,024,529	General Revenue	No	Nursing Facility	N/A

**Nursing Facility Claims
Minimum Fee Schedule
SFY 2022**

1770819377	\$1,033,657	\$693,377	General Revenue	No	Nursing Facility	N/A
1770844102	\$315,176	\$211,420	General Revenue	No	Nursing Facility	N/A
1770873895	\$135,332	\$90,781	General Revenue	No	Nursing Facility	N/A
1770970543	\$3,685,476	\$2,472,217	General Revenue	No	Nursing Facility	N/A
1770972051	\$1,553,742	\$1,042,250	General Revenue	No	Nursing Facility	N/A
1770972572	\$4,108,700	\$2,756,116	General Revenue	No	Nursing Facility	N/A
1770984569	\$2,382,978	\$1,598,502	General Revenue	No	Nursing Facility	N/A
1780021915	\$2,420,422	\$1,623,619	General Revenue	No	Nursing Facility	N/A
1780073056	\$2,597,488	\$1,742,395	General Revenue	No	Nursing Facility	N/A
1780077479	\$944,987	\$633,897	General Revenue	No	Nursing Facility	N/A
1780101642	\$126,969	\$85,171	General Revenue	No	Nursing Facility	N/A
1780124594	\$2,881,138	\$1,932,668	General Revenue	No	Nursing Facility	N/A
1780143933	\$833,615	\$559,189	General Revenue	No	Nursing Facility	N/A
1780157206	\$147,915	\$99,221	General Revenue	No	Nursing Facility	N/A
1780198093	\$133,588	\$89,611	General Revenue	No	Nursing Facility	N/A
1780204263	\$2,483,679	\$1,666,052	General Revenue	No	Nursing Facility	N/A
1780244533	\$3,380,733	\$2,267,796	General Revenue	No	Nursing Facility	N/A
1780289553	\$1,177,729	\$790,021	General Revenue	No	Nursing Facility	N/A
1780618835	\$1,986,676	\$1,332,662	General Revenue	No	Nursing Facility	N/A
1780627158	\$1,472,645	\$987,851	General Revenue	No	Nursing Facility	N/A
1780629279	\$1,926,610	\$1,292,370	General Revenue	No	Nursing Facility	N/A
1780633396	\$3,500,110	\$2,347,874	General Revenue	No	Nursing Facility	N/A
1780637132	\$1,814,298	\$1,217,031	General Revenue	No	Nursing Facility	N/A
1780637512	\$867,920	\$582,200	General Revenue	No	Nursing Facility	N/A
1780641803	\$2,419,311	\$1,622,873	General Revenue	No	Nursing Facility	N/A
1780727081	\$514,030	\$344,811	General Revenue	No	Nursing Facility	N/A
1780873117	\$132,714	\$89,025	General Revenue	No	Nursing Facility	N/A
1790155794	\$322,036	\$216,022	General Revenue	No	Nursing Facility	N/A
1790157519	\$145,301	\$97,468	General Revenue	No	Nursing Facility	N/A
1790174357	\$3,726,875	\$2,499,988	General Revenue	No	Nursing Facility	N/A
1790222693	\$2,110,011	\$1,415,395	General Revenue	No	Nursing Facility	N/A

**Nursing Facility Claims
Minimum Fee Schedule
SFY 2022**

1790236198	\$4,823,519	\$3,235,616	General Revenue	No	Nursing Facility	N/A
1790320398	\$2,442,050	\$1,638,127	General Revenue	No	Nursing Facility	N/A
1790354165	\$3,542,000	\$2,375,974	General Revenue	No	Nursing Facility	N/A
1790749067	\$5,478,490	\$3,674,971	General Revenue	No	Nursing Facility	N/A
1790767002	\$2,684,252	\$1,800,596	General Revenue	No	Nursing Facility	N/A
1790779452	\$3,415,583	\$2,291,173	General Revenue	No	Nursing Facility	N/A
1790788958	\$1,868,235	\$1,253,212	General Revenue	No	Nursing Facility	N/A
1790795524	\$280,639	\$188,252	General Revenue	No	Nursing Facility	N/A
1790842714	\$1,765,786	\$1,184,489	General Revenue	No	Nursing Facility	N/A
1790885978	\$816,099	\$547,439	General Revenue	No	Nursing Facility	N/A
1790963130	\$2,537,094	\$1,701,883	General Revenue	No	Nursing Facility	N/A
1801036561	\$3,835,033	\$2,572,540	General Revenue	No	Nursing Facility	N/A
1801166434	\$43,468	\$29,159	General Revenue	No	Nursing Facility	N/A
1801171186	\$2,843,356	\$1,907,323	General Revenue	No	Nursing Facility	N/A
1801172127	\$175,051	\$117,424	General Revenue	No	Nursing Facility	N/A
1801217997	\$3,028,967	\$2,031,831	General Revenue	No	Nursing Facility	N/A
1801224142	\$148,226	\$99,430	General Revenue	No	Nursing Facility	N/A
1801239033	\$2,566,752	\$1,721,777	General Revenue	No	Nursing Facility	N/A
1801257779	\$2,315,294	\$1,553,099	General Revenue	No	Nursing Facility	N/A
1801267075	\$118,757	\$79,662	General Revenue	No	Nursing Facility	N/A
1801289335	\$62,269	\$41,770	General Revenue	No	Nursing Facility	N/A
1801351614	\$3,892,009	\$2,610,759	General Revenue	No	Nursing Facility	N/A
1801354543	\$4,462,358	\$2,993,350	General Revenue	No	Nursing Facility	N/A
1801393665	\$2,200,390	\$1,476,022	General Revenue	No	Nursing Facility	N/A
1801429303	\$2,654,669	\$1,780,752	General Revenue	No	Nursing Facility	N/A
1801485537	\$733,889	\$492,293	General Revenue	No	Nursing Facility	N/A
1801878319	\$2,637,165	\$1,769,011	General Revenue	No	Nursing Facility	N/A
1801880281	\$141,093	\$94,645	General Revenue	No	Nursing Facility	N/A
1801917497	\$743	\$498	General Revenue	No	Nursing Facility	N/A
1801931845	\$1,140,080	\$764,766	General Revenue	No	Nursing Facility	N/A
1811018286	\$1,295,437	\$868,979	General Revenue	No	Nursing Facility	N/A

**Nursing Facility Claims
Minimum Fee Schedule
SFY 2022**

1811018476	\$4,909,462	\$3,293,267	General Revenue	No	Nursing Facility	N/A
1811051964	\$1,762,501	\$1,182,286	General Revenue	No	Nursing Facility	N/A
1811122534	\$2,320,845	\$1,556,823	General Revenue	No	Nursing Facility	N/A
1811233802	\$144,910	\$97,206	General Revenue	No	Nursing Facility	N/A
1811283104	\$73,082	\$49,024	General Revenue	No	Nursing Facility	N/A
1811300668	\$3,029,720	\$2,032,336	General Revenue	No	Nursing Facility	N/A
1811350382	\$580,883	\$389,656	General Revenue	No	Nursing Facility	N/A
1811357155	\$3,390,474	\$2,274,330	General Revenue	No	Nursing Facility	N/A
1811358229	\$3,703,314	\$2,484,183	General Revenue	No	Nursing Facility	N/A
1811404569	\$170,904	\$114,642	General Revenue	No	Nursing Facility	N/A
1811432263	\$1,469,970	\$986,056	General Revenue	No	Nursing Facility	N/A
1811453079	\$5,215,453	\$3,498,526	General Revenue	No	Nursing Facility	N/A
1811532401	\$2,367,385	\$1,588,042	General Revenue	No	Nursing Facility	N/A
1811549553	\$153,864	\$103,212	General Revenue	No	Nursing Facility	N/A
1811918519	\$634,982	\$425,946	General Revenue	No	Nursing Facility	N/A
1811949456	\$1,326,547	\$889,848	General Revenue	No	Nursing Facility	N/A
1811979115	\$3,346,802	\$2,245,034	General Revenue	No	Nursing Facility	N/A
1821043852	\$285,333	\$191,401	General Revenue	No	Nursing Facility	N/A
1821055542	\$2,790,095	\$1,871,596	General Revenue	No	Nursing Facility	N/A
1821099714	\$2,210,944	\$1,483,101	General Revenue	No	Nursing Facility	N/A
1821119249	\$3,193,702	\$2,142,336	General Revenue	No	Nursing Facility	N/A
1821185018	\$4,995,889	\$3,351,242	General Revenue	No	Nursing Facility	N/A
1821233586	\$3,050,567	\$2,046,320	General Revenue	No	Nursing Facility	N/A
1821332586	\$2,168,589	\$1,454,689	General Revenue	No	Nursing Facility	N/A
1821344839	\$99,832	\$66,968	General Revenue	No	Nursing Facility	N/A
1821352154	\$259,006	\$173,741	General Revenue	No	Nursing Facility	N/A
1821387473	\$69,957	\$46,927	General Revenue	No	Nursing Facility	N/A
1821393307	\$1,762,397	\$1,182,216	General Revenue	No	Nursing Facility	N/A
1821414087	\$2,993,404	\$2,007,975	General Revenue	No	Nursing Facility	N/A
1821521907	\$89,016	\$59,712	General Revenue	No	Nursing Facility	N/A
1821525601	\$1,211,405	\$812,610	General Revenue	No	Nursing Facility	N/A

**Nursing Facility Claims
Minimum Fee Schedule
SFY 2022**

1821536319	\$22,295	\$14,955	General Revenue	No	Nursing Facility	N/A
1821554890	\$4,212,125	\$2,825,493	General Revenue	No	Nursing Facility	N/A
1821586629	\$5,538,327	\$3,715,110	General Revenue	No	Nursing Facility	N/A
1821749094	\$2,797,019	\$1,876,240	General Revenue	No	Nursing Facility	N/A
1831108745	\$2,986,152	\$2,003,111	General Revenue	No	Nursing Facility	N/A
1831158203	\$396,375	\$265,889	General Revenue	No	Nursing Facility	N/A
1831189059	\$940,731	\$631,042	General Revenue	No	Nursing Facility	N/A
1831192368	\$1,566,829	\$1,051,029	General Revenue	No	Nursing Facility	N/A
1831199751	\$1,188,887	\$797,505	General Revenue	No	Nursing Facility	N/A
1831206853	\$3,820,753	\$2,562,961	General Revenue	No	Nursing Facility	N/A
1831210103	\$2,535,968	\$1,701,128	General Revenue	No	Nursing Facility	N/A
1831210426	\$4,180,145	\$2,804,041	General Revenue	No	Nursing Facility	N/A
1831391010	\$301,939	\$202,540	General Revenue	No	Nursing Facility	N/A
1831495779	\$41,148	\$27,602	General Revenue	No	Nursing Facility	N/A
1831507094	\$968,922	\$649,953	General Revenue	No	Nursing Facility	N/A
1831574193	\$796,384	\$534,214	General Revenue	No	Nursing Facility	N/A
1831593029	\$928,221	\$622,651	General Revenue	No	Nursing Facility	N/A
1831598598	\$39,742	\$26,659	General Revenue	No	Nursing Facility	N/A
1831691922	\$2,263,367	\$1,518,267	General Revenue	No	Nursing Facility	N/A
1831771708	\$2,224,982	\$1,492,518	General Revenue	No	Nursing Facility	N/A
1831839711	\$333,365	\$223,622	General Revenue	No	Nursing Facility	N/A
1831844513	\$1,495,064	\$1,002,889	General Revenue	No	Nursing Facility	N/A
1841254174	\$3,943,772	\$2,645,482	General Revenue	No	Nursing Facility	N/A
1841311412	\$3,386,098	\$2,271,395	General Revenue	No	Nursing Facility	N/A
1841495504	\$1,419,787	\$952,393	General Revenue	No	Nursing Facility	N/A
1841520905	\$373,714	\$250,687	General Revenue	No	Nursing Facility	N/A
1841563038	\$4,545,449	\$3,049,087	General Revenue	No	Nursing Facility	N/A
1841598489	\$3,855,894	\$2,586,534	General Revenue	No	Nursing Facility	N/A
1841664349	\$3,791,078	\$2,543,055	General Revenue	No	Nursing Facility	N/A
1841693306	\$121,242	\$81,329	General Revenue	No	Nursing Facility	N/A
1841693793	\$3,090,854	\$2,073,345	General Revenue	No	Nursing Facility	N/A

**Nursing Facility Claims
Minimum Fee Schedule
SFY 2022**

1841704152	\$1,430,903	\$959,850	General Revenue	No	Nursing Facility	N/A
1841733946	\$793,423	\$532,228	General Revenue	No	Nursing Facility	N/A
1841822046	\$3,126,120	\$2,097,001	General Revenue	No	Nursing Facility	N/A
1841854056	\$825,252	\$553,579	General Revenue	No	Nursing Facility	N/A
1851412290	\$2,338,344	\$1,568,561	General Revenue	No	Nursing Facility	N/A
1851412399	\$4,118,006	\$2,762,359	General Revenue	No	Nursing Facility	N/A
1851476725	\$906,585	\$608,137	General Revenue	No	Nursing Facility	N/A
1851697916	\$582,873	\$390,991	General Revenue	No	Nursing Facility	N/A
1851705586	\$47,421	\$31,810	General Revenue	No	Nursing Facility	N/A
1851705685	\$3,011,301	\$2,019,981	General Revenue	No	Nursing Facility	N/A
1851720452	\$2,436,833	\$1,634,627	General Revenue	No	Nursing Facility	N/A
1851729610	\$2,349,053	\$1,575,745	General Revenue	No	Nursing Facility	N/A
1851743637	\$2,875,821	\$1,929,101	General Revenue	No	Nursing Facility	N/A
1851752729	\$3,520,256	\$2,361,388	General Revenue	No	Nursing Facility	N/A
1851789515	\$1,301,591	\$873,107	General Revenue	No	Nursing Facility	N/A
1851842116	\$986,264	\$661,586	General Revenue	No	Nursing Facility	N/A
1851849897	\$4,447,800	\$2,983,584	General Revenue	No	Nursing Facility	N/A
1851857304	\$4,492,017	\$3,013,245	General Revenue	No	Nursing Facility	N/A
1851885172	\$689,313	\$462,391	General Revenue	No	Nursing Facility	N/A
1851938112	\$4,550,039	\$3,052,166	General Revenue	No	Nursing Facility	N/A
1861156408	\$2,091,550	\$1,403,012	General Revenue	No	Nursing Facility	N/A
1861442469	\$5,013,578	\$3,363,108	General Revenue	No	Nursing Facility	N/A
1861445397	\$3,645,957	\$2,445,708	General Revenue	No	Nursing Facility	N/A
1861513285	\$3,661,980	\$2,456,456	General Revenue	No	Nursing Facility	N/A
1861620668	\$2,570,890	\$1,724,553	General Revenue	No	Nursing Facility	N/A
1861813958	\$3,753,164	\$2,517,622	General Revenue	No	Nursing Facility	N/A
1861818635	\$2,211,403	\$1,483,409	General Revenue	No	Nursing Facility	N/A
1861887101	\$3,475,847	\$2,331,598	General Revenue	No	Nursing Facility	N/A
1861891186	\$1,442,653	\$967,732	General Revenue	No	Nursing Facility	N/A
1861918641	\$83,797	\$56,211	General Revenue	No	Nursing Facility	N/A
1861932675	\$4,095,217	\$2,747,072	General Revenue	No	Nursing Facility	N/A

**Nursing Facility Claims
Minimum Fee Schedule
SFY 2022**

1861938284	\$1,675,438	\$1,123,884	General Revenue	No	Nursing Facility	N/A
1861943110	\$1,650,773	\$1,107,339	General Revenue	No	Nursing Facility	N/A
1871012450	\$699,738	\$469,384	General Revenue	No	Nursing Facility	N/A
1871032292	\$3,643,308	\$2,443,931	General Revenue	No	Nursing Facility	N/A
1871033324	\$37,880	\$25,410	General Revenue	No	Nursing Facility	N/A
1871123315	\$2,478,949	\$1,662,879	General Revenue	No	Nursing Facility	N/A
1871134676	\$3,200,787	\$2,147,088	General Revenue	No	Nursing Facility	N/A
1871551622	\$2,426,718	\$1,627,843	General Revenue	No	Nursing Facility	N/A
1871572073	\$1,076,432	\$722,070	General Revenue	No	Nursing Facility	N/A
1871584235	\$1,376,207	\$923,160	General Revenue	No	Nursing Facility	N/A
1871614354	\$2,961,464	\$1,986,550	General Revenue	No	Nursing Facility	N/A
1871614917	\$2,058,959	\$1,381,150	General Revenue	No	Nursing Facility	N/A
1871633305	\$1,840,322	\$1,234,488	General Revenue	No	Nursing Facility	N/A
1871670471	\$1,682,853	\$1,128,858	General Revenue	No	Nursing Facility	N/A
1871842047	\$92,666	\$62,160	General Revenue	No	Nursing Facility	N/A
1871873398	\$2,071,976	\$1,389,881	General Revenue	No	Nursing Facility	N/A
1871884577	\$179,221	\$120,222	General Revenue	No	Nursing Facility	N/A
1871893792	\$181,207	\$121,554	General Revenue	No	Nursing Facility	N/A
1871907675	\$2,656,056	\$1,781,682	General Revenue	No	Nursing Facility	N/A
1871919431	\$716,381	\$480,549	General Revenue	No	Nursing Facility	N/A
1871974998	\$3,193,314	\$2,142,075	General Revenue	No	Nursing Facility	N/A
1871981019	\$2,361,532	\$1,584,116	General Revenue	No	Nursing Facility	N/A
1871991802	\$4,575,976	\$3,069,565	General Revenue	No	Nursing Facility	N/A
1871996363	\$2,310,133	\$1,549,637	General Revenue	No	Nursing Facility	N/A
1881053643	\$1,283,408	\$860,910	General Revenue	No	Nursing Facility	N/A
1881137800	\$56,957	\$38,207	General Revenue	No	Nursing Facility	N/A
1881168136	\$3,060,641	\$2,053,078	General Revenue	No	Nursing Facility	N/A
1881184729	\$3,663,054	\$2,457,177	General Revenue	No	Nursing Facility	N/A
1881192268	\$239,064	\$160,364	General Revenue	No	Nursing Facility	N/A
1881269546	\$2,350,141	\$1,576,475	General Revenue	No	Nursing Facility	N/A
1881632909	\$155,439	\$104,269	General Revenue	No	Nursing Facility	N/A

**Nursing Facility Claims
Minimum Fee Schedule
SFY 2022**

1881636041	\$34,849	\$23,377	General Revenue	No	Nursing Facility	N/A
1881648103	\$2,664,703	\$1,787,483	General Revenue	No	Nursing Facility	N/A
1881685162	\$1,290,810	\$865,875	General Revenue	No	Nursing Facility	N/A
1881697274	\$1,202,704	\$806,774	General Revenue	No	Nursing Facility	N/A
1881701886	\$3,241,458	\$2,174,370	General Revenue	No	Nursing Facility	N/A
1881722890	\$304,377	\$204,176	General Revenue	No	Nursing Facility	N/A
1881736056	\$2,180,146	\$1,462,442	General Revenue	No	Nursing Facility	N/A
1881945335	\$1,599,878	\$1,073,198	General Revenue	No	Nursing Facility	N/A
1881946861	\$7,092	\$4,757	General Revenue	No	Nursing Facility	N/A
1881968618	\$346,775	\$232,616	General Revenue	No	Nursing Facility	N/A
1881974319	\$2,155,315	\$1,445,785	General Revenue	No	Nursing Facility	N/A
1891021242	\$3,366,807	\$2,258,454	General Revenue	No	Nursing Facility	N/A
1891049995	\$332,379	\$222,960	General Revenue	No	Nursing Facility	N/A
1891071130	\$1,764,389	\$1,183,552	General Revenue	No	Nursing Facility	N/A
1891073383	\$314,152	\$210,733	General Revenue	No	Nursing Facility	N/A
1891118501	\$2,445,208	\$1,640,245	General Revenue	No	Nursing Facility	N/A
1891119608	\$70,356	\$47,195	General Revenue	No	Nursing Facility	N/A
1891156733	\$3,356,097	\$2,251,270	General Revenue	No	Nursing Facility	N/A
1891257374	\$138,503	\$92,908	General Revenue	No	Nursing Facility	N/A
1891263695	\$3,698,802	\$2,481,156	General Revenue	No	Nursing Facility	N/A
1891292116	\$1,788,459	\$1,199,699	General Revenue	No	Nursing Facility	N/A
1891330494	\$5,552,421	\$3,724,564	General Revenue	No	Nursing Facility	N/A
1891386652	\$2,986,171	\$2,003,124	General Revenue	No	Nursing Facility	N/A
1891772224	\$1,261,260	\$846,053	General Revenue	No	Nursing Facility	N/A
1891781498	\$1,820,195	\$1,220,987	General Revenue	No	Nursing Facility	N/A
1891786174	\$1,607,081	\$1,078,030	General Revenue	No	Nursing Facility	N/A
1891789442	\$774,638	\$519,627	General Revenue	No	Nursing Facility	N/A
1891798120	\$151,222	\$101,440	General Revenue	No	Nursing Facility	N/A
1891798427	\$481,496	\$322,988	General Revenue	No	Nursing Facility	N/A
1891843660	\$788,625	\$529,010	General Revenue	No	Nursing Facility	N/A
1891844767	\$170,003	\$114,038	General Revenue	No	Nursing Facility	N/A

**Nursing Facility Claims
Minimum Fee Schedule
SFY 2022**

1891852521	\$653,006	\$438,037	General Revenue	No	Nursing Facility	N/A
1891947040	\$111,129	\$74,545	General Revenue	No	Nursing Facility	N/A
1891991584	\$3,620,581	\$2,428,686	General Revenue	No	Nursing Facility	N/A
1902001159	\$66,306	\$44,478	General Revenue	No	Nursing Facility	N/A
1902004500	\$5,188,227	\$3,480,262	General Revenue	No	Nursing Facility	N/A
1902132301	\$3,390,784	\$2,274,538	General Revenue	No	Nursing Facility	N/A
1902142011	\$35,672	\$23,929	General Revenue	No	Nursing Facility	N/A
1902163686	\$3,067,048	\$2,057,376	General Revenue	No	Nursing Facility	N/A
1902183312	\$10,501	\$7,044	General Revenue	No	Nursing Facility	N/A
1902185903	\$198,041	\$132,846	General Revenue	No	Nursing Facility	N/A
1902203607	\$4,895,184	\$3,283,689	General Revenue	No	Nursing Facility	N/A
1902227747	\$1,166,938	\$782,782	General Revenue	No	Nursing Facility	N/A
1902278732	\$100,432	\$67,370	General Revenue	No	Nursing Facility	N/A
1902280746	\$2,372,331	\$1,591,359	General Revenue	No	Nursing Facility	N/A
1902329147	\$78,808	\$52,864	General Revenue	No	Nursing Facility	N/A
1902341696	\$2,631,735	\$1,765,368	General Revenue	No	Nursing Facility	N/A
1902478035	\$2,493,793	\$1,672,836	General Revenue	No	Nursing Facility	N/A
1902578750	\$2,073,851	\$1,391,139	General Revenue	No	Nursing Facility	N/A
1902968464	\$1,069,923	\$717,704	General Revenue	No	Nursing Facility	N/A
1912028598	\$2,494,823	\$1,673,527	General Revenue	No	Nursing Facility	N/A
1912094343	\$3,205,583	\$2,150,305	General Revenue	No	Nursing Facility	N/A
1912125683	\$3,141,328	\$2,107,203	General Revenue	No	Nursing Facility	N/A
1912202789	\$1,060,721	\$711,531	General Revenue	No	Nursing Facility	N/A
1912268558	\$130,193	\$87,334	General Revenue	No	Nursing Facility	N/A
1912342999	\$857,042	\$574,904	General Revenue	No	Nursing Facility	N/A
1912352766	\$3,217,066	\$2,158,008	General Revenue	No	Nursing Facility	N/A
1912359407	\$3,132,621	\$2,101,362	General Revenue	No	Nursing Facility	N/A
1912372459	\$559,218	\$375,123	General Revenue	No	Nursing Facility	N/A
1912377383	\$45,837	\$30,748	General Revenue	No	Nursing Facility	N/A
1912516329	\$3,148,999	\$2,112,348	General Revenue	No	Nursing Facility	N/A
1912521527	\$3,473,518	\$2,330,036	General Revenue	No	Nursing Facility	N/A

**Nursing Facility Claims
Minimum Fee Schedule
SFY 2022**

1912931015	\$1,847,978	\$1,239,624	General Revenue	No	Nursing Facility	N/A
1912974866	\$1,289,180	\$864,782	General Revenue	No	Nursing Facility	N/A
1912997222	\$2,294,657	\$1,539,256	General Revenue	No	Nursing Facility	N/A
1922018514	\$342	\$229	General Revenue	No	Nursing Facility	N/A
1922044106	\$3,292,945	\$2,208,907	General Revenue	No	Nursing Facility	N/A
1922081181	\$1,074,882	\$721,031	General Revenue	No	Nursing Facility	N/A
1922083492	\$2,165,870	\$1,452,865	General Revenue	No	Nursing Facility	N/A
1922092790	\$2,166,892	\$1,453,551	General Revenue	No	Nursing Facility	N/A
1922260876	\$2,674,669	\$1,794,168	General Revenue	No	Nursing Facility	N/A
1922354638	\$248,180	\$166,479	General Revenue	No	Nursing Facility	N/A
1922357045	\$342,942	\$230,045	General Revenue	No	Nursing Facility	N/A
1922367333	\$1,474,601	\$989,162	General Revenue	No	Nursing Facility	N/A
1922388669	\$1,802,012	\$1,208,790	General Revenue	No	Nursing Facility	N/A
1922397280	\$2,590,870	\$1,737,955	General Revenue	No	Nursing Facility	N/A
1922418631	\$3,814,311	\$2,558,640	General Revenue	No	Nursing Facility	N/A
1922420173	\$232,570	\$156,008	General Revenue	No	Nursing Facility	N/A
1922435981	\$196,557	\$131,850	General Revenue	No	Nursing Facility	N/A
1922445105	\$1,594,588	\$1,069,650	General Revenue	No	Nursing Facility	N/A
1922469956	\$3,087,540	\$2,071,122	General Revenue	No	Nursing Facility	N/A
1922503358	\$128,903	\$86,468	General Revenue	No	Nursing Facility	N/A
1922660471	\$785,701	\$527,048	General Revenue	No	Nursing Facility	N/A
1922692730	\$3,043,469	\$2,041,559	General Revenue	No	Nursing Facility	N/A
1932166006	\$5,217,952	\$3,500,202	General Revenue	No	Nursing Facility	N/A
1932220076	\$3,105,338	\$2,083,061	General Revenue	No	Nursing Facility	N/A
1932245065	\$3,560,818	\$2,388,597	General Revenue	No	Nursing Facility	N/A
1932273703	\$1,254,522	\$841,533	General Revenue	No	Nursing Facility	N/A
1932344769	\$3,013,183	\$2,021,243	General Revenue	No	Nursing Facility	N/A
1932517026	\$3,243,369	\$2,175,652	General Revenue	No	Nursing Facility	N/A
1932517190	\$1,425,833	\$956,449	General Revenue	No	Nursing Facility	N/A
1932520020	\$4,543,617	\$3,047,859	General Revenue	No	Nursing Facility	N/A
1932596343	\$5,110,222	\$3,427,937	General Revenue	No	Nursing Facility	N/A

**Nursing Facility Claims
Minimum Fee Schedule
SFY 2022**

1932649803	\$2,831,625	\$1,899,454	General Revenue	No	Nursing Facility	N/A
1932652070	\$2,811,948	\$1,886,255	General Revenue	No	Nursing Facility	N/A
1932664372	\$3,809,361	\$2,555,319	General Revenue	No	Nursing Facility	N/A
1932696572	\$749,934	\$503,056	General Revenue	No	Nursing Facility	N/A
1932742616	\$2,087,138	\$1,400,052	General Revenue	No	Nursing Facility	N/A
1932793742	\$4,030,562	\$2,703,701	General Revenue	No	Nursing Facility	N/A
1932795754	\$138,760	\$93,080	General Revenue	No	Nursing Facility	N/A
1942200720	\$290,601	\$194,935	General Revenue	No	Nursing Facility	N/A
1942200852	\$196,080	\$131,530	General Revenue	No	Nursing Facility	N/A
1942233655	\$1,170,641	\$785,266	General Revenue	No	Nursing Facility	N/A
1942294939	\$1,834	\$1,230	General Revenue	No	Nursing Facility	N/A
1942297494	\$46,956	\$31,498	General Revenue	No	Nursing Facility	N/A
1942446133	\$2,059,755	\$1,381,684	General Revenue	No	Nursing Facility	N/A
1942600838	\$4,027,670	\$2,701,761	General Revenue	No	Nursing Facility	N/A
1942614276	\$27,492	\$18,442	General Revenue	No	Nursing Facility	N/A
1942623459	\$4,189,191	\$2,810,109	General Revenue	No	Nursing Facility	N/A
1942662416	\$1,557,123	\$1,044,518	General Revenue	No	Nursing Facility	N/A
1942667928	\$2,066,223	\$1,386,022	General Revenue	No	Nursing Facility	N/A
1942761705	\$4,081,888	\$2,738,131	General Revenue	No	Nursing Facility	N/A
1942762059	\$20,019	\$13,428	General Revenue	No	Nursing Facility	N/A
1942818489	\$1,503,216	\$1,008,357	General Revenue	No	Nursing Facility	N/A
1942836226	\$1,885,462	\$1,264,768	General Revenue	No	Nursing Facility	N/A
1952306235	\$6,506,602	\$4,364,628	General Revenue	No	Nursing Facility	N/A
1952322851	\$1,936,757	\$1,299,177	General Revenue	No	Nursing Facility	N/A
1952335887	\$9,757	\$6,545	General Revenue	No	Nursing Facility	N/A
1952354318	\$1,709,095	\$1,146,461	General Revenue	No	Nursing Facility	N/A
1952359499	\$1,086,537	\$728,849	General Revenue	No	Nursing Facility	N/A
1952367971	\$2,713,507	\$1,820,221	General Revenue	No	Nursing Facility	N/A
1952422412	\$3,230,835	\$2,167,244	General Revenue	No	Nursing Facility	N/A
1952478653	\$400,183	\$268,443	General Revenue	No	Nursing Facility	N/A
1952505240	\$830,646	\$557,197	General Revenue	No	Nursing Facility	N/A

**Nursing Facility Claims
Minimum Fee Schedule
SFY 2022**

1952519688	\$370,180	\$248,316	General Revenue	No	Nursing Facility	N/A
1952584757	\$1,486,267	\$996,988	General Revenue	No	Nursing Facility	N/A
1952637316	\$3,371,105	\$2,261,337	General Revenue	No	Nursing Facility	N/A
1952708620	\$3,061,616	\$2,053,732	General Revenue	No	Nursing Facility	N/A
1952709131	\$3,431,612	\$2,301,926	General Revenue	No	Nursing Facility	N/A
1952728990	\$64,902	\$43,536	General Revenue	No	Nursing Facility	N/A
1952748956	\$2,182,657	\$1,464,126	General Revenue	No	Nursing Facility	N/A
1952773830	\$6,370	\$4,273	General Revenue	No	Nursing Facility	N/A
1952774879	\$195,704	\$131,278	General Revenue	No	Nursing Facility	N/A
1952795783	\$2,860,752	\$1,918,993	General Revenue	No	Nursing Facility	N/A
1952853194	\$2,661,365	\$1,785,244	General Revenue	No	Nursing Facility	N/A
1952920647	\$2,083,819	\$1,397,826	General Revenue	No	Nursing Facility	N/A
1962044255	\$2,505,571	\$1,680,737	General Revenue	No	Nursing Facility	N/A
1962079517	\$3,926,800	\$2,634,098	General Revenue	No	Nursing Facility	N/A
1962496836	\$2,561,400	\$1,718,187	General Revenue	No	Nursing Facility	N/A
1962602805	\$7,930,966	\$5,320,092	General Revenue	No	Nursing Facility	N/A
1962709998	\$15,747	\$10,563	General Revenue	No	Nursing Facility	N/A
1962710079	\$2,104,668	\$1,411,811	General Revenue	No	Nursing Facility	N/A
1962735175	\$5,043,598	\$3,383,246	General Revenue	No	Nursing Facility	N/A
1962771881	\$61,804	\$41,458	General Revenue	No	Nursing Facility	N/A
1962785782	\$3,900,275	\$2,616,304	General Revenue	No	Nursing Facility	N/A
1962799528	\$27,998	\$18,781	General Revenue	No	Nursing Facility	N/A
1962802850	\$2,985,310	\$2,002,546	General Revenue	No	Nursing Facility	N/A
1962810465	\$1,621,319	\$1,087,580	General Revenue	No	Nursing Facility	N/A
1962825547	\$475,035	\$318,654	General Revenue	No	Nursing Facility	N/A
1962882472	\$3,548,358	\$2,380,239	General Revenue	No	Nursing Facility	N/A
1962899039	\$373,767	\$250,723	General Revenue	No	Nursing Facility	N/A
1962916726	\$2,281,134	\$1,530,185	General Revenue	No	Nursing Facility	N/A
1962960773	\$59,838	\$40,139	General Revenue	No	Nursing Facility	N/A
1962975011	\$1,863,947	\$1,250,336	General Revenue	No	Nursing Facility	N/A
1972039949	\$485,098	\$325,404	General Revenue	No	Nursing Facility	N/A

**Nursing Facility Claims
Minimum Fee Schedule
SFY 2022**

1972094803	\$1,810,418	\$1,214,428	General Revenue	No	Nursing Facility	N/A
1972112381	\$1,737,847	\$1,165,748	General Revenue	No	Nursing Facility	N/A
1972112464	\$141,193	\$94,712	General Revenue	No	Nursing Facility	N/A
1972138766	\$162,226	\$108,821	General Revenue	No	Nursing Facility	N/A
1972552800	\$1,870,846	\$1,254,964	General Revenue	No	Nursing Facility	N/A
1972566867	\$2,185,272	\$1,465,880	General Revenue	No	Nursing Facility	N/A
1972585271	\$3,246,762	\$2,177,928	General Revenue	No	Nursing Facility	N/A
1972585289	\$3,373,570	\$2,262,991	General Revenue	No	Nursing Facility	N/A
1972611143	\$3,244,636	\$2,176,502	General Revenue	No	Nursing Facility	N/A
1972640506	\$2,041,337	\$1,369,329	General Revenue	No	Nursing Facility	N/A
1972693406	\$2,239,542	\$1,502,285	General Revenue	No	Nursing Facility	N/A
1972748630	\$2,123,291	\$1,424,303	General Revenue	No	Nursing Facility	N/A
1972839348	\$3,291,952	\$2,208,241	General Revenue	No	Nursing Facility	N/A
1972887784	\$2,235,724	\$1,499,724	General Revenue	No	Nursing Facility	N/A
1972988368	\$444,797	\$298,370	General Revenue	No	Nursing Facility	N/A
1982033585	\$5,059,448	\$3,393,878	General Revenue	No	Nursing Facility	N/A
1982050431	\$3,913,862	\$2,625,419	General Revenue	No	Nursing Facility	N/A
1982093548	\$3,204,221	\$2,149,392	General Revenue	No	Nursing Facility	N/A
1982097242	\$71,639	\$48,056	General Revenue	No	Nursing Facility	N/A
1982162624	\$3,504,480	\$2,350,806	General Revenue	No	Nursing Facility	N/A
1982165734	\$3,642,653	\$2,443,492	General Revenue	No	Nursing Facility	N/A
1982192001	\$4,380,781	\$2,938,628	General Revenue	No	Nursing Facility	N/A
1982228656	\$588,586	\$394,823	General Revenue	No	Nursing Facility	N/A
1982235412	\$2,119,252	\$1,421,594	General Revenue	No	Nursing Facility	N/A
1982238879	\$2,417,895	\$1,621,924	General Revenue	No	Nursing Facility	N/A
1982604252	\$238,312	\$159,860	General Revenue	No	Nursing Facility	N/A
1982609269	\$4,364,223	\$2,927,520	General Revenue	No	Nursing Facility	N/A
1982686192	\$470,592	\$315,673	General Revenue	No	Nursing Facility	N/A
1982698742	\$1,845,509	\$1,237,967	General Revenue	No	Nursing Facility	N/A
1982706735	\$3,406,268	\$2,284,924	General Revenue	No	Nursing Facility	N/A
1982740098	\$2,581,030	\$1,731,355	General Revenue	No	Nursing Facility	N/A

**Nursing Facility Claims
Minimum Fee Schedule
SFY 2022**

1982765244	\$1,826,659	\$1,225,323	General Revenue	No	Nursing Facility	N/A
1982912283	\$2,281,601	\$1,530,498	General Revenue	No	Nursing Facility	N/A
1992031322	\$3,818,707	\$2,561,589	General Revenue	No	Nursing Facility	N/A
1992193767	\$3,530,027	\$2,367,942	General Revenue	No	Nursing Facility	N/A
1992799886	\$3,997,562	\$2,681,565	General Revenue	No	Nursing Facility	N/A
1992807747	\$1,723,694	\$1,156,254	General Revenue	No	Nursing Facility	N/A
1992902498	\$2,368,220	\$1,588,602	General Revenue	No	Nursing Facility	N/A

Quality Incentive Payment Program (QIPP)
SFY 2022

Facility ID	National Provider Identifier	Each Provider	Total Amount of Directed Payment Each Provider Received	Federal Share of Directed Payment Each Provider Received	How is the state share of the Directed Payment financed (IGT, provider tax, etc)	Does the provider finance the state share for the Directed Payment? If so, how much?	Provider type/Class	Results of each performance Metric Associated with this Directed Payment for Each Provider
195	1235671629	DEWITT MEDICAL DISTRICT	\$ 743,734	\$ 468,180	IGT	\$ 348,317	NSGO	See "Payments by Metric"
4008	1417346339	UVALDE COUNTY HOSPITAL AUTHORITY	\$ 1,082,094	\$ 681,178	IGT	\$ 481,891	NSGO	See "Payments by Metric"
4048	1144226341	GUADALUPE COUNTY HOSPITAL BOARD	\$ 1,621,790	\$ 1,020,917	IGT	\$ 743,845	NSGO	See "Payments by Metric"
4049	1972112381	FANNIN COUNTY HOSPITAL AUTHORITY	\$ 925,557	\$ 582,638	IGT	\$ 516,689	NSGO	See "Payments by Metric"
4073	1861513285	UVALDE COUNTY HOSPITAL AUTHORITY	\$ 2,276,333	\$ 1,432,952	IGT	\$ 1,059,619	NSGO	See "Payments by Metric"
4090	1750441937	THE SERAPHIC SISTERS, INC	\$ 427,287	\$ 268,977	IGT	No	PRIVATE	See "Payments by Metric"
4107	1083813588	DIVERSICARE NORMANDY TERRACE LLC	\$ 732,271	\$ 460,965	IGT	No	PRIVATE	See "Payments by Metric"
4149	1699932889	LABRANJOR HEALTH CARE LLC	\$ 148,334	\$ 93,376	IGT	No	PRIVATE	See "Payments by Metric"
4155	1851412399	UVALDE COUNTY HOSPITAL AUTHORITY	\$ 2,012,665	\$ 1,266,973	IGT	\$ 1,031,582	NSGO	See "Payments by Metric"
4159	1376674192	SAN ANTONIO HEALTH SERVICE CORPORATION	\$ 128,175	\$ 80,686	IGT	No	PRIVATE	See "Payments by Metric"
4179	1396875670	SAN ANTONIO HEALTH SERVICE CORPORATION	\$ 159,833	\$ 100,615	IGT	No	PRIVATE	See "Payments by Metric"
4277	1912306309	DEWITT MEDICAL DISTRICT	\$ -	\$ -	IGT	No	CLOSED	See "Payments by Metric"
4373	1609873272	THE SARAH ROBERTS FRENCH HOME	\$ 475,992	\$ 299,637	IGT	No	PRIVATE	See "Payments by Metric"
4417	1245709765	SAN ANTONIO I ENTERPRISES, LLC	\$ 823,229	\$ 518,222	IGT	No	PRIVATE	See "Payments by Metric"
4481	1316290588	GUADALUPE COUNTY HOSPITAL BOARD	\$ 1,706,057	\$ 1,073,963	IGT	\$ 809,773	NSGO	See "Payments by Metric"
4502	1811018286	DIMITT REGIONAL HOSPITAL DISTRICT	\$ 845,181	\$ 532,042	IGT	\$ 388,882	NSGO	See "Payments by Metric"
4531	1902341696	MEDINA COUNTY HOSPITAL DISTRICT	\$ 785,656	\$ 494,571	IGT	\$ 367,836	NSGO	See "Payments by Metric"
4533	1316427958	SLP NEW BRAUNFELS, LLC	\$ 703,746	\$ 443,008	IGT	No	PRIVATE	See "Payments by Metric"
4537	1487992418	BANDERA I ENTERPRISES LLC	\$ 267,277	\$ 168,251	IGT	No	PRIVATE	See "Payments by Metric"
4552	1003215492	DEWITT MEDICAL DISTRICT	\$ 1,495,111	\$ 941,172	IGT	\$ 771,347	NSGO	See "Payments by Metric"
4572	1487891669	VAL VERDE COUNTY HOSPITAL DISTRICT	\$ 2,058,688	\$ 1,295,944	IGT	\$ 894,876	NSGO	See "Payments by Metric"
4579	1316142078	FRIO HOSPITAL DISTRICT	\$ 2,404,806	\$ 1,513,825	IGT	\$ 1,162,750	NSGO	See "Payments by Metric"
4615	1922081181	GUADALUPE COUNTY HOSPITAL BOARD	\$ 1,597,109	\$ 1,005,380	IGT	\$ 899,536	NSGO	See "Payments by Metric"
4629	1851412290	DIMITT REGIONAL HOSPITAL DISTRICT	\$ 1,190,369	\$ 749,337	IGT	\$ 554,427	NSGO	See "Payments by Metric"
4641	1629240031	GOLDEN REHABILITATION CENTER LLC	\$ 475,669	\$ 299,434	IGT	No	PRIVATE	See "Payments by Metric"
4721	1558960070	BLANCO VILLA OP LLC	\$ 364,776	\$ 229,627	IGT	No	PRIVATE	See "Payments by Metric"
4736	1346298981	MEDINA COUNTY HOSPITAL DISTRICT	\$ 1,817,703	\$ 1,144,244	IGT	\$ 830,514	NSGO	See "Payments by Metric"
4737	1831210103	DIMITT REGIONAL HOSPITAL DISTRICT	\$ 1,531,556	\$ 964,115	IGT	\$ 705,076	NSGO	See "Payments by Metric"
4754	1033677877	SAN ANTONIO III ENTERPRISES, LLC	\$ 588,074	\$ 370,193	IGT	No	PRIVATE	See "Payments by Metric"
4795	1780244533	WEST WHARTON COUNTY HOSPITAL DISTRICT	\$ 822,133	\$ 517,533	IGT	\$ -	NSGO	See "Payments by Metric"
4796	1073984407	GUADALUPE COUNTY HOSPITAL BOARD	\$ 1,601,739	\$ 1,008,295	IGT	\$ 740,561	NSGO	See "Payments by Metric"
4905	1770519159	THE WILLIAMSBURG CARE COMPANY LP	\$ 341,770	\$ 215,144	IGT	No	PRIVATE	See "Payments by Metric"
4944	1821119249	MAVERICK COUNTY HOSPITAL DISTRICT	\$ 813,294	\$ 511,969	IGT	\$ -	NSGO	See "Payments by Metric"
5007	1497072367	VAL VERDE COUNTY HOSPITAL DISTRICT	\$ 901,789	\$ 567,676	IGT	\$ 411,495	NSGO	See "Payments by Metric"
5021	1598300196	CARADAY WURZBACH, LLC	\$ 726,491	\$ 457,326	IGT	No	PRIVATE	See "Payments by Metric"
5051	1467945626	VAL VERDE COUNTY HOSPITAL DISTRICT	\$ 1,336,267	\$ 841,180	IGT	\$ -	NSGO	See "Payments by Metric"
5076	1952637316	SOUTHEAST SNF LLC	\$ 597,192	\$ 375,932	IGT	No	PRIVATE	See "Payments by Metric"
5109	1316582919	CARADAY WINDCREST, LLC	\$ 743,712	\$ 468,167	IGT	No	PRIVATE	See "Payments by Metric"
5147	1760478200	GUADALUPE COUNTY HOSPITAL BOARD	\$ 484,483	\$ 304,982	IGT	\$ -	NSGO	See "Payments by Metric"
5194	1295322071	HAMILTON COUNTY HOSPITAL DISTRICT	\$ 492,307	\$ 309,908	IGT	\$ 248,012	NSGO	See "Payments by Metric"
5206	1295856870	UVALDE COUNTY HOSPITAL AUTHORITY	\$ 1,346,080	\$ 847,357	IGT	\$ 657,712	NSGO	See "Payments by Metric"
5207	1669593257	UVALDE COUNTY HOSPITAL AUTHORITY	\$ 1,204,560	\$ 758,270	IGT	\$ 619,897	NSGO	See "Payments by Metric"
5211	1992799886	UVALDE COUNTY HOSPITAL AUTHORITY	\$ 1,902,472	\$ 1,197,606	IGT	\$ 848,046	NSGO	See "Payments by Metric"
5233	1679091508	SUMMIT LTC SAN ANTONIO LLC	\$ 381,081	\$ 239,890	IGT	No	PRIVATE	See "Payments by Metric"
5243	1164404091	UVALDE COUNTY HOSPITAL AUTHORITY	\$ 1,845,887	\$ 1,161,986	IGT	\$ 822,646	NSGO	See "Payments by Metric"
5280	1669422275	MEDINA COUNTY HOSPITAL DISTRICT	\$ 1,414,694	\$ 890,550	IGT	\$ 662,486	NSGO	See "Payments by Metric"
5299	1780073056	BEXAR COUNTY HOSPITAL DISTRICT	\$ 1,387,913	\$ 873,692	IGT	\$ 603,396	NSGO	See "Payments by Metric"
5304	1578545893	RJ MERIDIAN CARE OF SAN ANTONIO LTD	\$ 398,894	\$ 251,104	IGT	No	PRIVATE	See "Payments by Metric"
5311	1851705685	MEDINA COUNTY HOSPITAL DISTRICT	\$ 1,122,631	\$ 706,696	IGT	\$ 558,209	NSGO	See "Payments by Metric"
5327	1841822046	MCCULLOCH COUNTY HOSPITAL DISTRICT	\$ 905,758	\$ 570,175	IGT	\$ 429,562	NSGO	See "Payments by Metric"

Quality Incentive Payment Program (QIPP)
SFY 2022

Facility ID	National Provider Identifier	Each Provider	Total Amount of Directed Payment Each Provider Received	Federal Share of Directed Payment Each Provider Received	How is the state share of the Directed Payment financed (IGT, provider tax, etc)	Does the provider finance the state share for the Directed Payment? If so, how much?	Provider type/Class	Results of each performance Metric Associated with this Directed Payment for Each Provider
5334	1124658455	BOERNE NURSING OPERATIONS, LLC	\$ 449,834	\$ 283,171	IGT	No	PRIVATE	See "Payments by Metric"
5343	1669862876	MCCULLOCH COUNTY HOSPITAL DISTRICT	\$ 1,636,260	\$ 1,030,026	IGT	\$ 767,451	NSGO	See "Payments by Metric"
5344	1740814318	WEST WHARTON COUNTY HOSPITAL DISTRICT	\$ 1,185,338	\$ 746,170	IGT	\$ 528,262	NSGO	See "Payments by Metric"
50680	1669589610	CORYELL COUNTY MEMORIAL HOSPITAL AUTHORITY	\$ 1,479,301	\$ 931,220	IGT	\$ 735,862	NSGO	See "Payments by Metric"
100297	1093273732	WEST WHARTON COUNTY HOSPITAL DISTRICT	\$ 1,960,588	\$ 1,234,190	IGT	\$ 922,072	NSGO	See "Payments by Metric"
100670	1457468407	REGENT CARE CENTER OF SAN ANTONIO III LIMITED PARTNERSHIP	\$ 370,105	\$ 232,981	IGT	No	PRIVATE	See "Payments by Metric"
101364	1477910636	BEXAR COUNTY HOSPITAL DISTRICT	\$ 1,666,840	\$ 1,049,276	IGT	\$ 801,446	NSGO	See "Payments by Metric"
101669	1336537398	WEST WHARTON COUNTY HOSPITAL DISTRICT	\$ 1,941,911	\$ 1,222,433	IGT	\$ 933,837	NSGO	See "Payments by Metric"
102734	1710348685	DEWITT MEDICAL DISTRICT	\$ 2,171,073	\$ 1,366,690	IGT	\$ 943,653	NSGO	See "Payments by Metric"
103095	1801257779	DEWITT MEDICAL DISTRICT	\$ 1,208,870	\$ 760,984	IGT	\$ 566,574	NSGO	See "Payments by Metric"
103408	1235528506	BEXAR COUNTY HOSPITAL DISTRICT	\$ 1,682,051	\$ 1,058,851	IGT	\$ 767,718	NSGO	See "Payments by Metric"
103443	1801429303	HAMILTON COUNTY HOSPITAL DISTRICT	\$ 1,781,516	\$ 1,121,464	IGT	\$ 793,807	NSGO	See "Payments by Metric"
103837	1730578006	BEXAR COUNTY HOSPITAL DISTRICT	\$ 1,645,375	\$ 1,035,763	IGT	\$ 780,820	NSGO	See "Payments by Metric"
103936	1326504465	HAMILTON COUNTY HOSPITAL DISTRICT	\$ 1,484,337	\$ 934,390	IGT	\$ 661,378	NSGO	See "Payments by Metric"
104118	1386876753	MEDINA COUNTY HOSPITAL DISTRICT	\$ 1,158,771	\$ 729,446	IGT	\$ 603,357	NSGO	See "Payments by Metric"
104259	1720632359	CALAVARAS CREEK HEALTHCARE, INC	\$ 594,327	\$ 374,129	IGT	No	PRIVATE	See "Payments by Metric"
104747	1629622253	SAGE TERRACE HEALTHCARE	\$ 660,123	\$ 415,548	IGT	No	PRIVATE	See "Payments by Metric"
104934	1073082590	WEST WHARTON COUNTY HOSPITAL DISTRICT	\$ 879,027	\$ 553,347	IGT	\$ -	NSGO	See "Payments by Metric"
104955	1811357155	DEWITT MEDICAL DISTRICT	\$ 1,869,097	\$ 1,176,596	IGT	\$ 832,844	NSGO	See "Payments by Metric"
105220	1023596865	WEST WHARTON COUNTY HOSPITAL DISTRICT	\$ 2,211,936	\$ 1,392,414	IGT	\$ 1,063,859	NSGO	See "Payments by Metric"
105330	1194123901	MEDINA COUNTY HOSPITAL DISTRICT	\$ 1,970,513	\$ 1,240,438	IGT	\$ 899,077	NSGO	See "Payments by Metric"
105340	1457905085	GUADALUPE COUNTY HOSPITAL BOARD	\$ 2,038,157	\$ 1,283,020	IGT	\$ 924,593	NSGO	See "Payments by Metric"
105727	1174911986	UVALDE COUNTY HOSPITAL AUTHORITY	\$ 552,243	\$ 347,637	IGT	\$ 269,173	NSGO	See "Payments by Metric"
106081	1538557343	UVALDE COUNTY HOSPITAL AUTHORITY	\$ 588,978	\$ 370,762	IGT	\$ 277,458	NSGO	See "Payments by Metric"
106222	1376903575	GUADALUPE COUNTY HOSPITAL BOARD	\$ 1,355,501	\$ 853,288	IGT	\$ 589,454	NSGO	See "Payments by Metric"
106546	1427520220	UVALDE COUNTY HOSPITAL AUTHORITY	\$ 1,038,406	\$ 653,677	IGT	\$ 480,593	NSGO	See "Payments by Metric"
106667	1578911384	FANNIN COUNTY HOSPITAL AUTHORITY	\$ 885,345	\$ 557,325	IGT	\$ 420,013	NSGO	See "Payments by Metric"
106817	1003371097	UVALDE COUNTY HOSPITAL AUTHORITY	\$ 842,777	\$ 530,528	IGT	\$ 400,150	NSGO	See "Payments by Metric"
113	1922418631	NOCONA HOSPITAL DISTRICT	\$ 1,596,018	\$ 1,004,693	IGT	\$ 783,952	NSGO	See "Payments by Metric"
114	1235338732	DIVERSICARE TREEMONT LLC	\$ 523,821	\$ 329,745	IGT	No	PRIVATE	See "Payments by Metric"
186	1568849750	OLNEYHAMILTON HOSPITAL DISTRICT	\$ 650,618	\$ 409,564	IGT	\$ 334,795	NSGO	See "Payments by Metric"
4035	1699163980	DALLAS COUNTY HOSPITAL DISTRICT	\$ 1,795,144	\$ 1,130,043	IGT	\$ 832,004	NSGO	See "Payments by Metric"
4076	1821233586	RW SCC LLC	\$ 872,011	\$ 548,931	IGT	No	PRIVATE	See "Payments by Metric"
4098	1285022673	DALLAS COUNTY HOSPITAL DISTRICT	\$ 2,393,596	\$ 1,506,769	IGT	\$ 1,107,632	NSGO	See "Payments by Metric"
4102	1376011569	HAMILTON COUNTY HOSPITAL DISTRICT	\$ 1,088,803	\$ 685,401	IGT	\$ 455,077	NSGO	See "Payments by Metric"
4114	1609312370	FPACP ELLIS LLC	\$ 450,121	\$ 283,351	IGT	No	PRIVATE	See "Payments by Metric"
4117	1083842876	EASTLAND MEMORIAL HOSPITAL DISTRICT	\$ 4,944,660	\$ 3,112,663	IGT	\$ 2,067,748	NSGO	See "Payments by Metric"
4158	1598900250	WINNIESTOWELL HOSPITAL DISTRICT	\$ 2,202,783	\$ 1,386,652	IGT	\$ -	NSGO	See "Payments by Metric"
4223	1629466909	DALLAS COUNTY HOSPITAL DISTRICT	\$ 1,495,696	\$ 941,540	IGT	\$ 625,435	NSGO	See "Payments by Metric"
4254	1669021721	STEPHENS MEMORIAL HOSPITAL DISTRICT	\$ 250,199	\$ 157,500	IGT	\$ -	NSGO	See "Payments by Metric"
4284	1029599	EASTLAND MEMORIAL HOSPITAL DISTRICT	\$ 1,372,934	\$ 864,262	IGT	\$ 635,407	NSGO	See "Payments by Metric"
4307	1275137283	NOCONA HOSPITAL DISTRICT	\$ 835,780	\$ 526,123	IGT	\$ 414,474	NSGO	See "Payments by Metric"
4362	1164021689	WEST WHARTON COUNTY HOSPITAL DISTRICT	\$ 471,147	\$ 296,587	IGT	\$ -	NSGO	See "Payments by Metric"
4381	1790174357	NOCONA HOSPITAL DISTRICT	\$ 1,356,761	\$ 854,081	IGT	\$ 644,839	NSGO	See "Payments by Metric"
4420	1366963654	FANNIN COUNTY HOSPITAL AUTHORITY	\$ 1,548,221	\$ 974,605	IGT	\$ 749,488	NSGO	See "Payments by Metric"
4426	1023014503	ASHFORD HALL, INC	\$ 898,571	\$ 565,650	IGT	No	PRIVATE	See "Payments by Metric"
4429	1962602805	DIVERSICARE DOCTORS LLC	\$ 988,829	\$ 622,468	IGT	No	PRIVATE	See "Payments by Metric"
4432	1285663146	DK LANCASTER LAND COMPANY LIMITED PARTNERSHIP	\$ 311,873	\$ 196,324	IGT	No	PRIVATE	See "Payments by Metric"

Quality Incentive Payment Program (QIPP)
SFY 2022

Facility ID	National Provider Identifier	Each Provider	Total Amount of Directed Payment Each Provider Received	Federal Share of Directed Payment Each Provider Received	How is the state share of the Directed Payment financed (IGT, provider tax, etc)	Does the provider finance the state share for the Directed Payment? If so, how much?	Provider type/Class	Results of each performance Metric Associated with this Directed Payment for Each Provider
4436	1326035817	CITY OF ENNIS	\$ 1,418,311	\$ 892,827	IGT	\$ 684,449	NSGO	See "Payments by Metric"
4532	1477695641	EASTLAND MEMORIAL HOSPITAL DISTRICT	\$ 1,826,304	\$ 1,149,658	IGT	\$ 773,219	NSGO	See "Payments by Metric"
4560	1538624507	CORYELL COUNTY MEMORIAL HOSPITAL AUTHORITY	\$ 1,274,994	\$ 802,609	IGT	\$ 559,775	NSGO	See "Payments by Metric"
4589	1932220076	FANNIN COUNTY HOSPITAL AUTHORITY	\$ 1,697,680	\$ 1,068,689	IGT	\$ 830,247	NSGO	See "Payments by Metric"
4600	1780641803	Moonflower Healthcare, Inc.	\$ 650,189	\$ 409,294	IGT	No	PRIVATE	See "Payments by Metric"
4607	1346544855	MODERN SENIOR LIVING LLC	\$ 385,614	\$ 242,744	IGT	No	PRIVATE	See "Payments by Metric"
4621	1316415532	KERENS I ENTERPRISES, LLC	\$ 327,831	\$ 206,370	IGT	No	PRIVATE	See "Payments by Metric"
4653	1427004225	HAMILTON COUNTY HOSPITAL DISTRICT	\$ 779,924	\$ 490,962	IGT	\$ 351,746	NSGO	See "Payments by Metric"
4668	1003860388	NOCONA HOSPITAL DISTRICT	\$ 1,111,263	\$ 699,540	IGT	\$ 579,064	NSGO	See "Payments by Metric"
4755	1053783639	NOCONA HOSPITAL DISTRICT	\$ 2,503,136	\$ 1,575,724	IGT	\$ 1,158,281	NSGO	See "Payments by Metric"
4853	1780289553	TERRELL I ENTERPRISES, LLC	\$ 296,257	\$ 186,493	IGT	No	PRIVATE	See "Payments by Metric"
4884	1063029031	LOH IRVING, LLC	\$ 428,193	\$ 269,547	IGT	No	PRIVATE	See "Payments by Metric"
4887	1114388089	FANNIN COUNTY HOSPITAL AUTHORITY	\$ 1,625,144	\$ 1,023,028	IGT	\$ 701,944	NSGO	See "Payments by Metric"
4924	1003384587	HAMILTON COUNTY HOSPITAL DISTRICT	\$ 1,953,375	\$ 1,229,650	IGT	\$ 868,635	NSGO	See "Payments by Metric"
4939	1194369546	EASTLAND MEMORIAL HOSPITAL DISTRICT	\$ 1,945,383	\$ 1,224,619	IGT	\$ 876,350	NSGO	See "Payments by Metric"
4968	1952367971	Eastland Memorial Hospital District	\$ 516,590	\$ 325,193	IGT	\$ -	NSGO	See "Payments by Metric"
4977	1649734146	COUNTRY MEADOWS HEALTH AND REHABILITATION LLC	\$ 341,702	\$ 215,102	IGT	No	PRIVATE	See "Payments by Metric"
4988	1053700617	CORYELL COUNTY MEMORIAL HOSPITAL AUTHORITY	\$ 2,284,792	\$ 1,438,277	IGT	\$ 1,017,984	NSGO	See "Payments by Metric"
4998	1750985909	HAMILTON COUNTY HOSPITAL DISTRICT	\$ 1,571,302	\$ 989,135	IGT	\$ 707,826	NSGO	See "Payments by Metric"
5019	1831108745	D S J HEALTHCARE INC	\$ 473,031	\$ 297,773	IGT	No	PRIVATE	See "Payments by Metric"
5054	1003051855	FAIRPARK SCC LLC	\$ 565,934	\$ 356,255	IGT	No	PRIVATE	See "Payments by Metric"
5055	1598091936	MESQUITE NH SNF LLC	\$ 871,450	\$ 548,578	IGT	No	PRIVATE	See "Payments by Metric"
5062	1578642252	EASTLAND MEMORIAL HOSPITAL DISTRICT	\$ 1,853,293	\$ 1,166,648	IGT	\$ 817,413	NSGO	See "Payments by Metric"
5087	1972839348	RENAISSANCE SNF LLC	\$ 694,790	\$ 437,370	IGT	No	PRIVATE	See "Payments by Metric"
5101	1003246919	STEPHENS MEMORIAL HOSPITAL DISTRICT	\$ 1,692,606	\$ 1,065,496	IGT	\$ 772,684	NSGO	See "Payments by Metric"
5102	1609397785	NOCONA HOSPITAL DISTRICT	\$ 1,152,399	\$ 725,435	IGT	\$ 587,888	NSGO	See "Payments by Metric"
5105	1518291004	BALCH SPRINGS SNF LLC	\$ 613,457	\$ 386,171	IGT	No	PRIVATE	See "Payments by Metric"
5107	1205162534	GREENVILLE SNF LLC	\$ 595,628	\$ 374,948	IGT	No	PRIVATE	See "Payments by Metric"
5113	1417192170	BELTLINE SCC LLC	\$ 518,214	\$ 326,215	IGT	No	PRIVATE	See "Payments by Metric"
5115	1164929832	LANCASTER LTC PARTNERS INC	\$ 452,424	\$ 284,801	IGT	No	PRIVATE	See "Payments by Metric"
5116	1801393665	DESOTO LTC PARTNERS INC	\$ 377,683	\$ 237,751	IGT	No	PRIVATE	See "Payments by Metric"
5119	1104848035	LINDAN PARK CARE CENTER LP	\$ 355,660	\$ 223,888	IGT	No	PRIVATE	See "Payments by Metric"
5122	1659696177	EASTLAND MEMORIAL HOSPITAL DISTRICT	\$ 1,657,978	\$ 1,043,697	IGT	\$ 747,360	NSGO	See "Payments by Metric"
5126	1750770749	CORYELL COUNTY MEMORIAL HOSPITAL AUTHORITY	\$ 2,427,977	\$ 1,528,411	IGT	\$ 1,054,309	NSGO	See "Payments by Metric"
5127	1750882510	NOCONA HOSPITAL DISTRICT	\$ 1,945,756	\$ 1,224,854	IGT	\$ 961,350	NSGO	See "Payments by Metric"
5130	1376972984	Fannin County Hospital Authority	\$ 693,041	\$ 436,269	IGT	\$ -	NSGO	See "Payments by Metric"
5142	1184293904	CARADAY MESQUITE, LLC	\$ 691,070	\$ 435,028	IGT	No	PRIVATE	See "Payments by Metric"
5148	1144619701	CORYELL COUNTY MEMORIAL HOSPITAL AUTHORITY	\$ 2,148,650	\$ 1,352,575	IGT	\$ 980,781	NSGO	See "Payments by Metric"
5152	1821185018	THI OF TEXAS AT RICHARDSON LLC	\$ 883,267	\$ 556,017	IGT	No	PRIVATE	See "Payments by Metric"
5158	1497712111	EASTLAND MEMORIAL HOSPITAL DISTRICT	\$ 1,698,365	\$ 1,069,121	IGT	\$ 745,506	NSGO	See "Payments by Metric"
5188	195709131	STEPHENS MEMORIAL HOSPITAL DISTRICT	\$ 2,391,828	\$ 1,505,656	IGT	\$ 1,091,513	NSGO	See "Payments by Metric"
5257	1225022908	STEPHENS MEMORIAL HOSPITAL DISTRICT	\$ 2,588,361	\$ 1,629,373	IGT	\$ 1,082,308	NSGO	See "Payments by Metric"
5290	1679117154	FORNEY LAKE HEALTHCARE, INC	\$ 765,249	\$ 481,724	IGT	No	PRIVATE	See "Payments by Metric"
5324	1225372972	HAMILTON COUNTY HOSPITAL DISTRICT	\$ 1,605,260	\$ 1,010,511	IGT	\$ 704,694	NSGO	See "Payments by Metric"
5352	1730644121	SOUTHWEST LTC CORSICANA WEST, LLC	\$ 561,098	\$ 353,211	IGT	No	PRIVATE	See "Payments by Metric"
5357	1649735036	SOUTHWEST LTC CORSICANA LLC	\$ 329,376	\$ 207,342	IGT	No	PRIVATE	See "Payments by Metric"
5359	1679116354	MYRTLE SPRINGS HEALTHCARE, INC	\$ 1,027,562	\$ 646,850	IGT	No	PRIVATE	See "Payments by Metric"
5361	1770604365	FANNIN COUNTY HOSPITAL AUTHORITY	\$ 2,714,543	\$ 1,708,805	IGT	\$ 1,340,366	NSGO	See "Payments by Metric"
5373	1629062369	DALLAS COUNTY HOSPITAL DISTRICT	\$ 4,589,966	\$ 2,889,384	IGT	\$ 2,068,054	NSGO	See "Payments by Metric"

Quality Incentive Payment Program (QIPP)
SFY 2022

Facility ID	National Provider Identifier	Each Provider	Total Amount of Directed Payment Each Provider Received	Federal Share of Directed Payment Each Provider Received	How is the state share of the Directed Payment financed (IGT, provider tax, etc)	Does the provider finance the state share for the Directed Payment? If so, how much?	Provider type/Class	Results of each performance Metric Associated with this Directed Payment for Each Provider
5399	1770815524	PM MANAGEMENTFRISCO NC LLC	\$ 608,345	\$ 382,953	IGT	No	PRIVATE	See "Payments by Metric"
100624	1316279169	PM MANAGEMENTALLEN NC LLC	\$ 633,167	\$ 398,579	IGT	No	PRIVATE	See "Payments by Metric"
101456	1295768927	SOUTH LIMESTONE HOSPITAL DISTRICT	\$ 2,194,043	\$ 1,381,150	IGT	\$ 1,015,425	NSGO	See "Payments by Metric"
101460	1982698742	HAMILTON COUNTY HOSPITAL DISTRICT	\$ 1,743,864	\$ 1,097,762	IGT	\$ 729,101	NSGO	See "Payments by Metric"
102085	1598097347	PM MANAGEMENTGARLAND NC LLC	\$ 375,684	\$ 236,493	IGT	No	PRIVATE	See "Payments by Metric"
102493	1972566867	DALLAS COUNTY HOSPITAL DISTRICT	\$ 1,577,707	\$ 993,167	IGT	\$ 684,526	NSGO	See "Payments by Metric"
102533	1669490496	SOUTH LIMESTONE HOSPITAL DISTRICT	\$ 1,619,345	\$ 1,019,378	IGT	\$ 739,376	NSGO	See "Payments by Metric"
102675	1700274198	DALLAS COUNTY HOSPITAL DISTRICT	\$ 1,404,725	\$ 884,275	IGT	\$ 647,284	NSGO	See "Payments by Metric"
102783	1407879315	DALLAS COUNTY HOSPITAL DISTRICT	\$ 1,344,089	\$ 846,104	IGT	\$ 753,280	NSGO	See "Payments by Metric"
102861	1437547833	DALLAS COUNTY HOSPITAL DISTRICT	\$ 1,705,828	\$ 1,073,819	IGT	\$ 769,132	NSGO	See "Payments by Metric"
102903	1316270267	FANNIN COUNTY HOSPITAL AUTHORITY	\$ 1,644,515	\$ 1,035,222	IGT	\$ 771,194	NSGO	See "Payments by Metric"
103338	1396931051	Bluebonnet Healthcare, Inc.	\$ 777,423	\$ 489,388	IGT	No	PRIVATE	See "Payments by Metric"
103341	1295920221	DALLAS COUNTY HOSPITAL DISTRICT	\$ 1,912,764	\$ 1,204,085	IGT	\$ 862,027	NSGO	See "Payments by Metric"
103476	1275704421	SOUTH LIMESTONE HOSPITAL DISTRICT	\$ 1,625,713	\$ 1,023,386	IGT	\$ 763,173	NSGO	See "Payments by Metric"
103804	1750833901	CITY OF ENNIS	\$ 1,832,507	\$ 1,153,563	IGT	\$ 805,304	NSGO	See "Payments by Metric"
103963	1346894243	DALLAS COUNTY HOSPITAL DISTRICT	\$ 985,384	\$ 620,299	IGT	\$ 450,455	NSGO	See "Payments by Metric"
104250	1376969535	DALLAS COUNTY HOSPITAL DISTRICT	\$ 1,538,360	\$ 968,397	IGT	\$ 727,421	NSGO	See "Payments by Metric"
104339	1033570908	EASTLAND MEMORIAL HOSPITAL DISTRICT	\$ 1,546,371	\$ 973,441	IGT	\$ 646,443	NSGO	See "Payments by Metric"
104410	1356995252	DALLAS COUNTY HOSPITAL DISTRICT	\$ 863,788	\$ 543,755	IGT	\$ 434,757	NSGO	See "Payments by Metric"
104549	1700193588	DALLAS COUNTY HOSPITAL DISTRICT	\$ 395,495	\$ 248,964	IGT	\$ 176,202	NSGO	See "Payments by Metric"
104623	1023339900	DALLAS COUNTY HOSPITAL DISTRICT	\$ 1,729,849	\$ 1,088,940	IGT	\$ 741,515	NSGO	See "Payments by Metric"
104696	1346550654	DALLAS COUNTY HOSPITAL DISTRICT	\$ 2,112,226	\$ 1,329,646	IGT	\$ 1,033,416	NSGO	See "Payments by Metric"
104749	1962802850	DALLAS COUNTY HOSPITAL DISTRICT	\$ 1,405,607	\$ 884,829	IGT	\$ 632,425	NSGO	See "Payments by Metric"
104875	1679039531	CITY OF ENNIS	\$ 1,878,572	\$ 1,182,561	IGT	\$ 825,663	NSGO	See "Payments by Metric"
105087	1942600838	DALLAS COUNTY HOSPITAL DISTRICT	\$ 1,821,758	\$ 1,146,797	IGT	\$ 866,266	NSGO	See "Payments by Metric"
105263	1821414087	DALLAS COUNTY HOSPITAL DISTRICT	\$ 1,600,774	\$ 1,007,687	IGT	\$ 777,077	NSGO	See "Payments by Metric"
105408	1013265446	REMARKABLE HEALTHCARE OF DALLAS LP	\$ 245,774	\$ 154,715	IGT	No	PRIVATE	See "Payments by Metric"
105444	1396287504	CITY OF ENNIS	\$ 1,664,210	\$ 1,047,620	IGT	\$ 713,059	NSGO	See "Payments by Metric"
105697	1629417787	SOUTH LIMESTONE HOSPITAL DISTRICT	\$ 770,291	\$ 484,898	IGT	\$ 342,817	NSGO	See "Payments by Metric"
105761	1699114785	SOUTH LIMESTONE HOSPITAL DISTRICT	\$ 1,838,840	\$ 1,157,550	IGT	\$ 778,566	NSGO	See "Payments by Metric"
106083	1770984569	WEST WHARTON COUNTY HOSPITAL DISTRICT	\$ 1,591,734	\$ 1,001,996	IGT	\$ 766,993	NSGO	See "Payments by Metric"
106305	1962882472	NOCONA HOSPITAL DISTRICT	\$ 1,835,224	\$ 1,155,274	IGT	\$ 985,937	NSGO	See "Payments by Metric"
106614	1134580533	SP ALF OPS CO, LLC	\$ 48,788	\$ 30,712	IGT	No	PRIVATE	See "Payments by Metric"
106645	1407202021	EASTLAND MEMORIAL HOSPITAL DISTRICT	\$ 1,396,428	\$ 879,051	IGT	\$ 591,020	NSGO	See "Payments by Metric"
106742	1417309816	EASTLAND MEMORIAL HOSPITAL DISTRICT	\$ 1,729,300	\$ 1,088,594	IGT	\$ 732,157	NSGO	See "Payments by Metric"
106781	1447881974	DALLAS COUNTY HOSPITAL DISTRICT	\$ 1,152,506	\$ 725,503	IGT	\$ 563,603	NSGO	See "Payments by Metric"
106839	1982235412	DALLAS COUNTY HOSPITAL DISTRICT	\$ 807,308	\$ 508,200	IGT	\$ 383,754	NSGO	See "Payments by Metric"
110116	1073837449	GARLAND SNF LLC	\$ 727,869	\$ 458,194	IGT	No	PRIVATE	See "Payments by Metric"
4619	1801036561	WEST WHARTON COUNTY HOSPITAL DISTRICT	\$ 1,065,475	\$ 670,716	IGT	\$ -	NSGO	See "Payments by Metric"
4791	1053827170	EL PASO III ENTERPRISES LLC	\$ 843,996	\$ 531,295	IGT	No	PRIVATE	See "Payments by Metric"
4859	1962916726	EL PASO COUNTY HOSPITAL DISTRICT	\$ 901,233	\$ 567,326	IGT	\$ 442,844	NSGO	See "Payments by Metric"
4985	1386884047	WEST WHARTON COUNTY HOSPITAL DISTRICT	\$ 887,208	\$ 558,497	IGT	\$ -	NSGO	See "Payments by Metric"
5086	1508192998	VISTA HILLS SNF LLC	\$ 428,229	\$ 269,570	IGT	No	PRIVATE	See "Payments by Metric"
5168	1124352901	EL PASO SNF LLC	\$ 577,213	\$ 363,355	IGT	No	PRIVATE	See "Payments by Metric"
5239	1699256982	EL PASO V ENTERPRISES LLC	\$ 650,104	\$ 409,240	IGT	No	PRIVATE	See "Payments by Metric"
5404	1093822033	EL PASO COUNTY HOSPITAL DISTRICT	\$ 1,715,948	\$ 1,080,189	IGT	\$ 995,066	NSGO	See "Payments by Metric"
104756	1215495965	ANSON HOSPITAL DISTRICT	\$ 1,519,094	\$ 956,270	IGT	\$ 757,367	NSGO	See "Payments by Metric"
106109	1821586629	EL PASO IV ENTERPRISES LLC	\$ 603,333	\$ 379,798	IGT	No	PRIVATE	See "Payments by Metric"
106362	1932664372	CITY OF ENNIS	\$ 1,734,150	\$ 1,091,647	IGT	\$ 846,862	NSGO	See "Payments by Metric"
106904	1619408796	WEST WHARTON COUNTY HOSPITAL DISTRICT	\$ 925,277	\$ 582,462	IGT	\$ 415,522	NSGO	See "Payments by Metric"

Quality Incentive Payment Program (QIPP)
SFY 2022

Facility ID	National Provider Identifier	Each Provider	Total Amount of Directed Payment Each Provider Received	Federal Share of Directed Payment Each Provider Received	How is the state share of the Directed Payment financed (IGT, provider tax, etc)	Does the provider finance the state share for the Directed Payment? If so, how much?	Provider type/Class	Results of each performance Metric Associated with this Directed Payment for Each Provider
169	1538532395	CHAMBERS COUNTY PUBLIC HOSPITAL DISTRICT NO 1A	\$ 1,319,474	\$ 830,609	IGT	\$ 622,074	NSGO	See "Payments by Metric"
4000	1073549531	SEVEN ACRES JEWISH SENIOR CARE SERVICES, INC	\$ 1,033,044	\$ 650,301	IGT	No	PRIVATE	See "Payments by Metric"
4105	1225402753	OAKBEND MEDICAL CENTER	\$ 802,439	\$ 505,135	IGT	\$ 488,137	NSGO	See "Payments by Metric"
4115	1932520020	CITIZENS MEDICAL CENTER COUNTY OF VICTORIA	\$ 2,351,450	\$ 1,480,238	IGT	\$ 1,026,120	NSGO	See "Payments by Metric"
4145	1912931015	SLP LAPORTE LLC	\$ 179,575	\$ 113,042	IGT	No	PRIVATE	See "Payments by Metric"
4261	1124087663	CHAMBERS COUNTY PUBLIC HOSPITAL DISTRICT NO 1A	\$ 1,072,814	\$ 675,337	IGT	\$ 537,201	NSGO	See "Payments by Metric"
4286	1194142042	WINNIESTOWELL HOSPITAL DISTRICT	\$ 2,061,007	\$ 1,297,404	IGT	\$ 1,006,182	NSGO	See "Payments by Metric"
4301	1467031351	THE OASIS AT GOLFCREST, LLC	\$ 475,505	\$ 299,330	IGT	No	PRIVATE	See "Payments by Metric"
4325	1710056171	OAKBEND MEDICAL CENTER	\$ 2,737,767	\$ 1,723,424	IGT	\$ 1,256,389	NSGO	See "Payments by Metric"
4340	1386187524	CLUTE LTC PARTNERS INC	\$ 312,866	\$ 196,949	IGT	No	PRIVATE	See "Payments by Metric"
4355	1114029949	HSMTXJANISCHHOUSTON LLC	\$ 375,258	\$ 236,225	IGT	No	PRIVATE	See "Payments by Metric"
4368	1104947647	SSC PASADENA OPERATING COMPANY LLC	\$ 677,732	\$ 426,633	IGT	No	PRIVATE	See "Payments by Metric"
4371	1689219198	ALTAMONTE CARE OF HOUSTON NORTHWEST, LLC	\$ 830,295	\$ 522,671	IGT	No	PRIVATE	See "Payments by Metric"
4446	1699190199	STONEBROOK TX MANAGEMENT LLC	\$ 359,699	\$ 226,430	IGT	No	PRIVATE	See "Payments by Metric"
4456	1811979115	WINNIESTOWELL HOSPITAL DISTRICT	\$ 2,239,784	\$ 1,409,944	IGT	\$ 989,413	NSGO	See "Payments by Metric"
4501	1396144770	DEWITT MEDICAL DISTRICT	\$ 1,438,904	\$ 905,790	IGT	\$ 697,895	NSGO	See "Payments by Metric"
4511	1538261359	HSMTXRICHRMOND LLC	\$ 170,789	\$ 107,512	IGT	No	PRIVATE	See "Payments by Metric"
4549	1275867624	BAY OAKS SNF LLC	\$ 403,719	\$ 254,141	IGT	No	PRIVATE	See "Payments by Metric"
4611	1053956565	ALTAMONTE CARE OF HOUSTON SOUTHEAST LLC	\$ 1,071,314	\$ 674,392	IGT	No	PRIVATE	See "Payments by Metric"
4628	1730577503	MEMORIAL MEDICAL CENTER	\$ 898,674	\$ 565,716	IGT	\$ 433,802	NSGO	See "Payments by Metric"
4650	1871614917	OAKBEND MEDICAL CENTER	\$ 1,177,726	\$ 741,379	IGT	\$ 568,942	NSGO	See "Payments by Metric"
4663	1093232084	CREEKSIDE VILLAGE HEALTHCARE LTC PARTNERS, INC	\$ 451,248	\$ 284,061	IGT	No	PRIVATE	See "Payments by Metric"
4682	1285190959	WEST WHARTON COUNTY HOSPITAL DISTRICT	\$ 1,477,524	\$ 930,101	IGT	\$ 697,742	NSGO	See "Payments by Metric"
4705	1992193767	SWEENEY HOSPITAL DISTRICT	\$ 1,925,211	\$ 1,211,920	IGT	\$ 916,304	NSGO	See "Payments by Metric"
4712	1356991558	WEST WHARTON COUNTY HOSPITAL DISTRICT	\$ 1,915,643	\$ 1,205,897	IGT	\$ 913,898	NSGO	See "Payments by Metric"
4751	1528189008	OAKBEND MEDICAL CENTER	\$ 985,935	\$ 620,646	IGT	\$ 468,064	NSGO	See "Payments by Metric"
4774	1659369627	DIVERSICARE AFTON OAKS LLC	\$ 852,166	\$ 536,438	IGT	No	PRIVATE	See "Payments by Metric"
4806	1922083492	WTCS HEALTH CARE CENTER INC	\$ 505,124	\$ 317,976	IGT	No	PRIVATE	See "Payments by Metric"
4807	1619593985	SLP TEXAS CITY, LLC	\$ 320,089	\$ 201,496	IGT	No	PRIVATE	See "Payments by Metric"
4811	1326436189	MEMORIAL MEDICAL CENTER	\$ 2,131,890	\$ 1,342,025	IGT	\$ 1,073,140	NSGO	See "Payments by Metric"
4823	1104408301	CASCADES AT JACINTO REHAB, LP	\$ 471,570	\$ 296,853	IGT	No	PRIVATE	See "Payments by Metric"
4826	1326618653	CARADAY HOUSTON, LLC	\$ 606,749	\$ 381,949	IGT	No	PRIVATE	See "Payments by Metric"
4831	1245214642	OAKBEND MEDICAL CENTER	\$ 772,219	\$ 486,112	IGT	\$ 377,538	NSGO	See "Payments by Metric"
4842	1659788032	ANGLETON NURSING AND REHAB CENTER, LLC	\$ 513,957	\$ 323,536	IGT	No	PRIVATE	See "Payments by Metric"
4850	1356887772	FPACP BAYTOWN LLC	\$ 104,194	\$ 65,590	IGT	No	PRIVATE	See "Payments by Metric"
4890	1336647866	CHAMBERS COUNTY PUBLIC HOSPITAL DISTRICT NO 1A	\$ 2,157,383	\$ 1,358,073	IGT	\$ 1,014,383	NSGO	See "Payments by Metric"
4966	1376202234	DEER PARK NURSING AND REHAB CENTER LLC	\$ 332,288	\$ 209,175	IGT	No	PRIVATE	See "Payments by Metric"
4967	1609312024	FPACP HUMBLE LLC	\$ 510,407	\$ 321,301	IGT	No	PRIVATE	See "Payments by Metric"
5005	1598270878	STANWICK SENIOR CARE LLC	\$ 569,014	\$ 358,194	IGT	No	PRIVATE	See "Payments by Metric"
5017	1952422412	SSC SWEENEY OPERATING COMPANY LLC	\$ 488,118	\$ 307,270	IGT	No	PRIVATE	See "Payments by Metric"
5035	1235250705	OAKBEND MEDICAL CENTER	\$ 1,825,272	\$ 1,149,009	IGT	\$ 931,468	NSGO	See "Payments by Metric"
5048	1457394686	LIBERTY COUNTY HOSPITAL DISTRICT NO. 1	\$ 1,060,934	\$ 667,858	IGT	\$ -	NSGO	See "Payments by Metric"
5056	1366563751	OAKBEND MEDICAL CENTER	\$ 2,877,476	\$ 1,811,371	IGT	\$ 1,319,892	NSGO	See "Payments by Metric"
5057	1558807974	FPACP ALLENBROOK LLC	\$ 594,216	\$ 374,059	IGT	No	PRIVATE	See "Payments by Metric"
5061	1568070001	SLP WILLIS, LLC	\$ 331,271	\$ 208,535	IGT	No	PRIVATE	See "Payments by Metric"
5080	1013525567	SLP CONROE, LLC	\$ 366,518	\$ 230,723	IGT	No	PRIVATE	See "Payments by Metric"

Quality Incentive Payment Program (QIPP)
SFY 2022

Facility ID	National Provider Identifier	Each Provider	Total Amount of Directed Payment Each Provider Received	Federal Share of Directed Payment Each Provider Received	How is the state share of the Directed Payment financed (IGT, provider tax, etc)	Does the provider finance the state share for the Directed Payment? If so, how much?	Provider type/Class	Results of each performance Metric Associated with this Directed Payment for Each Provider
5112	1891021242	ROSENBERG SNF LLC	\$ 586,820	\$ 369,403	IGT	No	PRIVATE	See "Payments by Metric"
5120	1154850329	PASADENA SENIOR CARE LLC	\$ 835,144	\$ 525,723	IGT	No	PRIVATE	See "Payments by Metric"
5135	1669574414	HSMTXLAWRENCETOMBALL LLC	\$ 274,350	\$ 172,703	IGT	No	PRIVATE	See "Payments by Metric"
5137	1114048683	SSC HOUSTON NORTHWEST OPERATING COMPANY LLC	\$ 1,037,581	\$ 653,157	IGT	No	PRIVATE	See "Payments by Metric"
5139	1699763136	SWEENEY HOSPITAL DISTRICT	\$ 1,425,898	\$ 897,603	IGT	\$ 708,934	NSGO	See "Payments by Metric"
5145	1730281585	HSMTXSUGAR LAND LLC	\$ 374,734	\$ 235,895	IGT	No	PRIVATE	See "Payments by Metric"
5149	1558482950	OAKBEND MEDICAL CENTER	\$ 2,884,820	\$ 1,815,994	IGT	\$ 1,517,370	NSGO	See "Payments by Metric"
5151	1407166424	Guadalupe County Hospital Board	\$ 125,342	\$ 78,903	IGT	\$ -	NSGO	See "Payments by Metric"
5175	1578048435	CHAMBERS COUNTY PUBLIC HOSPITAL DISTRICT NO 1A	\$ 447,127	\$ 281,466	IGT	\$ 285,827	NSGO	See "Payments by Metric"
5177	1144878125	CYPRESSWOOD TX HEALTHCARE LLC	\$ 375,827	\$ 236,583	IGT	No	PRIVATE	See "Payments by Metric"
5196	1053511980	DEWITT MEDICAL DISTRICT	\$ 1,696,770	\$ 1,068,116	IGT	\$ 877,382	NSGO	See "Payments by Metric"
5203	1073536041	WINNIESTOWELL HOSPITAL DISTRICT	\$ 3,376,349	\$ 2,125,412	IGT	\$ 1,510,494	NSGO	See "Payments by Metric"
5208	1114126612	DEWITT MEDICAL DISTRICT	\$ 1,765,953	\$ 1,111,667	IGT	\$ 999,764	NSGO	See "Payments by Metric"
5226	1275654766	OAKBEND MEDICAL CENTER	\$ 2,071,483	\$ 1,303,998	IGT	\$ 1,134,408	NSGO	See "Payments by Metric"
5227	1124070511	OAKBEND MEDICAL CENTER	\$ 1,197,443	\$ 753,791	IGT	\$ 616,459	NSGO	See "Payments by Metric"
5244	1235100058	CHAMBERS COUNTY PUBLIC HOSPITAL DISTRICT NO 1A	\$ 1,437,826	\$ 905,112	IGT	\$ 735,022	NSGO	See "Payments by Metric"
5316	1043756059	FPACP BEECHNUT LLC	\$ 973,388	\$ 612,748	IGT	No	PRIVATE	See "Payments by Metric"
5325	1912352766	LIBERTY COUNTY HOSPITAL DISTRICT NO 1	\$ 1,942,714	\$ 1,222,939	IGT	\$ 930,895	NSGO	See "Payments by Metric"
5330	1831771708	CASCADES AT GALVESTON REHAB LP	\$ 319,963	\$ 201,417	IGT	No	PRIVATE	See "Payments by Metric"
5333	1457467623	OAKBEND MEDICAL CENTER	\$ 1,754,834	\$ 1,104,668	IGT	\$ 835,594	NSGO	See "Payments by Metric"
5336	1629499595	CITIZENS MEDICAL CENTER COUNTY OF VICTORIA	\$ 1,217,363	\$ 766,330	IGT	\$ 580,248	NSGO	See "Payments by Metric"
5348	1801354543	WEST WHARTON COUNTY HOSPITAL DISTRICT	\$ 2,175,331	\$ 1,369,371	IGT	\$ 1,050,566	NSGO	See "Payments by Metric"
5367	1871614354	OAKBEND MEDICAL CENTER	\$ 2,369,997	\$ 1,491,913	IGT	\$ 1,202,781	NSGO	See "Payments by Metric"
5368	1255627238	LIBERTY COUNTY HOSPITAL DISTRICT NO 1	\$ 2,169,086	\$ 1,365,439	IGT	\$ 958,626	NSGO	See "Payments by Metric"
5379	1487899258	SCTW HEALTH CARE CENTER INC	\$ 691,184	\$ 435,101	IGT	No	PRIVATE	See "Payments by Metric"
5383	1679981765	WINNIESTOWELL HOSPITAL DISTRICT	\$ 5,042,467	\$ 3,174,233	IGT	\$ 2,309,840	NSGO	See "Payments by Metric"
5400	1972585271	WINNIESTOWELL HOSPITAL DISTRICT	\$ 1,883,863	\$ 1,185,892	IGT	\$ 822,478	NSGO	See "Payments by Metric"
100001	1285195024	CHAMBERS COUNTY PUBLIC HOSPITAL DISTRICT NO. 1	\$ 1,376,454	\$ 866,478	IGT	\$ 762,295	NSGO	See "Payments by Metric"
100048	1982165734	FPACP WEBSTER, LLC	\$ 481,839	\$ 303,317	IGT	No	PRIVATE	See "Payments by Metric"
100790	1669454963	WINNIESTOWELL HOSPITAL DISTRICT	\$ 1,990,890	\$ 1,253,265	IGT	\$ 879,330	NSGO	See "Payments by Metric"
101489	1790767002	WINNIESTOWELL HOSPITAL DISTRICT	\$ 1,760,166	\$ 1,108,024	IGT	\$ 768,139	NSGO	See "Payments by Metric"
101633	1528040839	WINNIESTOWELL HOSPITAL DISTRICT	\$ 2,090,898	\$ 1,316,220	IGT	\$ 924,364	NSGO	See "Payments by Metric"
102161	1548721392	CHAMBERS COUNTY PUBLIC HOSPITAL DISTRICT NO. 1	\$ 1,054,451	\$ 663,777	IGT	\$ 629,522	NSGO	See "Payments by Metric"
102294	1972585289	WINNIESTOWELL HOSPITAL DISTRICT	\$ 2,287,946	\$ 1,440,262	IGT	\$ 998,771	NSGO	See "Payments by Metric"
102369	1891156733	LIBERTY COUNTY HOSPITAL DISTRICT NO 1	\$ 1,898,873	\$ 1,195,341	IGT	\$ 904,043	NSGO	See "Payments by Metric"
102417	1801878319	WINNIESTOWELL HOSPITAL DISTRICT	\$ 2,088,251	\$ 1,314,554	IGT	\$ 911,377	NSGO	See "Payments by Metric"
102753	1679034425	FPACP HOUSTON, LLC	\$ 752,317	\$ 473,583	IGT	No	PRIVATE	See "Payments by Metric"
102907	1811358229	LIBERTY COUNTY HOSPITAL DISTRICT NO 1	\$ 1,785,483	\$ 1,123,962	IGT	\$ 839,643	NSGO	See "Payments by Metric"
102965	1437261583	REGENT CARE CENTER OF LEAGUE CITY LIMITED PARTNERSHIP	\$ 503,706	\$ 317,083	IGT	No	PRIVATE	See "Payments by Metric"
103086	1912125683	LIBERTY COUNTY HOSPITAL DISTRICT NO 1	\$ 2,442,291	\$ 1,537,422	IGT	\$ 1,168,174	NSGO	See "Payments by Metric"
103191	1750587770	WINNIESTOWELL HOSPITAL DISTRICT	\$ 2,006,766	\$ 1,263,259	IGT	\$ 875,421	NSGO	See "Payments by Metric"
103462	1275717894	MEMORIAL MEDICAL CENTER	\$ 1,267,408	\$ 797,833	IGT	\$ 629,522	NSGO	See "Payments by Metric"
103471	1659731081	LIBERTY COUNTY HOSPITAL DISTRICT NO 1	\$ 1,942,331	\$ 1,222,698	IGT	\$ 904,731	NSGO	See "Payments by Metric"
103520	1689836645	HERITAGE PARK OF KATY LLC	\$ 543,116	\$ 341,892	IGT	No	PRIVATE	See "Payments by Metric"

Quality Incentive Payment Program (QIPP)
SFY 2022

Facility ID	National Provider Identifier	Each Provider	Total Amount of Directed Payment Each Provider Received	Federal Share of Directed Payment Each Provider Received	How is the state share of the Directed Payment financed (IGT, provider tax, etc)	Does the provider finance the state share for the Directed Payment? If so, how much?	Provider type/Class	Results of each performance Metric Associated with this Directed Payment for Each Provider
103557	1518355387	SWEENEY HOSPITAL DISTRICT	\$ 2,476,869	\$ 1,559,189	IGT	\$ 1,195,294	NSGO	See "Payments by Metric"
103620	1699236448	FPACP CEDAR BAYOU, LLC	\$ 545,831	\$ 343,601	IGT	No	PRIVATE	See "Payments by Metric"
103799	1003061821	SOUTH LIMESTONE HOSPITAL DISTRICT	\$ 1,767,577	\$ 1,112,690	IGT	\$ 832,653	NSGO	See "Payments by Metric"
103866	1922469956	LIBERTY COUNTY HOSPITAL DISTRICT NO 1	\$ 1,789,064	\$ 1,126,216	IGT	\$ 810,461	NSGO	See "Payments by Metric"
104200	1003276437	LIBERTY COUNTY HOSPITAL DISTRICT NO 1	\$ 1,880,831	\$ 1,183,983	IGT	\$ 831,431	NSGO	See "Payments by Metric"
104360	1003279928	CAPSTONE VM HOLDINGS LP	\$ 641,685	\$ 403,941	IGT	No	PRIVATE	See "Payments by Metric"
104541	1235443714	WINNIESTOWELL HOSPITAL DISTRICT	\$ 1,779,313	\$ 1,120,077	IGT	\$ 815,188	NSGO	See "Payments by Metric"
104661	1497069108	WINNIESTOWELL HOSPITAL DISTRICT	\$ 1,589,180	\$ 1,000,389	IGT	\$ 728,074	NSGO	See "Payments by Metric"
105006	1497143259	MEMORIAL MEDICAL CENTER	\$ 849,863	\$ 534,989	IGT	\$ 420,815	NSGO	See "Payments by Metric"
105065	1801171186	CHAMBERS COUNTY PUBLIC HOSPITAL DISTRICT NO 1A	\$ 1,473,635	\$ 927,653	IGT	\$ 798,429	NSGO	See "Payments by Metric"
105089	1144786823	CAPSTONEHOUSTON OPCO LLC	\$ 522,519	\$ 328,926	IGT	No	PRIVATE	See "Payments by Metric"
105314	1669860425	MEMORIAL MEDICAL CENTER	\$ 650,275	\$ 409,348	IGT	\$ 356,720	NSGO	See "Payments by Metric"
105395	1902578750	BOOKER HOSPITAL DISTRICT	\$ 1,446,108	\$ 910,325	IGT	\$ -	NSGO	See "Payments by Metric"
105428	1396098091	OAKBEND MEDICAL CENTER	\$ 2,626,574	\$ 1,653,429	IGT	\$ 1,219,014	NSGO	See "Payments by Metric"
105594	1801239033	LIBERTY COUNTY HOSPITAL DISTRICT NO 1	\$ 2,010,141	\$ 1,265,384	IGT	\$ 956,258	NSGO	See "Payments by Metric"
105652	1144769563	LIBERTY COUNTY HOSPITAL DISTRICT NO 1	\$ 1,365,361	\$ 859,495	IGT	\$ 634,870	NSGO	See "Payments by Metric"
105682	1871032292	LIBERTY COUNTY HOSPITAL DISTRICT NO 1	\$ 1,680,113	\$ 1,057,631	IGT	\$ 822,302	NSGO	See "Payments by Metric"
105818	1669860433	MEMORIAL MEDICAL CENTER	\$ 855,473	\$ 538,520	IGT	\$ 444,268	NSGO	See "Payments by Metric"
105868	1508288325	BELLVILLE HOSPITAL DISTRICT	\$ 356,891	\$ 224,663	IGT	\$ -	NSGO	See "Payments by Metric"
105892	1508288648	OAKBEND MEDICAL CENTER	\$ 2,566,789	\$ 1,615,793	IGT	\$ 1,055,048	NSGO	See "Payments by Metric"
106098	1194198366	WEST WHARTON COUNTY HOSPITAL DISTRICT	\$ 2,731,311	\$ 1,719,360	IGT	\$ 1,182,841	NSGO	See "Payments by Metric"
106784	1467901306	CITY OF ENNIS	\$ 1,577,887	\$ 993,280	IGT	\$ 741,592	NSGO	See "Payments by Metric"
107101	1194237404	WEST WHARTON COUNTY HOSPITAL DISTRICT	\$ 901,496	\$ 567,492	IGT	\$ 473,114	NSGO	See "Payments by Metric"
107125	1730694787	CITY PARK CARE CENTER LLC	\$ 53,617	\$ 33,752	IGT	No	PRIVATE	See "Payments by Metric"
110098	1235538513	WINNIESTOWELL HOSPITAL DISTRICT	\$ 1,055,093	\$ 664,181	IGT	\$ 491,326	NSGO	See "Payments by Metric"
4097	1902203607	STARR COUNTY HOSPITAL DISTRICT	\$ 2,208,159	\$ 1,390,036	IGT	\$ 1,006,029	NSGO	See "Payments by Metric"
4539	1558768259	STARR COUNTY HOSPITAL DISTRICT	\$ 2,109,222	\$ 1,327,755	IGT	\$ 972,797	NSGO	See "Payments by Metric"
4540	1619918489	SAN JUAN NURSING HOME INC	\$ 385,233	\$ 242,504	IGT	No	PRIVATE	See "Payments by Metric"
4542	1205957503	STARR COUNTY HOSPITAL DISTRICT	\$ 1,348,604	\$ 848,947	IGT	\$ 706,768	NSGO	See "Payments by Metric"
4636	1144983834	BOOKER HOSPITAL DISTRICT	\$ 1,494,421	\$ 940,738	IGT	\$ -	NSGO	See "Payments by Metric"
4651	1316068778	STARR COUNTY HOSPITAL DISTRICT	\$ 2,045,010	\$ 1,287,334	IGT	\$ 1,009,527	NSGO	See "Payments by Metric"
4700	1346576741	BROWNSVILLE CARE ASSOCIATES INC	\$ 540,873	\$ 340,480	IGT	No	PRIVATE	See "Payments by Metric"
4718	1245351683	STARR COUNTY HOSPITAL DISTRICT	\$ 2,218,877	\$ 1,396,783	IGT	\$ 1,148,869	NSGO	See "Payments by Metric"
4738	1740301175	SSC EDINBURG OPERATING COMPANY LLC	\$ 411,875	\$ 259,276	IGT	No	PRIVATE	See "Payments by Metric"
4745	1518293919	FANNIN COUNTY HOSPITAL AUTHORITY	\$ 1,677,005	\$ 1,055,675	IGT	\$ 783,417	NSGO	See "Payments by Metric"
4758	1649391004	UVALDE COUNTY HOSPITAL AUTHORITY	\$ 2,602,604	\$ 1,638,339	IGT	\$ 1,424,437	NSGO	See "Payments by Metric"
4783	1528053238	FANNIN COUNTY HOSPITAL AUTHORITY	\$ 1,697,788	\$ 1,068,758	IGT	\$ 783,188	NSGO	See "Payments by Metric"
4898	1902132301	MCALLEN CARE ASSOCIATES INC	\$ 524,172	\$ 329,966	IGT	No	PRIVATE	See "Payments by Metric"
4983	1104470293	BLACK RIDGE CANYON HEALTHCARE, INC	\$ 706,817	\$ 444,941	IGT	No	PRIVATE	See "Payments by Metric"
4995	1730201708	SSC RIO GRANDE CITY OPERATING COMPANY LLC	\$ 450,079	\$ 283,324	IGT	No	PRIVATE	See "Payments by Metric"
5002	1194104190	VALLEY GRANDE SCC LLC	\$ 614,867	\$ 387,059	IGT	No	PRIVATE	See "Payments by Metric"
5009	1225309172	EAGLE PASS I ENTERPRISES LLC	\$ 498,929	\$ 314,076	IGT	No	PRIVATE	See "Payments by Metric"
5032	1134240427	SSC WESLACO OPERATING COMPANY LLC	\$ 434,646	\$ 273,609	IGT	No	PRIVATE	See "Payments by Metric"
5042	1598886947	UVALDE COUNTY HOSPITAL AUTHORITY	\$ 1,808,990	\$ 1,138,759	IGT	\$ 883,684	NSGO	See "Payments by Metric"
5179	1154657583	MCALLEN SNF LLC	\$ 454,949	\$ 286,390	IGT	No	PRIVATE	See "Payments by Metric"
5255	1194390757	WINNIESTOWELL HOSPITAL DISTRICT	\$ 2,334,401	\$ 1,469,506	IGT	\$ -	NSGO	See "Payments by Metric"
5259	1497026363	VAL VERDE COUNTY HOSPITAL DISTRICT	\$ 887,407	\$ 558,623	IGT	\$ -	NSGO	See "Payments by Metric"
5303	1831206853	REGENT CARE CENTER OF LAREDO LP	\$ 579,212	\$ 364,614	IGT	No	PRIVATE	See "Payments by Metric"
5321	1245285808	UVALDE COUNTY HOSPITAL AUTHORITY	\$ 4,178,278	\$ 2,630,226	IGT	\$ 1,927,298	NSGO	See "Payments by Metric"

Quality Incentive Payment Program (QIPP)
SFY 2022

Facility ID	National Provider Identifier	Each Provider	Total Amount of Directed Payment Each Provider Received	Federal Share of Directed Payment Each Provider Received	How is the state share of the Directed Payment financed (IGT, provider tax, etc)	Does the provider finance the state share for the Directed Payment? If so, how much?	Provider type/Class	Results of each performance Metric Associated with this Directed Payment for Each Provider
5323	1912028598	UVALDE COUNTY HOSPITAL AUTHORITY	\$ 1,540,345	\$ 969,647	IGT	\$ 747,436	NSGO	See "Payments by Metric"
5341	1326169905	SSC MCALLEN LAS PALMAS OPERATING COMPANY LLC	\$ 630,747	\$ 397,055	IGT	No	PRIVATE	See "Payments by Metric"
5353	1154088474	FALCON LAKE NURSING HOME, LLC	\$ 82,104	\$ 51,685	IGT	No	PRIVATE	See "Payments by Metric"
5358	1295799765	REGENCY IHS OF HARLINGEN LLC	\$ 847,468	\$ 533,481	IGT	No	PRIVATE	See "Payments by Metric"
5389	1104085422	RJ MERIDIAN CARE OF HEBBRONVILLE LTD	\$ 206,271	\$ 129,848	IGT	No	PRIVATE	See "Payments by Metric"
5392	1477517720	VAL VERDE COUNTY HOSPITAL DISTRICT	\$ 772,829	\$ 486,496	IGT	\$ -	NSGO	See "Payments by Metric"
102010	1790749067	STARR COUNTY HOSPITAL DISTRICT	\$ 2,184,276	\$ 1,375,002	IGT	\$ 1,046,364	NSGO	See "Payments by Metric"
102455	1154385425	VAL VERDE COUNTY HOSPITAL DISTRICT	\$ 956,666	\$ 602,221	IGT	\$ -	NSGO	See "Payments by Metric"
102773	1205945391	STARR COUNTY HOSPITAL DISTRICT	\$ 2,292,167	\$ 1,442,919	IGT	\$ 1,154,156	NSGO	See "Payments by Metric"
102925	1184782773	VAL VERDE COUNTY HOSPITAL DISTRICT	\$ 1,894,148	\$ 1,192,366	IGT	\$ 941,132	NSGO	See "Payments by Metric"
105179	1275922452	UVALDE COUNTY HOSPITAL AUTHORITY	\$ 2,097,638	\$ 1,320,463	IGT	\$ 1,004,539	NSGO	See "Payments by Metric"
106540	1982192001	UVALDE COUNTY HOSPITAL AUTHORITY	\$ 1,858,931	\$ 1,170,197	IGT	\$ 1,019,102	NSGO	See "Payments by Metric"
106730	1801351614	UVALDE COUNTY HOSPITAL AUTHORITY	\$ 1,555,632	\$ 979,270	IGT	\$ 717,604	NSGO	See "Payments by Metric"
106743	1285182600	VAL VERDE COUNTY HOSPITAL DISTRICT	\$ 1,040,847	\$ 655,213	IGT	\$ 505,535	NSGO	See "Payments by Metric"
107108	1891386652	UVALDE COUNTY HOSPITAL AUTHORITY	\$ 707,398	\$ 445,307	IGT	\$ 334,409	NSGO	See "Payments by Metric"
107146	1740798651	VAL VERDE COUNTY HOSPITAL DISTRICT	\$ 1,666,182	\$ 1,048,861	IGT	\$ 758,917	NSGO	See "Payments by Metric"
4061	1629613138	ALTAMONTE CARE OF BEAUMONT, LLC	\$ 661,501	\$ 416,415	IGT	No	PRIVATE	See "Payments by Metric"
4268	1386630168	DT DAYTON, LLC	\$ 185,860	\$ 116,999	IGT	No	PRIVATE	See "Payments by Metric"
4306	1982706735	HSMTXLINDBERGHBEAUMONT LLC	\$ 206,074	\$ 129,724	IGT	No	PRIVATE	See "Payments by Metric"
4379	1982706735	HSMTXCLEVELAND LLC	\$ 585,435	\$ 368,532	IGT	No	PRIVATE	See "Payments by Metric"
4416	1356967624	SLP ORANGE, LLC	\$ 38,953	\$ 24,521	IGT	No	CLOSED	See "Payments by Metric"
4439	1992807747	HSMTXHUNTSVILLE LLC	\$ 281,539	\$ 177,229	IGT	No	PRIVATE	See "Payments by Metric"
4452	1124241955	CLINT L HINES, INC	\$ 303,568	\$ 191,096	IGT	No	PRIVATE	See "Payments by Metric"
4466	1659769420	TYLER COUNTY HOSPITAL DISTRICT	\$ 2,128,093	\$ 1,339,634	IGT	\$ 950,720	NSGO	See "Payments by Metric"
4472	1114502127	BEAUMONT SNF LLC	\$ 236,145	\$ 148,653	IGT	No	PRIVATE	See "Payments by Metric"
4593	1326141557	LIBERTY COUNTY HOSPITAL DISTRICT NO 1	\$ 673,020	\$ 423,666	IGT	\$ 345,491	NSGO	See "Payments by Metric"
4630	1942623459	LIBERTY COUNTY HOSPITAL DISTRICT NO 1	\$ 2,641,693	\$ 1,662,946	IGT	\$ 1,509,921	NSGO	See "Payments by Metric"
4652	1851789515	TYLER COUNTY HOSPITAL DISTRICT	\$ 830,000	\$ 522,485	IGT	\$ 377,308	NSGO	See "Payments by Metric"
4655	1639567415	TYLER COUNTY HOSPITAL DISTRICT	\$ 832,382	\$ 523,985	IGT	\$ 396,521	NSGO	See "Payments by Metric"
4658	1265970214	OAKBEND MEDICAL CENTER	\$ 1,706,997	\$ 1,074,554	IGT	\$ 851,331	NSGO	See "Payments by Metric"
4676	1871670471	OAKBEND MEDICAL CENTER	\$ 1,057,142	\$ 665,471	IGT	\$ 498,011	NSGO	See "Payments by Metric"
4753	1477091429	TYLER COUNTY HOSPITAL DISTRICT	\$ 1,360,080	\$ 856,170	IGT	\$ 623,678	NSGO	See "Payments by Metric"
4786	1871873398	BEAUMONT I ENTERPRISES LLC	\$ 413,301	\$ 260,173	IGT	No	PRIVATE	See "Payments by Metric"
4943	1699211011	FPACP HUNTSVILLE LLC	\$ 375,912	\$ 236,636	IGT	No	PRIVATE	See "Payments by Metric"
5023	1720544786	WEST WHARTON COUNTY HOSPITAL DISTRICT	\$ 1,431,360	\$ 901,041	IGT	\$ 666,038	NSGO	See "Payments by Metric"
5083	1952306235	SILSBEE OAKS HEALTH CARE LLP	\$ 686,758	\$ 432,314	IGT	No	PRIVATE	See "Payments by Metric"
5201	1447200118	LIBERTY COUNTY HOSPITAL DISTRICT NO 1	\$ 1,214,594	\$ 764,587	IGT	\$ 568,560	NSGO	See "Payments by Metric"
5245	1528015237	LIBERTY COUNTY HOSPITAL DISTRICT NO 1	\$ 1,990,510	\$ 1,253,026	IGT	\$ 845,831	NSGO	See "Payments by Metric"
5256	1134101553	WINNIESTOWELL HOSPITAL DISTRICT	\$ 2,042,624	\$ 1,285,832	IGT	\$ 911,988	NSGO	See "Payments by Metric"
5291	1821055542	SWEENEY HOSPITAL DISTRICT	\$ 1,540,576	\$ 969,793	IGT	\$ 735,022	NSGO	See "Payments by Metric"
5312	1871551622	WOODVILLE II ENTERPRISES LLC	\$ 399,992	\$ 251,795	IGT	No	PRIVATE	See "Payments by Metric"
5322	1437615390	CITY OF ENNIS	\$ 1,124,829	\$ 708,080	IGT	\$ 520,127	NSGO	See "Payments by Metric"
5340	1043331101	OAKBEND MEDICAL CENTER	\$ 1,116,364	\$ 702,751	IGT	\$ 529,943	NSGO	See "Payments by Metric"
5350	1326490541	SHEPHERD LTC PARTNERS INC	\$ 272,272	\$ 171,395	IGT	No	PRIVATE	See "Payments by Metric"
5394	1598156341	CHAMBERS COUNTY	\$ 1,693,575	\$ 1,066,105	IGT	\$ 806,450	NSGO	See "Payments by Metric"
102551	1437610292	CHAMBERS COUNTY PUBLIC HOSPITAL DISTRICT NO 1A	\$ 1,447,877	\$ 911,438	IGT	\$ 690,561	NSGO	See "Payments by Metric"
103739	1922260876	LIBERTY COUNTY HOSPITAL DISTRICT NO 1	\$ 1,735,260	\$ 1,092,346	IGT	\$ 795,067	NSGO	See "Payments by Metric"

**Quality Incentive Payment Program (QIPP)
SFY 2022**

Facility ID	National Provider Identifier	Each Provider	Total Amount of Directed Payment Each Provider Received	Federal Share of Directed Payment Each Provider Received	How is the state share of the Directed Payment financed (IGT, provider tax, etc)	Does the provider finance the state share for the Directed Payment? If so, how much?	Provider type/Class	Results of each performance Metric Associated with this Directed Payment for Each Provider
103768	1942761705	CHAMBERS COUNTY PUBLIC HOSPITAL DISTRICT NO 1A	\$ 2,271,463	\$ 1,429,886	IGT	\$ 989,604	NSGO	See "Payments by Metric"
107141	1639700461	TYLER COUNTY HOSPITAL DISTRICT	\$ 249,225	\$ 156,887	IGT	\$ 114,163	NSGO	See "Payments by Metric"
4072	1457879124	MPD BENDER TERRACE OF LUBBOCK LLC	\$ 409,668	\$ 257,886	IGT	No	PRIVATE	See "Payments by Metric"
4235	1841563038	WEST WHARTON COUNTY HOSPITAL DISTRICT	\$ 722,980	\$ 455,116	IGT	\$ -	NSGO	See "Payments by Metric"
4283	1306042973	STRATFORD HOSPITAL DISTRICT	\$ 787,728	\$ 495,875	IGT	\$ 444,344	NSGO	See "Payments by Metric"
4321	1356587463	SLATON I ENTERPRISES LLC	\$ 383,172	\$ 241,207	IGT	No	PRIVATE	See "Payments by Metric"
4332	1578968707	CHILDRESS COUNTY HOSPITAL DISTRICT	\$ 731,121	\$ 460,241	IGT	\$ 387,965	NSGO	See "Payments by Metric"
4347	1659353589	STRATFORD HOSPITAL DISTRICT	\$ 1,513,478	\$ 952,734	IGT	\$ 749,804	NSGO	See "Payments by Metric"
4348	1760720684	STRATFORD HOSPITAL DISTRICT	\$ 2,469,683	\$ 1,554,665	IGT	\$ 1,175,852	NSGO	See "Payments by Metric"
4370	1578769147	BOOKER HOSPITAL DISTRICT	\$ 354,034	\$ 222,864	IGT	\$ 210,808	NSGO	See "Payments by Metric"
4383	1063509248	STRATFORD HOSPITAL DISTRICT	\$ 1,670,268	\$ 1,051,434	IGT	\$ 829,788	NSGO	See "Payments by Metric"
4450	1285762286	STRATFORD HOSPITAL DISTRICT	\$ 643,416	\$ 405,030	IGT	\$ 318,409	NSGO	See "Payments by Metric"
4491	1053624817	HANSFORD COUNTY HOSPITAL DISTRICT	\$ 993,598	\$ 625,470	IGT	\$ 472,880	NSGO	See "Payments by Metric"
4509	1790222693	PDM OPERATORS LLC	\$ 278,001	\$ 175,002	IGT	No	PRIVATE	See "Payments by Metric"
4514	1174957732	CHILDRESS COUNTY HOSPITAL DISTRICT	\$ 410,451	\$ 258,379	IGT	\$ 216,920	NSGO	See "Payments by Metric"
4559	1164856803	CHILDRESS COUNTY HOSPITAL DISTRICT	\$ 516,720	\$ 325,275	IGT	\$ 280,594	NSGO	See "Payments by Metric"
4594	1063533511	FANNIN COUNTY HOSPITAL AUTHORITY	\$ 1,054,195	\$ 663,616	IGT	\$ 503,244	NSGO	See "Payments by Metric"
4604	1942446133	AMARILLO VI ENTERPRISES LLC	\$ 400,593	\$ 252,173	IGT	No	PRIVATE	See "Payments by Metric"
4622	1992902498	STRATFORD HOSPITAL DISTRICT	\$ 820,285	\$ 516,369	IGT	\$ 403,130	NSGO	See "Payments by Metric"
4731	1063021020	ROWLETT CREEK HEALTHCARE, INC	\$ 333,298	\$ 209,811	IGT	No	PRIVATE	See "Payments by Metric"
4846	1174729750	STRATFORD HOSPITAL DISTRICT	\$ 1,198,277	\$ 754,315	IGT	\$ 609,622	NSGO	See "Payments by Metric"
4929	1881945335	Liberty County Hospital District No. 1	\$ 677,477	\$ 426,471	IGT	\$ -	NSGO	See "Payments by Metric"
4942	1518270370	HANSFORD COUNTY HOSPITAL DISTRICT	\$ 1,238,804	\$ 779,827	IGT	\$ 584,415	NSGO	See "Payments by Metric"
5014	1013312248	CHILDRESS COUNTY HOSPITAL DISTRICT	\$ 2,208,912	\$ 1,390,510	IGT	\$ 1,107,403	NSGO	See "Payments by Metric"
5044	1780637132	STRATFORD HOSPITAL DISTRICT	\$ 776,479	\$ 488,794	IGT	\$ 361,724	NSGO	See "Payments by Metric"
5138	1366863482	LUBBOCK III ENTERPRISES, LLC	\$ 435,984	\$ 274,452	IGT	No	PRIVATE	See "Payments by Metric"
5165	1780077479	STRATFORD HOSPITAL DISTRICT	\$ 665,321	\$ 418,819	IGT	\$ 370,891	NSGO	See "Payments by Metric"
5183	1518357680	HEMPHILL COUNTY HOSPITAL DISTRICT	\$ 570,621	\$ 359,206	IGT	\$ 322,190	NSGO	See "Payments by Metric"
5231	1073902631	CHILDRESS COUNTY HOSPITAL DISTRICT	\$ 1,188,719	\$ 748,299	IGT	\$ 678,567	NSGO	See "Payments by Metric"
5279	1265070254	SLP LEVELLAND, LLC	\$ 458,042	\$ 288,337	IGT	No	PRIVATE	See "Payments by Metric"
5318	1972693406	RUNNINGWATER DRAW CARE CENTER INC	\$ 230,755	\$ 145,261	IGT	No	PRIVATE	See "Payments by Metric"
5320	108303991	TERREL I INVESTMENTS LLC	\$ 369,478	\$ 232,586	IGT	No	PRIVATE	See "Payments by Metric"
5328	1336557529	CHILDRESS COUNTY HOSPITAL DISTRICT	\$ 2,187,841	\$ 1,377,246	IGT	\$ 1,114,049	NSGO	See "Payments by Metric"
5338	1215977582	STRATFORD HOSPITAL DISTRICT	\$ 2,268,768	\$ 1,428,189	IGT	\$ 1,152,590	NSGO	See "Payments by Metric"
100947	1255736526	BOOKER HOSPITAL DISTRICT	\$ 1,557,849	\$ 980,666	IGT	\$ 698,964	NSGO	See "Payments by Metric"
102587	1063461994	HANSFORD COUNTY HOSPITAL DISTRICT	\$ 1,492,593	\$ 939,587	IGT	\$ 686,550	NSGO	See "Payments by Metric"
105212	1568928505	CITY OF ENNIS	\$ 1,525,531	\$ 960,322	IGT	\$ 835,021	NSGO	See "Payments by Metric"
203	1669994018	HAMILTON COUNTY HOSPITAL DISTRICT	\$ 657,333	\$ 413,791	IGT	\$ 332,427	NSGO	See "Payments by Metric"
4013	1841704152	HAMILTON COUNTY HOSPITAL DISTRICT	\$ 658,384	\$ 414,453	IGT	\$ 309,196	NSGO	See "Payments by Metric"
4025	1508813601	CORYELL COUNTY MEMORIAL HOSPITAL AUTHORITY	\$ 1,656,283	\$ 1,042,630	IGT	\$ 909,887	NSGO	See "Payments by Metric"
4029	1871991802	SOUTH LIMESTONE HOSPITAL DISTRICT	\$ 1,837,437	\$ 1,156,666	IGT	\$ 956,640	NSGO	See "Payments by Metric"
4051	1063760361	TICKNOR ENTERPRISES STEPHENVILLE LLC	\$ 61,454	\$ 38,685	IGT	No	PRIVATE	See "Payments by Metric"
4059	1528624228	BOSQUE COUNTY HOSPITAL DISTRICT	\$ 1,259,716	\$ 792,991	IGT	\$ 679,064	NSGO	See "Payments by Metric"
4094	1366563793	Fannin County Hospital Authority	\$ 853,428	\$ 537,233	IGT	\$ 386,438	NSGO	See "Payments by Metric"
4222	1346281573	DEWITT MEDICAL DISTRICT	\$ 692,791	\$ 436,112	IGT	\$ 334,490	NSGO	See "Payments by Metric"
4230	1487061875	CORYELL COUNTY MEMORIAL HOSPITAL AUTHORITY	\$ 984,570	\$ 619,787	IGT	\$ 457,216	NSGO	See "Payments by Metric"
4260	1619969417	EASTLAND MEMORIAL HOSPITAL DISTRICT	\$ 678,360	\$ 427,027	IGT	\$ 342,740	NSGO	See "Payments by Metric"
4273	1407992654	CHAMBERS COUNTY PUBLIC HOSPITAL DISTRICT NO 1A	\$ 1,012,297	\$ 637,241	IGT	\$ 590,332	NSGO	See "Payments by Metric"

**Quality Incentive Payment Program (QIPP)
SFY 2022**

Facility ID	National Provider Identifier	Each Provider	Total Amount of Directed Payment Each Provider Received	Federal Share of Directed Payment Each Provider Received	How is the state share of the Directed Payment financed (IGT, provider tax, etc)	Does the provider finance the state share for the Directed Payment? If so, how much?	Provider type/Class	Results of each performance Metric Associated with this Directed Payment for Each Provider
4294	1013310861	EASTLAND MEMORIAL HOSPITAL DISTRICT	\$ 1,176,832	\$ 740,816	IGT	\$ 552,365	NSGO	See "Payments by Metric"
4314	1952584757	MADISONVILLE II ENTERPRISES LLC	\$ 321,260	\$ 202,233	IGT	No	PRIVATE	See "Payments by Metric"
4390	1609997279	FANNIN COUNTY HOSPITAL AUTHORITY	\$ 2,384,718	\$ 1,501,180	IGT	\$ 1,149,763	NSGO	See "Payments by Metric"
4401	1932245065	SOUTH LIMESTONE HOSPITAL DISTRICT	\$ 1,422,298	\$ 895,336	IGT	\$ 725,626	NSGO	See "Payments by Metric"
4411	1033508387	HAMILTON COUNTY HOSPITAL DISTRICT	\$ 802,739	\$ 505,324	IGT	\$ 354,811	NSGO	See "Payments by Metric"
4425	1588071971	CORYELL COUNTY MEMORIAL HOSPITAL AUTHORITY	\$ 891,057	\$ 560,920	IGT	\$ 466,804	NSGO	See "Payments by Metric"
4430	1649651373	SWEENEY HOSPITAL DISTRICT	\$ 622,278	\$ 391,724	IGT	\$ 357,523	NSGO	See "Payments by Metric"
4434	1750723102	MSL MERIDIAN LLC	\$ 177,571	\$ 111,781	IGT	No	PRIVATE	See "Payments by Metric"
4455	1699013599	GONZALES HEALTHCARE SYSTEMS	\$ 963,363	\$ 606,437	IGT	\$ 446,559	NSGO	See "Payments by Metric"
4545	1316308463	UVALDE COUNTY HOSPITAL AUTHORITY	\$ 1,273,681	\$ 801,782	IGT	\$ 630,821	NSGO	See "Payments by Metric"
4558	1528458924	SOUTH LIMESTONE HOSPITAL DISTRICT	\$ 1,373,342	\$ 864,519	IGT	\$ 649,614	NSGO	See "Payments by Metric"
4566	1497305395	WEST WHARTON COUNTY HOSPITAL DISTRICT	\$ 1,329,805	\$ 837,112	IGT	\$ 708,399	NSGO	See "Payments by Metric"
4574	1891118501	CORYELL COUNTY MEMORIAL HOSPITAL AUTHORITY	\$ 1,678,162	\$ 1,056,403	IGT	\$ 928,909	NSGO	See "Payments by Metric"
4627	1902227747	CITIZENS MEDICAL CENTER COUNTY OF VICTORIA	\$ 705,234	\$ 443,945	IGT	\$ 354,581	NSGO	See "Payments by Metric"
4649	1619572484	NAVASOTA I ENTERPRISES, LLC	\$ 493,329	\$ 310,550	IGT	No	PRIVATE	See "Payments by Metric"
4701	1861813958	CITIZENS MEDICAL CENTER COUNTY OF VICTORIA	\$ 1,842,603	\$ 1,159,918	IGT	\$ 824,059	NSGO	See "Payments by Metric"
4746	1083021570	CORYELL COUNTY MEMORIAL HOSPITAL AUTHORITY	\$ 691,798	\$ 435,487	IGT	\$ 361,915	NSGO	See "Payments by Metric"
4748	1346292638	SLP REGENCY MANOR, LLC	\$ 493,611	\$ 310,728	IGT	No	PRIVATE	See "Payments by Metric"
4750	1891292116	HAMILTON COUNTY HOSPITAL DISTRICT	\$ 352,594	\$ 221,958	IGT	\$ 179,550	NSGO	See "Payments by Metric"
4759	1255372488	DEWITT MEDICAL DISTRICT	\$ 539,555	\$ 339,650	IGT	\$ 287,317	NSGO	See "Payments by Metric"
4776	1861445397	SLP JEFFREY PLACE, LLC	\$ 431,306	\$ 271,507	IGT	No	PRIVATE	See "Payments by Metric"
4785	1295370880	CARADAY TEMPLE WEST, LLC	\$ 443,677	\$ 279,295	IGT	No	PRIVATE	See "Payments by Metric"
4800	1497876965	Fannin County Hospital Authority	\$ 1,915,467	\$ 1,205,787	IGT	\$ 912,523	NSGO	See "Payments by Metric"
4837	1669880118	CORYELL COUNTY MEMORIAL HOSPITAL AUTHORITY	\$ 2,502,793	\$ 1,575,508	IGT	\$ 1,162,254	NSGO	See "Payments by Metric"
4851	1659970655	VAL VERDE COUNTY HOSPITAL DISTRICT	\$ 866,919	\$ 545,726	IGT	\$ 423,412	NSGO	See "Payments by Metric"
4857	1881974319	ROSEBUD I ENTERPRISES LLC	\$ 271,738	\$ 171,059	IGT	No	PRIVATE	See "Payments by Metric"
4860	1407190903	SOMERVILLE COUNTY HOSPITAL DISTRICT	\$ 1,376,787	\$ 866,688	IGT	\$ 754,197	NSGO	See "Payments by Metric"
4868	1629395850	SOUTH LIMESTONE HOSPITAL DISTRICT	\$ 963,467	\$ 606,502	IGT	\$ 458,557	NSGO	See "Payments by Metric"
4883	1750702627	CITIZENS MEDICAL CENTER COUNTY OF VICTORIA	\$ 1,142,806	\$ 719,396	IGT	\$ 625,359	NSGO	See "Payments by Metric"
4903	1558984278	HAMILTON COUNTY HOSPITAL DISTRICT	\$ 809,733	\$ 509,727	IGT	\$ 366,652	NSGO	See "Payments by Metric"
4906	1386213197	CARADAY LAMPASAS, LLC	\$ 267,693	\$ 168,513	IGT	No	PRIVATE	See "Payments by Metric"
4907	1447205646	LIBERTY COUNTY HOSPITAL DISTRICT NO 1	\$ 557,338	\$ 350,844	IGT	\$ 295,911	NSGO	See "Payments by Metric"
4909	1497788269	SOUTH LIMESTONE HOSPITAL DISTRICT	\$ 1,245,700	\$ 784,168	IGT	\$ 585,939	NSGO	See "Payments by Metric"
4910	1457304891	HAMILTON COUNTY HOSPITAL DISTRICT	\$ 370,121	\$ 232,991	IGT	\$ 194,651	NSGO	See "Payments by Metric"
4919	1053665612	WHISPERING OAKS SNF LLC	\$ 418,785	\$ 263,625	IGT	No	PRIVATE	See "Payments by Metric"
4922	1275171910	WEST WHARTON COUNTY HOSPITAL DISTRICT	\$ 414,103	\$ 260,678	IGT	\$ -	NSGO	See "Payments by Metric"
4952	1063054823	COLLEGE STATION I ENTERPRISES, LLC	\$ 407,646	\$ 256,613	IGT	No	PRIVATE	See "Payments by Metric"
4962	1497172514	STEPHENS MEMORIAL HOSPITAL DISTRICT	\$ 1,716,386	\$ 1,080,465	IGT	\$ 797,054	NSGO	See "Payments by Metric"
5013	1780002535	SOUTH LIMESTONE HOSPITAL DISTRICT	\$ 724,855	\$ 456,296	IGT	\$ 354,565	NSGO	See "Payments by Metric"
5132	1770128365	CARADAY TEMPLE EAST, LLC	\$ 839,044	\$ 528,178	IGT	No	PRIVATE	See "Payments by Metric"
5134	1265046809	FANNIN COUNTY HOSPITAL AUTHORITY	\$ 1,095,348	\$ 689,522	IGT	\$ 618,904	NSGO	See "Payments by Metric"
5161	1841495504	LIBERTY COUNTY HOSPITAL DISTRICT NO 1	\$ 795,890	\$ 501,013	IGT	\$ 412,755	NSGO	See "Payments by Metric"
5212	1639556822	EASTLAND MEMORIAL HOSPITAL DISTRICT	\$ 851,884	\$ 536,261	IGT	\$ 487,506	NSGO	See "Payments by Metric"
5216	1417130212	WEST WHARTON COUNTY HOSPITAL DISTRICT	\$ 398,425	\$ 250,809	IGT	\$ -	NSGO	See "Payments by Metric"
5235	1578656294	SOUTH LIMESTONE HOSPITAL DISTRICT	\$ 1,471,958	\$ 926,598	IGT	\$ 687,429	NSGO	See "Payments by Metric"
5262	1104233592	CORYELL COUNTY MEMORIAL HOSPITAL AUTHORITY	\$ 941,303	\$ 592,550	IGT	\$ 462,220	NSGO	See "Payments by Metric"
5268	1790320398	Stratford Hospital District	\$ 609,086	\$ 383,420	IGT	\$ -	NSGO	See "Payments by Metric"
5283	1386274082	NEXION HEALTH AT LAMPASAS, INC	\$ 347,619	\$ 218,826	IGT	No	PRIVATE	See "Payments by Metric"
5297	1033167408	WINNIESTOWELL HOSPITAL DISTRICT	\$ 895,964	\$ 564,010	IGT	\$ 410,998	NSGO	See "Payments by Metric"
5302	1801217997	CITIZENS MEDICAL CENTER COUNTY OF VICTORIA	\$ 2,338,549	\$ 1,472,116	IGT	\$ 1,097,357	NSGO	See "Payments by Metric"

Quality Incentive Payment Program (QIPP)
SFY 2022

Facility ID	National Provider Identifier	Each Provider	Total Amount of Directed Payment Each Provider Received	Federal Share of Directed Payment Each Provider Received	How is the state share of the Directed Payment financed (IGT, provider tax, etc)	Does the provider finance the state share for the Directed Payment? If so, how much?	Provider type/Class	Results of each performance Metric Associated with this Directed Payment for Each Provider
5306	1114200805	GLEN ROSE I ENTERPRISES LLC	\$ 323,401	\$ 203,581	IGT	No	PRIVATE	See "Payments by Metric"
5314	1528489614	CITIZENS MEDICAL CENTER COUNTY OF VICTORIA	\$ 2,032,941	\$ 1,279,736	IGT	\$ 943,233	NSGO	See "Payments by Metric"
5342	1720642242	ADAR HEALTHCARE, LLC	\$ 131,398	\$ 82,715	IGT	No	PRIVATE	See "Payments by Metric"
5354	1194324079	WEST WHARTON COUNTY HOSPITAL DISTRICT	\$ 827,507	\$ 520,916	IGT	\$ -	NSGO	See "Payments by Metric"
5355	1356803886	BOSQUE COUNTY HOSPITAL DISTRICT	\$ 464,876	\$ 292,640	IGT	\$ 261,763	NSGO	See "Payments by Metric"
5365	1245651330	REGENCY IHS OF YOAKUM LLC	\$ 740,718	\$ 466,282	IGT	No	PRIVATE	See "Payments by Metric"
5393	1710306253	BURLESON COUNTY HOSPITAL DISTRICT	\$ 413,872	\$ 260,532	IGT	\$ 236,935	NSGO	See "Payments by Metric"
5395	1245875848	STRATFORD HOSPITAL DISTRICT	\$ 1,369,715	\$ 862,236	IGT	\$ 709,468	NSGO	See "Payments by Metric"
5396	1548687171	BURLESON COUNTY HOSPITAL DISTRICT	\$ 1,019,507	\$ 641,780	IGT	\$ 610,577	NSGO	See "Payments by Metric"
5397	1154608461	OAKBEND MEDICAL CENTER	\$ 2,155,589	\$ 1,356,944	IGT	\$ 983,047	NSGO	See "Payments by Metric"
100657	1447296264	CORYELL COUNTY MEMORIAL HOSPITAL AUTHORITY	\$ 1,230,101	\$ 774,348	IGT	\$ 608,590	NSGO	See "Payments by Metric"
101059	1457468431	CORYELL COUNTY MEMORIAL HOSPITAL AUTHORITY	\$ 1,413,098	\$ 889,545	IGT	\$ 706,183	NSGO	See "Payments by Metric"
101740	1043750854	CORYELL COUNTY MEMORIAL HOSPITAL AUTHORITY	\$ 1,150,649	\$ 724,334	IGT	\$ 570,776	NSGO	See "Payments by Metric"
101864	1295377067	COLLEGE STATION II ENTERPRISES, LLC	\$ 392,006	\$ 246,768	IGT	No	PRIVATE	See "Payments by Metric"
102893	1710318316	GONZALES HEALTHCARE SYSTEMS	\$ 1,796,655	\$ 1,130,994	IGT	\$ 844,800	NSGO	See "Payments by Metric"
103831	1639314982	WEST WHARTON COUNTY HOSPITAL DISTRICT	\$ 993,648	\$ 625,501	IGT	\$ 527,712	NSGO	See "Payments by Metric"
103889	1548690878	CORYELL COUNTY MEMORIAL HOSPITAL AUTHORITY	\$ 939,824	\$ 591,619	IGT	\$ 515,848	NSGO	See "Payments by Metric"
105581	1376019976	MCCULLOCH COUNTY HOSPITAL DISTRICT	\$ 2,812,265	\$ 1,770,321	IGT	\$ 1,410,339	NSGO	See "Payments by Metric"
105688	1265031199	NEXION HEALTH AT EAGLE LAKE, INC	\$ 375,010	\$ 236,069	IGT	No	PRIVATE	See "Payments by Metric"
106549	1487254462	HAMILTON COUNTY HOSPITAL DISTRICT	\$ 976,325	\$ 614,597	IGT	\$ 431,055	NSGO	See "Payments by Metric"
106988	1215460332	WINNIESTOWELL HOSPITAL DISTRICT	\$ 1,214,858	\$ 764,753	IGT	\$ 562,947	NSGO	See "Payments by Metric"
107017	1700307964	CITY OF ENNIS	\$ 791,488	\$ 498,242	IGT	\$ 381,652	NSGO	See "Payments by Metric"
110216	1841693793	EASTLAND MEMORIAL HOSPITAL DISTRICT	\$ 1,059,793	\$ 667,139	IGT	\$ 511,112	NSGO	See "Payments by Metric"
110400	1912372459	CITY OF ENNIS	\$ 180,895	\$ 113,874	IGT	\$ -	NSGO	See "Payments by Metric"
4009	1326539255	LOH OPS ATHENS LLC	\$ 196,379	\$ 123,621	IGT	No	PRIVATE	See "Payments by Metric"
4060	1326283086	MULLICAN SCC LLC	\$ 362,892	\$ 228,441	IGT	No	PRIVATE	See "Payments by Metric"
4074	180148537	MSL DENISON, LLC	\$ 252,021	\$ 158,647	IGT	No	PRIVATE	See "Payments by Metric"
4154	1932517026	WINNIESTOWELL HOSPITAL DISTRICT	\$ 1,637,632	\$ 1,030,889	IGT	\$ 736,435	NSGO	See "Payments by Metric"
4170	1962496836	LIBERTY COUNTY HOSPITAL DISTRICT NO 1	\$ 1,437,835	\$ 905,117	IGT	\$ 670,698	NSGO	See "Payments by Metric"
4180	1922181460	LOH OPS GRAND SALINE LLC	\$ 201,878	\$ 127,082	IGT	No	PRIVATE	See "Payments by Metric"
4209	1053556712	WHITESBORO SCC LLC	\$ 280,631	\$ 176,657	IGT	No	CLOSED	See "Payments by Metric"
4267	1831691922	CHAMBERS COUNTY PUBLIC HOSPITAL DISTRICT NO 1A	\$ 885,813	\$ 557,619	IGT	\$ 427,588	NSGO	See "Payments by Metric"
4271	1205239266	JACK COUNTY HOSPITAL DISTRICT	\$ 536,026	\$ 337,429	IGT	\$ 518,276	NSGO	See "Payments by Metric"
4304	1952748956	RUSK NURSING & REHAB CENTER LLC	\$ 268,536	\$ 169,043	IGT	No	PRIVATE	See "Payments by Metric"
4308	1902163686	FANNIN COUNTY HOSPITAL AUTHORITY	\$ 1,902,065	\$ 1,197,350	IGT	\$ 855,380	NSGO	See "Payments by Metric"
4319	1780637512	CITY OF ENNIS	\$ 379,487	\$ 238,887	IGT	No	CLOSED	See "Payments by Metric"
4320	1396330510	FANNIN COUNTY HOSPITAL AUTHORITY	\$ 1,050,166	\$ 661,079	IGT	\$ 530,851	NSGO	See "Payments by Metric"
4335	1588218200	DALLAS COUNTY HOSPITAL DISTRICT	\$ 1,094,816	\$ 689,187	IGT	\$ 545,489	NSGO	See "Payments by Metric"
4344	1396399010	DALLAS COUNTY HOSPITAL DISTRICT	\$ 1,496,249	\$ 941,889	IGT	\$ 716,687	NSGO	See "Payments by Metric"
4346	1679902282	FANNIN COUNTY HOSPITAL AUTHORITY	\$ 1,203,249	\$ 757,445	IGT	\$ 582,846	NSGO	See "Payments by Metric"
4369	1952354318	SLP JACKSONVILLE LLC	\$ 251,091	\$ 158,062	IGT	No	PRIVATE	See "Payments by Metric"
4376	1447668538	WINNIESTOWELL HOSPITAL DISTRICT	\$ 1,595,506	\$ 1,004,371	IGT	\$ 717,413	NSGO	See "Payments by Metric"
4396	1407385750	CITY OF ENNIS	\$ 1,534,210	\$ 965,785	IGT	\$ 775,943	NSGO	See "Payments by Metric"
4418	1245639632	NOCONA HOSPITAL DISTRICT	\$ 2,633,338	\$ 1,657,686	IGT	\$ 1,263,132	NSGO	See "Payments by Metric"
4428	1386184190	CORYELL COUNTY MEMORIAL HOSPITAL AUTHORITY	\$ 1,161,506	\$ 731,168	IGT	\$ 563,747	NSGO	See "Payments by Metric"
4441	1942667928	OAKBEND MEDICAL CENTER	\$ 1,502,250	\$ 945,666	IGT	\$ 844,036	NSGO	See "Payments by Metric"
4470	1144821182	GILMER I ENTERPRISES, LLC	\$ 320,388	\$ 201,684	IGT	No	PRIVATE	See "Payments by Metric"
4484	1629486717	WINNIESTOWELL HOSPITAL DISTRICT	\$ 1,880,120	\$ 1,183,535	IGT	\$ 845,525	NSGO	See "Payments by Metric"
4495	1073849469	CLARKSVILLE SNF LLC	\$ 382,151	\$ 240,564	IGT	No	PRIVATE	See "Payments by Metric"

Quality Incentive Payment Program (QIPP)
SFY 2022

Facility ID	National Provider Identifier	Each Provider	Total Amount of Directed Payment Each Provider Received	Federal Share of Directed Payment Each Provider Received	How is the state share of the Directed Payment financed (IGT, provider tax, etc)	Does the provider finance the state share for the Directed Payment? If so, how much?	Provider type/Class	Results of each performance Metric Associated with this Directed Payment for Each Provider
4541	1922388669	CARTHAGE LTC PARTNERS INC	\$ 421,772	\$ 265,505	IGT	No	PRIVATE	See "Payments by Metric"
4553	1487992889	NACOGDOCHES COUNTY HOSPITAL DISTRICT	\$ 829,900	\$ 522,422	IGT	\$ 272,955	NSGO	See "Payments by Metric"
4555	1992031322	HENDERSON SNF LLC	\$ 587,716	\$ 369,967	IGT	No	PRIVATE	See "Payments by Metric"
4562	1881192268	COUNTY OF THROCKMORTON	\$ 610,246	\$ 384,150	IGT	\$ 430,466	NSGO	See "Payments by Metric"
4568	1922445105	J JIREH LLC	\$ 225,754	\$ 142,112	IGT	No	PRIVATE	See "Payments by Metric"
4584	1366498537	SLP PALESTINE LLC	\$ 413,260	\$ 260,147	IGT	No	PRIVATE	See "Payments by Metric"
4586	1194713941	SLP PARIS LLC	\$ 238,339	\$ 150,034	IGT	No	PRIVATE	See "Payments by Metric"
4608	1033316203	DALLAS COUNTY HOSPITAL DISTRICT	\$ 963,393	\$ 606,456	IGT	\$ 474,672	NSGO	See "Payments by Metric"
4614	1942818489	SLP DIBOLL, LLC	\$ 267,172	\$ 168,185	IGT	No	PRIVATE	See "Payments by Metric"
4617	1861938284	CHAMBERS COUNTY PUBLIC HOSPITAL DISTRICT NO 1A	\$ 741,678	\$ 466,886	IGT	\$ 342,091	NSGO	See "Payments by Metric"
4633	1356338503	HOPKINS COUNTY HOSPITAL DISTRICT	\$ 1,519,454	\$ 956,496	IGT	\$ 839,567	NSGO	See "Payments by Metric"
4634	1710008263	FANNIN COUNTY HOSPITAL AUTHORITY	\$ 1,841,204	\$ 1,159,038	IGT	\$ 894,303	NSGO	See "Payments by Metric"
4671	1851842116	SOUTH LIMESTONE HOSPITAL DISTRICT	\$ 451,295	\$ 284,090	IGT	\$ -	NSGO	See "Payments by Metric"
4730	1871907675	WINNIESTOWELL HOSPITAL DISTRICT	\$ 1,623,392	\$ 1,021,925	IGT	\$ 730,209	NSGO	See "Payments by Metric"
4749	1962975011	CITY OF ENNIS	\$ 722,471	\$ 454,796	IGT	\$ 364,921	NSGO	See "Payments by Metric"
4769	1760013809	WEST WHARTON COUNTY HOSPITAL DISTRICT	\$ 737,100	\$ 464,005	IGT	\$ 331,319	NSGO	See "Payments by Metric"
4771	1376061747	CHAMBERS COUNTY PUBLIC HOSPITAL DISTRICT NO 1A	\$ 1,695,713	\$ 1,067,451	IGT	\$ 845,946	NSGO	See "Payments by Metric"
4777	1932742616	EASTLAND MEMORIAL HOSPITAL DISTRICT	\$ 1,221,771	\$ 769,105	IGT	\$ 549,691	NSGO	See "Payments by Metric"
4787	1144771494	TITUS COUNTY HOSPITAL DISTRICT	\$ 746,301	\$ 469,796	IGT	\$ 355,555	NSGO	See "Payments by Metric"
4798	1073927018	WINNIESTOWELL HOSPITAL DISTRICT	\$ 765,870	\$ 482,115	IGT	\$ 344,459	NSGO	See "Payments by Metric"
4802	1477093284	CORYELL COUNTY MEMORIAL HOSPITAL AUTHORITY	\$ 55,017	\$ 34,633	IGT	No	CLOSED	See "Payments by Metric"
4803	1114985900	LIBERTY COUNTY HOSPITAL DISTRICT NO 1	\$ 733,010	\$ 461,430	IGT	\$ -	NSGO	See "Payments by Metric"
4817	1932517190	NOCONA HOSPITAL DISTRICT	\$ 746,302	\$ 469,797	IGT	\$ 398,126	NSGO	See "Payments by Metric"
4830	1265033203	BONHAM I ENTERPRISES, LLC	\$ 342,790	\$ 215,787	IGT	No	PRIVATE	See "Payments by Metric"
4855	1760689293	DALLAS COUNTY HOSPITAL DISTRICT	\$ 1,498,982	\$ 943,609	IGT	\$ 734,373	NSGO	See "Payments by Metric"
4858	1659516532	HG SCC LLC	\$ 352,469	\$ 221,879	IGT	No	PRIVATE	See "Payments by Metric"
4863	1306043583	DALLAS COUNTY HOSPITAL DISTRICT	\$ 741,162	\$ 466,561	IGT	\$ 395,299	NSGO	See "Payments by Metric"
4864	144779881	FPACP SHERMAN LLC	\$ 494,188	\$ 311,091	IGT	No	PRIVATE	See "Payments by Metric"
4873	1447851480	COOPER I ENTERPRISES, LLC	\$ 328,660	\$ 206,891	IGT	No	PRIVATE	See "Payments by Metric"
4927	1538157300	SLP CARTHAGE, LLC	\$ 205,569	\$ 129,406	IGT	No	PRIVATE	See "Payments by Metric"
4935	1417493404	FPACP TIMPSON LLC	\$ 348,561	\$ 219,419	IGT	No	PRIVATE	See "Payments by Metric"
4958	1235326349	DIVERSICARE PARIS LLC	\$ 494,842	\$ 311,503	IGT	No	PRIVATE	See "Payments by Metric"
4959	1023455060	J ORI LLC	\$ 126,110	\$ 79,386	IGT	No	PRIVATE	See "Payments by Metric"
4996	1669425476	SLP OVERTON, LLC	\$ 301,966	\$ 190,088	IGT	No	PRIVATE	See "Payments by Metric"
5015	1912997222	HAVENCARE NURSING & REHABILITATION CENTER LLC	\$ 353,349	\$ 222,433	IGT	No	PRIVATE	See "Payments by Metric"
5020	1134665516	FPACP MOUNT PLEASANT LLC	\$ 413,265	\$ 260,150	IGT	No	PRIVATE	See "Payments by Metric"
5034	1033191879	LOH ELKHART LLC	\$ 355,278	\$ 223,648	IGT	No	PRIVATE	See "Payments by Metric"
5043	1487253365	NEXION HEALTH AT BONHAM, INC	\$ 285,494	\$ 179,719	IGT	No	PRIVATE	See "Payments by Metric"
5060	1982093548	NOCONA HOSPITAL DISTRICT	\$ 1,203,048	\$ 757,319	IGT	\$ 570,546	NSGO	See "Payments by Metric"
5081	1508903451	LIBERTY COUNTY HOSPITAL DISTRICT NO 1	\$ 806,080	\$ 507,427	IGT	\$ -	NSGO	See "Payments by Metric"
5125	1730629544	CORYELL COUNTY MEMORIAL HOSPITAL AUTHORITY	\$ 1,091,402	\$ 687,037	IGT	\$ 516,230	NSGO	See "Payments by Metric"
5129	1871981019	NACOGDOCHES COUNTY HOSPITAL DISTRICT	\$ 1,500,615	\$ 944,637	IGT	\$ 662,748	NSGO	See "Payments by Metric"
5150	1154962074	City of Ennis	\$ 322,986	\$ 203,320	IGT	\$ -	NSGO	See "Payments by Metric"
5169	1467882860	WELLS LTC PARTNERS INC	\$ 235,973	\$ 148,545	IGT	No	PRIVATE	See "Payments by Metric"
5181	1518413731	PINECREST SENIOR CARE LLC	\$ 290,959	\$ 183,158	IGT	No	PRIVATE	See "Payments by Metric"
5182	1639569734	Winnie-Stowell Hospital District	\$ 760,549	\$ 478,766	IGT	\$ -	NSGO	See "Payments by Metric"
5184	1770819377	SENIOR SUITE CARE & REHAB LLC	\$ 155,764	\$ 98,053	IGT	No	PRIVATE	See "Payments by Metric"

Quality Incentive Payment Program (QIPP)
SFY 2022

Facility ID	National Provider Identifier	Each Provider	Total Amount of Directed Payment Each Provider Received	Federal Share of Directed Payment Each Provider Received	How is the state share of the Directed Payment financed (IGT, provider tax, etc)	Does the provider finance the state share for the Directed Payment? If so, how much?	Provider type/Class	Results of each performance Metric Associated with this Directed Payment for Each Provider
5186	1922044106	HOPKINS COUNTY HOSPITAL DISTRICT	\$ 1,557,173	\$ 980,241	IGT	\$ 792,470	NSGO	See "Payments by Metric"
5192	1851720452	FANNIN COUNTY HOSPITAL AUTHORITY	\$ 1,359,394	\$ 855,738	IGT	\$ 642,815	NSGO	See "Payments by Metric"
5195	1831192368	NACOGDOCHES COUNTY HOSPITAL DISTRICT	\$ 862,311	\$ 542,825	IGT	\$ 262,622	NSGO	See "Payments by Metric"
5199	1336190347	LIBERTY COUNTY HOSPITAL DISTRICT NO 1	\$ 1,203,337	\$ 757,501	IGT	\$ 590,561	NSGO	See "Payments by Metric"
5213	1073900882	HOPKINS COUNTY HOSPITAL DISTRICT	\$ 596,066	\$ 375,224	IGT	\$ 414,818	NSGO	See "Payments by Metric"
5215	1578998605	CITY OF ENNIS	\$ 573,050	\$ 360,735	IGT	\$ -	NSGO	See "Payments by Metric"
5218	1487600706	HOPKINS COUNTY HOSPITAL DISTRICT	\$ 2,278,285	\$ 1,434,180	IGT	\$ 1,195,103	NSGO	See "Payments by Metric"
5222	1326032186	LIBERTY COUNTY HOSPITAL DISTRICT NO 1	\$ 1,338,227	\$ 842,414	IGT	\$ 641,249	NSGO	See "Payments by Metric"
5223	1740608629	SOUTH LIMESTONE HOSPITAL DISTRICT	\$ 789,188	\$ 496,794	IGT	\$ 450,379	NSGO	See "Payments by Metric"
5225	1851938112	WINNIESTOWELL HOSPITAL DISTRICT	\$ 1,663,583	\$ 1,047,226	IGT	\$ 748,009	NSGO	See "Payments by Metric"
5229	1134546096	SOUTH LIMESTONE HOSPITAL DISTRICT	\$ 2,481,177	\$ 1,561,901	IGT	\$ 1,296,401	NSGO	See "Payments by Metric"
5237	1447244116	FANNIN COUNTY HOSPITAL AUTHORITY	\$ 1,390,995	\$ 875,631	IGT	\$ 693,387	NSGO	See "Payments by Metric"
5238	1275916090	WEST WHARTON COUNTY HOSPITAL DISTRICT	\$ 357,887	\$ 225,290	IGT	\$ -	NSGO	See "Payments by Metric"
5250	1477096675	WHITEHOUSE SNF LLC	\$ 718,857	\$ 452,520	IGT	No	PRIVATE	See "Payments by Metric"
5253	1639314560	LIBERTY COUNTY HOSPITAL DISTRICT NO 1	\$ 1,822,579	\$ 1,147,313	IGT	\$ 881,010	NSGO	See "Payments by Metric"
5288	1124495486	FANNIN COUNTY HOSPITAL AUTHORITY	\$ 1,472,303	\$ 926,815	IGT	\$ 724,247	NSGO	See "Payments by Metric"
5292	1710442785	CITY OF ENNIS	\$ 1,729,417	\$ 1,088,668	IGT	\$ 815,350	NSGO	See "Payments by Metric"
5293	1528504529	FPACP UPSHUR LLC	\$ 341,557	\$ 215,010	IGT	No	PRIVATE	See "Payments by Metric"
5305	1568045383	WESTWARD I ENTERPRISES, LLC	\$ 275,726	\$ 173,569	IGT	No	PRIVATE	See "Payments by Metric"
5326	1144680471	FANNIN COUNTY HOSPITAL AUTHORITY	\$ 1,646,349	\$ 1,036,377	IGT	\$ 743,082	NSGO	See "Payments by Metric"
5329	1639163595	LIBERTY COUNTY HOSPITAL DISTRICT NO 1	\$ 1,251,417	\$ 787,767	IGT	\$ 612,830	NSGO	See "Payments by Metric"
5345	1134113947	FANNIN COUNTY HOSPITAL AUTHORITY	\$ 1,301,857	\$ 819,519	IGT	\$ 629,713	NSGO	See "Payments by Metric"
5346	1790779452	FANNIN COUNTY HOSPITAL AUTHORITY	\$ 1,656,757	\$ 1,042,929	IGT	\$ 793,692	NSGO	See "Payments by Metric"
5360	1457859589	LIBERTY COUNTY HOSPITAL DISTRICT NO 1	\$ 2,735,780	\$ 1,722,173	IGT	\$ 1,290,040	NSGO	See "Payments by Metric"
5374	1891263695	LONGVIEW III ENTERPRISES, LLC	\$ 493,859	\$ 310,884	IGT	No	PRIVATE	See "Payments by Metric"
5386	1093176968	FANNIN COUNTY HOSPITAL AUTHORITY	\$ 1,890,794	\$ 1,190,255	IGT	\$ 850,453	NSGO	See "Payments by Metric"
5390	1770970543	HOPKINS COUNTY HOSPITAL DISTRICT	\$ 1,445,390	\$ 909,873	IGT	\$ 690,293	NSGO	See "Payments by Metric"
100023	1730630831	SUMMIT LTC SAN AUGUSTINE LLC	\$ 277,067	\$ 174,414	IGT	No	PRIVATE	See "Payments by Metric"
101006	1598221442	CITY OF ENNIS	\$ 458,896	\$ 288,875	IGT	\$ 234,299	NSGO	See "Payments by Metric"
102588	1093765026	DALLAS COUNTY HOSPITAL DISTRICT	\$ 1,076,236	\$ 677,491	IGT	\$ 628,567	NSGO	See "Payments by Metric"
103330	1255512067	HUNTINGTON HEALTH CARE & REHABILITATION CENTER LTD	\$ 153,858	\$ 96,854	IGT	No	PRIVATE	See "Payments by Metric"
103421	1306026729	NACOGDOCHES COUNTY HOSPITAL DISTRICT	\$ 1,236,585	\$ 778,430	IGT	\$ 640,867	NSGO	See "Payments by Metric"
103454	1770752172	SOUTH LIMESTONE HOSPITAL DISTRICT	\$ 986,588	\$ 621,057	IGT	\$ 490,524	NSGO	See "Payments by Metric"
104417	1649402603	FANNIN COUNTY HOSPITAL AUTHORITY	\$ 1,551,120	\$ 976,430	IGT	\$ 734,089	NSGO	See "Payments by Metric"
104599	1487195095	LIBERTY COUNTY HOSPITAL DISTRICT NO 1	\$ 1,671,993	\$ 1,052,520	IGT	\$ 754,464	NSGO	See "Payments by Metric"
104845	1417255233	DALLAS COUNTY HOSPITAL DISTRICT	\$ 1,243,471	\$ 782,765	IGT	\$ 603,434	NSGO	See "Payments by Metric"
105966	1861818635	HOPKINS COUNTY HOSPITAL DISTRICT	\$ 1,517,511	\$ 955,273	IGT	\$ 715,542	NSGO	See "Payments by Metric"
106794	1710435383	CHAMBERS COUNTY PUBLIC HOSPITAL DISTRICT NO 1A	\$ 456,931	\$ 287,638	IGT	\$ 244,765	NSGO	See "Payments by Metric"
110205	1093131476	NACOGDOCHES COUNTY HOSPITAL DISTRICT	\$ 931,709	\$ 586,511	IGT	\$ 450,303	NSGO	See "Payments by Metric"
110230	1780124594	CORYELL COUNTY MEMORIAL HOSPITAL AUTHORITY	\$ 845,387	\$ 532,171	IGT	\$ 414,436	NSGO	See "Payments by Metric"
127	1720100050	UVALDE COUNTY HOSPITAL AUTHORITY	\$ 769,680	\$ 484,514	IGT	\$ 400,952	NSGO	See "Payments by Metric"
170	1720623622	STRATFORD HOSPITAL DISTRICT	\$ 554,126	\$ 348,822	IGT	\$ 292,511	NSGO	See "Payments by Metric"
4026	1043245483	NOCONA HOSPITAL DISTRICT	\$ 605,542	\$ 381,189	IGT	\$ 280,518	NSGO	See "Payments by Metric"
4028	1649251026	EASTLAND MEMORIAL HOSPITAL DISTRICT	\$ 1,800,638	\$ 1,133,502	IGT	\$ 875,090	NSGO	See "Payments by Metric"
4075	1285617597	MENARD COUNTY HOSPITAL DISTRICT	\$ 302,731	\$ 190,569	IGT	\$ -	NSGO	See "Payments by Metric"
4079	1205841160	DALLAMHARTLEY COUNTIES HOSPITAL DISTRICT	\$ 760,139	\$ 478,507	IGT	\$ 484,374	NSGO	See "Payments by Metric"
4095	1194720839	WEST COKE COUNTY HOSPITAL DISTRICT	\$ 472,854	\$ 297,661	IGT	\$ 250,419	NSGO	See "Payments by Metric"
4124	1619298908	HAMILTON COUNTY HOSPITAL DISTRICT	\$ 1,020,790	\$ 642,587	IGT	\$ 472,762	NSGO	See "Payments by Metric"

Quality Incentive Payment Program (QIPP)
SFY 2022

Facility ID	National Provider Identifier	Each Provider	Total Amount of Directed Payment Each Provider Received	Federal Share of Directed Payment Each Provider Received	How is the state share of the Directed Payment financed (IGT, provider tax, etc)	Does the provider finance the state share for the Directed Payment? If so, how much?	Provider type/Class	Results of each performance Metric Associated with this Directed Payment for Each Provider
4164	1285272922	ODESSA II ENTERPRISES, LLC	\$ 431,129	\$ 271,396	IGT	No	PRIVATE	See "Payments by Metric"
4200	1295934354	MCCASKILL HEALTH CARE LLC	\$ 208,703	\$ 131,378	IGT	No	PRIVATE	See "Payments by Metric"
4202	1477507374	KENT COUNTY	\$ 514,100	\$ 323,626	IGT	\$ 379,447	NSGO	See "Payments by Metric"
4205	1699811794	CHILDRESS COUNTY HOSPITAL DISTRICT	\$ 1,127,708	\$ 709,892	IGT	\$ 626,734	NSGO	See "Payments by Metric"
4210	1871572073	MULESHOE AREA HOSPITAL DISTRICT	\$ 735,321	\$ 462,885	IGT	\$ 401,525	NSGO	See "Payments by Metric"
4216	1528240975	VAL VERDE COUNTY HOSPITAL DISTRICT	\$ 2,093,606	\$ 1,317,925	IGT	\$ 1,091,360	NSGO	See "Payments by Metric"
4221	1306832092	MITCHELL COUNTY HOSPITAL DISTRICT	\$ 1,004,361	\$ 632,245	IGT	\$ 536,704	NSGO	See "Payments by Metric"
4247	1831593029	STEPHENS MEMORIAL HOSPITAL DISTRICT	\$ 577,120	\$ 363,297	IGT	\$ 270,930	NSGO	See "Payments by Metric"
4248	1467987610	SLP KNOX CITY, LLC	\$ 306,294	\$ 192,812	IGT	No	PRIVATE	See "Payments by Metric"
4250	1306249362	EASTLAND MEMORIAL HOSPITAL DISTRICT	\$ 904,638	\$ 569,470	IGT	\$ 458,515	NSGO	See "Payments by Metric"
4266	1720076417	HAMILTON COUNTY HOSPITAL DISTRICT	\$ 1,337,864	\$ 842,185	IGT	\$ 650,569	NSGO	See "Payments by Metric"
4272	1689084840	MCCULLOCH COUNTY HOSPITAL DISTRICT	\$ 1,473,609	\$ 927,637	IGT	\$ 722,111	NSGO	See "Payments by Metric"
4280	1932652070	MIDLAND COUNTY HOSPITAL DISTRICT	\$ 1,738,932	\$ 1,094,658	IGT	\$ 818,520	NSGO	See "Payments by Metric"
4327	1396285268	MCCULLOCH COUNTY HOSPITAL DISTRICT	\$ 517,017	\$ 325,462	IGT	\$ 255,308	NSGO	See "Payments by Metric"
4345	1245639525	BAYLOR COUNTY HOSPITAL DISTRICT	\$ 2,127,340	\$ 1,339,161	IGT	\$ 973,218	NSGO	See "Payments by Metric"
4351	1770143521	ODESSA I ENTERPRISES, LLC	\$ 641,179	\$ 403,622	IGT	No	PRIVATE	See "Payments by Metric"
4358	1124662432	NORTH RUNNELS COUNTY HOSPITAL	\$ 284,055	\$ 178,813	IGT	\$ 212,986	NSGO	See "Payments by Metric"
4361	1740301209	Fannin County Hospital Authority	\$ 756,278	\$ 476,077	IGT	\$ 371,961	NSGO	See "Payments by Metric"
4384	1831507094	NOCONA HOSPITAL DISTRICT	\$ 724,966	\$ 456,366	IGT	\$ 367,797	NSGO	See "Payments by Metric"
4386	1881722890	CHILDRESS COUNTY HOSPITAL DISTRICT	\$ 302,195	\$ 190,232	IGT	\$ 174,560	NSGO	See "Payments by Metric"
4395	1205235520	PALO PINTO COUNTY HOSPITAL DISTRICT	\$ 744,395	\$ 468,597	IGT	\$ 344,727	NSGO	See "Payments by Metric"
4399	1811949456	SLP HAMLIN LLC	\$ 133,157	\$ 83,822	IGT	No	PRIVATE	See "Payments by Metric"
4412	1104221894	CHILDRESS COUNTY HOSPITAL DISTRICT	\$ 1,028,242	\$ 647,278	IGT	\$ 542,739	NSGO	See "Payments by Metric"
4413	1780618835	NOCONA HOSPITAL DISTRICT	\$ 561,600	\$ 353,527	IGT	\$ 288,157	NSGO	See "Payments by Metric"
4414	1669746210	DUMAS I ENTERPRISES LLC	\$ 438,677	\$ 276,147	IGT	No	PRIVATE	See "Payments by Metric"
4421	1861891186	BAYLOR COUNTY HOSPITAL DISTRICT	\$ 735,660	\$ 463,098	IGT	\$ 354,467	NSGO	See "Payments by Metric"
4463	1386615920	MISSIONARY BAPTIST FOUNDATION OF AMERICA, INC	\$ 138,825	\$ 87,390	IGT	No	PRIVATE	See "Payments by Metric"
4493	1225159809	UVALDE COUNTY HOSPITAL AUTHORITY	\$ 1,775,106	\$ 1,117,429	IGT	\$ 923,791	NSGO	See "Payments by Metric"
4498	1255452710	Fannin County Hospital Authority	\$ 225,779	\$ 142,128	IGT	\$ -	NSGO	See "Payments by Metric"
4523	1972887784	VAL VERDE COUNTY HOSPITAL DISTRICT	\$ 1,009,349	\$ 635,385	IGT	\$ 547,857	NSGO	See "Payments by Metric"
4543	1023255205	VAL VERDE COUNTY HOSPITAL DISTRICT	\$ 548,050	\$ 344,997	IGT	\$ -	NSGO	See "Payments by Metric"
4564	1275586620	HAMILTON COUNTY HOSPITAL DISTRICT	\$ 744,261	\$ 468,512	IGT	\$ 340,296	NSGO	See "Payments by Metric"
4590	1770009979	TRINITYPACF PECOS LLC	\$ 408,815	\$ 257,349	IGT	No	PRIVATE	See "Payments by Metric"
4626	1649268152	COUNTY OF THROCKMORTON	\$ 617,849	\$ 388,936	IGT	\$ 300,151	NSGO	See "Payments by Metric"
4635	1750980272	WEST WHARTON COUNTY HOSPITAL DISTRICT	\$ 712,777	\$ 448,693	IGT	\$ -	NSGO	See "Payments by Metric"
4645	1881648103	STRATFORD HOSPITAL DISTRICT	\$ 1,374,405	\$ 865,188	IGT	\$ 695,908	NSGO	See "Payments by Metric"
4672	1154319853	STRATFORD HOSPITAL DISTRICT	\$ 1,170,117	\$ 736,589	IGT	\$ 558,400	NSGO	See "Payments by Metric"
4675	1467495598	SCHLEICHER COUNTY HOSPITAL DISTRICT	\$ 410,869	\$ 258,642	IGT	\$ 270,205	NSGO	See "Payments by Metric"
4681	1235121245	EASTLAND MEMORIAL HOSPITAL DISTRICT	\$ 1,179,968	\$ 742,790	IGT	\$ 546,253	NSGO	See "Payments by Metric"
4735	1114326436	PALO PINTO COUNTY HOSPITAL DISTRICT	\$ 1,437,998	\$ 905,220	IGT	\$ 710,461	NSGO	See "Payments by Metric"
4742	1295229029	HAMILTON COUNTY HOSPITAL DISTRICT	\$ 1,046,737	\$ 658,921	IGT	\$ -	NSGO	See "Payments by Metric"
4743	1770972051	VAL VERDE COUNTY HOSPITAL DISTRICT	\$ 930,718	\$ 585,887	IGT	\$ 436,323	NSGO	See "Payments by Metric"
4744	1710395892	MCCULLOCH COUNTY HOSPITAL DISTRICT	\$ 617,232	\$ 388,547	IGT	\$ 335,559	NSGO	See "Payments by Metric"
4756	1427392257	KNOX COUNTY HOSPITAL DISTRICT	\$ 686,424	\$ 432,104	IGT	\$ 358,554	NSGO	See "Payments by Metric"
4768	1346874807	NEXION HEALTH AT CARRIZO SPRINGS, INC	\$ 358,013	\$ 225,369	IGT	No	PRIVATE	See "Payments by Metric"
4772	1831210426	UVALDE COUNTY HOSPITAL AUTHORITY	\$ 1,730,631	\$ 1,089,432	IGT	\$ 830,170	NSGO	See "Payments by Metric"
4773	1770780223	CHILDRESS COUNTY HOSPITAL DISTRICT	\$ 515,293	\$ 324,377	IGT	\$ 247,095	NSGO	See "Payments by Metric"
4815	1215925920	STRATFORD HOSPITAL DISTRICT	\$ 1,499,852	\$ 944,157	IGT	\$ 759,086	NSGO	See "Payments by Metric"
4835	1346540267	VAL VERDE COUNTY HOSPITAL DISTRICT	\$ 905,964	\$ 570,305	IGT	\$ 435,711	NSGO	See "Payments by Metric"

Quality Incentive Payment Program (QIPP)
SFY 2022

Facility ID	National Provider Identifier	Each Provider	Total Amount of Directed Payment Each Provider Received	Federal Share of Directed Payment Each Provider Received	How is the state share of the Directed Payment financed (IGT, provider tax, etc)	Does the provider finance the state share for the Directed Payment? If so, how much?	Provider type/Class	Results of each performance Metric Associated with this Directed Payment for Each Provider
4870	1306246145	OLNEYHAMILTON HOSPITAL DISTRICT	\$ 730,322	\$ 459,738	IGT	\$ 372,839	NSGO	See "Payments by Metric"
4879	1477158244	WICHITA FALLS I ENTERPRISES, LLC	\$ 578,547	\$ 364,195	IGT	No	PRIVATE	See "Payments by Metric"
4881	1245839414	BROWNWOOD V ENTERPRISES, LLC	\$ 604,223	\$ 380,358	IGT	No	PRIVATE	See "Payments by Metric"
4888	1396798583	JACK COUNTY HOSPITAL DISTRICT	\$ 378,107	\$ 238,019	IGT	\$ 483,634	NSGO	See "Payments by Metric"
4889	1598768681	STERLING COUNTY	\$ 452,899	\$ 285,100	IGT	\$ 214,781	NSGO	See "Payments by Metric"
4896	1629021803	COUNTY OF THROCKMORTON	\$ 698,826	\$ 439,911	IGT	\$ 349,692	NSGO	See "Payments by Metric"
4900	1609945708	EAST COKE COUNTY HOSPITAL DISTRICT	\$ 371,372	\$ 233,779	IGT	\$ 236,744	NSGO	See "Payments by Metric"
4918	1447619663	CLARENDON NH OPERATIONS LTD	\$ 171,499	\$ 107,959	IGT	No	PRIVATE	See "Payments by Metric"
4930	1053881326	Stamford ManagementCo LLC	\$ 191,396	\$ 120,484	IGT	No	PRIVATE	See "Payments by Metric"
4931	1487890596	WELLINGTON I ENTERPRISES LLC	\$ 283,993	\$ 178,774	IGT	No	PRIVATE	See "Payments by Metric"
110493	1104870435	EASTLAND MEMORIAL HOSPITAL DISTRICT	\$ 968,254	\$ 609,516	IGT	\$ -	NSGO	See "Payments by Metric"
4948	1205017472	CAMBRIDGE LTC PARTNERS INC	\$ 289,124	\$ 182,004	IGT	No	PRIVATE	See "Payments by Metric"
4982	1841664349	MIDLAND COUNTY HOSPITAL DISTRICT	\$ 2,293,520	\$ 1,443,771	IGT	\$ 1,035,822	NSGO	See "Payments by Metric"
5012	1710432877	MIDLAND COUNTY HOSPITAL DISTRICT	\$ 1,036,764	\$ 652,643	IGT	\$ 479,867	NSGO	See "Payments by Metric"
5022	1205884749	VAL VERDE COUNTY HOSPITAL DISTRICT	\$ 953,966	\$ 600,521	IGT	\$ -	NSGO	See "Payments by Metric"
5024	1629181565	MCCAMEY COUNTY HOSPITAL DISTRICT	\$ 529,105	\$ 333,071	IGT	\$ 301,144	NSGO	See "Payments by Metric"
5033	1447811021	EASTLAND MEMORIAL HOSPITAL DISTRICT	\$ 1,448,144	\$ 911,606	IGT	\$ 723,066	NSGO	See "Payments by Metric"
5040	1669424388	CHILDRESS COUNTY HOSPITAL DISTRICT	\$ 865,897	\$ 545,082	IGT	\$ 432,236	NSGO	See "Payments by Metric"
5049	1760470181	STRATFORD HOSPITAL DISTRICT	\$ 703,584	\$ 442,906	IGT	\$ 356,033	NSGO	See "Payments by Metric"
5064	1134205958	COUNTY OF CROCKETT	\$ 414,105	\$ 260,679	IGT	\$ 249,616	NSGO	See "Payments by Metric"
5066	157853477	STONEWALL MEMORIAL HOSPITAL	\$ 361,680	\$ 227,678	IGT	\$ 205,652	NSGO	See "Payments by Metric"
5069	1639619539	CHILDRESS COUNTY HOSPITAL DISTRICT	\$ 557,662	\$ 351,048	IGT	\$ 255,117	NSGO	See "Payments by Metric"
5093	1518943216	FARWELL HOSPITAL DISTRICT	\$ 750,396	\$ 472,374	IGT	\$ 400,991	NSGO	See "Payments by Metric"
5095	1235599887	PARMER COUNTY HOSPITAL DISTRICT	\$ 495,664	\$ 312,020	IGT	\$ 351,640	NSGO	See "Payments by Metric"
5110	1558491506	STRATFORD HOSPITAL DISTRICT	\$ 277,483	\$ 174,676	IGT	\$ 141,901	NSGO	See "Payments by Metric"
5123	1619515350	WEST WHARTON COUNTY HOSPITAL DISTRICT	\$ 638,285	\$ 401,800	IGT	\$ -	NSGO	See "Payments by Metric"
5131	1336385442	MEMPHIS I ENTERPRISES LLC	\$ 213,174	\$ 134,193	IGT	No	PRIVATE	See "Payments by Metric"
5133	1356758304	UVALDE COUNTY HOSPITAL AUTHORITY	\$ 1,208,658	\$ 760,850	IGT	\$ 676,084	NSGO	See "Payments by Metric"
5155	1598726358	DECATUR HOSPITAL AUTHORITY	\$ 1,197,477	\$ 753,812	IGT	\$ 574,633	NSGO	See "Payments by Metric"
5156	1619113644	MCLEAN I ENTERPRISES LLC	\$ 222,306	\$ 139,942	IGT	No	PRIVATE	See "Payments by Metric"
5164	1306251053	MIDLAND COUNTY HOSPITAL DISTRICT	\$ 878,449	\$ 552,984	IGT	\$ 411,724	NSGO	See "Payments by Metric"
5167	1417259490	EASTLAND MEMORIAL HOSPITAL DISTRICT	\$ 799,985	\$ 503,590	IGT	\$ 406,071	NSGO	See "Payments by Metric"
5170	1396732939	OLNEYHAMILTON HOSPITAL DISTRICT	\$ 3,226,891	\$ 2,031,328	IGT	\$ 1,510,418	NSGO	See "Payments by Metric"
5173	1447403118	VAL VERDE COUNTY HOSPITAL DISTRICT	\$ 798,041	\$ 502,367	IGT	\$ 403,512	NSGO	See "Payments by Metric"
5176	1528059433	HANSFORD COUNTY HOSPITAL DISTRICT	\$ 554,383	\$ 348,984	IGT	\$ 325,934	NSGO	See "Payments by Metric"
5178	1083115042	TERREL II INVESTMENTS LLC	\$ 183,429	\$ 115,469	IGT	No	PRIVATE	See "Payments by Metric"
5187	1659336840	REAGAN HOSPITAL DISTRICT	\$ 216,754	\$ 136,447	IGT	\$ 153,360	NSGO	See "Payments by Metric"
5221	1063004703	CITY OF ENNIS	\$ 740,025	\$ 465,846	IGT	\$ 342,626	NSGO	See "Payments by Metric"
5241	1659535441	COUNTY OF THROCKMORTON	\$ 1,209,751	\$ 761,539	IGT	\$ 595,642	NSGO	See "Payments by Metric"
5246	1851476725	BOOKER HOSPITAL DISTRICT	\$ 424,152	\$ 267,004	IGT	\$ 290,525	NSGO	See "Payments by Metric"
5248	1447571732	HAMILTON COUNTY HOSPITAL DISTRICT	\$ 1,432,767	\$ 901,927	IGT	\$ 671,806	NSGO	See "Payments by Metric"
5249	1700991700	MOORE COUNTY HOSPITAL DISTRICT	\$ 618,233	\$ 389,177	IGT	\$ 313,978	NSGO	See "Payments by Metric"
5273	1679986897	UVALDE COUNTY HOSPITAL AUTHORITY	\$ 1,798,183	\$ 1,131,956	IGT	\$ 935,021	NSGO	See "Payments by Metric"
5277	1861887101	CAMP HEALTHCARE PARTNERS LLC	\$ 236,657	\$ 148,976	IGT	No	PRIVATE	See "Payments by Metric"
5286	1184995037	DEL RIO I ENTERPRISES LLC	\$ 451,923	\$ 284,486	IGT	No	PRIVATE	See "Payments by Metric"
5309	1043788268	HAMILTON COUNTY HOSPITAL DISTRICT	\$ 1,238,964	\$ 779,928	IGT	\$ 559,698	NSGO	See "Payments by Metric"
5310	1487085478	MIDLAND COUNTY HOSPITAL DISTRICT	\$ 1,739,900	\$ 1,095,267	IGT	\$ 805,190	NSGO	See "Payments by Metric"
5332	1558350751	SEMINOLE HOSPITAL DISTRICT OF GAINES COUNTY TEXAS	\$ 700,723	\$ 441,105	IGT	\$ 452,594	NSGO	See "Payments by Metric"
5347	1932649803	PALO PINTO COUNTY HOSPITAL DISTRICT	\$ 1,440,697	\$ 906,919	IGT	\$ 693,464	NSGO	See "Payments by Metric"

**Quality Incentive Payment Program (QIPP)
SFY 2022**

Facility ID	National Provider Identifier	Each Provider	Total Amount of Directed Payment Each Provider Received	Federal Share of Directed Payment Each Provider Received	How is the state share of the Directed Payment financed (IGT, provider tax, etc)	Does the provider finance the state share for the Directed Payment? If so, how much?	Provider type/Class	Results of each performance Metric Associated with this Directed Payment for Each Provider
5370	1811532401	STRATFORD HOSPITAL DISTRICT	\$ 1,168,645	\$ 735,662	IGT	\$ 561,990	NSGO	See "Payments by Metric"
5378	1134517311	EASTLAND MEMORIAL HOSPITAL DISTRICT	\$ 694,920	\$ 437,452	IGT	\$ 313,864	NSGO	See "Payments by Metric"
100313	1295766798	SEMINOLE HOSPITAL DISTRICT OF GAINES COUNTY TEXAS	\$ 860,512	\$ 541,692	IGT	\$ 449,615	NSGO	See "Payments by Metric"
101351	1811051964	ANDREWS COUNTY HOSPITAL DISTRICT	\$ 1,038,913	\$ 653,996	IGT	\$ 550,722	NSGO	See "Payments by Metric"
102530	1023576774	ANSON HOSPITAL DISTRICT	\$ 1,113,209	\$ 700,765	IGT	\$ 716,153	NSGO	See "Payments by Metric"
102667	1487770111	UVALDE COUNTY HOSPITAL AUTHORITY	\$ 1,174,278	\$ 739,208	IGT	\$ 610,882	NSGO	See "Payments by Metric"
102868	1548653082	CHILDRESS COUNTY HOSPITAL DISTRICT	\$ 699,472	\$ 440,318	IGT	\$ 343,261	NSGO	See "Payments by Metric"
103091	1154546836	NOCONA HOSPITAL DISTRICT	\$ 1,698,279	\$ 1,069,066	IGT	\$ 936,969	NSGO	See "Payments by Metric"
103255	1588122238	NOCONA HOSPITAL DISTRICT	\$ 1,309,933	\$ 824,603	IGT	\$ 645,985	NSGO	See "Payments by Metric"
104320	1275863326	YOAKUM COUNTY	\$ 762,280	\$ 479,856	IGT	\$ 448,087	NSGO	See "Payments by Metric"
104666	1154648459	COUNTY OF LA SALLE	\$ 1,139,556	\$ 717,350	IGT	\$ 581,585	NSGO	See "Payments by Metric"
106050	1215342316	WINNIESTOWELL HOSPITAL DISTRICT	\$ 1,092,779	\$ 687,904	IGT	\$ 517,529	NSGO	See "Payments by Metric"
106765	1023641024	WEST WHARTON COUNTY HOSPITAL DISTRICT	\$ 780,637	\$ 491,411	IGT	\$ 402,480	NSGO	See "Payments by Metric"
110431	1659327930	HEMPHILL COUNTY HOSPITAL DISTRICT	\$ 467,038	\$ 294,000	IGT	\$ 134,587	NSGO	See "Payments by Metric"
4020	1336392687	RJ MERIDIAN CARE OF ALICE LTD	\$ 834,344	\$ 525,220	IGT	No	PRIVATE	See "Payments by Metric"
4245	1366105918	BOOKER HOSPITAL DISTRICT	\$ 1,728,881	\$ 1,088,331	IGT	\$ -	NSGO	See "Payments by Metric"
4259	1144641234	CITIZENS MEDICAL CENTER COUNTY OF VICTORIA	\$ 2,402,011	\$ 1,512,066	IGT	\$ 1,221,764	NSGO	See "Payments by Metric"
4449	1417275900	KENEDY I ENTERPRISES LLC	\$ 338,000	\$ 212,771	IGT	No	PRIVATE	See "Payments by Metric"
4551	1750979027	REFUGIO I ENTERPRISES, LLC	\$ 89,840	\$ 56,554	IGT	No	CLOSED	See "Payments by Metric"
4567	1518036987	SSC NUECES RETAMA LLC	\$ 727,734	\$ 458,109	IGT	No	PRIVATE	See "Payments by Metric"
4571	1174153860	WEST WHARTON COUNTY HOSPITAL DISTRICT	\$ 1,099,556	\$ 692,170	IGT	\$ -	NSGO	See "Payments by Metric"
4733	1639419781	GUADALUPE COUNTY HOSPITAL BOARD	\$ 857,050	\$ 539,513	IGT	\$ 398,699	NSGO	See "Payments by Metric"
4818	1407372642	REGENCY IHS OF ROBSTOWN LLC	\$ 371,661	\$ 233,961	IGT	No	PRIVATE	See "Payments by Metric"
4833	1437270865	UVALDE COUNTY HOSPITAL AUTHORITY	\$ 1,983,991	\$ 1,248,922	IGT	\$ 983,263	NSGO	See "Payments by Metric"
4894	1447741665	FRIO HOSPITAL DISTRICT	\$ 2,139,395	\$ 1,346,749	IGT	\$ 1,045,639	NSGO	See "Payments by Metric"
4946	1982740098	FRIO HOSPITAL DISTRICT	\$ 1,967,562	\$ 1,238,580	IGT	\$ 1,000,690	NSGO	See "Payments by Metric"
4951	1164021002	WEST WHARTON COUNTY HOSPITAL DISTRICT	\$ 790,396	\$ 497,554	IGT	\$ 381,205	NSGO	See "Payments by Metric"
4975	1073934949	CITIZENS MEDICAL CENTER COUNTY OF VICTORIA	\$ 2,745,749	\$ 1,728,449	IGT	\$ 1,457,515	NSGO	See "Payments by Metric"
5006	1427519289	FPACP CORPUS LLC	\$ 501,351	\$ 315,600	IGT	No	PRIVATE	See "Payments by Metric"
5039	1407127384	DEWITT MEDICAL DISTRICT	\$ 2,029,826	\$ 1,277,775	IGT	\$ 1,005,761	NSGO	See "Payments by Metric"
5224	1851729610	Caraday Corpus Christi, LLC	\$ 544,075	\$ 342,495	IGT	No	PRIVATE	See "Payments by Metric"
5267	1083002893	UVALDE COUNTY HOSPITAL AUTHORITY	\$ 1,381,717	\$ 869,791	IGT	\$ 642,891	NSGO	See "Payments by Metric"
5295	1982192001	UVALDE COUNTY HOSPITAL AUTHORITY	\$ 166,959	\$ 105,101	IGT	\$ 79,564	NSGO	See "Payments by Metric"
5315	1407864333	UVALDE COUNTY HOSPITAL AUTHORITY	\$ 1,340,317	\$ 843,730	IGT	\$ 663,861	NSGO	See "Payments by Metric"
5331	1497356430	KARNES I ENTERPRISES, LLC	\$ 344,801	\$ 217,052	IGT	No	PRIVATE	See "Payments by Metric"
5339	1427646793	GOLIAD I ENTERPRISES, LLC	\$ 398,040	\$ 250,566	IGT	No	PRIVATE	See "Payments by Metric"
5351	198216262	WEST WHARTON COUNTY HOSPITAL DISTRICT	\$ 1,869,744	\$ 1,177,004	IGT	\$ 925,968	NSGO	See "Payments by Metric"
5391	1538627278	WEST WHARTON COUNTY HOSPITAL DISTRICT	\$ 1,324,953	\$ 834,058	IGT	\$ 647,857	NSGO	See "Payments by Metric"
5398	1841254174	DEWITT MEDICAL DISTRICT	\$ 2,034,756	\$ 1,280,879	IGT	\$ 983,111	NSGO	See "Payments by Metric"
100806	1922092790	MEMORIAL MEDICAL CENTER	\$ 743,949	\$ 468,316	IGT	\$ 337,660	NSGO	See "Payments by Metric"
102375	1073587812	WINNIESTOWELL HOSPITAL DISTRICT	\$ 1,461,376	\$ 919,936	IGT	\$ 662,983	NSGO	See "Payments by Metric"
102540	1588075964	MEMORIAL MEDICAL CENTER	\$ 1,545,230	\$ 972,722	IGT	\$ 764,892	NSGO	See "Payments by Metric"
102639	1861442469	DEWITT MEDICAL DISTRICT	\$ 1,979,141	\$ 1,245,869	IGT	\$ 942,431	NSGO	See "Payments by Metric"
106267	1932596343	DEWITT MEDICAL DISTRICT	\$ 2,103,144	\$ 1,323,929	IGT	\$ 1,016,533	NSGO	See "Payments by Metric"
274	1033153762	DECATUR HOSPITAL AUTHORITY	\$ 2,932,603	\$ 1,846,074	IGT	\$ 1,423,482	NSGO	See "Payments by Metric"
4002	1407253511	DECATUR HOSPITAL AUTHORITY	\$ 1,534,875	\$ 966,204	IGT	\$ 818,979	NSGO	See "Payments by Metric"
4069	1770972572	DALLAS COUNTY HOSPITAL DISTRICT	\$ 1,633,690	\$ 1,028,408	IGT	\$ 848,849	NSGO	See "Payments by Metric"
4239	1881168136	NEXT GEN SP, LLC	\$ 514,186	\$ 323,680	IGT	No	PRIVATE	See "Payments by Metric"
4240	1457950628	WATAUGA I ENTERPRISES, LLC	\$ 508,733	\$ 320,248	IGT	No	PRIVATE	See "Payments by Metric"

Quality Incentive Payment Program (QIPP)
SFY 2022

Facility ID	National Provider Identifier	Each Provider	Total Amount of Directed Payment Each Provider Received	Federal Share of Directed Payment Each Provider Received	How is the state share of the Directed Payment financed (IGT, provider tax, etc)	Does the provider finance the state share for the Directed Payment? If so, how much?	Provider type/Class	Results of each performance Metric Associated with this Directed Payment for Each Provider
4276	1477153294	SMYRNA MANAGEMENT, LLC	\$ 277,614	\$ 174,758	IGT	No	PRIVATE	See "Payments by Metric"
4296	1588263750	DENTON I ENTERPRISES, LLC	\$ 327,052	\$ 205,879	IGT	No	PRIVATE	See "Payments by Metric"
4311	1982238879	PILOT POINT HEALTHCARE OPERATIONS LLC	\$ 229,982	\$ 144,774	IGT	No	PRIVATE	See "Payments by Metric"
4316	1306440409	CITY OF ENNIS	\$ 984,454	\$ 619,714	IGT	\$ 460,692	NSGO	See "Payments by Metric"
4328	1760503106	Fannin County Hospital Authority	\$ 1,001,612	\$ 630,515	IGT	\$ 475,207	NSGO	See "Payments by Metric"
4341	1194166132	FANNIN COUNTY HOSPITAL AUTHORITY	\$ 1,222,760	\$ 769,728	IGT	\$ 579,752	NSGO	See "Payments by Metric"
4357	1528655636	HAMILTON COUNTY HOSPITAL DISTRICT	\$ 1,439,732	\$ 906,311	IGT	\$ 737,581	NSGO	See "Payments by Metric"
4403	1861943110	SUMMIT LTC KENNEDALE LLC	\$ 144,757	\$ 91,125	IGT	No	PRIVATE	See "Payments by Metric"
4483	1659976975	DECATUR II ENTERPRISES, LLC	\$ 287,057	\$ 180,703	IGT	No	PRIVATE	See "Payments by Metric"
4516	1679160089	SUMMIT LTC WEATHERFORD II, LLC	\$ 117,521	\$ 73,979	IGT	No	PRIVATE	See "Payments by Metric"
4525	1588073597	CORYELL COUNTY MEMORIAL HOSPITAL AUTHORITY	\$ 2,193,180	\$ 1,380,607	IGT	\$ 1,124,286	NSGO	See "Payments by Metric"
4529	1306239587	FORT WORTH SKILLED CARE LLC	\$ 337,705	\$ 212,585	IGT	No	PRIVATE	See "Payments by Metric"
4530	1699029413	EASTLAND MEMORIAL HOSPITAL DISTRICT	\$ 1,027,075	\$ 646,544	IGT	\$ 500,952	NSGO	See "Payments by Metric"
4588	1407440316	HURST NURSING AND REHAB CENTER, LLC	\$ 512,514	\$ 322,627	IGT	No	PRIVATE	See "Payments by Metric"
4606	1386043610	PALO PINTO COUNTY HOSPITAL DISTRICT	\$ 1,266,025	\$ 796,963	IGT	\$ 712,142	NSGO	See "Payments by Metric"
4612	1407023518	ALVARADO LTC PARTNERS INC	\$ 540,482	\$ 340,233	IGT	No	PRIVATE	See "Payments by Metric"
4660	1104461516	ALTAMONTE CARE OF RICHLAND HILLS, LLC	\$ 511,800	\$ 322,178	IGT	No	PRIVATE	See "Payments by Metric"
4688	1811018476	FANNIN COUNTY HOSPITAL AUTHORITY	\$ 2,454,339	\$ 1,545,006	IGT	\$ 1,224,171	NSGO	See "Payments by Metric"
4725	1528447638	GIBBONS TX MANAGEMENT LLC	\$ 332,207	\$ 209,124	IGT	No	PRIVATE	See "Payments by Metric"
4726	1609275981	PALO PINTO COUNTY HOSPITAL DISTRICT	\$ 1,875,438	\$ 1,180,588	IGT	\$ 912,141	NSGO	See "Payments by Metric"
4741	1649760877	CORYELL COUNTY MEMORIAL HOSPITAL AUTHORITY	\$ 1,087,345	\$ 684,483	IGT	\$ 548,960	NSGO	See "Payments by Metric"
4770	1013519834	VILLAGE CREEK NURSING & REHABILITATION LLC	\$ 578,834	\$ 364,376	IGT	No	PRIVATE	See "Payments by Metric"
4780	1619467842	CORYELL COUNTY MEMORIAL HOSPITAL AUTHORITY	\$ 1,363,126	\$ 858,088	IGT	\$ 690,122	NSGO	See "Payments by Metric"
4799	1194728220	DALLAS COUNTY HOSPITAL DISTRICT	\$ 994,506	\$ 626,042	IGT	\$ 563,289	NSGO	See "Payments by Metric"
4814	1316341407	JACK COUNTY HOSPITAL DISTRICT	\$ 3,936,708	\$ 2,478,158	IGT	\$ 1,306,948	NSGO	See "Payments by Metric"
4852	1376977017	JACK COUNTY HOSPITAL DISTRICT	\$ 1,481,534	\$ 932,626	IGT	\$ 772,287	NSGO	See "Payments by Metric"
4865	1073634366	Fannin County Hospital Authority	\$ 1,429,118	\$ 899,630	IGT	\$ 803,433	NSGO	See "Payments by Metric"
4955	1568861888	PALO PINTO COUNTY HOSPITAL DISTRICT	\$ 1,620,453	\$ 1,020,075	IGT	\$ 778,757	NSGO	See "Payments by Metric"
4960	1598164881	PALO PINTO COUNTY HOSPITAL DISTRICT	\$ 2,179,863	\$ 1,372,224	IGT	\$ 995,104	NSGO	See "Payments by Metric"
4979	1063069656	RIVER OAKS NURSING AND REHABILITATION LTC PARTNERS, INC	\$ 608,930	\$ 383,321	IGT	No	PRIVATE	See "Payments by Metric"
4980	1003289646	OLNEYHAMILTON HOSPITAL DISTRICT	\$ 2,274,447	\$ 1,431,764	IGT	\$ 1,076,165	NSGO	See "Payments by Metric"
4984	1982609269	AZLE MANOR HEALTH CARE LLLP	\$ 421,106	\$ 265,086	IGT	No	PRIVATE	See "Payments by Metric"
5001	1578157244	ARBOR LAKE NURSING & REHABILITATION, LLC	\$ 502,617	\$ 316,397	IGT	No	PRIVATE	See "Payments by Metric"
5018	1811453079	SSC FORT WORTH NURSING & REHABILITATION CENTER OPERATING COMPANY, LLC	\$ 600,529	\$ 378,033	IGT	No	PRIVATE	See "Payments by Metric"
5031	1477674968	FANNIN COUNTY HOSPITAL AUTHORITY	\$ 1,855,435	\$ 1,167,996	IGT	\$ 868,673	NSGO	See "Payments by Metric"
5041	1851752729	EASTLAND MEMORIAL HOSPITAL DISTRICT	\$ 1,604,293	\$ 1,009,902	IGT	\$ 815,999	NSGO	See "Payments by Metric"
5074	1336736446	HAMILTON COUNTY HOSPITAL DISTRICT	\$ 1,451,939	\$ 913,996	IGT	\$ 670,966	NSGO	See "Payments by Metric"
5078	1588063820	PALO PINTO COUNTY HOSPITAL DISTRICT	\$ 2,213,359	\$ 1,393,309	IGT	\$ 1,077,915	NSGO	See "Payments by Metric"
5089	1205894185	WEST WHARTON COUNTY HOSPITAL DISTRICT	\$ 1,099,579	\$ 692,185	IGT	\$ -	NSGO	See "Payments by Metric"
5103	1881736056	EASTLAND MEMORIAL HOSPITAL DISTRICT	\$ 1,408,406	\$ 886,592	IGT	\$ 647,933	NSGO	See "Payments by Metric"
5106	191252157	OAKMONT GUEST CARE CENTER, LLC	\$ 668,101	\$ 420,570	IGT	No	PRIVATE	See "Payments by Metric"
5121	1053511998	DIVERSICARE ESTATES LLC	\$ 756,550	\$ 476,248	IGT	No	PRIVATE	See "Payments by Metric"
5143	1194324368	LAKE WORTH I ENTERPRISES, LLC	\$ 463,373	\$ 291,693	IGT	No	PRIVATE	See "Payments by Metric"
5197	1023407012	CORYELL COUNTY MEMORIAL HOSPITAL AUTHORITY	\$ 3,203,254	\$ 2,016,448	IGT	\$ 1,562,404	NSGO	See "Payments by Metric"
5202	1639468473	OLNEYHAMILTON HOSPITAL DISTRICT	\$ 1,672,544	\$ 1,052,866	IGT	\$ 891,629	NSGO	See "Payments by Metric"
5204	1235528894	CORYELL COUNTY MEMORIAL HOSPITAL AUTHORITY	\$ 3,613,739	\$ 2,274,849	IGT	\$ 1,670,234	NSGO	See "Payments by Metric"
5220	1265031165	NEXION HEALTH AT PILOT POINT, INC	\$ 631,617	\$ 397,603	IGT	No	PRIVATE	See "Payments by Metric"
5228	1972748630	VINTAGE SCC LLC	\$ 432,160	\$ 272,045	IGT	No	PRIVATE	See "Payments by Metric"

Quality Incentive Payment Program (QIPP)
SFY 2022

Facility ID	National Provider Identifier	Each Provider	Total Amount of Directed Payment Each Provider Received	Federal Share of Directed Payment Each Provider Received	How is the state share of the Directed Payment financed (IGT, provider tax, etc)	Does the provider finance the state share for the Directed Payment? If so, how much?	Provider type/Class	Results of each performance Metric Associated with this Directed Payment for Each Provider
5260	1952853194	CITY OF ENNIS	\$ 2,189,247	\$ 1,378,131	IGT	\$ 1,038,687	NSGO	See "Payments by Metric"
5269	1982033585	FANNIN COUNTY HOSPITAL AUTHORITY	\$ 2,512,619	\$ 1,581,694	IGT	\$ 1,236,852	NSGO	See "Payments by Metric"
5271	1366932592	CORYELL COUNTY MEMORIAL HOSPITAL AUTHORITY	\$ 847,648	\$ 533,594	IGT	\$ 428,712	NSGO	See "Payments by Metric"
5296	1285043190	CORYELL COUNTY MEMORIAL HOSPITAL AUTHORITY	\$ 1,321,572	\$ 831,929	IGT	\$ 660,309	NSGO	See "Payments by Metric"
5349	1407817273	EASTLAND MEMORIAL HOSPITAL DISTRICT	\$ 1,732,618	\$ 1,090,683	IGT	\$ 852,477	NSGO	See "Payments by Metric"
5388	1558966317	WEST WHARTON COUNTY HOSPITAL DISTRICT	\$ 875,871	\$ 551,361	IGT	\$ -	NSGO	See "Payments by Metric"
100950	1780021915	PARKER COUNTY HOSPITAL DISTRICT	\$ 1,396,459	\$ 879,071	IGT	\$ 733,380	NSGO	See "Payments by Metric"
101157	1386638237	HAMILTON COUNTY HOSPITAL DISTRICT	\$ 1,721,772	\$ 1,083,855	IGT	\$ 786,435	NSGO	See "Payments by Metric"
101682	1932344769	BRINKER SCC LLC	\$ 547,995	\$ 344,963	IGT	No	PRIVATE	See "Payments by Metric"
101884	1649824343	EASTLAND MEMORIAL HOSPITAL DISTRICT	\$ 2,452,687	\$ 1,543,967	IGT	\$ 1,174,324	NSGO	See "Payments by Metric"
102004	1174854236	PM MANAGEMENTLEWISVILLE NC LLC	\$ 555,347	\$ 349,591	IGT	No	PRIVATE	See "Payments by Metric"
102497	1043613748	DECATUR HOSPITAL AUTHORITY	\$ 1,571,608	\$ 989,328	IGT	\$ 852,248	NSGO	See "Payments by Metric"
102525	1336543081	DECATUR HOSPITAL AUTHORITY	\$ 1,259,870	\$ 793,088	IGT	\$ 597,475	NSGO	See "Payments by Metric"
102788	1386047645	DECATUR HOSPITAL AUTHORITY	\$ 1,265,486	\$ 796,623	IGT	\$ 654,809	NSGO	See "Payments by Metric"
102789	1366540288	DALLAS COUNTY HOSPITAL DISTRICT	\$ 1,269,894	\$ 799,398	IGT	\$ 701,218	NSGO	See "Payments by Metric"
102791	1588103238	EASTLAND MEMORIAL HOSPITAL DISTRICT	\$ 1,550,711	\$ 976,173	IGT	\$ 753,242	NSGO	See "Payments by Metric"
103035	3366975856	PARKER COUNTY HOSPITAL DISTRICT	\$ 1,378,848	\$ 867,985	IGT	\$ 737,352	NSGO	See "Payments by Metric"
103093	1083836357	DALLAS COUNTY HOSPITAL DISTRICT	\$ 931,523	\$ 586,394	IGT	\$ 491,173	NSGO	See "Payments by Metric"
103103	1225426620	DALLAS COUNTY HOSPITAL DISTRICT	\$ 2,713,497	\$ 1,708,146	IGT	\$ 1,472,985	NSGO	See "Payments by Metric"
103112	1891991584	EASTLAND MEMORIAL HOSPITAL DISTRICT	\$ 1,563,793	\$ 984,408	IGT	\$ 801,370	NSGO	See "Payments by Metric"
103455	1649722943	CITY OF ENNIS	\$ 1,577,330	\$ 992,929	IGT	\$ 808,436	NSGO	See "Payments by Metric"
103468	1790963130	DALLAS COUNTY HOSPITAL DISTRICT	\$ 1,514,862	\$ 953,606	IGT	\$ 742,661	NSGO	See "Payments by Metric"
103708	1679721344	PARKER COUNTY HOSPITAL DISTRICT	\$ 1,663,989	\$ 1,047,481	IGT	\$ 820,545	NSGO	See "Payments by Metric"
104244	1700430600	DALLAS COUNTY HOSPITAL DISTRICT	\$ 662,792	\$ 417,228	IGT	\$ 336,209	NSGO	See "Payments by Metric"
104379	1679895163	DECATUR HOSPITAL AUTHORITY	\$ 1,511,099	\$ 951,237	IGT	\$ 707,329	NSGO	See "Payments by Metric"
105150	1215206826	DALLAS COUNTY HOSPITAL DISTRICT	\$ 1,408,583	\$ 886,703	IGT	\$ 702,402	NSGO	See "Payments by Metric"
105172	1497309397	DALLAS COUNTY HOSPITAL DISTRICT	\$ 1,320,280	\$ 831,116	IGT	\$ 641,974	NSGO	See "Payments by Metric"
105943	1598183246	PARKER COUNTY HOSPITAL DISTRICT	\$ 1,271,004	\$ 800,097	IGT	\$ 684,946	NSGO	See "Payments by Metric"
105988	1760036669	DALLAS COUNTY HOSPITAL DISTRICT	\$ 857,747	\$ 539,952	IGT	\$ 416,537	NSGO	See "Payments by Metric"
106566	1447610977	HAMILTON COUNTY HOSPITAL DISTRICT	\$ 1,139,756	\$ 717,476	IGT	\$ 539,569	NSGO	See "Payments by Metric"
106741	1669929642	EASTLAND MEMORIAL HOSPITAL DISTRICT	\$ 1,128,463	\$ 710,368	IGT	\$ 519,439	NSGO	See "Payments by Metric"
4038	1891330494	CARADAY TRINITY, LLC	\$ 1,064,162	\$ 669,890	IGT	No	PRIVATE	See "Payments by Metric"
4070	1861156408	SCHULENBURG NURSING & REHABILITATION LLC	\$ 384,390	\$ 241,974	IGT	No	PRIVATE	See "Payments by Metric"
4106	1871633305	OAKBEND MEDICAL CENTER	\$ 1,161,600	\$ 731,227	IGT	\$ 560,138	NSGO	See "Payments by Metric"
4118	1760871750	CORYELL COUNTY MEMORIAL HOSPITAL AUTHORITY	\$ 2,077,103	\$ 1,307,537	IGT	\$ 1,105,837	NSGO	See "Payments by Metric"
4177	1811122534	GUADALUPE COUNTY HOSPITAL BOARD	\$ 1,125,656	\$ 708,600	IGT	\$ 521,998	NSGO	See "Payments by Metric"
4215	1538704135	STRATFORD HOSPITAL DISTRICT	\$ 1,610,287	\$ 1,013,676	IGT	\$ 716,993	NSGO	See "Payments by Metric"
4409	1245839182	NEXION HEALTH AT AUSTIN, INC	\$ 822,240	\$ 517,600	IGT	No	PRIVATE	See "Payments by Metric"
4461	1679087985	HAMILTON COUNTY HOSPITAL DISTRICT	\$ 1,792,248	\$ 1,128,220	IGT	\$ 740,677	NSGO	See "Payments by Metric"
4522	1154921112	HAMILTON COUNTY HOSPITAL DISTRICT	\$ 1,214,350	\$ 764,433	IGT	\$ 514,820	NSGO	See "Payments by Metric"
4538	1104216316	MCCULLOCH COUNTY HOSPITAL DISTRICT	\$ 1,390,883	\$ 875,561	IGT	\$ 603,166	NSGO	See "Payments by Metric"
4548	1912359407	OAKCREST OPERATING LLC	\$ 219,010	\$ 137,867	IGT	No	PRIVATE	See "Payments by Metric"
4570	1962810465	CORYELL COUNTY MEMORIAL HOSPITAL AUTHORITY	\$ 1,410,632	\$ 887,993	IGT	\$ 679,178	NSGO	See "Payments by Metric"
4775	1669893871	CORYELL COUNTY MEMORIAL HOSPITAL AUTHORITY	\$ 909,106	\$ 572,282	IGT	\$ 377,041	NSGO	See "Payments by Metric"
4781	1457316176	VAL VERDE COUNTY HOSPITAL DISTRICT	\$ 1,915,320	\$ 1,205,694	IGT	\$ -	NSGO	See "Payments by Metric"
4820	1396789491	DEWITT MEDICAL DISTRICT	\$ 634,255	\$ 399,263	IGT	\$ 314,895	NSGO	See "Payments by Metric"
4832	1588785992	OAKBEND MEDICAL CENTER	\$ 535,992	\$ 337,407	IGT	\$ 254,315	NSGO	See "Payments by Metric"
4874	1154442143	OAKBEND MEDICAL CENTER	\$ 1,358,878	\$ 855,414	IGT	\$ 614,053	NSGO	See "Payments by Metric"
4891	1437191285	DIVERSICARE CHISOLM LLC	\$ 447,673	\$ 281,810	IGT	No	PRIVATE	See "Payments by Metric"
4914	1528308640	GUADALUPE COUNTY HOSPITAL BOARD	\$ 2,080,785	\$ 1,309,854	IGT	\$ 860,002	NSGO	See "Payments by Metric"

Quality Incentive Payment Program (QIPP)
SFY 2022

Facility ID	National Provider Identifier	Each Provider	Total Amount of Directed Payment Each Provider Received	Federal Share of Directed Payment Each Provider Received	How is the state share of the Directed Payment financed (IGT, provider tax, etc)	Does the provider finance the state share for the Directed Payment? If so, how much?	Provider type/Class	Results of each performance Metric Associated with this Directed Payment for Each Provider
4970	1851629430	VAL VERDE COUNTY HOSPITAL DISTRICT	\$ 1,923,587	\$ 1,210,898	IGT	\$ -	NSGO	See "Payments by Metric"
5045	1144662990	GONZALES HEALTHCARE SYSTEMS	\$ 1,584,644	\$ 997,534	IGT	\$ 654,809	NSGO	See "Payments by Metric"
5166	1952359499	WINNIESTOWELL HOSPITAL DISTRICT	\$ 718,305	\$ 452,173	IGT	\$ 347,171	NSGO	See "Payments by Metric"
5191	1740372952	MARBRIDGE FOUNDATION INC	\$ 336,563	\$ 211,867	IGT	No	PRIVATE	See "Payments by Metric"
5205	1518423656	HAMILTON COUNTY HOSPITAL DISTRICT	\$ 957,829	\$ 602,954	IGT	\$ 456,376	NSGO	See "Payments by Metric"
5232	1841311412	UVALDE COUNTY HOSPITAL AUTHORITY	\$ 1,806,697	\$ 1,137,316	IGT	\$ 795,144	NSGO	See "Payments by Metric"
5234	1700841673	WINNIESTOWELL HOSPITAL DISTRICT	\$ 1,025,804	\$ 645,743	IGT	\$ 457,445	NSGO	See "Payments by Metric"
5242	1861932675	CORYELL COUNTY MEMORIAL HOSPITAL AUTHORITY	\$ 1,962,971	\$ 1,235,690	IGT	\$ 821,309	NSGO	See "Payments by Metric"
5247	1588162390	SMITHVILLE HOSPITAL AUTHORITY	\$ 696,001	\$ 438,133	IGT	\$ 313,921	NSGO	See "Payments by Metric"
5261	1396145173	GRACY WOODS SNF LLC	\$ 710,840	\$ 447,474	IGT	No	PRIVATE	See "Payments by Metric"
5263	1144607334	WEST WHARTON COUNTY HOSPITAL DISTRICT	\$ 1,258,141	\$ 792,000	IGT	\$ 650,263	NSGO	See "Payments by Metric"
5264	1497390082	STRATFORD HOSPITAL DISTRICT	\$ 1,861,172	\$ 1,171,608	IGT	\$ 778,643	NSGO	See "Payments by Metric"
5265	1205435245	GUADALUPE COUNTY HOSPITAL BOARD	\$ 1,682,493	\$ 1,059,129	IGT	\$ 709,354	NSGO	See "Payments by Metric"
5270	1356831580	CORYELL COUNTY MEMORIAL HOSPITAL AUTHORITY	\$ 1,012,787	\$ 637,550	IGT	\$ 481,865	NSGO	See "Payments by Metric"
5300	1952795783	GUADALUPE COUNTY HOSPITAL BOARD	\$ 1,541,869	\$ 970,606	IGT	\$ 738,765	NSGO	See "Payments by Metric"
5307	1174574958	WINNIESTOWELL HOSPITAL DISTRICT	\$ 857,040	\$ 539,507	IGT	\$ 397,171	NSGO	See "Payments by Metric"
5356	1689114498	CORYELL COUNTY MEMORIAL HOSPITAL AUTHORITY	\$ 2,248,467	\$ 1,415,410	IGT	\$ 975,166	NSGO	See "Payments by Metric"
5364	1578956355	GUADALUPE COUNTY HOSPITAL BOARD	\$ 1,428,616	\$ 899,314	IGT	\$ 656,145	NSGO	See "Payments by Metric"
100244	1639714223	STRATFORD HOSPITAL DISTRICT	\$ 1,755,661	\$ 1,105,188	IGT	\$ 825,128	NSGO	See "Payments by Metric"
101151	1366087967	STRATFORD HOSPITAL DISTRICT	\$ 1,840,899	\$ 1,158,846	IGT	\$ 760,919	NSGO	See "Payments by Metric"
102537	1114483245	HAMILTON COUNTY HOSPITAL DISTRICT	\$ 1,990,292	\$ 1,252,889	IGT	\$ 863,249	NSGO	See "Payments by Metric"
103284	1235318338	SMITHVILLE HOSPITAL AUTHORITY	\$ 2,403,879	\$ 1,513,242	IGT	\$ 1,044,531	NSGO	See "Payments by Metric"
103508	1174156673	HAMILTON COUNTY HOSPITAL DISTRICT	\$ 1,798,370	\$ 1,132,074	IGT	\$ 797,550	NSGO	See "Payments by Metric"
103551	1285190249	WEST WHARTON COUNTY HOSPITAL DISTRICT	\$ 1,656,296	\$ 1,042,638	IGT	\$ 813,058	NSGO	See "Payments by Metric"
103751	1588025456	GUADALUPE COUNTY HOSPITAL BOARD	\$ 1,618,306	\$ 1,018,724	IGT	\$ 685,710	NSGO	See "Payments by Metric"
103892	1477791523	SMITHVILLE HOSPITAL AUTHORITY	\$ 2,038,042	\$ 1,282,947	IGT	\$ 895,296	NSGO	See "Payments by Metric"
104003	1275994147	GUADALUPE COUNTY HOSPITAL BOARD	\$ 1,753,392	\$ 1,103,760	IGT	\$ 861,072	NSGO	See "Payments by Metric"
104157	1962735175	DEWITT MEDICAL DISTRICT	\$ 2,628,561	\$ 1,654,679	IGT	\$ 1,154,844	NSGO	See "Payments by Metric"
104266	1528524659	HAMILTON COUNTY HOSPITAL DISTRICT	\$ 2,239,733	\$ 1,409,912	IGT	\$ 996,823	NSGO	See "Payments by Metric"
104451	1497211437	HAMILTON COUNTY HOSPITAL DISTRICT	\$ 1,925,693	\$ 1,212,224	IGT	\$ 880,590	NSGO	See "Payments by Metric"
104642	1669832903	GUADALUPE COUNTY HOSPITAL BOARD	\$ 2,156,894	\$ 1,357,765	IGT	\$ 949,383	NSGO	See "Payments by Metric"
104663	1306302344	HAMILTON COUNTY HOSPITAL DISTRICT	\$ 2,048,138	\$ 1,289,303	IGT	\$ 846,480	NSGO	See "Payments by Metric"
104710	1467878629	SOUTH LIMESTONE HOSPITAL DISTRICT	\$ 1,263,945	\$ 795,654	IGT	\$ 630,554	NSGO	See "Payments by Metric"
104778	1841598489	SMITHVILLE HOSPITAL AUTHORITY	\$ 2,370,235	\$ 1,492,063	IGT	\$ 979,673	NSGO	See "Payments by Metric"
105009	1720404981	SOUTH LIMESTONE HOSPITAL DISTRICT	\$ 1,983,561	\$ 1,248,652	IGT	\$ 932,041	NSGO	See "Payments by Metric"
105223	1821554890	FRIO HOSPITAL DISTRICT	\$ 1,630,758	\$ 1,026,562	IGT	\$ 810,002	NSGO	See "Payments by Metric"
105595	1164810925	HAMILTON COUNTY HOSPITAL DISTRICT	\$ 1,286,064	\$ 809,577	IGT	\$ 565,963	NSGO	See "Payments by Metric"
105994	1720408073	HAMILTON COUNTY HOSPITAL DISTRICT	\$ 1,435,922	\$ 903,913	IGT	\$ 623,678	NSGO	See "Payments by Metric"
106146	1952708620	SOUTH LIMESTONE HOSPITAL DISTRICT	\$ 1,677,892	\$ 1,056,233	IGT	\$ 757,062	NSGO	See "Payments by Metric"
110273	1063871382	SMITHVILLE HOSPITAL AUTHORITY	\$ 1,522,346	\$ 958,317	IGT	\$ 686,856	NSGO	See "Payments by Metric"

DO NOT SORT THIS DOCUMENT. ONLY USE THE FILTER FUI

FACILITY INFORMATION						Payments Earned by Metric					
Facility ID Ref for Scorecard	SDA	NPI	Ownership Type	Facility Name	Owner Name	Component 1	Component 2	Component 3	Component 4	Non-Dispersed	Total Payments
195	BEXAR	1235671629	NSGO	PARKLANE WEST HEALTHCARE CENTER	DEWITT MEDICAL DISTRICT	\$ 328,629.82	\$ 88,076.58	\$ 115,770.90	\$ 97,990.72	\$ 113,265.84	\$ 743,733.86
4008	BEXAR	1417346339	NSGO	CARECHOICE OF BOERNE	UVALDE COUNTY HOSPITAL AUTHORITY	\$ 454,588.80	\$ 122,170.74	\$ 160,674.67	\$ 178,520.81	\$ 166,138.89	\$ 1,082,093.91
4048	BEXAR	1144226341	NSGO	EDEN HOME	GUADALUPE COUNTY HOSPITAL BOARD	\$ 701,771.46	\$ 183,138.36	\$ 212,023.05	\$ 275,594.46	\$ 249,263.05	\$ 1,621,790.38
4049	BEXAR	1972112381	NSGO	WALNUT SPRINGS HEALTH AND REHABILITATION	FANNIN COUNTY HOSPITAL AUTHORITY	\$ 487,262.37	\$ 66,237.17	\$ 85,794.02	\$ 145,545.04	\$ 140,718.32	\$ 925,556.92
4073	BEXAR	1861513285	NSGO	RETAMA MANOR NURSING CENTER/SAN ANTONIO NORTH	UVALDE COUNTY HOSPITAL AUTHORITY	\$ 999,621.83	\$ 255,212.37	\$ 377,441.93	\$ 298,655.54	\$ 345,401.63	\$ 2,276,333.30
4090	BEXAR	1750441937	PRIVATE	SAINT FRANCIS NURSING HOME	THE SERAPHIC SISTERS,INC	\$ -	\$ 88,392.28	\$ 274,210.38	\$ -	\$ 64,684.54	\$ 427,287.20
4107	BEXAR	1083813588	PRIVATE	NORMANDY TERRACE NURSING & REHABILITATION CENTER	DIVERSICARE NORMANDY TERRACE LLC	\$ -	\$ 365,686.23	\$ 253,870.58	\$ -	\$ 112,714.26	\$ 732,271.07
4149	BEXAR	1699932889	PRIVATE	LYTLE NURSING HOME	LABRANOR HEALTH CARE LLC	\$ -	\$ 52,246.13	\$ 72,763.20	\$ -	\$ 23,324.41	\$ 148,333.74
4155	BEXAR	1851412399	NSGO	MEMORIAL MEDICAL NURSING CENTER	UVALDE COUNTY HOSPITAL AUTHORITY	\$ 973,104.15	\$ 248,460.72	\$ 196,066.26	\$ 290,729.82	\$ 304,304.24	\$ 2,012,665.19
4159	BEXAR	1376674192	PRIVATE	HIGHLAND NURSING CENTER	SAN ANTONIO HEALTH SERVICE CORPORATION	\$ -	\$ 40,407.88	\$ 68,042.01	\$ -	\$ 19,725.03	\$ 128,174.92
4179	BEXAR	1396875670	PRIVATE	SAN JOSE NURSING CENTER	SAN ANTONIO HEALTH SERVICE CORPORATION	\$ -	\$ 45,458.88	\$ 89,296.56	\$ -	\$ 25,077.88	\$ 159,833.32
4277	BEXAR	1912306309	CLOSED	STOCKDALE RESIDENCE AND REHABILITATION CENTER	DEWITT MEDICAL DISTRICT	\$ -	\$ -	\$ -	\$ -	\$ -	\$ -
4373	BEXAR	1609873272	PRIVATE	THE SARAH ROBERTS FRENCH HOME	THE SARAH ROBERTS FRENCH HOME	\$ -	\$ 168,198.57	\$ 234,022.63	\$ -	\$ 73,771.10	\$ 475,992.30
4417	BEXAR	1245709765	PRIVATE	RIVER CITY CARE CENTER	SAN ANTONIO I ENTERPRISES, LLC	\$ -	\$ 293,588.60	\$ 403,179.80	\$ -	\$ 126,460.18	\$ 823,228.58
4481	BEXAR	1316290588	NSGO	NESBIT LIVING & RECOVERY CENTER	GUADALUPE COUNTY HOSPITAL BOARD	\$ 763,803.89	\$ 205,038.49	\$ 249,270.13	\$ 228,044.58	\$ 259,900.28	\$ 1,706,057.37
4502	BEXAR	1811018286	NSGO	RETAMA MANOR NURSING CENTER/PLEASANTON NORTH	DIMMIT REGIONAL HOSPITAL DISTRICT	\$ 366,985.75	\$ 93,622.88	\$ 110,805.24	\$ 143,953.12	\$ 129,814.45	\$ 845,181.44
4531	BEXAR	1902341696	NSGO	COMMUNITY CARE CENTER OF HONDO	MEDINA COUNTY HOSPITAL DISTRICT	\$ 347,097.49	\$ 93,281.41	\$ 122,486.98	\$ 103,754.88	\$ 119,031.70	\$ 785,656.46
4533	BEXAR	1316427958	PRIVATE	COLONIAL MANOR CARE CENTER	SLP NEW BRAUNFELS, LLC	\$ -	\$ 340,468.07	\$ 255,203.08	\$ -	\$ 108,075.04	\$ 703,746.19
4537	BEXAR	1487992418	PRIVATE	CEDAR CREEK NURSING AND REHABILITATION CENTER	BANDERA I ENTERPRISES LLC	\$ -	\$ 98,020.71	\$ 128,184.28	\$ -	\$ 41,071.80	\$ 267,276.79
4552	BEXAR	1003215492	NSGO	FLORESVILLE RESIDENCE AND REHABILITATION CENTER	DEWITT MEDICAL DISTRICT	\$ 727,815.61	\$ 195,567.89	\$ 128,004.58	\$ 217,236.78	\$ 226,486.30	\$ 1,495,111.16
4572	BEXAR	1487891669	NSGO	WINDSOR NURSING AND REHABILITATION CENTER OF SEGUIN	VAL VERDE COUNTY HOSPITAL DISTRICT	\$ 844,303.99	\$ 226,820.87	\$ 339,994.54	\$ 331,471.00	\$ 316,097.41	\$ 2,058,687.81
4579	BEXAR	1316142078	NSGO	ALAMO HEIGHTS HEALTH AND REHABILITATION CENTER	FRIO HOSPITAL DISTRICT	\$ 1,096,695.48	\$ 262,133.60	\$ 247,324.32	\$ 430,438.77	\$ 368,213.91	\$ 2,404,806.08
4615	BEXAR	1922081181	NSGO	MORNINGSIDE MANOR	GUADALUPE COUNTY HOSPITAL BOARD	\$ 848,565.76	\$ 82,457.83	\$ 170,946.16	\$ 253,623.04	\$ 241,516.08	\$ 1,597,108.87
4629	BEXAR	1851412290	NSGO	RETAMA MANOR NURSING CENTER/JOURLANTON	DIMMIT REGIONAL HOSPITAL DISTRICT	\$ 523,250.65	\$ 133,682.67	\$ 146,188.06	\$ 205,512.02	\$ 181,735.53	\$ 1,190,368.93
4641	BEXAR	192240031	PRIVATE	GOLDEN ESTATES REHABILITATION CENTER	GOLDEN REHABILITATION CENTER LLC	\$ -	\$ 165,590.90	\$ 238,720.97	\$ -	\$ 71,357.26	\$ 475,669.13
4721	BEXAR	1558960070	PRIVATE	ALAMO HEIGHTS FOR CLINICALLY COMPLEX CARE	BLANCO VILLA OP LLC	\$ -	\$ 117,578.93	\$ 190,517.43	\$ -	\$ 56,679.87	\$ 364,776.23
4736	BEXAR	1346298981	NSGO	TOWN AND COUNTRY NURSING AND REHABILITATION CENTER	MEDINA COUNTY HOSPITAL DISTRICT	\$ 783,692.15	\$ 210,247.32	\$ 236,883.40	\$ 307,794.50	\$ 279,085.97	\$ 1,817,703.34
4737	BEXAR	1831210103	NSGO	RETAMA MANOR NURSING CENTER/PLEASANTON SOUTH	DIMMIT REGIONAL HOSPITAL DISTRICT	\$ 665,309.65	\$ 169,691.47	\$ 200,044.25	\$ 260,915.03	\$ 235,595.80	\$ 1,531,556.20
4754	BEXAR	1033677877	PRIVATE	MESA VISTA INN HEALTH CENTER	SAN ANTONIO III ENTERPRISES, LLC	\$ -	\$ 234,397.35	\$ 262,602.22	\$ -	\$ 91,074.57	\$ 585,074.14
4795	BEXAR	1780244533	NSGO	BUENA VIDA NURSING & REHAB SAN ANTONIO	WEST WHARTON COUNTY HOSPITAL DISTRICT	\$ -	\$ 251,917.96	\$ 353,469.52	\$ 93,341.01	\$ 123,404.16	\$ 822,132.65
4796	BEXAR	1073984407	NSGO	AUTUMN WINDS LIVING & REHABILITATION	GUADALUPE COUNTY HOSPITAL BOARD	\$ 698,456.75	\$ 187,517.88	\$ 264,456.24	\$ 208,590.54	\$ 242,717.63	\$ 1,601,739.04
4905	BEXAR	1770519159	PRIVATE	INSPIRATION HILLS REHABILITATION CENTER	THE WILLIAMSBURG CARE COMPANY LP	\$ -	\$ 64,715.78	\$ 223,865.19	\$ -	\$ 53,188.66	\$ 341,769.63
4944	BEXAR	1821119249	NSGO	RETAMA MANOR NURSING CENTER/SAN ANTONIO WEST	MAVERICK COUNTY HOSPITAL DISTRICT	\$ -	\$ 301,573.70	\$ 387,488.60	\$ -	\$ 124,231.71	\$ 813,294.01
5007	BEXAR	1497072367	NSGO	DEVINE HEALTH & REHABILITATION	VAL VERDE COUNTY HOSPITAL DISTRICT	\$ 388,294.60	\$ 104,176.60	\$ 156,264.90	\$ 116,003.72	\$ 137,049.38	\$ 901,789.20
5021	BEXAR	1598300196	PRIVATE	WURZBACH NURSING AND REHABILITATION	CARADAY WURZBACH, LLC	\$ -	\$ 289,326.83	\$ 325,670.25	\$ -	\$ 111,494.37	\$ 726,491.45
5051	BEXAR	1467945626	NSGO	WINDSOR MISSION OAKS	VAL VERDE COUNTY HOSPITAL DISTRICT	\$ -	\$ 384,506.36	\$ 469,146.23	\$ 276,812.40	\$ 205,801.85	\$ 1,336,266.84
5076	BEXAR	1952637316	PRIVATE	SOUTHEAST NURSING & REHABILITATION CENTER	SOUTHEAST SNF LLC	\$ -	\$ 237,712.06	\$ 268,694.90	\$ -	\$ 90,784.76	\$ 597,191.72
5109	BEXAR	1316582919	PRIVATE	WINDCREST NURSING AND REHABILITATION	CARADAY WINDCREST, LLC	\$ -	\$ 309,688.62	\$ 318,937.82	\$ -	\$ 115,085.98	\$ 743,712.42
5147	BEXAR	1760478200	NSGO	NORTHEAST REHABILITATION AND HEALTHCARE CENTER	GUADALUPE COUNTY HOSPITAL BOARD	\$ -	\$ 165,134.60	\$ 244,806.80	\$ -	\$ 74,541.57	\$ 484,482.97
5194	BEXAR	1295322071	NSGO	COMFORT NURSING AND REHABILITATION CENTER	HAMILTON COUNTY HOSPITAL DISTRICT	\$ 233,923.82	\$ 62,979.49	\$ 50,874.05	\$ 69,890.44	\$ 74,639.59	\$ 492,307.39
5206	BEXAR	1295856870	NSGO	SILVER CREEK MANOR	UVALDE COUNTY HOSPITAL AUTHORITY	\$ 620,324.30	\$ 148,925.32	\$ 187,532.40	\$ 185,173.64	\$ 204,123.92	\$ 1,346,079.58
5207	BEXAR	1669593257	NSGO	NORTHGATE HEALTH AND REHABILITATION CENTER	UVALDE COUNTY HOSPITAL AUTHORITY	\$ 584,809.55	\$ 70,398.40	\$ 191,804.73	\$ 174,726.10	\$ 182,820.86	\$ 1,204,559.64
5211	BEXAR	1992799886	NSGO	SAN PEDRO MANOR	UVALDE COUNTY HOSPITAL AUTHORITY	\$ 799,792.17	\$ 214,982.62	\$ 281,591.79	\$ 313,950.39	\$ 292,154.81	\$ 1,902,471.78
5233	BEXAR	1679091508	PRIVATE	SUNRISE NURSING & REHAB CENTER	SUMMIT LTC SAN ANTONIO LLC	\$ -	\$ 111,237.28	\$ 209,943.36	\$ -	\$ 59,900.29	\$ 381,080.93
5243	BEXAR	1164404091	NSGO	KIRKWOOD MANOR	UVALDE COUNTY HOSPITAL AUTHORITY	\$ 776,115.67	\$ 208,353.20	\$ 272,888.55	\$ 304,479.79	\$ 284,490.90	\$ 1,845,887.11
5280	BEXAR	1669422275	NSGO	GUADALUPE VALLEY NURSING AND REHABILITATION CENTER	MEDINA COUNTY HOSPITAL DISTRICT	\$ 625,059.60	\$ 168,103.15	\$ 219,980.67	\$ 186,614.68	\$ 214,936.34	\$ 1,414,694.44
5299	BEXAR	1780073056	NSGO	COUNTRY CARE MANOR	BEXAR COUNTY HOSPITAL DISTRICT	\$ 569,183.06	\$ 152,950.19	\$ 229,188.52	\$ 223,506.16	\$ 213,085.54	\$ 1,387,913.47
5304	BEXAR	1578545892	PRIVATE	RJ MERIDIAN CARE OF SAN ANTONIO	RJ MERIDIAN CARE OF SAN ANTONIO LTD	\$ -	\$ 170,263.77	\$ 167,378.74	\$ -	\$ 61,251.41	\$ 398,893.92
5311	BEXAR	1851705685	NSGO	MEDINA VALLEY HEALTH & REHABILITATION CENTER	MEDINA COUNTY HOSPITAL DISTRICT	\$ 526,565.36	\$ 71,139.06	\$ 145,652.64	\$ 206,932.61	\$ 172,340.98	\$ 1,122,630.65
5327	BEXAR	1841822046	NSGO	SAN ANTONIO RESIDENCE AND REHABILITATION CENTER	MCCULLOCH COUNTY HOSPITAL DISTRICT	\$ 405,341.68	\$ 108,911.90	\$ 132,886.24	\$ 121,047.36	\$ 137,571.17	\$ 905,758.25
5334	BEXAR	1124658455	PRIVATE	RIEVIEW NURSING & REHABILITATION	BOERNE NURSING OPERATIONS, LLC	\$ -	\$ 164,788.44	\$ 215,845.75	\$ -	\$ 69,199.96	\$ 449,834.15
5343	BEXAR	1669862876	NSGO	ROSEWOOD REHABILITATION AND CARE CENTER	MCCULLOCH COUNTY HOSPITAL DISTRICT	\$ 724,027.37	\$ 194,620.83	\$ 182,828.80	\$ 284,118.00	\$ 250,665.10	\$ 1,636,260.10
5344	BEXAR	1740814318	NSGO	PRAIRIE MEADOWS REHABILITATION AND HEALTHCARE CENTER	WEST WHARTON COUNTY HOSPITAL DISTRICT	\$ 498,153.56	\$ 134,008.99	\$ 176,037.38	\$ 195,567.89	\$ 181,570.08	\$ 1,185,337.90
50680	BEXAR	1669589610	NSGO	REGENT CARE CENTER OF OAKWELL FARMS	CORRELL COUNTY MEMORIAL HOSPITAL AUTHORITY	\$ 694,194.98	\$ 160,566.82	\$ 192,160.72	\$ 207,509.76	\$ 224,868.92	\$ 1,479,301.20
100297	BEXAR	1093273732	NSGO	HERITAGE NURSING & REHABILITATION	WEST WHARTON COUNTY HOSPITAL DISTRICT	\$ 869,874.61	\$ 227,014.99	\$ 306,008.50	\$ 259,747.46	\$ 297,942.87	\$ 1,960,588.43
100670	BEXAR	1457468407	PRIVATE	REGENT CARE AT MEDICAL CENTER	REGENT CARE CENTER OF SAN ANTONIO III LIMITED PARTNERSHIP	\$ -	\$ 187,414.01	\$ 126,333.41	\$ -	\$ 56,357.76	\$ 370,105.18
101364	BEXAR	1477910636	NSGO	STONE OAK CARE CENTER	BEXAR COUNTY HOSPITAL DISTRICT	\$ 756,227.41	\$ 203,144.37	\$ 228,359.86	\$ 225,883.02	\$ 253,225.40	\$ 1,666,840.06
101669	BEXAR	1336537398	NSGO	MYSTIC PARK NURSING AND REHABILITATION CENTER	WEST WHARTON COUNTY HOSPITAL DISTRICT	\$ 880,765.80	\$ 236,765.00	\$ 266,340.01	\$ 262,989.80	\$ 295,050.40	\$ 1,941,911.01
102734	BEXAR	1701348685	NSGO	LEGEND OAKS HEALTHCARE AND REHABILITATION CENTER - SAN ANTONIO	DEWITT MEDICAL DISTRICT	\$ 890,236.40	\$ 239,132.65	\$ 358,935.74	\$ 349,465.14	\$ 333,302.67	\$ 2,171,072.60
103095	BEXAR	1801257779	NSGO	SONTERRA HEALTH CENTER	DEWITT MEDICAL DISTRICT	\$ 534,615.37	\$ 143,479.59	\$ 188,920.58	\$ 156,560.63	\$ 185,293.73	\$ 1,208,869.90
103408	BEXAR	1235528506	NSGO	THE HEIGHTS	BEXAR COUNTY HOSPITAL DISTRICT	\$ 724,027.37	\$ 194,620.83	\$ 291,694.48	\$ 216,156.00	\$ 255,552.15	\$ 1,682,050.83
103443	BEXAR	1801429303	NSGO	SUNDANCE INN HEALTH CENTER	HAMILTON COUNTY HOSPITAL DISTRICT	\$ 748,650.93	\$ 201,250.25	\$ 263,396.32	\$ 294,062.13	\$ 274,156.64	\$ 1,781,516.27
103837	BEXAR	1730578006	NSGO	THE HEIGHTS ON HUEBNER	BEXAR COUNTY HOSPITAL DISTRICT	\$ 736,812.68	\$ 197,935.54	\$ 240,434.13	\$ 220,118.86	\$ 250,073.33	\$ 1,645,374.54
103936	BEXAR	1326504465	NSGO	BANDERA NURSING & REHABILITATION	HAMILTON COUNTY HOSPITAL DISTRICT	\$ 624,112.54	\$ 167,629.62	\$ 220,461.91	\$ 244,815.01	\$ 227,317.77	\$ 1,484,336.85
104118	BEXAR	1386876753	NSGO	CIBOLO CREEK	MEDINA COUNTY HOSPITAL DISTRICT	\$ 569,183.06	\$ 114,158.96	\$ 129,115.47	\$ 170,042.72	\$ 176,270.62	\$ 1,158,770.83
104259	BEXAR	1720632359	PRIVATE	PECAN VALLEY REHABILITATION AND HEALTHCARE	CALAVARAS CREEK HEALTHCARE, INC	\$ -	\$ 226,174.77	\$ 277,372.15	\$ -	\$ 90,780.51	\$ 594,327.43
104747	BEXAR	1629622253	PRIVATE	WESTOVER HILLS REHABILITATION AND HEALTHCARE	SAGE TERRACE HEALTHCARE	\$ -	\$ 223,506.16	\$ 335,259.24	\$ -	\$ 101,357.89	\$ 660,123.29
104934	BEXAR	1073082590	NSGO	THE RIO AT MISSION TRAILS	WEST WHARTON COUNTY HOSPITAL DISTRICT	\$ -	\$ 268,965.04	\$ 378,328.96	\$ 99,828.03	\$ 131,904.51	\$ 878,026.54
104955	BEXAR	1811357155	NSGO	LEGEND OAKS HEALTHCARE AND REHABILITATION - WEST SAN ANTONIO	DEWITT MEDICAL DISTRICT	\$ 785,586.27	\$ 211,194.38	\$ 277,775.50	\$ 308,268.03	\$ 286,272.64	\$ 1,869,096.82
105220	BEXAR	1235968665	NSGO	LAKESIDE NURSING AND REHABILITATION CENTER	WEST WHARTON COUNTY HOSPITAL DISTRICT	\$ 1,003,410.07	\$ 269,438.57	\$ 303,296.01	\$ 299,736.32	\$ 336,055.40	\$ 2,211,936.37
105330	BEXAR	1194123901	NSGO	LAS COLINAS OF WESTOVER	MEDINA COUNTY HOSPITAL DISTRICT	\$ 848,092.23	\$ 227,767.93	\$ 341,888.66	\$ 253,262.78	\$ 299,501.21	\$ 1,970,512.81
105340	BEXAR	1457905085	NSGO	HUNTERS POND REHABILITATION AND HEALTHCARE	GUADALUPE COUNTY HOSPITAL BOARD	\$ 872,242.26	\$ 181,313.55	\$ 329,097.45	\$ 342,362.19	\$ 313,141.55	\$ 2,038,157.00
105727	BEXAR	1174911986	NSGO	CORONADO AT STONE OAK	UVALDE COUNTY HOSPITAL AUTHORITY	\$ 253,812.08	\$ 68,188.32	\$ 70,224.84	\$ 76,014.86	\$ 84,003.33	\$ 552,243.43
106081	BEXAR	1538557343	NSGO	SORRENTO	UVALDE COUNTY HOSPITAL AUTHORITY	\$ 261,862.09	\$ 54,458.58	\$ 78,808.75	\$ 102,756.01	\$ 91,092.80	\$ 588,978.23
106222	BEXAR	1376903575	NSGO	LEGEND OAKS HEALTHCARE AND REHABILITATION - NEW BRAUNFELS	GUADALUPE COUNTY HOSPITAL BOARD	\$ 555,924.22	\$ 149,161.95	\$ 223,979.69	\$ 218,297.33	\$ 208,137.42	\$ 1,355,500.61
106546	BEXAR	142752022									

106817	BEXAR	1003371097	NSGO	THE HEIGHTS OF BULVERDE	UVALDE COUNTY HOSPITAL AUTHORITY	\$	377,403.41	\$	101,335.42	\$	123,642.78	\$	112,761.38	\$	127,633.93	\$	842,776.92
113	DALLAS	1922418631	NSGO	TRAYMORE NURSING CENTER	NOCONA HOSPITAL DISTRICT	\$	768,970.55	\$	201,018.27	\$	154,801.52	\$	228,639.78	\$	242,587.96	\$	1,596,018.08
114	DALLAS	123538732	PRIVATE	TREEMONT HEALTHCARE AND REHABILITATION CENTER	DIVERSICARE TREEMONT LLC	\$	-	\$	240,423.22	\$	201,501.20	\$	-	\$	81,890.72	\$	523,821.14
186	DALLAS	1568849750	NSGO	COTTONWOOD CREEK HEALTHCARE COMMUNITY	OLNEYHAMILTON HOSPITAL DISTRICT	\$	328,407.51	\$	58,728.61	\$	98,826.54	\$	65,696.64	\$	98,958.23	\$	650,617.53
4035	DALLAS	1699163980	NSGO	THE VILLA AT MOUNTAIN VIEW	DALLAS COUNTY HOSPITAL DISTRICT	\$	815,981.85	\$	218,938.34	\$	164,107.15	\$	320,348.43	\$	275,767.75	\$	1,795,143.52
4076	DALLAS	1821233586	PRIVATE	ROCKWALL NURSING CARE CENTER	RW SCC LLC	\$	-	\$	347,212.03	\$	390,865.38	\$	-	\$	133,933.24	\$	872,010.65
4098	DALLAS	1285022673	NSGO	WINDSOR GARDENS	DALLAS COUNTY HOSPITAL DISTRICT	\$	1,085,961.03	\$	291,470.06	\$	329,158.94	\$	320,382.90	\$	366,623.37	\$	2,393,596.30
4102	DALLAS	1376011569	NSGO	SUNFLOWER PARK HEALTH CARE	HAMILTON COUNTY HOSPITAL DISTRICT	\$	445,935.76	\$	120,214.61	\$	179,986.12	\$	175,284.99	\$	167,381.45	\$	1,088,802.93
4114	DALLAS	1609312370	PRIVATE	FOCUSED CARE OF WAXAHACHIE	FPAC ELIS LLC	\$	-	\$	179,314.53	\$	201,633.85	\$	-	\$	69,172.50	\$	450,120.88
4117	DALLAS	1083842876	NSGO	GOLDEN ACRES LIVING AND REHABILITATION CENTER	EASTLAND MEMORIAL HOSPITAL DISTRICT	\$	2,027,530.21	\$	544,659.49	\$	817,325.03	\$	795,834.15	\$	759,310.69	\$	4,944,659.57
4158	DALLAS	1598900250	NSGO	RED OAK HEALTH AND REHABILITATION CENTER	WINNIETOWELL HOSPITAL DISTRICT	\$	1,030,890.84	\$	302,215.50	\$	311,790.95	\$	322,871.18	\$	335,014.49	\$	2,202,782.96
4223	DALLAS	162946909	NSGO	THE MANOR AT SEAGOVILLE	DALLAS COUNTY HOSPITAL DISTRICT	\$	613,161.67	\$	164,539.55	\$	247,145.12	\$	241,100.81	\$	229,748.47	\$	1,495,695.62
4254	DALLAS	1669021721	NSGO	MABANK NURSING CENTER	STEPHENS MEMORIAL HOSPITAL DISTRICT	\$	-	\$	92,179.09	\$	67,133.80	\$	50,984.18	\$	39,901.61	\$	250,198.68
4284	DALLAS	1029599	NSGO	THE VILLAGES OF DALLAS	EASTLAND MEMORIAL HOSPITAL DISTRICT	\$	623,235.52	\$	167,225.91	\$	188,381.02	\$	185,356.08	\$	208,735.80	\$	1,372,934.33
4307	DALLAS	1275137283	NSGO	OAK MANOR OF COMMERCE NURSING AND REHABILITATION	NOCONA HOSPITAL DISTRICT	\$	406,311.95	\$	109,469.17	\$	70,961.91	\$	121,194.36	\$	127,842.45	\$	833,779.84
4362	DALLAS	1164021689	NSGO	RENAISSANCE REHABILITATION AND HEALTHCARE CENTER	WEST WHARTON COUNTY HOSPITAL DISTRICT	\$	138,506.46	\$	90,664.65	\$	135,661.18	\$	31,986.89	\$	74,327.32	\$	471,146.50
4381	DALLAS	1790174357	NSGO	GREENVILLE GARDENS	NOCONA HOSPITAL DISTRICT	\$	632,637.78	\$	169,912.27	\$	159,693.56	\$	186,679.80	\$	207,837.56	\$	1,356,760.97
4420	DALLAS	1366963654	NSGO	ENNIS CARE CENTER	FANNIN COUNTY HOSPITAL AUTHORITY	\$	734,719.46	\$	136,938.34	\$	222,128.41	\$	218,964.60	\$	235,470.39	\$	1,548,221.20
4426	DALLAS	1023014503	PRIVATE	ASHFORD HALL	ASHFORD HALL, INC	\$	-	\$	329,079.10	\$	432,451.96	\$	-	\$	137,040.00	\$	898,571.06
4429	DALLAS	1962602805	PRIVATE	DIVERSICARE OF LAKE HIGHLANDS	DIVERSICARE DOCTORS LLC	\$	-	\$	505,035.68	\$	331,962.70	\$	-	\$	151,830.62	\$	988,829.00
4432	DALLAS	1285663146	PRIVATE	THE LENNWOOD NURSING AND REHABILITATION	DK LANCASTER LAND COMPANY LIMITED PARTNERSHIP	\$	-	\$	74,546.49	\$	190,228.75	\$	-	\$	47,097.51	\$	311,872.75
4436	DALLAS	1326035817	NSGO	GARLAND NURSING & REHABILITATION	CITY OF ENNIS	\$	670,918.41	\$	179,986.12	\$	152,620.14	\$	199,614.24	\$	215,172.11	\$	1,418,311.02
4532	DALLAS	1477695641	NSGO	WILLOWBEND NURSING AND REHABILITATION CENTER	EASTLAND MEMORIAL HOSPITAL DISTRICT	\$	758,225.11	\$	203,491.77	\$	286,047.12	\$	297,514.37	\$	281,025.73	\$	1,826,304.10
4560	DALLAS	1538624507	NSGO	BLUEBONNET REHAB AT ENNIS	CORYELL COUNTY MEMORIAL HOSPITAL AUTHORITY	\$	548,689.03	\$	147,749.80	\$	220,953.11	\$	163,459.62	\$	194,142.85	\$	1,274,994.41
4589	DALLAS	1932220076	NSGO	NORTH PARK HEALTH AND REHABILITATION CENTER	FANNIN COUNTY HOSPITAL AUTHORITY	\$	813,967.08	\$	218,938.34	\$	164,203.78	\$	242,388.72	\$	258,181.86	\$	1,697,679.78
4600	DALLAS	1780641803	PRIVATE	MCKINNEY HEALTHCARE AND REHABILITATION CENTER	Mooreflower Healthcare, Inc.	\$	-	\$	228,340.69	\$	321,252.92	\$	-	\$	100,595.34	\$	650,188.86
4607	DALLAS	1346544855	PRIVATE	SOUTH DALLAS NURSING & REHABILITATION	MODERN SENIOR LIVING, LLC	\$	-	\$	74,546.49	\$	251,270.00	\$	-	\$	59,797.28	\$	385,613.77
4621	DALLAS	1316415532	PRIVATE	KERENS CARE CENTER	KERENS ENTERPRISES, LLC	\$	-	\$	155,808.88	\$	120,285.04	\$	-	\$	51,737.02	\$	327,830.34
4653	DALLAS	1427004235	NSGO	KAUFMAN HEALTHCARE CENTER	HAMILTON COUNTY HOSPITAL DISTRICT	\$	345,197.26	\$	92,678.42	\$	87,276.39	\$	135,661.18	\$	119,109.53	\$	779,923.78
4668	DALLAS	1003860388	NSGO	FARMERSVILLE HEALTH AND REHABILITATION	NOCONA HOSPITAL DISTRICT	\$	568,165.14	\$	76,408.20	\$	129,441.07	\$	169,061.04	\$	168,187.06	\$	1,111,262.51
4755	DALLAS	1053783639	NSGO	SKYLINE NURSING CENTER	NOCONA HOSPITAL DISTRICT	\$	1,135,658.69	\$	304,901.86	\$	341,934.36	\$	338,122.08	\$	382,519.44	\$	2,503,136.43
4853	DALLAS	1780289553	PRIVATE	COUNTRYVIEW NURSING & REHABILITATION	TERRELL ENTERPRISES, LLC	\$	-	\$	100,727.03	\$	149,898.97	\$	-	\$	45,630.51	\$	296,256.51
4884	DALLAS	1063029031	PRIVATE	IRVING NURSING AND REHABILITATION	LOH IRVING, LLC	\$	-	\$	163,196.37	\$	200,254.52	\$	-	\$	64,741.66	\$	428,192.55
4887	DALLAS	1114388089	NSGO	LEGEND HEALTHCARE AND REHABILITATION - GREENVILLE	FANNIN COUNTY HOSPITAL AUTHORITY	\$	688,379.75	\$	174,213.42	\$	242,513.62	\$	269,979.18	\$	250,058.00	\$	1,625,143.97
4924	DALLAS	100384587	NSGO	KEMP CARE CENTER	HAMILTON COUNTY HOSPITAL DISTRICT	\$	851,576.12	\$	229,012.19	\$	321,252.92	\$	253,591.56	\$	297,942.52	\$	1,953,375.31
4939	DALLAS	1194369546	NSGO	PLEASANT MANOR HEALTHCARE AND REHABILITATION	EASTLAND MEMORIAL HOSPITAL DISTRICT	\$	859,635.20	\$	231,026.96	\$	302,995.20	\$	255,628.44	\$	296,097.52	\$	1,945,383.32
4968	DALLAS	1952367971	NSGO	PLEASANT VALLEY HEALTHCARE AND REHABILITATION CENTER	Eastland Memorial Hospital District	\$	-	\$	237,071.27	\$	200,185.53	\$	-	\$	79,333.08	\$	516,589.88
4977	DALLAS	1649734146	PRIVATE	COUNTRY MEADOWS NURSING & REHABILITATION CENTER	COUNTRY MEADOWS HEALTH AND REHABILITATION LLC	\$	-	\$	142,377.08	\$	146,527.26	\$	-	\$	52,797.86	\$	341,702.20
4988	DALLAS	1053700617	NSGO	BRENTWOOD PLACE THREE	CORYELL COUNTY MEMORIAL HOSPITAL AUTHORITY	\$	997,982.74	\$	267,964.41	\$	275,659.80	\$	392,208.56	\$	350,976.44	\$	2,284,791.95
4998	DALLAS	1750895909	NSGO	WESTRIDGE NURSING & REHABILITATION	HAMILTON COUNTY HOSPITAL DISTRICT	\$	694,424.06	\$	186,702.02	\$	244,275.20	\$	206,743.32	\$	239,157.49	\$	1,571,302.09
5019	DALLAS	1831108745	PRIVATE	COLLINWOOD CARE CENTER	D S J HEALTHCARE INC	\$	-	\$	85,963.52	\$	315,344.16	\$	-	\$	71,723.36	\$	473,031.04
5054	DALLAS	1003051855	PRIVATE	SENIOR CARE HEALTH AND REHABILITATION CENTER - DALLAS	FAIRPARK SCC LLC	\$	-	\$	225,654.24	\$	254,005.92	\$	-	\$	86,273.60	\$	565,933.76
5055	DALLAS	1598091936	PRIVATE	MESQUITE TREE NURSING CENTER	MESQUITE NH SNF LLC	\$	-	\$	347,212.03	\$	390,180.56	\$	-	\$	134,057.81	\$	871,450.40
5062	DALLAS	1578642252	NSGO	CARROLLTON HEALTH AND REHABILITATION CENTER	EASTLAND MEMORIAL HOSPITAL DISTRICT	\$	801,878.46	\$	209,467.48	\$	242,830.47	\$	314,975.71	\$	284,140.55	\$	1,853,292.67
5087	DALLAS	1972839348	PRIVATE	THE RENAISSANCE AT KESSLER PARK	RENAISSANCE SNF LLC	\$	-	\$	289,455.29	\$	297,650.98	\$	-	\$	107,683.83	\$	694,790.10
5101	DALLAS	1003246919	NSGO	CEDAR HILL HEALTHCARE CENTER	STEPHENS MEMORIAL HOSPITAL DISTRICT	\$	757,553.52	\$	203,491.77	\$	247,649.68	\$	223,511.22	\$	260,400.30	\$	1,692,606.49
5102	DALLAS	1609397785	NSGO	LANDMARK OF PLANO REHABILITATION AND NURSING CENTER	NOCONA HOSPITAL DISTRICT	\$	576,224.22	\$	69,179.11	\$	159,429.03	\$	170,029.98	\$	177,536.38	\$	1,152,398.72
5105	DALLAS	1518291004	PRIVATE	BALCH SPRINGS NURSING HOME	BALCH SPRINGS SNF LLC	\$	-	\$	267,964.41	\$	251,270.65	\$	-	\$	94,222.22	\$	613,457.28
5107	DALLAS	1205162534	PRIVATE	GREENVILLE HEALTH & REHABILITATION CENTER	GREENVILLE SNF LLC	\$	-	\$	226,997.42	\$	276,391.07	\$	-	\$	92,239.52	\$	595,628.01
5113	DALLAS	1471192170	PRIVATE	SENIOR CARE BELTLINE	BELTLINE SCC LLC	\$	-	\$	231,382.02	\$	207,375.53	\$	-	\$	79,455.96	\$	518,213.51
5115	DALLAS	1164929832	PRIVATE	LANCASTER LTC PARTNERS INC	LANCASTER LTC PARTNERS INC	\$	-	\$	172,598.63	\$	210,205.01	\$	-	\$	69,620.52	\$	452,424.16
5116	DALLAS	1801393665	PRIVATE	DESOTO LTC PARTNERS INC	DESOTO LTC PARTNERS INC	\$	-	\$	165,211.14	\$	153,879.20	\$	-	\$	58,592.70	\$	377,683.04
5119	DALLAS	1104848035	PRIVATE	LINDAN PARK CARE CENTER LP	LINDAN PARK CARE CENTER LP	\$	-	\$	79,023.75	\$	221,771.90	\$	-	\$	54,864.51	\$	355,660.16
5122	DALLAS	1659696177	NSGO	HERITAGE GARDENS REHABILITATION AND HEALTHCARE	EASTLAND MEMORIAL HOSPITAL DISTRICT	\$	732,704.69	\$	196,775.87	\$	258,882.80	\$	217,946.16	\$	251,667.98	\$	1,657,977.50
5126	DALLAS	1750770749	NSGO	BRENTWOOD PLACE ONE	CORYELL COUNTY MEMORIAL HOSPITAL AUTHORITY	\$	1,033,577.01	\$	278,038.26	\$	336,920.40	\$	405,640.36	\$	373,800.64	\$	2,427,976.67
5127	DALLAS	1750882510	NSGO	THE HIGHLANDS GUEST CARE CENTER LLC	NOCONA HOSPITAL DISTRICT	\$	942,912.36	\$	189,099.44	\$	237,987.46	\$	280,580.22	\$	295,176.90	\$	1,945,756.38
5130	DALLAS	1376972984	NSGO	THE PARK IN PLANO	Fannin County Hospital Authority	\$	-	\$	302,887.09	\$	284,648.04	\$	-	\$	105,505.73	\$	693,040.86
5142	DALLAS	1184293904	PRIVATE	CARADAY OF MESQUITE	CARADAY MESQUITE, LLC	\$	-	\$	243,115.58	\$	342,631.64	\$	-	\$	105,322.35	\$	691,069.57
5148	DALLAS	1144619701	NSGO	BRENTWOOD PLACE TWO	CORYELL COUNTY MEMORIAL HOSPITAL AUTHORITY	\$	961,716.88	\$	258,562.15	\$	314,052.47	\$	283,551.48	\$	330,766.58	\$	2,148,649.56
5152	DALLAS	1821185018	PRIVATE	THE VILLAGE AT RICHARDSON	THI OF TEXAS AT RICHARDSON LLC	\$	-	\$	351,913.16	\$	396,808.19	\$	-	\$	134,545.84	\$	883,267.19
5158	DALLAS	1997712111	NSGO	TERRELL HEALTHCARE CENTER	EASTLAND MEMORIAL HOSPITAL DISTRICT	\$	731,361.51	\$	196,104.28	\$	294,828.01	\$	217,436.94	\$	258,634.04	\$	1,698,364.78
5188	DALLAS	195709131	NSGO	HERITAGE AT TURNER PARK HEALTH & REHAB	STEPHENS MEMORIAL HOSPITAL DISTRICT	\$	1,070,514.46	\$	287,440.52	\$	350,737.47	\$	315,842.04	\$	367,293.61	\$	2,391,828.10
5257	DALLAS	1225022908	NSGO	PARK MANOR HEALTH CARE AND REHABILITATION	STEPHENS MEMORIAL HOSPITAL DISTRICT	\$	1,061,112.20	\$	285,425.75	\$	427,802.83	\$	416,385.80	\$	397,634.46	\$	2,588,361.04
5290	DALLAS	1679117154	PRIVATE	ROWLETT HEALTH AND REHABILITATION CENTER	FORNEY LAKE HEALTHCARE, INC	\$	-	\$	269,307.59	\$	379,229.50	\$	-	\$	116,711.51	\$	765,248.60
5324	DALLAS	1225372972	NSGO	PARK MANOR OF MCKINNEY	HAMILTON COUNTY HOSPITAL DISTRICT	\$	691,066.11	\$	185,358.84	\$	278,709.85	\$	205,724.88	\$	244,400.76	\$	1,605,260.44
5352	DALLAS	1730644121	PRIVATE	LEGACY WEST REHABILITATION AND HEALTHCARE	SOUTHWEST LTC CORSCIANA WEST, LLC	\$	-	\$	223,639.47	\$	251,342.56	\$	-	\$	86,116.10	\$	561,098.13
5359	DALLAS	1649735036	PRIVATE	THE VILLAGE AT HERITAGE OAKS	SOUTHWEST LTC CORSCIANA LLC	\$	-	\$	159,166.83	\$	119,543.02	\$	-	\$	50,665.87	\$	329,375.72
5359	DALLAS	1679116354	PRIVATE	BEACON HARBOR HEALTHCARE AND REHABILITATION	MYRTLE SPRINGS HEALTHCARE, INC	\$	-	\$	347,883.62	\$	521,825.43	\$	-	\$	157,		

103963	DALLAS	1346894243	NSGO	THE BELMONT AT TWIN CREEKS	DALLAS COUNTY HOSPITAL DISTRICT	\$	441,906.22	\$	118,871.43	\$	99,742.71	\$	173,270.22	\$	151,593.72	\$	985,384.30
104250	DALLAS	1376695935	NSGO	SANDY LAKE REHABILITATION AND CARE CENTER	DALLAS COUNTY HOSPITAL DISTRICT	\$	713,228.58	\$	181,084.25	\$	197,212.77	\$	212,344.74	\$	234,489.30	\$	1,538,359.64
104339	DALLAS	1033570908	NSGO	LEGEND OAKS HEALTHCARE AND REHABILITATION - ENNIS	EASTLAND MEMORIAL HOSPITAL DISTRICT	\$	633,980.96	\$	170,583.86	\$	255,204.20	\$	249,159.89	\$	237,442.12	\$	1,546,371.03
104410	DALLAS	1356995252	NSGO	SAN REMO	DALLAS COUNTY HOSPITAL DISTRICT	\$	426,459.65	\$	114,841.89	\$	64,359.68	\$	126,795.78	\$	131,331.03	\$	863,788.03
104549	DALLAS	1700193588	NSGO	BRENTWOOD PLACE FOUR	DALLAS COUNTY HOSPITAL DISTRICT	\$	172,598.63	\$	46,339.71	\$	48,162.40	\$	67,830.59	\$	60,563.45	\$	395,494.78
104623	DALLAS	1023339900	NSGO	RIDGECREST HEALTHCARE AND REHABILITATION CENTER	DALLAS COUNTY HOSPITAL DISTRICT	\$	727,331.97	\$	195,432.69	\$	256,019.20	\$	285,425.75	\$	265,638.92	\$	1,729,848.53
104696	DALLAS	1346550654	NSGO	LAKEWEST REHABILITATION AND SKILLED CARE	DALLAS COUNTY HOSPITAL DISTRICT	\$	1,013,429.31	\$	271,993.95	\$	204,163.36	\$	301,458.24	\$	321,181.47	\$	2,112,226.33
104749	DALLAS	1662802850	NSGO	MONARCH PAVILION REHABILITATION SUITES	DALLAS COUNTY HOSPITAL DISTRICT	\$	619,877.57	\$	138,935.38	\$	186,616.59	\$	243,787.17	\$	216,389.89	\$	1,405,606.60
104875	DALLAS	1679039531	NSGO	EPIC NURSING & REHABILITATION	CITY OF ENNIS	\$	809,937.54	\$	217,595.16	\$	244,225.96	\$	317,662.07	\$	289,150.98	\$	1,878,571.71
105087	DALLAS	1942600838	NSGO	THE HILLCREST OF NORTH DALLAS	DALLAS COUNTY HOSPITAL DISTRICT	\$	849,561.35	\$	228,340.60	\$	214,441.00	\$	253,082.34	\$	276,332.54	\$	1,821,757.83
105263	DALLAS	1821414087	NSGO	EDGEWOOD REHABILITATION AND CARE CENTER	DALLAS COUNTY HOSPITAL DISTRICT	\$	762,254.65	\$	193,791.91	\$	249,799.65	\$	152,265.65	\$	242,662.40	\$	1,600,774.26
105408	DALLAS	1013265446	PRIVATE	REMARKABLE HEALTHCARE OF DALLAS	REMARKABLE HEALTHCARE OF DALLAS LP	\$	-	\$	77,680.57	\$	130,280.80	\$	-	\$	37,812.75	\$	245,774.12
105444	DALLAS	1396287504	NSGO	BROADMOOR MEDICAL LODGE	CITY OF ENNIS	\$	699,125.19	\$	188,045.20	\$	247,970.10	\$	274,680.31	\$	254,389.16	\$	1,664,209.96
105697	DALLAS	1629417787	NSGO	ACCEL AT WILLOW BEND	SOUTH LIMESTONE HOSPITAL DISTRICT	\$	336,466.59	\$	89,993.06	\$	93,309.88	\$	132,303.23	\$	118,218.62	\$	770,291.38
105761	DALLAS	1699114785	NSGO	THE VILLAGES ON MACARTHUR	SOUTH LIMESTONE HOSPITAL DISTRICT	\$	763,597.83	\$	204,834.95	\$	288,996.86	\$	299,529.14	\$	281,880.89	\$	1,838,839.67
106083	DALLAS	1770984569	NSGO	MIDLOTHIAN HEALTHCARE CENTER	WEST WHARTON COUNTY HOSPITAL DISTRICT	\$	752,180.80	\$	202,148.59	\$	245,472.54	\$	149,032.40	\$	242,899.19	\$	1,591,733.52
106305	DALLAS	1962882472	NSGO	LEXINGTON MEDICAL LODGE	NOCONA HOSPITAL DISTRICT	\$	967,089.60	\$	180,300.72	\$	120,924.20	\$	287,709.30	\$	279,200.39	\$	1,835,224.21
106614	DALLAS	1134580533	PRIVATE	SIMPSON PLACE	SP ALF OPS CO, LLC	\$	-	\$	14,540.11	\$	26,725.11	\$	-	\$	7,523.15	\$	48,788.37
106645	DALLAS	1407202021	NSGO	LEGEND OAKS HEALTHCARE AND REHABILITATION - WAXAHACHIE	EASTLAND MEMORIAL HOSPITAL DISTRICT	\$	579,582.17	\$	155,808.88	\$	218,878.95	\$	227,669.01	\$	214,488.66	\$	1,396,427.67
106742	DALLAS	1417309816	NSGO	LEGEND OAKS HEALTHCARE AND REHABILITATION - GARLAND	EASTLAND MEMORIAL HOSPITAL DISTRICT	\$	717,929.71	\$	192,746.33	\$	271,082.85	\$	282,067.80	\$	265,473.50	\$	1,729,390.19
106781	DALLAS	1447881974	NSGO	PALOMINO PLACE	DALLAS COUNTY HOSPITAL DISTRICT	\$	552,718.57	\$	148,421.39	\$	111,483.94	\$	162,966.42	\$	176,915.76	\$	1,152,506.08
106839	DALLAS	1982235412	NSGO	CARRARA	DALLAS COUNTY HOSPITAL DISTRICT	\$	376,090.40	\$	101,410.09	\$	94,762.37	\$	110,998.80	\$	124,046.22	\$	807,307.88
110116	DALLAS	1073837449	PRIVATE	ADVANCED HEALTH & REHAB CENTER OF GARLAND	GARLAND SNF LLC	\$	-	\$	289,455.29	\$	325,703.04	\$	-	\$	112,710.73	\$	727,869.06
4619	EL PASO	1801036561	NSGO	OASIS NURSING & REHABILITATION CENTER	WEST WHARTON COUNTY HOSPITAL DISTRICT	\$	-	\$	319,583.33	\$	479,439.46	\$	100,727.12	\$	165,718.69	\$	1,065,474.60
4791	EL PASO	1053827170	PRIVATE	MOUNTAIN VIEW HEALTH & REHABILITATION	EL PASO III ENTERPRISES LLC	\$	-	\$	353,201.12	\$	362,199.90	\$	-	\$	128,594.62	\$	843,995.64
4859	EL PASO	1962916726	NSGO	NAZARETH LIVING CARE CENTER	EL PASO COUNTY HOSPITAL DISTRICT	\$	423,530.74	\$	84,320.10	\$	170,721.27	\$	87,211.82	\$	135,449.35	\$	901,233.28
4985	EL PASO	1386884047	NSGO	FRANKLIN HEIGHTS NURSING & REHABILITATION	WEST WHARTON COUNTY HOSPITAL DISTRICT	\$	-	\$	299,525.38	\$	351,259.86	\$	98,382.96	\$	138,039.59	\$	887,207.79
5086	EL PASO	1508192998	PRIVATE	VISTA HILLS HEALTH CARE CENTER	VISTA HILLS SNF LLC	\$	-	\$	283,426.15	\$	78,758.59	\$	-	\$	66,044.06	\$	428,228.80
5168	EL PASO	1124352901	PRIVATE	EL PASO HEALTH & REHABILITATION CENTER	EL PASO SNF LLC	\$	-	\$	251,256.45	\$	237,670.44	\$	-	\$	87,985.76	\$	577,212.65
5239	EL PASO	1699256882	PRIVATE	PEBBLE CREEK NURSING CENTER	EL PASO V ENTERPRISES LLC	\$	-	\$	273,997.10	\$	276,355.44	\$	-	\$	99,751.12	\$	650,103.66
5404	EL PASO	1093822033	NSGO	REGENT CARE CENTER OF EL PASO	EL PASO COUNTY HOSPITAL DISTRICT	\$	951,779.40	\$	140,689.52	\$	71,032.73	\$	293,049.68	\$	259,396.85	\$	1,715,948.18
104756	EL PASO	1215495965	NSGO	LOS ARCOS DEL NORTE CARE CENTER	ANSON HOSPITAL DISTRICT	\$	724,372.90	\$	194,571.22	\$	148,697.54	\$	223,093.64	\$	228,358.93	\$	1,519,094.23
106109	EL PASO	1821896629	PRIVATE	ST GILES NURSING AND REHABILITATION CENTER	EL PASO IV ENTERPRISES LLC	\$	-	\$	252,476.68	\$	258,909.24	\$	-	\$	91,947.22	\$	603,334.14
106362	EL PASO	1932664372	NSGO	LAS VENTANAS DE SOCORRO	CITY OF ENNIS	\$	810,010.86	\$	192,007.86	\$	219,568.84	\$	249,457.67	\$	263,104.57	\$	1,734,149.80
106904	EL PASO	1619409796	NSGO	CIMARRON PARK NURSING AND REHABILITATION CENTER	WEST WHARTON COUNTY HOSPITAL DISTRICT	\$	397,462.19	\$	100,352.61	\$	130,732.54	\$	156,078.51	\$	140,651.13	\$	925,276.98
169	HARRIS	1538532395	NSGO	SHARPVUE RESIDENCES AND REHABILITATION CENTER	CHAMBERS COUNTY PUBLIC HOSPITAL DISTRICT NO 1A	\$	584,273.52	\$	157,214.16	\$	146,229.58	\$	229,172.88	\$	202,583.56	\$	1,319,473.70
4000	HARRIS	1703549531	PRIVATE	SEVEN ACRES JEWISH SENIOR CARE SERVICES INC	SEVEN ACRES JEWISH SENIOR CARE SERVICES, INC	\$	-	\$	365,748.90	\$	509,829.91	\$	-	\$	157,465.22	\$	1,033,044.03
4105	HARRIS	1225402753	NSGO	S.P.J.S.T. REST HOME 3	OAKBEND MEDICAL CENTER	\$	395,772.96	\$	106,373.76	\$	58,972.83	\$	118,337.34	\$	122,981.90	\$	802,438.79
4115	HARRIS	1932520020	NSGO	WHARTON NURSING AND REHABILITATION CENTER	CITIZENS MEDICAL CENTER COUNTY OF VICTORIA	\$	964,403.28	\$	258,894.96	\$	388,733.52	\$	378,565.44	\$	360,853.05	\$	2,351,450.25
4145	HARRIS	1912931015	PRIVATE	LAPORTE HEALTH CARE CENTER	SLP LAPORTE LLC	\$	-	\$	86,819.76	\$	65,310.40	\$	-	\$	27,444.46	\$	179,574.62
4261	HARRIS	1124087663	NSGO	COUNTRY VILLAGE CARE	CHAMBERS COUNTY PUBLIC HOSPITAL DISTRICT NO 1A	\$	504,493.20	\$	127,695.92	\$	127,418.20	\$	150,448.98	\$	162,757.95	\$	1,072,814.25
4286	HARRIS	1194142042	NSGO	FRIENDSHIP HAVEN HEALTHCARE AND REHABILITATION CENTER	WINNIETOWELL HOSPITAL DISTRICT	\$	945,631.44	\$	254,202.00	\$	358,083.79	\$	387,686.75	\$	315,403.48	\$	2,061,007.46
4301	HARRIS	1467031351	PRIVATE	MISSION CARE CENTERS-ALL SEASONS	THE OASIS AT GOLFCREST, LLC	\$	-	\$	206,834.85	\$	196,472.80	\$	-	\$	72,197.02	\$	475,504.67
4325	HARRIS	1710056171	NSGO	MEMORIAL CITY HEALTH AND REHABILITATION CENTER	OAKBEND MEDICAL CENTER	\$	1,180,279.44	\$	316,774.80	\$	356,664.96	\$	463,820.88	\$	420,226.47	\$	2,737,766.55
4340	HARRIS	1386187524	PRIVATE	CLUTE LTC PARTNERS INC.	CLUTE LTC PARTNERS INC	\$	-	\$	124,363.44	\$	140,871.40	\$	-	\$	47,630.67	\$	312,865.51
4355	HARRIS	1114029949	PRIVATE	WEST JANISCH HEALTH CARE CENTER	HSMTXIANISCHHOUSTON LLC	\$	-	\$	96,152.40	\$	221,430.66	\$	-	\$	57,675.41	\$	375,584.47
4368	HARRIS	1104947647	PRIVATE	FAITH MEMORIAL NURSING HOME	SSC PASADENA OPERATING COMPANY LLC	\$	-	\$	282,359.76	\$	292,002.05	\$	-	\$	103,370.68	\$	677,732.49
4371	HARRIS	1689219198	PRIVATE	ARDEN WOOD	ALTAMONTE CARE OF HOUSTON NORTHWEST, LLC	\$	-	\$	296,447.61	\$	407,361.60	\$	-	\$	126,485.83	\$	830,295.04
4446	HARRIS	1699190199	PRIVATE	GALLERIA RESIDENCE AND REHABILITATION CENTER	STONEBROOK TX MANAGEMENT LLC	\$	-	\$	135,796.58	\$	169,492.46	\$	-	\$	54,409.69	\$	359,698.73
4456	HARRIS	1811979115	NSGO	PARK MANOR OF CYFAIR	WINNIETOWELL HOSPITAL DISTRICT	\$	929,988.24	\$	249,509.04	\$	351,132.17	\$	365,268.72	\$	343,885.75	\$	2,239,783.92
4501	HARRIS	1396144770	NSGO	BROOKSHIRE RESIDENCE AND REHABILITATION CENTER	DEWITT MEDICAL DISTRICT	\$	655,450.08	\$	106,476.00	\$	197,523.01	\$	257,330.64	\$	222,124.50	\$	1,438,904.23
4511	HARRIS	1538261359	PRIVATE	RICHMOND HEALTH CARE CENTER	HSMTXRICHMONT LLC	\$	-	\$	48,754.62	\$	96,435.50	\$	-	\$	25,598.72	\$	170,788.84
4549	HARRIS	1275867624	PRIVATE	THE LAKES AT TEXAS CITY	BAY OAKS SNF LLC	\$	-	\$	154,085.52	\$	187,048.45	\$	-	\$	62,585.06	\$	403,719.03
4611	HARRIS	1053956565	PRIVATE	ARDEN PLACE	ALTAMONTE CARE OF HOUSTON SOUTHEAST LLC	\$	-	\$	385,269.30	\$	521,591.31	\$	-	\$	164,453.43	\$	1,071,314.04
4628	HARRIS	1730577503	NSGO	FORT BEND HEALTHCARE CENTER	MEMORIAL MEDICAL CENTER	\$	407,505.36	\$	109,502.40	\$	123,190.24	\$	121,905.30	\$	136,571.14	\$	898,674.44
4650	HARRIS	1871614917	NSGO	BAY VILLA HEALTHCARE CENTER	OAKBEND MEDICAL CENTER	\$	534,215.28	\$	143,917.44	\$	160,493.45	\$	159,368.88	\$	179,731.00	\$	1,177,726.05
4663	HARRIS	1093232084	PRIVATE	CREEKSIDE VILLAGE HEALTHCARE LTC PARTNERS INC	CREEKSIDE VILLAGE HEALTHCARE LTC PARTNERS, INC	\$	-	\$	179,896.80	\$	202,455.49	\$	-	\$	68,896.04	\$	451,248.83
4682	HARRIS	1285190959	NSGO	ST JAMES HOUSE OF BAYTOWN	WEST WHARTON COUNTY HOSPITAL DISTRICT	\$	655,450.08	\$	73,564.50	\$	264,370.08	\$	257,330.64	\$	226,808.51	\$	1,477,523.81
4705	HARRIS	1299193767	NSGO	LAUREL COURT	SWEENEY HOSPITAL DISTRICT	\$	861,158.16	\$	231,519.36	\$	282,170.88	\$	256,893.12	\$	293,469.27	\$	1,925,210.79
4712	HARRIS	1356991558	NSGO	GARDEN VILLA NURSING & REHABILITATION	WEST WHARTON COUNTY HOSPITAL DISTRICT	\$	858,811.68	\$	166,497.01	\$	259,628.62	\$	337,110.96	\$	293,594.53	\$	1,915,642.80
4751	HARRIS	1528189008	NSGO	BRAZOSVIEW HEALTHCARE CENTER	OAKBEND MEDICAL CENTER	\$	439,573.92	\$	111,415.84	\$	110,739.14	\$	172,857.36	\$	151,348.84	\$	985,935.10
4774	HARRIS	1659369627	PRIVATE	AFTON OAKS NURSING CENTER	DIVERSICARE AFTON OAKS LLC	\$	-	\$	355,100.64	\$	366,196.50	\$	-	\$	130,868.44	\$	852,165.58
4806	HARRIS	1922083492	PRIVATE	ASHTON PARKE CARE CENTER INC	WTCS HEALTH CARE CENTER INC	\$	-	\$	165,758.87	\$	262,023.60	\$	-	\$	77,341.77	\$	505,124.24
4807	HARRIS	1619593985	PRIVATE	SEABREEZE NURSING AND REHABILITATION	SLP TEXAS CITY, LLC	\$	-	\$	184,589.76	\$	85,814.95	\$	-	\$	49,684.22	\$	320,088.93
4811	HARRIS	1326436189	NSGO	ASHFORD GARDENS	MEMORIAL MEDICAL CENTER	\$	1,008,204.24	\$	270,627.36	\$	227,298.68	\$	300,897.96	\$	324,861.47	\$	2,131,889.71
4823	HARRIS	1104408301	PRIVATE	JACINTO NURSING & REHABILITATION CENTER, LLC	CASCADES AT JACINTO REHAB, LP	\$	-	\$	178,165.77	\$	220,917.65	\$	-	\$	72,486.08	\$	471,569.50
4826	HARRIS	1326618653	PRIVATE	CARADAY OF HOUSTON	CARADAY HOUSTON, LLC	\$	-	\$	224,586.07	\$	289,608.65	\$	-	\$	92,554.34	\$	606,749.06

5139	HARRIS	1699763136	NSGO	LAKE JACKSON HEALTHCARE CENTER	SWEENEY HOSPITAL DISTRICT	\$	666,400.32	\$	179,114.64	\$	100,258.05	\$	261,241.44	\$	218,883.36	\$	1,425,897.81
5145	HARRIS	1730281585	PRIVATE	SUGAR LAND HEALTHCARE CENTER	HSMTXSUGAR LAND LLC	\$	-	\$	117,504.02	\$	199,863.90	\$	-	\$	57,366.26	\$	374,734.18
5149	HARRIS	1558482950	NSGO	PARADIGM AT WOODWIND LAKES	PARADIGM AT WOODWIND LLC	\$	1,425,877.68	\$	308,270.42	\$	287,596.33	\$	425,776.56	\$	437,299.48	\$	2,884,820.47
5151	HARRIS	1407166424	NSGO	COLONIAL BELLE NURSING HOME	Guadalupe County Hospital Board	\$	-	\$	31,025.70	\$	74,635.88	\$	-	\$	19,680.41	\$	125,341.99
5175	HARRIS	1578048435	NSGO	BAYWIND VILLAGE SKILLED NURSING & REHAB	CHAMBERS COUNTY PUBLIC HOSPITAL DISTRICT NO 1A	\$	268,280.88	\$	30,079.72	\$	27,062.85	\$	53,761.05	\$	67,942.15	\$	447,126.65
5177	HARRIS	1144878125	PRIVATE	ZION HEALTHCARE CYPRESS	CYPRESSWOOD TX HEALTHCARE LLC	\$	-	\$	227,193.09	\$	90,243.64	\$	-	\$	58,390.17	\$	375,826.90
5196	HARRIS	1053511980	NSGO	OAKMONT HEALTHCARE AND REHABILITATION CENTER OF KATY	DEWITT MEDICAL DISTRICT	\$	824,396.64	\$	221,351.28	\$	228,201.64	\$	164,867.22	\$	257,952.77	\$	1,696,769.55
5203	HARRIS	1073536041	NSGO	THE WOODLANDS NURSING AND REHABILITATION CENTER	WINNIETOWELL HOSPITAL DISTRICT	\$	1,419,620.40	\$	380,911.92	\$	499,397.29	\$	556,897.92	\$	519,521.39	\$	3,376,348.92
5208	HARRIS	1114126612	NSGO	OAKMONT HEALTHCARE AND REHABILITATION CENTER OF HUMBLE	DEWITT MEDICAL DISTRICT	\$	939,374.16	\$	252,637.68	\$	118,509.82	\$	187,964.56	\$	267,466.33	\$	1,765,952.55
5226	HARRIS	1275654766	NSGO	PARADIGM AT FIRST COLONY	OAKBEND MEDICAL CENTER	\$	1,066,084.08	\$	158,057.10	\$	213,477.30	\$	318,143.10	\$	315,721.16	\$	2,071,482.74
5227	HARRIS	1124070511	NSGO	CANEY CREEK NURSING & REHABILITATION	OAKBEND MEDICAL CENTER	\$	579,580.56	\$	146,832.80	\$	115,273.14	\$	173,046.06	\$	182,710.67	\$	1,197,443.23
5244	HARRIS	1235100058	NSGO	REGENCY VILLAGE	CHAMBERS COUNTY PUBLIC HOSPITAL DISTRICT NO 1A	\$	690,647.28	\$	112,448.60	\$	209,833.52	\$	206,347.02	\$	218,549.80	\$	1,437,826.22
5316	HARRIS	1043756059	PRIVATE	FOCUSED CARE AT BEECHNUT	FPAC BEECHNUT LLC	\$	-	\$	342,586.08	\$	481,242.65	\$	-	\$	149,559.17	\$	973,387.90
5325	HARRIS	1912352766	NSGO	THE RESORT AT TEXAS CITY	LIBERTY COUNTY HOSPITAL DISTRICT NO 1	\$	874,454.88	\$	228,157.00	\$	198,524.58	\$	343,368.24	\$	298,209.43	\$	1,942,714.13
5330	HARRIS	1831717108	PRIVATE	GULF HEALTH CARE CENTER IN GALVESTON	CASCADES AT GALVESTON REHAB LP	\$	-	\$	172,963.83	\$	96,656.00	\$	-	\$	50,343.20	\$	319,963.03
5333	HARRIS	1457467623	NSGO	CAMBRIDGE HEALTH AND REHABILITATION CENTER	OAKBEND MEDICAL CENTER	\$	785,288.64	\$	211,183.20	\$	256,565.48	\$	234,296.04	\$	267,500.53	\$	1,754,833.89
5336	HARRIS	1629499595	NSGO	MATAGORDA NURSING & REHABILITATION CENTER	CITIZENS MEDICAL CENTER COUNTY OF VICTORIA	\$	545,165.52	\$	146,263.92	\$	178,012.10	\$	160,490.02	\$	187,431.30	\$	1,217,362.86
5348	HARRIS	1801354543	NSGO	WEST OAKS NURSING & REHABILITATION	WEST WHARTON COUNTY HOSPITAL DISTRICT	\$	987,085.92	\$	265,152.24	\$	297,164.39	\$	294,356.70	\$	331,571.59	\$	2,175,330.84
5367	HARRIS	1871614354	NSGO	PARADIGM AT WESTBURY	OAKBEND MEDICAL CENTER	\$	1,130,221.20	\$	286,688.06	\$	256,640.19	\$	337,172.22	\$	359,274.98	\$	2,369,996.65
5368	HARRIS	1255627238	NSGO	THE PHOENIX POST-ACUTE	LIBERTY COUNTY HOSPITAL DISTRICT NO 1	\$	901,048.32	\$	241,687.44	\$	339,873.04	\$	353,536.32	\$	332,940.50	\$	2,169,085.62
5379	HARRIS	1487899258	PRIVATE	BAYOU PINES CARE CENTER	SCWV HEALTH CARE CENTER INC	\$	-	\$	243,251.76	\$	342,642.82	\$	-	\$	105,289.87	\$	691,184.45
5383	HARRIS	1679981765	NSGO	SPRING BRANCH TRANSITIONAL CARE CENTER	WINNIETOWELL HOSPITAL DISTRICT	\$	2,170,494.00	\$	582,709.20	\$	874,454.88	\$	647,584.74	\$	767,224.05	\$	5,042,466.87
5400	HARRIS	1972585271	NSGO	PARK MANOR OF SOUTH BELT	WINNIETOWELL HOSPITAL DISTRICT	\$	772,774.08	\$	207,272.40	\$	311,299.68	\$	303,478.08	\$	289,038.69	\$	1,883,862.93
100001	HARRIS	1285195024	NSGO	FOCUSED CARE AT BURNET BAY	CHAMBERS COUNTY PUBLIC HOSPITAL DISTRICT NO. 1	\$	422,770.64	\$	192,411.36	\$	271,320.17	\$	281,577.60	\$	208,373.98	\$	1,376,453.75
100048	HARRIS	1982165734	PRIVATE	FOCUSED CARE AT WEBSTER	FPAC WEBSTER, LLC	\$	-	\$	227,612.01	\$	180,287.92	\$	-	\$	73,938.60	\$	481,838.53
100790	HARRIS	1669454963	NSGO	PARK MANOR OF CONROE	WINNIETOWELL HOSPITAL DISTRICT	\$	825,960.96	\$	222,133.44	\$	313,231.42	\$	324,596.40	\$	304,967.77	\$	1,990,889.99
101489	HARRIS	1790767002	NSGO	PARK MANOR OF CYPRESS STATION	WINNIETOWELL HOSPITAL DISTRICT	\$	721,933.68	\$	193,975.68	\$	290,963.52	\$	328,141.92	\$	270,150.70	\$	1,760,165.50
101633	HARRIS	1528040839	NSGO	PARK MANOR OF HUMBLE	WINNIETOWELL HOSPITAL DISTRICT	\$	868,197.60	\$	233,083.68	\$	327,674.49	\$	341,021.76	\$	320,920.42	\$	2,090,897.36
102161	HARRIS	1548721392	NSGO	FOCUSED CARE AT PASADENA	CHAMBERS COUNTY PUBLIC HOSPITAL DISTRICT NO. 1	\$	348,924.24	\$	149,839.72	\$	162,914.24	\$	160,470.84	\$	160,470.84	\$	1,054,450.56
102294	HARRIS	1973585289	NSGO	PARK MANOR OF WESTCHASE	WINNIETOWELL HOSPITAL DISTRICT	\$	938,592.00	\$	251,855.52	\$	377,783.28	\$	368,397.36	\$	351,317.99	\$	2,287,946.15
102369	HARRIS	1801156733	NSGO	EAST VIEW HEALTHCARE	LIBERTY COUNTY HOSPITAL DISTRICT NO 1	\$	849,425.76	\$	228,390.72	\$	278,357.77	\$	253,325.16	\$	289,374.07	\$	1,898,873.48
102417	HARRIS	1801878319	NSGO	PARK MANOR OF QUAIL VALLEY	WINNIETOWELL HOSPITAL DISTRICT	\$	856,465.20	\$	229,955.04	\$	344,932.56	\$	336,328.80	\$	320,569.42	\$	2,088,251.02
102753	HARRIS	1679034425	PRIVATE	FOCUSED CARE AT WESTWOOD	FPAC HOUSTON, LLC	\$	-	\$	275,320.32	\$	360,713.76	\$	-	\$	116,282.63	\$	752,316.71
102907	HARRIS	1811358229	NSGO	LEGEND OAKS HEALTHCARE AND REHABILITATION CENTER - NORTHWOOD	WINNIETOWELL HOSPITAL DISTRICT NO 1	\$	789,199.44	\$	211,965.36	\$	277,220.86	\$	235,485.36	\$	271,612.05	\$	1,785,483.07
102965	HARRIS	1437261583	PRIVATE	REGENT CARE CENTER OF LEAGUE CITY	REGENT CARE CENTER OF LEAGUE CITY LIMITED PARTNERSHIP	\$	-	\$	253,437.60	\$	171,750.27	\$	-	\$	78,518.08	\$	503,705.95
103086	HARRIS	1912125683	NSGO	THE COURTYARDS AT PASADENA	LIBERTY COUNTY HOSPITAL DISTRICT NO 1	\$	1,097,370.48	\$	286,522.51	\$	358,558.21	\$	327,657.66	\$	372,181.66	\$	2,442,290.52
103191	HARRIS	1750587770	NSGO	PARK MANOR OF TOMBALL	WINNIETOWELL HOSPITAL DISTRICT	\$	822,832.32	\$	221,351.28	\$	331,635.84	\$	323,032.08	\$	307,914.65	\$	2,006,766.17
103462	HARRIS	1275717894	NSGO	TUSCANY VILLAGE	MEMORIAL MEDICAL CENTER	\$	591,312.96	\$	158,778.48	\$	149,534.64	\$	173,961.81	\$	193,819.76	\$	1,267,407.65
103471	HARRIS	1659731081	NSGO	MASON CREEK TRANSITIONAL CARE OF KATY	LIBERTY COUNTY HOSPITAL DISTRICT NO 1	\$	850,207.92	\$	221,921.96	\$	320,828.46	\$	253,919.82	\$	295,453.09	\$	1,942,331.25
103520	HARRIS	1689836645	PRIVATE	HERITAGE PARK OF KATY NURSING AND REHABILITATION	HERITAGE PARK OF KATY LLC	\$	-	\$	227,247.77	\$	232,684.70	\$	-	\$	83,183.81	\$	543,116.28
103557	HARRIS	1518355387	NSGO	THE COLONNADES AT REFLECTION BAY	SWEENEY HOSPITAL DISTRICT	\$	1,123,181.76	\$	301,913.76	\$	339,653.00	\$	335,388.24	\$	376,732.62	\$	2,476,869.38
103620	HARRIS	1699236448	PRIVATE	FOCUSED CARE AT CEDAR BAYOU	FPAC CEDAR BAYOU, LLC	\$	-	\$	194,476.80	\$	267,243.90	\$	-	\$	84,110.19	\$	545,830.89
103799	HARRIS	1003061821	NSGO	VILLA TOSCANA AT CYPRESS WOODS	SOUTH LIMESTONE HOSPITAL DISTRICT	\$	782,160.00	\$	210,401.04	\$	195,470.14	\$	307,388.88	\$	272,156.70	\$	1,767,576.76
103866	HARRIS	1922469556	NSGO	COPPERFIELD HEALTHCARE AND REHABILITATION	LIBERTY COUNTY HOSPITAL DISTRICT NO 1	\$	761,823.84	\$	204,925.92	\$	248,633.84	\$	298,785.12	\$	274,895.07	\$	1,789,063.79
104200	HARRIS	1003276437	NSGO	MISTY WILLOW HEALTHCARE AND REHABILITATION CENTER	LIBERTY COUNTY HOSPITAL DISTRICT NO 1	\$	781,377.84	\$	209,618.88	\$	294,458.99	\$	306,606.72	\$	288,768.47	\$	1,880,830.90
104360	HARRIS	1003279928	PRIVATE	CAPSTONE HEALTHCARE ESTATES AT VETERANS MEMORIAL	CAPSTONE VM HOLDINGS LP	\$	-	\$	234,648.00	\$	308,431.14	\$	-	\$	96,605.78	\$	641,684.92
104541	HARRIS	1235443714	NSGO	DEERBROOK SKILLED NURSING AND REHAB CENTER	WINNIETOWELL HOSPITAL DISTRICT	\$	765,734.64	\$	205,708.08	\$	308,953.20	\$	228,349.44	\$	270,567.21	\$	1,779,312.57
104661	HARRIS	1497069108	NSGO	PARK MANOR OF THE WOODLANDS	WINNIETOWELL HOSPITAL DISTRICT	\$	684,390.00	\$	183,807.60	\$	275,320.32	\$	230,968.38	\$	241,693.64	\$	1,589,179.94
105006	HARRIS	1497143259	NSGO	SOLERA AT WEST HOUSTON	MEMORIAL MEDICAL CENTER	\$	395,772.96	\$	106,373.76	\$	139,250.91	\$	78,849.54	\$	129,615.66	\$	849,862.83
105065	HARRIS	1801171186	NSGO	BAYWOOD CROSSING REHABILITATION & HEALTHCARE CENTER	CHAMBERS COUNTY PUBLIC HOSPITAL DISTRICT NO 1A	\$	750,091.44	\$	67,265.76	\$	207,717.42	\$	224,186.82	\$	224,373.55	\$	1,473,616.55
105089	HARRIS	1144786823	PRIVATE	CAPSTONE HEALTHCARE ESTATES ON OREM	CAPSTONEHOUSTON OPCO LLC	\$	-	\$	266,716.56	\$	175,782.74	\$	-	\$	80,019.95	\$	522,519.25
105314	HARRIS	1669860425	NSGO	THE CRESCENT	MEMORIAL MEDICAL CENTER	\$	335,546.64	\$	89,948.40	\$	59,681.57	\$	66,902.64	\$	98,195.62	\$	605,274.87
105395	HARRIS	1902578750	NSGO	THE REHAB SUITES AT MAGNOLIA CROSSING	BOOKER HOSPITAL DISTRICT	\$	682,064.74	\$	245,598.24	\$	207,960.64	\$	91,584.27	\$	218,900.11	\$	1,446,108.00
105428	HARRIS	1396098091	NSGO	WINDSOR HOUSTON	OAKBEND MEDICAL CENTER	\$	1,145,082.24	\$	307,388.88	\$	432,501.00	\$	341,929.50	\$	399,672.66	\$	2,626,574.28
105594	HARRIS	1801239033	NSGO	BRIDGECREST REHABILITATION SUITES	LIBERTY COUNTY HOSPITAL DISTRICT NO 1	\$	898,701.84	\$	201,222.86	\$	248,868.30	\$	352,754.16	\$	308,593.48	\$	2,010,140.64
105652	HARRIS	1144769563	NSGO	THE HEIGHTS OF TOMBALL	LIBERTY COUNTY HOSPITAL DISTRICT NO 1	\$	596,788.08	\$	160,342.80	\$	164,156.76	\$	233,865.84	\$	210,207.18	\$	1,365,360.66
105682	HARRIS	1871032292	NSGO	THE HEIGHTS OF NORTH HOUSTON	LIBERTY COUNTY HOSPITAL DISTRICT NO 1	\$	772,774.08	\$	207,272.40	\$	215,126.99	\$	230,728.08	\$	254,211.21	\$	1,680,112.76
105818	HARRIS	1669860433	NSGO	THE BROADMOOR AT CREEKSIDE PARK	MEMORIAL MEDICAL CENTER	\$	417,673.44	\$	87,337.74	\$	137,328.03	\$	83,623.30	\$	129,505.21	\$	852,472.72
105868	HARRIS	150288325	NSGO	THE SHOAL	BELLVILLE HOSPITAL DISTRICT	\$	-	\$	69,090.78	\$	232,360.38	\$	-	\$	55,439.59	\$	356,890.75
105892	HARRIS	1508286648	NSGO	WINDSOR QUAIL VALLEY POST-ACUTE HEALTHCARE	OAKBEND MEDICAL CENTER	\$	1,052,787.36	\$	283,141.92	\$	423,930.72	\$	412,980.48	\$	393,948.10	\$	2,566,788.58
106098	HARRIS	1194198366	NSGO	WEST HOUSTON REHABILITATION AND HEALTHCARE CENTER	WEST WHARTON COUNTY HOSPITAL DISTRICT	\$	1,120,053.12	\$	301,131.60	\$	451,306.32	\$	439,573.92	\$	419,245.61	\$	2,731,310.57
106784	HARRIS	1467901306	NSGO	STERLING OAKS REHABILITATION	CITY OF ENNIS	\$	696,904.56	\$	186,936.24	\$	246,059.51	\$	208,131.00	\$	239,855.21	\$	1,577,886.52
107101	HARRIS	1194237404	NSGO	ROLLINGBROOK REHABILITATION AND HEALTHCARE CENTER	WEST WHARTON COUNTY HOSPITAL DISTRICT	\$	444,266.88	\$	119,670.48	\$	112,178.52	\$	88,299.08	\$	137,081.34	\$	901,496.30
107125	HARRIS	1730694787	PRIVATE	TERRA BELLA HEALTH AND WELLNESS SUITES	CITY PARK CARE CENTER LLC	\$	-	\$	22,180.11	\$	22,891.95	\$	-	\$	8,545.27	\$	53,617.33
110098	HARRIS	1235538513	NSGO	HIGHLAND PARK CARE CENTER	WINNIETOWELL HOSPITAL DISTRICT	\$	461,474.40	\$	124,363.44	\$	170,570.63	\$	137,961.12	\$	160,723.21	\$	1,055,092.80
4097</																	

5255	HIDALGO	1194390757	NSGO	MISSION NURSING AND REHABILITATION CENTER	WINNIETOWELL HOSPITAL DISTRICT	\$	1,044,098.16	\$	305,878.64	\$	400,874.61	\$	230,490.68	\$	353,059.39	\$	2,334,401.48
5259	HIDALGO	1497026363	NSGO	EBONY LAKE NURSING AND REHABILITATION CENTER	VAL VERDE COUNTY HOSPITAL DISTRICT	\$	-	\$	270,842.74	\$	379,883.19	\$	103,348.44	\$	133,333.09	\$	887,407.46
5303	HIDALGO	1831206853	PRIVATE	REGENT CARE CENTER OF LAREDO LP	REGENT CARE CENTER OF LAREDO LP	\$	-	\$	138,823.40	\$	353,051.01	\$	-	\$	87,337.60	\$	579,212.01
5321	HIDALGO	1245285808	NSGO	BRIARCLIFF NURSING AND REHABILITATION CENTER	UVALDE COUNTY HOSPITAL AUTHORITY	\$	1,735,648.02	\$	466,434.46	\$	653,831.92	\$	681,524.42	\$	640,838.86	\$	4,178,277.68
5323	HIDALGO	1912028598	NSGO	LA PALOMA NURSING CENTER	UVALDE COUNTY HOSPITAL AUTHORITY	\$	673,298.60	\$	180,968.04	\$	186,127.95	\$	264,140.22	\$	235,810.65	\$	1,540,345.46
5341	HIDALGO	1326169905	PRIVATE	LAS PALMAS HEALTHCARE CENTER	FSC MCALLEN LAS PALMAS OPERATING COMPANY LLC	\$	-	\$	275,412.64	\$	258,901.08	\$	-	\$	96,433.58	\$	630,747.30
5353	HIDALGO	1154088474	PRIVATE	FALCON LAKE NURSING HOME, LLC	SALFACON LAKE NURSING HOME, LLC	\$	-	\$	32,700.18	\$	36,863.86	\$	-	\$	12,540.22	\$	82,104.26
5358	HIDALGO	1295799765	PRIVATE	HARLINGEN NURSING AND REHABILITATION CENTER	REGENCY IHS OF HARLINGEN LLC	\$	-	\$	286,989.72	\$	430,789.24	\$	-	\$	129,688.59	\$	847,467.55
5389	HIDALGO	1104085422	PRIVATE	MERIDIAN CARE OF HEBBRONVILLE	RI MERIDIAN CARE OF HEBBRONVILLE LTD	\$	-	\$	93,714.64	\$	81,778.76	\$	-	\$	30,777.69	\$	206,271.09
5392	HIDALGO	1477517720	NSGO	EDINBURG NURSING AND REHABILITATION CENTER	VAL VERDE COUNTY HOSPITAL DISTRICT	\$	-	\$	272,670.70	\$	280,324.41	\$	104,144.04	\$	115,690.17	\$	772,829.32
102010	HIDALGO	1790749067	NSGO	WESLACO NURSING AND REHABILITATION CENTER	STARR COUNTY HOSPITAL DISTRICT	\$	942,313.38	\$	253,172.46	\$	284,704.79	\$	369,857.24	\$	334,228.03	\$	2,184,275.90
102455	HIDALGO	1154385425	NSGO	BROWNSVILLE NURSING AND REHABILITATION CENTER	VAL VERDE COUNTY HOSPITAL DISTRICT	\$	-	\$	251,649.16	\$	377,169.08	\$	181,363.82	\$	146,483.94	\$	956,666.00
102773	HIDALGO	1205945391	NSGO	RIO GRANDE CITY NURSING AND REHABILITATION CENTER	STARR COUNTY HOSPITAL DISTRICT	\$	1,039,499.92	\$	279,373.22	\$	312,032.20	\$	313,272.44	\$	347,989.65	\$	2,292,167.43
102925	HIDALGO	1184782773	NSGO	MAVERICK NURSING AND REHABILITATION CENTER	VAL VERDE COUNTY HOSPITAL DISTRICT	\$	847,564.12	\$	227,581.02	\$	276,547.93	\$	255,484.32	\$	286,970.79	\$	1,894,148.18
105179	HIDALGO	1275922452	NSGO	LAREDO NURSING AND REHABILITATION CENTER	UVALDE COUNTY HOSPITAL AUTHORITY	\$	904,840.20	\$	243,118.68	\$	273,508.52	\$	355,233.56	\$	320,937.09	\$	2,097,638.05
106540	HIDALGO	1982192001	NSGO	FOX HOLLOW POST ACUTE	UVALDE COUNTY HOSPITAL AUTHORITY	\$	917,940.58	\$	197,045.42	\$	185,569.04	\$	276,774.68	\$	281,601.73	\$	1,858,931.45
106730	HIDALGO	1801351614	NSGO	MID VALLEY NURSING & REHABILITATION	UVALDE COUNTY HOSPITAL AUTHORITY	\$	646,183.86	\$	173,656.20	\$	243,929.37	\$	253,781.78	\$	238,080.45	\$	1,555,631.66
106743	HIDALGO	1285182600	NSGO	LA HACIENDA DE PAZ REHABILITATION AND CARE CENTER	VAL VERDE COUNTY HOSPITAL DISTRICT	\$	455,162.04	\$	122,168.66	\$	124,957.15	\$	178,835.42	\$	159,724.09	\$	1,040,847.36
107108	HIDALGO	1891386652	NSGO	THE HEIGHTS OF ALAMO	UVALDE COUNTY HOSPITAL AUTHORITY	\$	301,308.74	\$	81,039.56	\$	98,857.26	\$	118,208.08	\$	107,984.54	\$	707,398.18
107146	HIDALGO	1740798651	NSGO	MISSION VALLEY NURSING AND TRANSITIONAL CARE	VAL VERDE COUNTY HOSPITAL DISTRICT	\$	683,657.04	\$	183,709.98	\$	275,412.64	\$	268,405.46	\$	254,996.62	\$	1,666,181.74
4061	JEFFERSON	1629613138	PRIVATE	ARDEN PLACE OF BEAUMONT	ALTAMONTE CARE OF BEAUMONT, LLC	\$	-	\$	186,649.92	\$	373,197.92	\$	-	\$	101,653.45	\$	661,501.29
4268	JEFFERSON	1386630168	PRIVATE	DAYTON NURSING AND REHABILITATION	DT DAYTON, LLC	\$	-	\$	73,938.72	\$	83,330.15	\$	-	\$	28,591.18	\$	185,860.05
4306	JEFFERSON	1982706735	PRIVATE	BEAUMONT HEALTH CARE CENTER	HSMTXCLINDENBERGHEAUMONT LLC	\$	-	\$	52,373.79	\$	122,074.46	\$	-	\$	31,625.85	\$	206,074.10
4379	JEFFERSON	1982706735	PRIVATE	CLEVELAND HEALTH CARE CENTER	HSMTXCLEVELAND LLC	\$	-	\$	243,679.76	\$	250,977.53	\$	-	\$	90,778.03	\$	585,435.32
4416	JEFFERSON	1356967624	CLOSED	PINEHURST NURSING AND REHABILITATION	SLP ORANGE, LLC	\$	-	\$	33,060.28	\$	-	\$	-	\$	5,892.64	\$	38,952.92
4439	JEFFERSON	1992807747	PRIVATE	HUNTSVILLE HEALTHCARE CENTER	HSMTXHHUNTSVILLE LLC	\$	-	\$	74,948.16	\$	163,615.79	\$	-	\$	42,974.65	\$	281,538.60
4452	JEFFERSON	1124241955	PRIVATE	SHADY ACRES HEALTH & REHABILITATION	CLINT I. HINES, INC	\$	-	\$	62,675.63	\$	193,658.03	\$	-	\$	47,334.50	\$	303,568.16
4466	JEFFERSON	1659769420	NSGO	MAGNOLIA MANOR	TYLER COUNTY HOSPITAL DISTRICT	\$	917,277.40	\$	246,462.40	\$	276,805.20	\$	360,153.12	\$	327,394.67	\$	2,128,092.79
4472	JEFFERSON	1114502127	PRIVATE	THE OASIS AT BEAUMONT	BEAUMONT SNF LLC	\$	-	\$	98,264.57	\$	100,987.15	\$	-	\$	36,893.22	\$	236,144.04
4593	JEFFERSON	1326141557	NSGO	COLLEGE STREET HEALTH CARE CENTER	LIBERTY COUNTY HOSPITAL DISTRICT NO 1	\$	333,320.52	\$	29,880.23	\$	75,571.73	\$	130,784.08	\$	103,463.73	\$	673,020.29
4630	JEFFERSON	1942623459	NSGO	SENIOR REHABILITATION & SKILLED NURSING CENTER	LIBERTY COUNTY HOSPITAL DISTRICT NO 1	\$	1,456,712.04	\$	347,174.08	\$	145,885.59	\$	289,454.97	\$	402,466.24	\$	2,641,692.02
4652	JEFFERSON	1851789515	NSGO	WOODVILLE HEALTH AND REHABILITATION CENTER	TYLER COUNTY HOSPITAL DISTRICT	\$	363,929.56	\$	97,789.92	\$	97,870.52	\$	142,908.44	\$	127,501.84	\$	830,000.28
4655	JEFFERSON	1639567415	NSGO	SILSBEE CONVALESCENT CENTER	TYLER COUNTY HOSPITAL DISTRICT	\$	382,613.00	\$	96,978.85	\$	73,245.34	\$	150,262.56	\$	129,282.64	\$	832,382.39
4658	JEFFERSON	1265970214	NSGO	THE BRADFORD AT BROOKSIDE	OAKBEND MEDICAL CENTER	\$	821,276.32	\$	197,002.80	\$	186,072.09	\$	243,721.72	\$	258,923.74	\$	1,706,996.67
4676	JEFFERSON	1871670471	NSGO	KOUNTZE NURSING CENTER	OAKBEND MEDICAL CENTER	\$	480,402.92	\$	128,995.24	\$	96,973.89	\$	188,623.24	\$	162,146.36	\$	1,057,141.65
4753	JEFFERSON	1477091429	NSGO	OAKWOOD MANOR NURSING HOME	TYLER COUNTY HOSPITAL DISTRICT	\$	601,646.52	\$	161,591.88	\$	150,874.35	\$	236,126.88	\$	209,840.03	\$	1,360,079.66
4786	JEFFERSON	1871873398	PRIVATE	BEAUMONT NURSING AND REHABILITATION	BEAUMONT I ENTERPRISES LLC	\$	-	\$	157,616.96	\$	192,175.12	\$	-	\$	63,508.82	\$	413,300.62
4943	JEFFERSON	1699211011	PRIVATE	FOCUSED CARE AT HUNTSVILLE	FRACP HUNTSVILLE LLC	\$	-	\$	143,305.96	\$	174,251.81	\$	-	\$	58,353.90	\$	375,911.67
5023	JEFFERSON	1720544786	NSGO	TIMBERIDGE NURSING AND REHABILITATION CENTER	WEST WHARTON COUNTY HOSPITAL DISTRICT	\$	642,591.08	\$	57,507.87	\$	258,984.28	\$	252,226.44	\$	220,050.27	\$	1,431,359.94
5083	JEFFERSON	1952306235	PRIVATE	SILSBEE OAKS HEALTH CARE LLP	SILSBEE OAKS HEALTH CARE LLP	\$	-	\$	133,169.20	\$	450,713.60	\$	-	\$	102,875.07	\$	686,757.87
5201	JEFFERSON	1447200118	NSGO	AVALON PLACE KIRBYVILLE	LIBERTY COUNTY HOSPITAL DISTRICT NO 1	\$	548,577.60	\$	138,957.26	\$	179,729.78	\$	162,731.58	\$	184,598.09	\$	1,214,594.31
5245	JEFFERSON	1528015237	NSGO	TIMBERWOOD NURSING AND REHABILITATION CENTER	LIBERTY COUNTY HOSPITAL DISTRICT NO 1	\$	816,108.56	\$	219,232.28	\$	328,749.04	\$	320,401.12	\$	306,018.96	\$	1,990,509.96
5256	JEFFERSON	1134101553	NSGO	SPINDLETOP HILL NURSING AND REHABILITATION CENTER	WINNIETOWELL HOSPITAL DISTRICT	\$	879,910.52	\$	236,325.64	\$	354,587.84	\$	261,151.88	\$	310,647.91	\$	2,042,623.79
5291	JEFFERSON	1821055542	NSGO	VILLAGE CREEK REHABILITATION AND NURSING CENTER	SWEENEY HOSPITAL DISTRICT	\$	709,175.68	\$	190,412.08	\$	196,304.98	\$	210,514.26	\$	234,169.45	\$	1,540,576.45
5312	JEFFERSON	1871551622	PRIVATE	DOGWOOD TRAILS MANOR	WOODVILLE II ENTERPRISES LLC	\$	-	\$	174,710.04	\$	163,687.94	\$	-	\$	61,593.88	\$	399,991.86
5322	JEFFERSON	1437615390	NSGO	GULF HEALTHCARE CENTER - PORT ARTHUR	CITY OF ENNIS	\$	501,869.00	\$	127,283.20	\$	126,502.12	\$	196,971.16	\$	172,203.79	\$	1,124,829.27
5340	JEFFERSON	1403331101	NSGO	PINE ARBOR	OAKBEND MEDICAL CENTER	\$	511,210.72	\$	129,465.76	\$	154,624.49	\$	151,762.60	\$	169,300.33	\$	1,116,363.90
5350	JEFFERSON	1326490541	PRIVATE	SHEPHERD LTC PARTNERS INC.	SHEPHERD LTC PARTNERS INC	\$	-	\$	140,647.62	\$	89,271.08	\$	-	\$	42,353.20	\$	272,271.90
5394	JEFFERSON	1598156341	NSGO	ARBORETUM NURSING AND REHABILITATION CENTER OF WINNIE	CHAMBERS COUNTY	\$	777,946.64	\$	209,955.52	\$	214,708.56	\$	229,182.07	\$	262,641.80	\$	1,693,574.59
102551	JEFFERSON	1437610292	NSGO	FOCUSED CARE AT ORANGE	CHAMBERS COUNTY PUBLIC HOSPITAL DISTRICT NO 1A	\$	666,243.52	\$	188,884.00	\$	184,377.73	\$	197,742.16	\$	220,629.30	\$	1,447,876.71
103739	JEFFERSON	1922260876	NSGO	JEFFERSON NURSING AND REHABILITATION CENTER	LIBERTY COUNTY HOSPITAL DISTRICT NO 1	\$	767,014.84	\$	206,114.12	\$	269,959.68	\$	227,643.90	\$	264,527.55	\$	1,735,260.09
103768	JEFFERSON	1942761705	NSGO	FOCUSED CARE AT SUMMER PLACE	CHAMBERS COUNTY PUBLIC HOSPITAL DISTRICT NO 1A	\$	954,843.04	\$	256,400.40	\$	337,014.04	\$	374,861.36	\$	348,344.15	\$	2,271,462.99
107141	JEFFERSON	1639700461	NSGO	BONNE VIE	TYLER COUNTY HOSPITAL DISTRICT	\$	110,113.04	\$	29,615.24	\$	27,584.54	\$	43,329.68	\$	38,582.85	\$	249,225.35
4072	LUBBOCK	1457879124	PRIVATE	BENDER TERRACE OF LUBBOCK	MPD BENDER TERRACE OF LUBBOCK LLC	\$	-	\$	178,512.39	\$	168,344.54	\$	-	\$	62,810.93	\$	409,667.86
4235	LUBBOCK	1841563038	NSGO	SOUTHERN SPECIALTY REHAB & NURSING	WEST WHARTON COUNTY HOSPITAL DISTRICT	\$	-	\$	248,570.81	\$	277,021.12	\$	82,150.00	\$	115,238.30	\$	722,980.23
4283	LUBBOCK	1306042973	NSGO	BROWNFIELD REHABILITATION AND CARE CENTER	STRATFORD HOSPITAL DISTRICT	\$	406,347.32	\$	109,124.47	\$	30,030.35	\$	123,413.36	\$	118,812.76	\$	787,728.26
4321	LUBBOCK	1356587463	PRIVATE	SLATON CARE CENTER	SLATON I ENTERPRISES LLC	\$	-	\$	146,470.05	\$	177,660.23	\$	-	\$	59,042.14	\$	383,172.42
4332	LUBBOCK	1578968707	NSGO	RALLS NURSING HOME	CHILDRESS COUNTY HOSPITAL DISTRICT	\$	354,783.01	\$	95,248.36	\$	62,451.76	\$	107,771.28	\$	110,866.52	\$	731,120.93
4347	LUBBOCK	1659353589	NSGO	LUBBOCK HOSPITALITY NURSING AND REHABILITATION CENTER	STRATFORD HOSPITAL DISTRICT	\$	685,753.93	\$	184,158.25	\$	206,552.72	\$	208,384.32	\$	228,628.70	\$	1,513,477.92
4348	LUBBOCK	1760720684	NSGO	LEGACY REHABILITATION AND LIVING	STRATFORD HOSPITAL DISTRICT	\$	1,075,312.87	\$	288,828.66	\$	404,850.62	\$	326,627.84	\$	374,063.04	\$	2,469,683.03
4370	LUBBOCK	1578769147	NSGO	CROSBYTON NURSING AND REHABILITATION CENTER	BOOKER HOSPITAL DISTRICT	\$	192,723.75	\$	39,663.67	\$	9,841.44	\$	58,591.52	\$	53,213.41	\$	354,033.79
4383	LUBBOCK	1063509248	NSGO	HILLSIDE HEIGHTS REHABILITATION SUITES	STRATFORD HOSPITAL DISTRICT	\$	758,903.30	\$	203,858.90	\$	153,657.28	\$	297,908.09	\$	255,940.66	\$	1,670,268.23
4450	LUBBOCK	1285762286	NSGO	PLAINVIEW HEALTHCARE CENTER	STRATFORD HOSPITAL DISTRICT	\$	291,227.00	\$	73,986.78	\$	65,309.63	\$	114,263.77	\$	98,628.89	\$	643,416.07
4491	LUBBOCK	1053624817	NSGO	MI CASITA NURSING AND REHABILITATION	HANSFORD COUNTY HOSPITAL DISTRICT	\$	432,557.75	\$	116,148.18	\$	163,047.99	\$	131,366.96	\$	150,476.97	\$	993,597.85
4509	LUBBOCK	1790222693	PRIVATE	ARBOR GRACE WELLNESS CENTER	PDM OPERATORS LLC	\$	-	\$	126,809.70	\$	109,159.14	\$	-	\$	42,032.07	\$	278,000.91
4514	LUBBOCK	1174957732	NSGO	LOCKNEY HEALTH AND REHABILITATION CENTER	CHILDRESS COUNTY HOSPITAL DISTRICT	\$	198,376.98	\$	35,637.50	\$	54,875.61	\$	60,314.80	\$	61,245.90	\$	410,450.79
4559	LUBBOCK	1164856803</															

100947	LUBBOCK	1255736526	NSGO	THE MILDRED & SHIRLEY L GARRISON GERIATRIC EDUCATION AND CAR	BOOKER HOSPITAL DISTRICT	\$	639,328.92	\$	171,652.62	\$	257,650.24	\$	250,969.15	\$	238,248.02	\$	1,557,848.95
102587	LUBBOCK	1063461994	NSGO	THE PLAZA AT LUBBOCK	HANSFORD COUNTY HOSPITAL DISTRICT	\$	627,851.15	\$	168,740.35	\$	220,752.44	\$	246,515.09	\$	228,733.93	\$	1,492,592.96
105212	LUBBOCK	1568928505	NSGO	WINDMILL NURSING & REHAB CENTER	CITY OF ENNIS	\$	763,699.98	\$	205,229.38	\$	173,345.43	\$	152,950.00	\$	230,306.61	\$	1,525,531.40
203	MRSA CENTRAL	1669994018	NSGO	FOCUSED CARE AT BRENHAM	HAMILTON COUNTY HOSPITAL DISTRICT	\$	808,839.68	\$	55,068.44	\$	100,639.65	\$	92,584.53	\$	100,200.20	\$	657,332.50
4013	MRSA CENTRAL	1841704152	NSGO	FOCUSED CARE AT HAMILTON	HAMILTON COUNTY HOSPITAL DISTRICT	\$	286,979.04	\$	77,209.92	\$	108,382.86	\$	85,844.66	\$	99,967.94	\$	658,384.42
4025	MRSA CENTRAL	1508813601	NSGO	CRESTVIEW HEALTHCARE RESIDENCE	CORVELL COUNTY MEMORIAL HOSPITAL AUTHORITY	\$	845,123.04	\$	75,659.52	\$	149,015.07	\$	331,630.56	\$	254,855.09	\$	1,656,283.28
4029	MRSA CENTRAL	1871991802	NSGO	WOODLAND SPRINGS NURSING CENTER	SOUTH LIMESTONE HOSPITAL DISTRICT	\$	888,379.20	\$	224,919.72	\$	179,448.52	\$	266,047.50	\$	278,641.71	\$	1,837,436.65
4051	MRSA CENTRAL	1063760361	PRIVATE	STEPHENVILLE NURSING AND REHABILITATION	TICKNOR ENTERPRISES STEPHENVILLE LLC	\$	-	\$	28,372.32	\$	23,284.94	\$	-	\$	9,796.34	\$	61,453.60
4059	MRSA CENTRAL	1528624228	NSGO	SUNSET HOME	BOSSQUE COUNTY HOSPITAL DISTRICT	\$	630,702.72	\$	74,965.80	\$	174,437.46	\$	188,716.36	\$	190,894.07	\$	1,259,716.41
4094	MRSA CENTRAL	1366563793	NSGO	GOLDEN YEARS NURSING AND REHABILITATION CENTER	Fannin County Hospital Authority	\$	358,607.52	\$	96,279.84	\$	126,354.64	\$	140,931.36	\$	131,254.85	\$	853,428.21
4222	MRSA CENTRAL	1346281573	NSGO	LAMPASAS NURSING AND REHABILITATION CENTER	DEWITT MEDICAL DISTRICT	\$	310,700.16	\$	83,256.48	\$	101,635.62	\$	91,094.78	\$	106,104.42	\$	692,791.46
4230	MRSA CENTRAL	1487061875	NSGO	WESTERN HILLS HEALTHCARE RESIDENCE	CORVELL COUNTY MEMORIAL HOSPITAL AUTHORITY	\$	424,654.56	\$	113,954.40	\$	128,373.12	\$	166,512.96	\$	151,075.30	\$	984,570.34
4260	MRSA CENTRAL	1619969417	NSGO	WELLINGTON REHABILITATION AND HEALTHCARE	EASTLAND MEMORIAL HOSPITAL DISTRICT	\$	318,142.08	\$	43,021.67	\$	88,177.17	\$	125,117.28	\$	103,901.54	\$	678,359.74
4273	MRSA CENTRAL	1407992654	NSGO	WILL-O-BELL	CHAMBERS COUNTY PUBLIC HOSPITAL DISTRICT NO 1A	\$	548,376.48	\$	49,147.68	\$	151,521.45	\$	109,869.90	\$	153,381.25	\$	1,012,296.76
4294	MRSA CENTRAL	1013310861	NSGO	HOMESTEAD NURSING AND REHABILITATION OF ITASCA	EASTLAND MEMORIAL HOSPITAL DISTRICT	\$	513,027.36	\$	137,675.52	\$	193,425.27	\$	153,598.09	\$	179,106.16	\$	1,176,832.40
4314	MRSA CENTRAL	1952584757	PRIVATE	MADISONVILLE CARE CENTER	MADISONVILLE II ENTERPRISES LLC	\$	-	\$	113,277.05	\$	160,670.99	\$	-	\$	47,312.38	\$	321,260.42
4390	MRSA CENTRAL	1609997279	NSGO	LAKE SHORE VILLAGE HEALTHCARE CENTER	FANNIN COUNTY HOSPITAL AUTHORITY	\$	1,067,450.40	\$	286,979.04	\$	347,751.45	\$	319,611.73	\$	362,925.81	\$	2,384,718.43
4401	MRSA CENTRAL	1932245065	NSGO	CREEKSIDE TERRACE REHABILITATION	SOUTH LIMESTONE HOSPITAL DISTRICT	\$	673,958.88	\$	180,931.68	\$	85,122.38	\$	264,653.28	\$	217,631.55	\$	1,422,297.77
4411	MRSA CENTRAL	1033508387	NSGO	GOLDTHWAITE HEALTH & REHAB CENTER	HAMILTON COUNTY HOSPITAL DISTRICT	\$	329,304.96	\$	88,372.80	\$	132,559.20	\$	129,303.36	\$	123,198.99	\$	802,739.31
4425	MRSA CENTRAL	1588071971	NSGO	FAIRVIEW HEALTHCARE RESIDENCE	CORVELL COUNTY MEMORIAL HOSPITAL AUTHORITY	\$	433,491.84	\$	116,280.00	\$	75,513.02	\$	129,831.18	\$	135,940.59	\$	891,056.63
4430	MRSA CENTRAL	1649651373	NSGO	COLUMBUS OAKS HEALTHCARE COMMUNITY	SWEENEY HOSPITAL DISTRICT	\$	332,095.68	\$	37,265.28	\$	92,658.96	\$	66,444.00	\$	93,814.52	\$	1,272,788.44
4434	MRSA CENTRAL	1750723102	PRIVATE	THE HILLTOP ON MAIN	MSL MERIDIAN LLC	\$	-	\$	39,535.20	\$	109,922.41	\$	-	\$	28,113.83	\$	177,571.44
4455	MRSA CENTRAL	1699013599	NSGO	TEXAN NURSING & REHAB OF GONZALES	GONZALES HEALTHCARE SYSTEMS	\$	414,887.04	\$	111,163.68	\$	166,978.08	\$	124,155.50	\$	146,178.32	\$	963,362.62
4545	MRSA CENTRAL	1316308463	NSGO	LLANO NURSING AND REHABILITATION CENTER	UVALDE COUNTY HOSPITAL AUTHORITY	\$	585,586.08	\$	157,210.56	\$	162,869.97	\$	175,236.62	\$	192,777.68	\$	1,273,680.91
4558	MRSA CENTRAL	1528458924	NSGO	HIGH HOLE CARE CENTER OF BRENHAM	SOUTH LIMESTONE HOSPITAL DISTRICT	\$	603,260.64	\$	152,669.92	\$	227,841.03	\$	180,557.57	\$	209,012.70	\$	1,373,341.86
4566	MRSA CENTRAL	1497305395	NSGO	STEVENS HEALTHCARE OF YOAKUM	WEST WHARTON COUNTY HOSPITAL DISTRICT	\$	657,679.68	\$	108,036.54	\$	165,371.26	\$	196,875.15	\$	201,842.65	\$	1,329,805.28
4574	MRSA CENTRAL	1891118501	NSGO	WESTVIEW MANOR AND REHABILITATION CENTER	CORVELL COUNTY MEMORIAL HOSPITAL AUTHORITY	\$	862,797.60	\$	128,616.80	\$	172,684.00	\$	258,243.44	\$	255,820.18	\$	1,676,162.02
4627	MRSA CENTRAL	1902272747	NSGO	SHADY OAK NURSING AND REHABILITATION CENTER	CITIZENS MEDICAL CENTER COUNTY OF VICTORIA	\$	329,304.96	\$	88,372.80	\$	82,545.99	\$	96,657.82	\$	108,322.26	\$	705,233.83
4649	MRSA CENTRAL	1619572484	PRIVATE	NAVASOTA NURSING & REHABILITATION	NAVASOTA ENTERPRISES, LLC	\$	-	\$	183,897.71	\$	233,373.98	\$	-	\$	76,057.14	\$	493,338.83
4701	MRSA CENTRAL	1861813958	NSGO	STEVENS NURSING AND REHABILITATION CENTER OF HALLETTSVILLE	CITIZENS MEDICAL CENTER COUNTY OF VICTORIA	\$	765,122.40	\$	205,583.04	\$	288,585.67	\$	300,467.52	\$	282,843.94	\$	1,847,602.57
4746	MRSA CENTRAL	1083021570	NSGO	THE MANOR HEALTHCARE RESIDENCE	CORVELL COUNTY MEMORIAL HOSPITAL AUTHORITY	\$	336,281.76	\$	90,233.28	\$	92,989.42	\$	67,393.20	\$	104,920.63	\$	691,798.29
4748	MRSA CENTRAL	1346292638	PRIVATE	REGENCY MANOR HEALTHCARE CENTER	SLP REGENCY MANOR, LLC	\$	-	\$	205,583.04	\$	212,983.80	\$	-	\$	75,044.25	\$	493,611.09
4750	MRSA CENTRAL	1891292116	NSGO	HILLVIEW NURSING AND REHABILITATION	HAMILTON COUNTY HOSPITAL DISTRICT	\$	166,512.96	\$	44,651.52	\$	37,769.40	\$	-	\$	50,016.93	\$	352,594.35
4759	MRSA CENTRAL	1255372488	NSGO	YORKTOWN NURSING AND REHABILITATION CENTER	DEWITT MEDICAL DISTRICT	\$	266,978.88	\$	71,628.48	\$	13,269.81	\$	104,652.00	\$	83,026.10	\$	539,555.27
4776	MRSA CENTRAL	1861445397	PRIVATE	JEFFREY PLACE HEALTHCARE CENTER	SLP JEFFREY PLACE, LLC	\$	-	\$	208,838.88	\$	159,043.38	\$	-	\$	63,423.44	\$	431,305.70
4785	MRSA CENTRAL	1295370880	PRIVATE	TLC WEST NURSING AND REHABILITATION	CARADAY TEMPLE WEST, LLC	\$	-	\$	188,492.59	\$	186,473.23	\$	-	\$	68,710.97	\$	443,676.79
4800	MRSA CENTRAL	1497876965	NSGO	GREENVIEW MANOR	Fannin County Hospital Authority	\$	847,448.64	\$	227,443.68	\$	212,775.60	\$	332,560.80	\$	295,238.51	\$	1,915,467.23
4837	MRSA CENTRAL	1669880118	NSGO	QUALITY CARE OF WACO	CORVELL COUNTY MEMORIAL HOSPITAL AUTHORITY	\$	1,079,078.40	\$	289,769.76	\$	326,165.42	\$	432,724.32	\$	384,055.44	\$	2,502,793.34
4851	MRSA CENTRAL	1659970655	NSGO	FREDERICKSBURG NURSING AND REHABILITATION	VAL VERDE COUNTY HOSPITAL DISTRICT	\$	393,026.40	\$	105,582.24	\$	118,954.46	\$	117,770.36	\$	131,585.90	\$	866,919.36
4857	MRSA CENTRAL	1881974319	PRIVATE	HERITAGE HOUSE NURSING AND REHABILITATION	ROSEBUD I ENTERPRISES LLC	\$	-	\$	108,372.96	\$	121,306.52	\$	-	\$	42,058.79	\$	271,738.27
4860	MRSA CENTRAL	1407190903	NSGO	GLEN ROSE NURSING AND REHAB CENTER	SOMERVILLE COUNTY HOSPITAL DISTRICT	\$	700,470.72	\$	187,908.48	\$	140,939.34	\$	139,085.94	\$	208,382.93	\$	1,376,787.41
4868	MRSA CENTRAL	1629359580	NSGO	MEKIA LTC NURSING AND REHABILITATION	SOUTH LIMESTONE HOSPITAL DISTRICT	\$	425,584.80	\$	114,419.52	\$	149,782.65	\$	127,348.07	\$	146,331.94	\$	963,466.98
4883	MRSA CENTRAL	1750702627	NSGO	GANADO NURSING AND REHABILITATION CENTER	CITIZENS MEDICAL CENTER COUNTY OF VICTORIA	\$	580,469.76	\$	155,815.20	\$	116,977.69	\$	116,277.00	\$	173,266.50	\$	1,142,806.15
4903	MRSA CENTRAL	1558984278	NSGO	LB1 MEDICAL CENTER	HAMILTON COUNTY HOSPITAL DISTRICT	\$	340,467.84	\$	91,628.64	\$	119,744.94	\$	133,489.44	\$	124,401.76	\$	809,732.62
4906	MRSA CENTRAL	1386213197	PRIVATE	CARADAY OF LAMPASAS	CARADAY LAMPASAS, LLC	\$	-	\$	100,473.50	\$	126,102.94	\$	-	\$	41,117.05	\$	267,693.49
4907	MRSA CENTRAL	1447205646	NSGO	CENTERVILLE HEALTHCARE CENTER	LIBERTY COUNTY HOSPITAL DISTRICT NO 1	\$	274,885.92	\$	73,954.08	\$	41,765.44	\$	82,297.36	\$	84,435.41	\$	557,338.21
4909	MRSA CENTRAL	1497788269	NSGO	GROESBECK LTC NURSING AND REHABILITATION	SOUTH LIMESTONE HOSPITAL DISTRICT	\$	544,190.40	\$	146,047.68	\$	151,305.24	\$	213,490.08	\$	190,666.85	\$	1,245,700.25
4910	MRSA CENTRAL	1457304891	NSGO	HAMILTON HEALTHCARE CENTER	HAMILTON COUNTY HOSPITAL DISTRICT	\$	180,931.68	\$	48,372.48	\$	30,086.44	\$	54,273.69	\$	56,457.09	\$	370,121.38
4919	MRSA CENTRAL	1053665612	PRIVATE	WHISPERING OAKS REHAB & NURSING	WHISPERING OAKS SNF LLC	\$	-	\$	160,001.28	\$	195,085.88	\$	-	\$	63,697.78	\$	418,784.94
4922	MRSA CENTRAL	1275171910	NSGO	DE LEON NURSING AND REHABILITATION	WEST WHARTON COUNTY HOSPITAL DISTRICT	\$	-	\$	131,163.84	\$	171,651.30	\$	45,480.68	\$	65,807.62	\$	414,103.44
4952	MRSA CENTRAL	1063054823	PRIVATE	FORTRESS NURSING AND REHABILITATION	COLLEGE STATION I ENTERPRISES, LLC	\$	-	\$	157,068.92	\$	188,272.21	\$	-	\$	62,304.79	\$	407,645.92
4962	MRSA CENTRAL	1497172514	NSGO	MULBERRY MANOR	STEPHENS MEMORIAL HOSPITAL DISTRICT	\$	740,005.92	\$	198,606.24	\$	222,401.37	\$	290,700.00	\$	264,672.46	\$	1,716,385.99
5013	MRSA CENTRAL	1780002535	NSGO	TEAGUE NURSING AND REHABILITATION	SOUTH LIMESTONE HOSPITAL DISTRICT	\$	329,304.96	\$	88,372.80	\$	66,920.85	\$	129,303.36	\$	110,952.86	\$	724,854.83
5132	MRSA CENTRAL	1770128365	PRIVATE	TLC EAST NURSING AND REHABILITATION	CARADAY TEMPLE EAST, LLC	\$	-	\$	320,467.68	\$	390,801.98	\$	-	\$	127,774.44	\$	839,044.10
5134	MRSA CENTRAL	1265046809	NSGO	KINGSLAND HILLS CARE CENTER	FANNIN COUNTY HOSPITAL AUTHORITY	\$	574,888.32	\$	81,519.28	\$	101,194.86	\$	172,044.05	\$	165,701.76	\$	1,095,348.27
5161	MRSA CENTRAL	1841495504	NSGO	BREMONT NURSING AND REHABILITATION CENTER	LIBERTY COUNTY HOSPITAL DISTRICT NO 1	\$	383,258.88	\$	91,124.21	\$	48,514.33	\$	150,698.88	\$	122,293.31	\$	795,889.61
5212	MRSA CENTRAL	1639556822	NSGO	RIDGECREST RETIREMENT AND HEALTHCARE COMMUNITY	EASTLAND MEMORIAL HOSPITAL DISTRICT	\$	452,561.76	\$	87,278.40	\$	92,092.56	\$	90,465.24	\$	129,485.85	\$	851,883.81
5216	MRSA CENTRAL	1417130212	NSGO	FRANKLIN NURSING HOME	WEST WHARTON COUNTY HOSPITAL DISTRICT	\$	-	\$	140,001.12	\$	196,910.41	\$	-	\$	61,513.72	\$	398,425.25
5235	MRSA CENTRAL	1578656294	NSGO	PARK PLACE MANOR	SOUTH LIMESTONE HOSPITAL DISTRICT	\$	638,144.64	\$	132,370.14	\$	224,741.98	\$	250,699.68	\$	226,001.60	\$	1,471,958.04
5262	MRSA CENTRAL	1104233592	NSGO	WINDSOR HEALTHCARE RESIDENCE	CORVELL COUNTY MEMORIAL HOSPITAL AUTHORITY	\$	429,305.76	\$	112,078.64	\$	129,813.12	\$	125,863.78	\$	144,241.32	\$	901,602.62
5268	MRSA CENTRAL	1790320398	NSGO	WESTERN HILLS NURSING AND REHABILITATION	Stratford Hospital District	\$	-	\$	193,024.80	\$	252,885.06	\$	67,006.73	\$	96,169.45	\$	609,086.04
5283	MRSA CENTRAL	1386274082	PRIVATE	LILY SPRINGS REHABILITATION AND HEALTHCARE CENTER	NEXION HEALTH AT LAMPASAS, INC	\$	-	\$	127,442.88	\$	166,831.08	\$	-	\$	53,344.78	\$	347,618.74
5297	MRSA CENTRAL	1033167408	NSGO	HALLETTSVILLE REHABILITATION AND NURSING CENTER	WINNIESTOWELL HOSPITAL DISTRICT	\$	381,863.52	\$	102,326.40	\$	124,478.36	\$	149,768.64	\$	137,527.46	\$	895,964.38
5302	MRSA CENTRAL	1801217997	NSGO	SOUTHBROOKE MANOR NURSING AND REHABILITATION CENTER	CITIZENS MEDICAL CENTER COUNTY OF VICTORIA	\$	1,019,077.92	\$	253,955.68	\$	384,672.33	\$	305,067.80	\$	355,774.85	\$	2,338,548.58
5306	MRSA CENTRAL	1114208005	PRIVATE	CHEROKEE ROSE NURSING AND REHABILITATION	GLEN ROSE I ENTERPRISES LLC	\$	-	\$	123,721.92	\$	149,627.12	\$	-	\$	50,052.10	\$	323,401.14
5314	MRSA CENTRAL	1528489614	NSGO	CUERO													

107017	MRSA CENTRAL	1700307964	NSGO	KILLEEN NURSING & REHABILITATION	CITY OF ENNIS	\$	354,421.44	\$	95,349.60	\$	115,452.74	\$	106,064.27	\$	120,200.11	\$	791,488.16
110216	MRSA CENTRAL	1841693793	NSGO	HOMESTEAD NURSING AND REHABILITATION OF HILLSBORO	EASTLAND MEMORIAL HOSPITAL DISTRICT	\$	474,422.40	\$	127,442.88	\$	154,765.13	\$	142,246.73	\$	160,915.44	\$	1,059,792.58
110400	MRSA CENTRAL	1912372459	NSGO	ROCKDALE ESTATES & REHABILITATION	CITY OF ENNIS	\$	-	\$	48,334.46	\$	35,121.24	\$	70,602.00	\$	26,837.49	\$	180,895.19
4009	MRSA NORTHEAST	1326539255	PRIVATE	ATHENS HEALTHCARE AND REHABILITATION CENTER	LOH OPS ATHENS LLC	\$	-	\$	94,242.26	\$	71,721.36	\$	-	\$	30,415.83	\$	196,379.45
4060	MRSA NORTHEAST	1326283086	PRIVATE	MULLICAN CARE CENTER	MULLICAN SCC LLC	\$	-	\$	138,968.47	\$	168,377.26	\$	-	\$	55,546.28	\$	362,892.01
4074	MRSA NORTHEAST	180148537	PRIVATE	DENISON NURSING AND REHAB	MSL DENISON, LLC	\$	-	\$	38,798.19	\$	174,591.90	\$	-	\$	38,631.19	\$	252,021.28
4154	MRSA NORTHEAST	1932517026	NSGO	GARRISON NURSING HOME & REHABILITATION CENTER	WINNIESTOWELL HOSPITAL DISTRICT	\$	671,644.35	\$	180,530.40	\$	270,795.60	\$	263,669.40	\$	250,992.30	\$	1,637,632.05
4170	MRSA NORTHEAST	1962496836	NSGO	COLONIAL PINES HEALTHCARE CENTER	LIBERTY COUNTY HOSPITAL DISTRICT NO 1	\$	611,665.50	\$	164,496.40	\$	201,965.98	\$	239,915.40	\$	219,791.36	\$	1,437,834.69
4180	MRSA NORTHEAST	1922181460	PRIVATE	ANDERSON NURSING CENTER	LOH OPS GRAND SALINE LLC	\$	-	\$	109,268.45	\$	61,984.08	\$	-	\$	30,625.13	\$	201,877.61
4209	MRSA NORTHEAST	1053556712	CLOSED	WHITESBORO HEALTH AND REHABILITATION CENTER	WHITESBORO SCC LLC	\$	-	\$	94,694.25	\$	145,022.50	\$	-	\$	40,914.12	\$	280,630.87
4267	MRSA NORTHEAST	1831691922	NSGO	FOCUSED CARE AT CLARKSVILLE	CHAMBERS COUNTY PUBLIC HOSPITAL DISTRICT NO 1A	\$	390,159.45	\$	98,830.47	\$	107,880.21	\$	153,213.30	\$	135,729.56	\$	885,812.99
4271	MRSA NORTHEAST	1205239266	NSGO	HOMESTEAD NURSING AND REHABILITATION OF COLLINSVILLE	JACK COUNTY HOSPITAL DISTRICT	\$	242,884.65	\$	65,323.50	\$	73,308.28	\$	73,275.93	\$	81,233.95	\$	536,026.31
4304	MRSA NORTHEAST	1952748956	PRIVATE	CHEROKEE TRAILS NURSING HOME	RUSK NURSING & REHAB CENTER LLC	\$	-	\$	130,341.36	\$	97,555.14	\$	-	\$	40,639.52	\$	268,536.02
4308	MRSA NORTHEAST	1902163686	NSGO	STILLHOUSE REHABILITATION AND HEALTHCARE CENTER	FANNIN COUNTY HOSPITAL AUTHORITY	\$	780,318.90	\$	209,629.05	\$	314,146.65	\$	306,426.60	\$	291,543.76	\$	1,902,064.96
4319	MRSA NORTHEAST	1780637512	CLOSED	LINDALE HEALTHCARE CENTER	CITY OF ENNIS	\$	163,019.40	\$	40,046.07	\$	64,566.00	\$	55,600.89	\$	56,254.36	\$	379,486.72
4320	MRSA NORTHEAST	1396330510	NSGO	HOLIDAY NURSING & REHABILITATION	FANNIN COUNTY HOSPITAL AUTHORITY	\$	483,987.75	\$	65,713.87	\$	195,376.65	\$	145,641.60	\$	159,445.83	\$	1,050,165.70
4335	MRSA NORTHEAST	1588218200	NSGO	RENAISSANCE CARE CENTER	DALLAS COUNTY HOSPITAL DISTRICT	\$	497,646.30	\$	133,616.25	\$	100,360.65	\$	195,376.65	\$	167,816.58	\$	1,094,816.43
4344	MRSA NORTHEAST	1396399010	NSGO	BEACON HILL	DALLAS COUNTY HOSPITAL DISTRICT	\$	653,828.85	\$	175,779.60	\$	180,750.18	\$	256,543.20	\$	229,347.13	\$	1,496,248.96
4346	MRSA NORTHEAST	1679902282	NSGO	TEXOMA HEALTHCARE CENTER	FANNIN COUNTY HOSPITAL AUTHORITY	\$	531,495.75	\$	142,524.00	\$	186,959.21	\$	159,750.63	\$	182,519.07	\$	1,203,248.66
4369	MRSA NORTHEAST	1952354318	PRIVATE	JACKSONVILLE HEALTHCARE CENTER	SLP JACKSONVILLE LLC	\$	-	\$	84,920.55	\$	127,677.75	\$	-	\$	38,492.47	\$	251,090.77
4376	MRSA NORTHEAST	1447668538	NSGO	GOLDEN VILLA	WINNIESTOWELL HOSPITAL DISTRICT	\$	654,422.70	\$	175,779.60	\$	263,669.40	\$	257,137.05	\$	244,497.69	\$	1,595,506.44
4396	MRSA NORTHEAST	1407385750	NSGO	WOOD MEMORIAL NURSING AND REHABILITATION CENTER	CITY OF ENNIS	\$	707,869.20	\$	190,032.00	\$	122,710.80	\$	277,921.80	\$	235,676.30	\$	1,534,210.10
4418	MRSA NORTHEAST	1245639632	NSGO	ADVANCED REHABILITATION AND HEALTHCARE OF BOWIE	NOCONA HOSPITAL DISTRICT	\$	1,152,069.00	\$	309,395.85	\$	315,648.45	\$	452,513.70	\$	403,710.80	\$	2,633,337.80
4428	MRSA NORTHEAST	1386184190	NSGO	WHITEHALL REHAB & NURSING	CORVELL COUNTY MEMORIAL HOSPITAL AUTHORITY	\$	514,274.10	\$	138,367.05	\$	129,809.69	\$	201,909.00	\$	177,145.78	\$	1,161,505.62
4441	MRSA NORTHEAST	1942676928	NSGO	LARKSPUR	GILMER ENTERPRISES, LLC	\$	769,629.60	\$	195,748.84	\$	153,353.17	\$	154,975.23	\$	228,543.05	\$	1,502,249.89
4470	MRSA NORTHEAST	1144821182	PRIVATE	GILMER NURSING & REHABILITATION	GILMER ENTERPRISES, LLC	\$	-	\$	127,677.75	\$	143,911.88	\$	-	\$	48,798.20	\$	320,387.83
4484	MRSA NORTHEAST	1629486717	NSGO	MARSHALL MANOR NURSING & REHABILITATION CENTER	WINNIESTOWELL HOSPITAL DISTRICT	\$	771,411.15	\$	207,253.65	\$	130,583.55	\$	302,863.50	\$	288,007.69	\$	1,880,119.54
4495	MRSA NORTHEAST	1073849469	PRIVATE	CLARKSVILLE NURSING CENTER	CLARKSVILLE SNF LLC	\$	-	\$	166,871.85	\$	156,096.76	\$	-	\$	59,181.96	\$	382,150.57
4541	MRSA NORTHEAST	1922388669	PRIVATE	CARTHAGE LTC PARTNERS INC	CARTHAGE LTC PARTNERS INC	\$	-	\$	148,462.50	\$	209,129.58	\$	-	\$	64,179.86	\$	421,771.04
4553	MRSA NORTHEAST	1487992889	NSGO	PONDEROSA NURSING AND REHABILITATION CENTER	NACOGDOCHES COUNTY HOSPITAL DISTRICT	\$	497,646.30	\$	44,538.75	\$	113,303.53	\$	45,638.88	\$	128,772.81	\$	829,900.27
4552	MRSA NORTHEAST	1992031322	PRIVATE	HENDERSON HEALTH & REHABILITATION CENTER	HENDERSON SNF LLC	\$	-	\$	257,730.90	\$	238,451.56	\$	-	\$	91,533.31	\$	587,715.77
4565	MRSA NORTHEAST	1881192268	NSGO	GAINESVILLE NURSING & REHAB	COUNTY OF THROCKMORTON	\$	392,534.85	\$	45,871.20	\$	-	\$	79,162.20	\$	92,677.55	\$	610,245.80
4568	MRSA NORTHEAST	1922445105	PRIVATE	J. JIREH DBA WINDSOR PLACE	J. JIREH LLC	\$	-	\$	38,798.19	\$	152,260.42	\$	-	\$	34,695.85	\$	225,754.04
4584	MRSA NORTHEAST	1366498537	PRIVATE	PALESTINE HEALTHCARE CENTER	SLP PALESTINE LLC	\$	-	\$	200,127.45	\$	149,630.26	\$	-	\$	63,502.33	\$	413,260.46
4586	MRSA NORTHEAST	1194713941	PRIVATE	PARIS HEALTHCARE CENTER	SLP PARIS LLC	\$	-	\$	147,274.80	\$	54,029.07	\$	-	\$	37,035.24	\$	238,339.11
4608	MRSA NORTHEAST	1033316203	NSGO	MEADOWBROOK CARE CENTER	DALLAS COUNTY HOSPITAL DISTRICT	\$	432,916.65	\$	103,915.93	\$	108,934.37	\$	169,841.10	\$	147,784.64	\$	963,392.69
4614	MRSA NORTHEAST	1942818489	PRIVATE	DIBOLL NURSING AND REHAB	SLP DIBOLL, LLC	\$	-	\$	103,329.90	\$	123,059.56	\$	-	\$	40,782.55	\$	267,172.01
4617	MRSA NORTHEAST	1861938284	NSGO	FOCUSED CARE AT LINDEN	CHAMBERS COUNTY PUBLIC HOSPITAL DISTRICT NO 1A	\$	311,771.25	\$	83,732.85	\$	109,892.32	\$	122,333.10	\$	113,948.11	\$	741,677.63
4633	MRSA NORTHEAST	1356338503	NSGO	ROSE TRAIL NURSING AND REHABILITATION CENTER	HOPKINS COUNTY HOSPITAL DISTRICT	\$	765,472.65	\$	175,962.90	\$	194,142.00	\$	152,791.76	\$	231,084.43	\$	1,519,453.74
4634	MRSA NORTHEAST	1710008263	NSGO	PARK HIGHLANDS NURSING & REHABILITATION CENTER	FANNIN COUNTY HOSPITAL AUTHORITY	\$	815,949.90	\$	219,130.65	\$	202,555.63	\$	320,085.15	\$	283,482.26	\$	1,841,203.59
4671	MRSA NORTHEAST	1851842116	NSGO	VAN HEALTHCARE	SOUTH LIMESTONE HOSPITAL DISTRICT	\$	125,782.86	\$	106,299.15	\$	109,551.62	\$	39,640.60	\$	70,020.69	\$	451,294.92
4730	MRSA NORTHEAST	1871907675	NSGO	MARSHALL MANOR WEST	WINNIESTOWELL HOSPITAL DISTRICT	\$	666,299.70	\$	178,748.85	\$	268,420.20	\$	261,294.00	\$	248,629.48	\$	1,623,392.23
4749	MRSA NORTHEAST	1962597011	NSGO	PITTSBURG NURSING CENTER	CITY OF ENNIS	\$	332,556.00	\$	89,671.35	\$	92,406.34	\$	97,501.80	\$	110,335.59	\$	722,471.08
4769	MRSA NORTHEAST	1760013809	NSGO	LAKEVIEW REHABILITATION AND HEALTHCARE CENTER	WEST WHARTON COUNTY HOSPITAL DISTRICT	\$	302,269.65	\$	81,357.45	\$	121,739.25	\$	118,770.00	\$	112,963.93	\$	737,100.28
4771	MRSA NORTHEAST	1376061747	NSGO	KENNEDY HEALTH & REHAB	CHAMBERS COUNTY PUBLIC HOSPITAL DISTRICT NO 1A	\$	771,411.15	\$	207,253.65	\$	153,695.75	\$	302,863.50	\$	260,489.06	\$	1,695,713.11
4777	MRSA NORTHEAST	1932742616	NSGO	CRESTWOOD HEALTH & REHABILITATION CENTER	EASTLAND MEMORIAL HOSPITAL DISTRICT	\$	501,209.40	\$	134,803.95	\$	201,909.00	\$	196,564.35	\$	187,284.09	\$	1,270,770.79
4787	MRSA NORTHEAST	1144771494	NSGO	WHISPERING PINES NURSING AND REHAB	TITUS COUNTY HOSPITAL DISTRICT	\$	324,242.10	\$	82,310.69	\$	98,088.10	\$	127,083.90	\$	114,575.86	\$	746,300.65
4798	MRSA NORTHEAST	1073927018	NSGO	ROSE HAVEN RETREAT	WINNIESTOWELL HOSPITAL DISTRICT	\$	314,146.65	\$	84,326.70	\$	126,490.05	\$	123,520.80	\$	117,385.74	\$	765,869.94
4802	MRSA NORTHEAST	1477093284	CLOSED	COMMUNITY CARE CENTER OF CROCKETT	CORVELL COUNTY MEMORIAL HOSPITAL AUTHORITY	\$	-	\$	17,341.70	\$	29,408.64	\$	-	\$	8,266.16	\$	55,016.50
4803	MRSA NORTHEAST	1114985900	NSGO	TWIN OAKS HEALTH & REHABILITATION CENTER	LIBERTY COUNTY HOSPITAL DISTRICT NO 1	\$	223,895.10	\$	149,056.35	\$	139,275.14	\$	106,437.34	\$	114,346.01	\$	733,009.94
4817	MRSA NORTHEAST	1932517190	NSGO	GRACE CARE CENTER OF NOCONA	NOCONA HOSPITAL DISTRICT	\$	362,842.35	\$	97,391.40	\$	63,623.61	\$	109,231.20	\$	113,213.07	\$	746,301.63
4830	MRSA NORTHEAST	1265033203	PRIVATE	SEVEN OAKS NURSING & REHABILITATION	BONHAM I ENTERPRISES, LLC	\$	-	\$	136,585.50	\$	154,159.45	\$	-	\$	52,045.53	\$	342,790.48
4855	MRSA NORTHEAST	1760689293	NSGO	THE TERRACE AT DENISON	DALLAS COUNTY HOSPITAL DISTRICT	\$	669,862.80	\$	179,936.55	\$	220,074.42	\$	201,622.59	\$	227,485.73	\$	1,498,982.09
4858	MRSA NORTHEAST	1659516532	PRIVATE	HONEY GROVE NURSING CENTER	HG SCC LLC	\$	-	\$	115,582.86	\$	182,778.43	\$	-	\$	54,108.10	\$	352,469.39
4863	MRSA NORTHEAST	1306043583	NSGO	RIVER VALLEY HEALTH & REHABILITATION CENTER	DALLAS COUNTY HOSPITAL DISTRICT	\$	360,466.95	\$	96,797.55	\$	63,404.18	\$	108,320.94	\$	112,172.36	\$	741,161.98
4864	MRSA NORTHEAST	144779881	PRIVATE	FOCUSED CARE AT SHERMAN	FPACP SHERMAN LLC	\$	-	\$	188,250.45	\$	228,658.50	\$	-	\$	77,278.71	\$	494,187.66
4873	MRSA NORTHEAST	1447851480	PRIVATE	BIRCHWOOD NURSING & REHABILITATION	COOPER I ENTERPRISES, LLC	\$	-	\$	125,302.35	\$	152,842.88	\$	-	\$	50,514.36	\$	328,659.59
4927	MRSA NORTHEAST	1538157300	PRIVATE	CARTHAGE HEALTHCARE CENTER	SLP CARTHAGE, LLC	\$	-	\$	118,770.00	\$	54,942.75	\$	-	\$	31,856.43	\$	205,659.18
4935	MRSA NORTHEAST	1417493404	PRIVATE	FOCUSED CARE OF CENTER	FPACP TIMPSON LLC	\$	-	\$	138,960.90	\$	156,110.78	\$	-	\$	53,489.22	\$	348,560.90
4958	MRSA NORTHEAST	1235326349	PRIVATE	BRENTWOOD TERRACE HEALTHCARE AND REHABILITATION CENTER	DIVERSICARE PARIS LLC	\$	-	\$	221,256.62	\$	196,641.79	\$	-	\$	76,943.60	\$	494,842.01
4959	MRSA NORTHEAST	1023455060	PRIVATE	THE SPRINGS	J ORI LLC	\$	-	\$	25,931.46	\$	81,528.96	\$	-	\$	18,649.89	\$	126,110.31
4996	MRSA NORTHEAST	1669425476	PRIVATE	OVERTON HEALTHCARE CENTER	SLP OVERTON, LLC	\$	-	\$	125,896.20	\$	129,655.78	\$	-	\$	46,413.91	\$	301,965.89
5015	MRSA NORTHEAST	1912997222	PRIVATE	HAVENCARE NURSING & REHABILITATION CENTER, LLC	HAVENCARE NURSING & REHABILITATION CENTER LLC	\$	-	\$	180,530.40	\$	118,149.60	\$	-	\$	54,668.53	\$	353,348.53
5020	MRSA NORTHEAST	1134665516	PRIVATE	FOCUSED CARE AT MOUNT PLEASANT	FPACP MOUNT PLEASANT LLC	\$	-	\$	146,656.27	\$	202,951.14	\$	-	\$	63,657.78	\$	413,265.19
5034	MRSA NORTHEAST	1033191879	PRIVATE	ELKHART OAKS CARE CENTER	LOH ELKHART LLC	\$	-	\$	141,930.15	\$	159,281.38	\$	-	\$	54,066.87	\$	355,278.40
5043	MRSA NORTHEAST	1487253365	PRIVATE	NORTH STAR RANCH REHABILITATION AND HEALTHCARE CENTER	NEXION HEALTH AT BONHAM, INC	\$	-	\$	96,797.55	\$	144,899.40	\$	-	\$	43,797.51	\$	285,494.46
5060	MRSA NORTHEAST	1982093548	NSGO	SUNNY SPRINGS NURSING & REHAB	NOCONA HOSPITAL DISTRICT	\$	520,212.60	\$	123,466.65	\$	170,739.08	\$	20				

5229	MRSA NORTHEAST	1134546096	NSGO	BRIARCLIFF HEALTH CENTER	SOUTH LIMESTONE HOSPITAL DISTRICT	\$	1,182,355.35	\$	299,462.67	\$	265,947.21	\$	355,911.66	\$	377,499.86	\$	2,481,176.75
5237	MRSA NORTHEAST	1447244116	NSGO	SOUTH PLACE REHABILITATION AND SKILLED NURSING	FANNIN COUNTY HOSPITAL AUTHORITY	\$	632,450.25	\$	169,841.10	\$	127,380.85	\$	248,229.30	\$	213,093.68	\$	1,390,995.18
5238	MRSA NORTHEAST	1275916090	NSGO	THE ARBORS HEALTHCARE AND REHABILITATION CENTER	WEST WHARTON COUNTY HOSPITAL DISTRICT	\$	-	\$	127,083.90	\$	130,273.97	\$	43,419.36	\$	57,110.14	\$	37,887.37
5250	MRSA NORTHEAST	1477096675	PRIVATE	OAK BROOK HEALTH CARE CENTER	WHITEHOUSE SNF LLC	\$	-	\$	243,478.50	\$	365,217.75	\$	-	\$	110,160.43	\$	718,856.68
5253	MRSA NORTHEAST	1639314560	NSGO	SOUTHLAND REHABILITATION AND HEALTHCARE CENTER	LIBERTY COUNTY HOSPITAL DISTRICT NO 1	\$	803,479.05	\$	216,161.40	\$	285,847.05	\$	241,674.03	\$	275,417.14	\$	1,827,578.67
5288	MRSA NORTHEAST	1124495486	NSGO	MAGNOLIA PLACE	FANNIN COUNTY HOSPITAL AUTHORITY	\$	660,361.20	\$	177,561.15	\$	149,686.88	\$	259,512.45	\$	225,81.06	\$	1,472,302.74
5292	MRSA NORTHEAST	1710442785	NSGO	PECAN TREE REHAB AND HEALTHCARE CENTER	CITY OF ENNIS	\$	743,500.20	\$	199,533.60	\$	299,894.25	\$	232,923.96	\$	262,564.64	\$	1,729,416.65
5293	MRSA NORTHEAST	1528504529	PRIVATE	FOCUSED CARE OF GILMER	FPAC UPHUR LLC	\$	-	\$	125,945.25	\$	164,060.05	\$	-	\$	51,551.73	\$	341,557.03
5305	MRSA NORTHEAST	1568045383	PRIVATE	WESTWARD TRAILS NURSING AND REHABILITATION	WESTWARD I ENTERPRISES, LLC	\$	-	\$	111,663.55	\$	121,640.62	\$	-	\$	42,421.47	\$	275,725.64
5326	MRSA NORTHEAST	1144806471	NSGO	LEGEND OAKS HEALTHCARE AND REHABILITATION CENTER GLADEWAT	FANNIN COUNTY HOSPITAL AUTHORITY	\$	677,582.85	\$	177,105.21	\$	273,171.00	\$	266,044.80	\$	252,445.45	\$	1,646,349.31
5329	MRSA NORTHEAST	1639163595	NSGO	BRIARCLIFF SKILLED NURSING FACILITY	LIBERTY COUNTY HOSPITAL DISTRICT NO 1	\$	558,812.85	\$	150,244.05	\$	184,464.04	\$	168,398.10	\$	189,516.27	\$	1,251,417.31
5345	MRSA NORTHEAST	1134113947	NSGO	HERITAGE PLAZA NURSING CENTER	FANNIN COUNTY HOSPITAL AUTHORITY	\$	574,252.95	\$	154,401.00	\$	203,142.24	\$	172,949.40	\$	197,111.89	\$	1,301,857.48
5346	MRSA NORTHEAST	1790779452	NSGO	REUNION PLAZA SENIOR CARE AND REHABILITATION CENTER	FANNIN COUNTY HOSPITAL AUTHORITY	\$	723,903.15	\$	194,188.95	\$	200,191.78	\$	284,454.15	\$	254,019.22	\$	1,656,757.25
5360	MRSA NORTHEAST	1457859589	NSGO	LEGACY AT TOWN CREEK	LIBERTY COUNTY HOSPITAL DISTRICT NO 1	\$	1,176,416.85	\$	315,928.20	\$	473,892.30	\$	354,091.14	\$	415,451.08	\$	2,735,779.57
5374	MRSA NORTHEAST	1891263695	PRIVATE	WHISPERING PINES LODGE	LONGVIEW III ENTERPRISES, LLC	\$	-	\$	222,186.19	\$	196,364.58	\$	-	\$	75,308.33	\$	493,859.10
5386	MRSA NORTHEAST	1093176968	NSGO	LEGEND HEALTHCARE AND REHABILITATION - PARIS	FANNIN COUNTY HOSPITAL AUTHORITY	\$	775,568.10	\$	208,441.35	\$	312,365.10	\$	304,645.05	\$	289,774.79	\$	1,890,794.39
5390	MRSA NORTHEAST	1770970543	NSGO	PARK PLACE NURSING & REHABILITATION CENTER	HOPKINS COUNTY HOSPITAL DISTRICT	\$	629,481.00	\$	169,247.25	\$	237,422.68	\$	189,334.08	\$	219,904.85	\$	1,445,389.86
100023	MRSA NORTHEAST	1736630831	PRIVATE	SUMMIT NURSING & REHAB OF SAN AUGUSTINE	SUMMIT LTC SAN AUGUSTINE LLC	\$	-	\$	65,512.63	\$	168,780.82	\$	-	\$	42,773.54	\$	277,066.99
101006	MRSA NORTHEAST	1598221442	NSGO	THE WATERTON AT COWHORN CREEK	CITY OF ENNIS	\$	213,786.00	\$	53,635.45	\$	53,635.16	\$	64,173.33	\$	69,698.38	\$	458,896.32
102588	MRSA NORTHEAST	1093765026	NSGO	THE HOMESTEAD OF SHERMAN	DALLAS COUNTY HOSPITAL DISTRICT	\$	573,065.25	\$	51,269.04	\$	116,909.11	\$	172,494.27	\$	162,498.27	\$	1,076,235.94
103330	MRSA NORTHEAST	1255512067	PRIVATE	HUNTINGTON HEALTH CARE & REHABILITATION CENTER	HUNTINGTON HEALTH CARE & REHABILITATION CENTER LTD	\$	-	\$	54,040.35	\$	76,312.30	\$	-	\$	23,505.81	\$	153,858.46
103421	MRSA NORTHEAST	1306026729	NSGO	HERITAGE HOUSE OF MARSHALL HEALTH & REHABILITATION CENTER	NACOGDOCHES COUNTY HOSPITAL DISTRICT	\$	584,348.40	\$	156,776.40	\$	131,647.21	\$	175,680.18	\$	188,132.86	\$	1,236,585.05
103454	MRSA NORTHEAST	1707752172	NSGO	PROVIDENCE PARK REHABILITATION AND SKILLED NURSING	SOUTH LIMESTONE HOSPITAL DISTRICT	\$	447,169.05	\$	119,957.70	\$	134,250.96	\$	134,718.48	\$	150,491.97	\$	986,588.16
104417	MRSA NORTHEAST	1649402603	NSGO	TRUCARE LIVING CENTERS	FANNIN COUNTY HOSPITAL AUTHORITY	\$	669,268.95	\$	179,936.55	\$	200,565.87	\$	263,075.55	\$	238,273.34	\$	1,551,120.26
104599	MRSA NORTHEAST	1487159095	NSGO	THE HEIGHTS OF TYLER	LIBERTY COUNTY HOSPITAL DISTRICT NO 1	\$	688,272.15	\$	180,271.15	\$	277,327.95	\$	270,201.75	\$	255,920.15	\$	1,671,993.15
104845	MRSA NORTHEAST	1417255233	NSGO	CANTON OAKS	DALLAS COUNTY HOSPITAL DISTRICT	\$	550,498.95	\$	147,868.65	\$	138,910.83	\$	216,161.40	\$	190,031.30	\$	1,243,471.13
105966	MRSA NORTHEAST	1861818635	NSGO	TREKVO TRANSITIONAL CARE	HOPKINS COUNTY HOSPITAL DISTRICT	\$	652,641.15	\$	175,185.75	\$	263,075.55	\$	196,161.03	\$	230,448.00	\$	1,517,511.48
106794	MRSA NORTHEAST	1710435383	NSGO	TRINITY REHABILITATION & HEALTHCARE CENTER	CHAMBERS COUNTY PUBLIC HOSPITAL DISTRICT NO 1A	\$	223,287.60	\$	129,992.96	\$	78,272.38	\$	65,220.64	\$	70,157.51	\$	456,931.09
110205	MRSA NORTHEAST	1093133476	NSGO	LEGACY AT JACKSONVILLE	NACOGDOCHES COUNTY HOSPITAL DISTRICT	\$	410,944.20	\$	110,456.10	\$	145,499.91	\$	123,795.36	\$	141,013.45	\$	931,709.02
110230	MRSA NORTHEAST	1780124594	NSGO	ADVANCED REHABILITATION AND HEALTHCARE OF ATHENS	CORVELL COUNTY MEMORIAL HOSPITAL AUTHORITY	\$	378,282.45	\$	101,548.35	\$	123,702.40	\$	113,782.50	\$	128,071.23	\$	845,386.93
127	MRSA WEST	1720100050	NSGO	ALPINE TERRACE	UVALDE COUNTY HOSPITAL AUTHORITY	\$	364,148.26	\$	97,981.64	\$	46,960.14	\$	142,931.98	\$	117,658.22	\$	769,680.24
170	MRSA WEST	1720623622	NSGO	MEADOW CREEK NURSING AND REHABILITATION	STRATFORD HOSPITAL DISTRICT	\$	265,661.56	\$	71,213.46	\$	53,536.36	\$	79,684.92	\$	84,029.48	\$	554,125.78
4026	MRSA WEST	1403245483	NSGO	ELECTRA HEALTHCARE CENTER	NOCONA HOSPITAL DISTRICT	\$	254,550.24	\$	68,688.16	\$	89,399.18	\$	-	\$	100,001.88	\$	92,902.84
4028	MRSA WEST	1649251026	NSGO	CORONADO NURSING CENTER	EASTLAND MEMORIAL HOSPITAL DISTRICT	\$	794,459.38	\$	213,640.38	\$	281,145.73	\$	239,054.76	\$	272,337.76	\$	1,800,638.01
4075	MRSA WEST	1285617597	NSGO	MENARD MANOR	MENARD COUNTY HOSPITAL DISTRICT	\$	177,276.06	\$	16,961.03	\$	26,761.32	\$	34,321.98	\$	47,410.30	\$	302,730.69
4079	MRSA WEST	1205841160	NSGO	COON MEMORIAL HOME	DALLAMHARTLEY COUNTIES HOSPITAL DISTRICT	\$	439,907.26	\$	92,389.44	\$	111,337.22	\$	-	\$	116,504.96	\$	760,138.88
4095	MRSA WEST	1194720839	NSGO	WEST COKE COUNTY HOSPITAL DISTRICT DBA ROBERT LEE CARE CENTE	WEST COKE COUNTY HOSPITAL DISTRICT	\$	227,277.00	\$	61,112.26	\$	45,500.24	\$	66,702.45	\$	72,261.65	\$	472,853.60
4124	MRSA WEST	1619298908	NSGO	CARE NURSING & REHABILITATION	HAMILTON COUNTY HOSPITAL DISTRICT	\$	429,301.00	\$	115,153.68	\$	151,053.78	\$	168,690.04	\$	156,591.52	\$	1,020,790.02
4164	MRSA WEST	1285272922	PRIVATE	DEERINGS NURSING AND REHABILITATION	ODESSA I ENTERPRISES, LLC	\$	-	\$	197,983.52	\$	167,608.80	\$	-	\$	65,536.87	\$	431,129.19
4200	MRSA WEST	1295934354	PRIVATE	COURTYARD GARDENS	MCCASKILL HEALTH CARE LLC	\$	-	\$	49,832.60	\$	127,461.30	\$	-	\$	31,408.69	\$	208,702.59
4202	MRSA WEST	1477507374	NSGO	KENT COUNTY NURSING HOME	KENT COUNTY	\$	344,450.92	\$	36,135.18	\$	54,651.44	\$	-	\$	78,862.70	\$	514,100.24
4205	MRSA WEST	1699811794	NSGO	WILLOW SPRINGS HEALTH & REHABILITATION CENTER	CHILDRESS COUNTY HOSPITAL DISTRICT	\$	569,202.62	\$	144,191.64	\$	72,140.60	\$	170,974.44	\$	171,198.72	\$	1,127,708.02
4210	MRSA WEST	1817752073	NSGO	PARK VIEW NURSING CARE CENTER	MULESHOE AREA HOSPITAL DISTRICT	\$	364,653.32	\$	32,660.56	\$	81,923.79	\$	142,931.98	\$	113,351.61	\$	735,321.26
4216	MRSA WEST	1528240975	NSGO	AMISTAD NURSING AND REHABILITATION CENTER	VAL VERDE COUNTY HOSPITAL DISTRICT	\$	990,927.72	\$	266,166.62	\$	223,593.97	\$	290,174.50	\$	322,743.52	\$	2,093,606.33
4221	MRSA WEST	1306832092	NSGO	MITCHELL COUNTY NURSING AND REHABILITATION CENTER	MITCHELL COUNTY HOSPITAL DISTRICT	\$	487,382.90	\$	130,810.54	\$	183,780.15	\$	48,591.59	\$	153,795.96	\$	1,004,361.14
4247	MRSA WEST	1831593029	NSGO	HOMESTEAD NURSING AND REHABILITATION OF BAIRD	STEPHENS MEMORIAL HOSPITAL DISTRICT	\$	245,964.22	\$	66,162.86	\$	80,034.15	\$	96,466.46	\$	88,492.01	\$	577,119.70
4248	MRSA WEST	1647987610	PRIVATE	BRAZOS VALLEY CARE HOME	SLP KNOX CITY, LLC	\$	-	\$	127,780.18	\$	131,547.45	\$	-	\$	46,966.84	\$	306,294.47
4250	MRSA WEST	1306249362	NSGO	CISCO NURSING & REHABILITATION	EASTLAND MEMORIAL HOSPITAL DISTRICT	\$	416,169.44	\$	111,618.26	\$	114,103.42	\$	125,329.68	\$	137,417.54	\$	904,638.34
4266	MRSA WEST	1720076417	NSGO	CROSS COUNTRY HEALTHCARE CENTER	HAMILTON COUNTY HOSPITAL DISTRICT	\$	590,920.20	\$	158,588.84	\$	207,431.93	\$	177,550.38	\$	203,372.62	\$	1,337,863.97
4272	MRSA WEST	1689084840	NSGO	FOCUSED CARE AT CRANE	MCCULLOCH COUNTY HOSPITAL DISTRICT	\$	655,567.88	\$	136,796.37	\$	198,109.79	\$	257,580.60	\$	225,554.19	\$	1,473,608.83
4280	MRSA WEST	1932652070	NSGO	FOCUSED CARE AT HOGAN PARK	MIDLAND COUNTY HOSPITAL DISTRICT	\$	743,448.32	\$	156,412.10	\$	280,493.45	\$	291,924.68	\$	266,653.69	\$	1,738,932.24
4327	MRSA WEST	1396285268	NSGO	RIISING STAR NURSING CENTER	MCCULLOCH COUNTY HOSPITAL DISTRICT	\$	231,822.54	\$	62,122.38	\$	76,006.80	\$	67,833.00	\$	79,232.17	\$	517,016.89
4345	MRSA WEST	1245639525	NSGO	ADVANCED REHABILITATION AND HEALTHCARE OF VERNON	BAYLOR COUNTY HOSPITAL DISTRICT	\$	883,855.00	\$	237,378.20	\$	333,071.98	\$	346,976.22	\$	326,058.62	\$	2,147,340.02
4351	MRSA WEST	1770143521	PRIVATE	BUENA VIDA NURSING & REHAB ODESSA	ODESSA I ENTERPRISES, LLC	\$	-	\$	217,175.80	\$	325,763.70	\$	-	\$	98,239.19	\$	641,778.69
4358	MRSA WEST	112462432	NSGO	WINTERS HEALTHCARE AND REHABILITATION CENTER	NORTH RUNNELS COUNTY HOSPITAL	\$	193,437.98	\$	17,340.38	\$	29,844.95	\$	-	\$	43,431.97	\$	284,055.28
4361	MRSA WEST	1740301209	NSGO	PAMPA NURSING CENTER	Fannin County Hospital Authority	\$	337,885.14	\$	90,910.80	\$	111,081.40	\$	101,733.66	\$	114,666.91	\$	756,277.91
4384	MRSA WEST	1831507094	NSGO	GRACE CARE CENTER OF HENRIETTA	NOCONA HOSPITAL DISTRICT	\$	333,844.66	\$	89,900.68	\$	59,159.74	\$	131,315.60	\$	110,745.00	\$	724,965.68
4386	MRSA WEST	1881722890	NSGO	IOWA PARK HEALTHCARE CENTER	CHILDRESS COUNTY HOSPITAL DISTRICT	\$	158,588.84	\$	40,001.92	\$	9,932.16	\$	47,578.86	\$	46,093.51	\$	302,195.29
4395	MRSA WEST	1205235520	NSGO	CLYDE NURSING CENTER	PALO PINTO COUNTY HOSPITAL DISTRICT	\$	313,137.20	\$	84,345.02	\$	110,097.51	\$	122,729.58	\$	114,085.61	\$	744,394.92
4399	MRSA WEST	1811949456	PRIVATE	HOMEPLACE MANOR	SLP HAMLIN LLC	\$	-	\$	46,970.58	\$	65,748.05	\$	-	\$	20,438.04	\$	133,156.67
4412	MRSA WEST	1104221894	NSGO	PALO DURO NURSING HOME	CHILDRESS COUNTY HOSPITAL DISTRICT	\$	492,938.56	\$	70,215.98	\$	161,678.25	\$	148,152.06	\$	155,256.76	\$	1,028,241.61
4413	MRSA WEST	1780618835	NSGO	EVERGREEN HEALTHCARE CENTER	NOCONA HOSPITAL DISTRICT	\$	261,621.08	\$	70,203.34	\$	66,291.15	\$	78,524.46	\$	84,960.10	\$	561,600.13
4414	MRSA WEST	1669746210	PRIVATE	GREAT PLAINS NURSING AND REHABILITATION	DUMAS I ENTERPRISES LLC	\$	-	\$	154,548.36	\$	216,851.12	\$	-	\$	67,277.60	\$	438,677.08
4421	MRSA WEST	1861891186	NSGO	SEYMOUR REHABILITATION AND HEALTHCARE	BAYLOR COUNTY HOSPITAL DISTRICT	\$	321,723.22	\$	86,365.26	\$	88,327.06	\$	126,265.00	\$	112,979.12	\$	735,659.66
4463	MRSA WEST	1386615920	PRIVATE	SENIOR VILLAGE NURSING HOME	MISSIONARY BAPTIST FOUNDATION OF AMERICA, INC	\$	-	\$	22,896.04	\$	94,991.92	\$	-	\$	20,936.65	\$	138,824.61
4493	MRSA WEST	1225159809	NSGO	HILLTOP VILLAGE													

4815	MRSA WEST	1215925920	NSGO	ARBOR TERRACE HEALTHCARE CENTER	STRATFORD HOSPITAL DISTRICT	\$	689,406.90	\$	185,357.02	\$	190,397.65	\$	207,335.52	\$	227,355.14	\$	1,499,852.23
4835	MRSA WEST	1346540267	NSGO	CENTRAL TEXAS NURSING & REHABILITATION	VAL VERDE COUNTY HOSPITAL DISTRICT	\$	395,461.98	\$	106,062.60	\$	110,358.26	\$	155,558.48	\$	138,523.14	\$	905,964.46
4870	MRSA WEST	1306246145	NSGO	GRACE CARE CENTER OF OLNEY	OLNEY/HAMILTON HOSPITAL DISTRICT	\$	338,390.20	\$	86,077.20	\$	93,620.49	\$	101,733.66	\$	110,500.92	\$	730,322.47
4879	MRSA WEST	1477158244	PRIVATE	UNIVERSITY PARK NURSING & REHABILITATION	WICHITA FALLS I ENTERPRISES, LLC	\$	-	\$	254,045.18	\$	236,411.06	\$	-	\$	88,090.30	\$	578,546.54
4881	MRSA WEST	1245839414	PRIVATE	BROWNWOOD NURSING & REHABILITATION	BROWNWOOD V ENTERPRISES, LLC	\$	-	\$	204,549.30	\$	307,076.48	\$	-	\$	92,597.32	\$	604,223.10
4888	MRSA WEST	1396798583	NSGO	JACKSBORO HEALTHCARE CENTER	JACK COUNTY HOSPITAL DISTRICT	\$	178,791.24	\$	47,980.70	\$	39,901.66	\$	53,767.98	\$	57,665.77	\$	378,107.35
4889	MRSA WEST	1598768681	NSGO	STERLING COUNTY NURSING HOME	STERLING COUNTY	\$	194,953.16	\$	52,526.24	\$	58,708.65	\$	76,769.12	\$	69,941.67	\$	452,898.84
4896	MRSA WEST	1629021803	NSGO	GARDEN TERRACE HEALTHCARE CENTER	COUNTY OF THROCKMORTON	\$	137,682.74	\$	85,355.14	\$	63,890.10	\$	124,749.82	\$	107,147.97	\$	698,825.77
4900	MRSA WEST	1609945708	NSGO	BRONTE HEALTH AND REHAB CENTER	EAST COKE COUNTY HOSPITAL DISTRICT	\$	215,155.56	\$	19,128.28	\$	16,630.25	\$	64,598.94	\$	55,795.11	\$	371,372.14
4918	MRSA WEST	1447619663	PRIVATE	CLARENDON NURSING HOME	CLARENDON NH OPERATIONS LTD	\$	-	\$	145,188.14	\$	-	\$	-	\$	26,310.87	\$	171,499.01
4930	MRSA WEST	1053881326	PRIVATE	STAMFORD RESIDENCE AND REHABILITATION CENTER	Stamford ManagementCo LLC	\$	-	\$	65,856.12	\$	95,728.06	\$	-	\$	29,811.75	\$	191,395.93
4931	MRSA WEST	1487890596	PRIVATE	WELLINGTON CARE CENTER	WELLINGTON I ENTERPRISES LLC	\$	-	\$	109,654.81	\$	130,684.28	\$	-	\$	43,653.77	\$	283,992.86
110493	MRSA WEST	1104870435	NSGO	THE WOODLANDS	EASTLAND MEMORIAL HOSPITAL DISTRICT	\$	445,462.92	\$	119,699.22	\$	122,753.08	\$	133,839.72	\$	146,498.95	\$	968,253.89
4948	MRSA WEST	1205017472	PRIVATE	CAMBRIDGE LTC PARTNERS INC	CAMBRIDGE LTC PARTNERS INC	\$	-	\$	115,153.68	\$	129,547.90	\$	-	\$	44,422.61	\$	289,124.19
4982	MRSA WEST	1841664349	NSGO	FOCUSED CARE AT MIDLAND	MIDLAND COUNTY HOSPITAL DISTRICT	\$	940,926.78	\$	252,530.00	\$	379,300.06	\$	369,198.86	\$	351,564.58	\$	2,293,520.28
5012	MRSA WEST	1710432877	NSGO	FOCUSED CARE AT ODESSA	MIDLAND COUNTY HOSPITAL DISTRICT	\$	435,866.78	\$	117,173.92	\$	153,261.81	\$	171,215.34	\$	159,245.94	\$	1,036,763.79
5022	MRSA WEST	1205884749	NSGO	PEARSALL NURSING AND REHABILITATION CENTER	VAL VERDE COUNTY HOSPITAL DISTRICT	\$	-	\$	351,521.76	\$	328,869.35	\$	130,446.52	\$	143,128.20	\$	953,965.83
5024	MRSA WEST	1629181565	NSGO	MCCAMEY CONVALESCENT CENTER	MCCAMEY COUNTY HOSPITAL DISTRICT	\$	273,237.46	\$	71,128.79	\$	75,716.85	\$	27,790.11	\$	81,231.35	\$	529,104.56
5033	MRSA WEST	1447811021	NSGO	THE OAKS AT RADFORD HILLS HEALTHCARE CENTER	EASTLAND MEMORIAL HOSPITAL DISTRICT	\$	656,578.00	\$	176,265.94	\$	198,488.58	\$	197,278.20	\$	219,532.94	\$	1,448,143.66
5040	MRSA WEST	1669424388	NSGO	CHILDRESS HEALTHCARE CENTER	CHILDRESS COUNTY HOSPITAL DISTRICT	\$	392,431.62	\$	105,557.54	\$	118,562.84	\$	117,980.10	\$	131,364.54	\$	865,896.64
5049	MRSA WEST	1760470181	NSGO	CORONADO HEALTHCARE CENTER	STRATFORD HOSPITAL DISTRICT	\$	323,238.40	\$	86,870.32	\$	89,464.09	\$	97,091.82	\$	106,919.47	\$	703,584.10
5064	MRSA WEST	1134205958	NSGO	CROCKETT COUNTY CARE CENTER	COUNTY OF CROCKETT	\$	226,771.94	\$	22,053.04	\$	79,819.20	\$	20,810.24	\$	64,650.81	\$	414,105.23
5066	MRSA WEST	157853477	NSGO	STONEWALL LIVING CENTER	STONEWALL MEMORIAL HOSPITAL	\$	186,872.20	\$	16,666.98	\$	65,989.51	\$	37,498.45	\$	54,653.19	\$	361,680.33
5069	MRSA WEST	1639619539	NSGO	CROWELL NURSING CENTER	CHILDRESS COUNTY HOSPITAL DISTRICT	\$	231,822.54	\$	62,122.38	\$	87,401.88	\$	90,910.80	\$	85,404.30	\$	557,661.90
5093	MRSA WEST	1518943216	NSGO	FARWELL CARE AND REHABILITATION CENTER	FARWELL COUNTY DISTRICT	\$	364,148.26	\$	70,960.03	\$	129,048.33	\$	70,384.93	\$	115,854.50	\$	750,396.05
5095	MRSA WEST	1235599887	NSGO	PRAIRIE ACRES	PARMER COUNTY HOSPITAL DISTRICT	\$	319,197.92	\$	28,620.08	\$	71,928.49	\$	-	\$	75,917.13	\$	495,663.62
5110	MRSA WEST	1558491506	NSGO	COLDWATER MANOR	STRATFORD HOSPITAL DISTRICT	\$	128,790.30	\$	26,850.20	\$	41,242.42	\$	38,682.00	\$	41,918.09	\$	277,483.01
5123	MRSA WEST	1619515350	NSGO	SIENNA NURSING AND REHABILITATION	WEST WHARTON COUNTY HOSPITAL DISTRICT	\$	-	\$	243,943.98	\$	295,649.02	\$	-	\$	98,691.76	\$	638,284.76
5131	MRSA WEST	1336385442	PRIVATE	MEMPHIS CONVALESCENT CENTER	MEMPHIS I ENTERPRISES LLC	\$	-	\$	92,931.04	\$	87,173.99	\$	-	\$	33,068.50	\$	213,173.53
5133	MRSA WEST	1356758304	NSGO	SNYDER OAKS CARE CENTER	UVALDE COUNTY HOSPITAL AUTHORITY	\$	614,152.96	\$	165,154.62	\$	61,869.86	\$	184,513.14	\$	182,966.92	\$	1,206,657.50
5155	MRSA WEST	1598726358	NSGO	MIDWESTERN HEALTHCARE CENTER	DECATUR COUNTY AUTHORITY	\$	521,726.98	\$	140,406.68	\$	196,536.08	\$	157,048.92	\$	181,758.79	\$	1,197,477.45
5156	MRSA WEST	1619113644	PRIVATE	MCLEAN CARE CENTER	MCLEAN I ENTERPRISES LLC	\$	-	\$	85,794.00	\$	102,274.66	\$	-	\$	34,237.60	\$	222,306.26
5164	MRSA WEST	1306251053	NSGO	FOCUSED CARE AT MONAHANS	MIDLAND COUNTY HOSPITAL DISTRICT	\$	373,744.40	\$	100,506.94	\$	123,170.12	\$	146,972.46	\$	134,055.54	\$	878,449.46
5167	MRSA WEST	1417259490	NSGO	WISTERIA PLACE	EASTLAND MEMORIAL HOSPITAL DISTRICT	\$	368,693.80	\$	98,991.76	\$	101,043.40	\$	108,155.95	\$	123,099.84	\$	799,984.75
5170	MRSA WEST	1396732939	NSGO	TEXHOMA CHRISTIAN CARE CENTER INC	OLNEY/HAMILTON HOSPITAL DISTRICT	\$	1,371,742.96	\$	339,922.07	\$	484,513.47	\$	538,393.96	\$	492,318.77	\$	3,226,891.23
5173	MRSA WEST	1447403118	NSGO	CONCHO HEALTH & REHABILITATION CENTER	VAL VERDE COUNTY HOSPITAL DISTRICT	\$	366,673.56	\$	98,486.70	\$	101,976.62	\$	110,243.70	\$	120,659.96	\$	798,004.54
5176	MRSA WEST	1528059433	NSGO	HANSFORD MANOR	HANSFORD COUNTY HOSPITAL DISTRICT	\$	295,965.16	\$	26,431.46	\$	60,322.78	\$	86,675.50	\$	84,988.05	\$	554,382.95
5178	MRSA WEST	1083115042	PRIVATE	WHEELER NURSING & REHABILITATION	TERREL INVESTMENTS LLC	\$	-	\$	84,345.02	\$	70,942.01	\$	-	\$	28,141.94	\$	183,428.97
5187	MRSA WEST	1659336840	NSGO	REAGAN COUNTY CARE CENTER	REAGAN HOSPITAL DISTRICT	\$	139,396.56	\$	13,509.97	\$	17,296.58	\$	12,769.92	\$	33,781.45	\$	216,754.48
5221	MRSA WEST	1063040703	NSGO	PARKS HEALTH CENTER	CITY OF ENNIS	\$	311,116.96	\$	83,839.96	\$	109,356.84	\$	122,224.52	\$	113,487.17	\$	740,025.45
5241	MRSA WEST	1659535441	NSGO	GRAHAM OAKS CARE CENTER	COUNTY OF THROCKMORTON	\$	540,919.26	\$	145,457.28	\$	177,486.12	\$	162,464.40	\$	183,424.41	\$	1,209,751.47
5246	MRSA WEST	1851476725	NSGO	TWIN OAKS MANOR	BOOKER HOSPITAL DISTRICT	\$	263,641.32	\$	23,569.48	\$	46,520.76	\$	26,268.70	\$	64,511.60	\$	424,151.86
5248	MRSA WEST	1447571732	NSGO	OAK RIDGE MANOR	HAMILTON COUNTY HOSPITAL DISTRICT	\$	610,112.48	\$	164,144.50	\$	198,868.89	\$	239,398.44	\$	220,242.63	\$	1,432,766.94
5249	MRSA WEST	1700991700	NSGO	MEMORIAL NURSING AND REHABILITATION CENTER	MOORE COUNTY HOSPITAL DISTRICT	\$	285,358.90	\$	25,589.72	\$	100,100.76	\$	112,123.32	\$	95,059.96	\$	618,232.66
5273	MRSA WEST	1679986897	NSGO	CEDAR HILLS GERIATRIC CENTER	UVALDE COUNTY HOSPITAL AUTHORITY	\$	849,005.86	\$	228,287.12	\$	278,131.93	\$	170,682.60	\$	272,075.58	\$	1,798,183.09
5277	MRSA WEST	1861887011	PRIVATE	COUNTRY TRAILS WELLNESS & REHABILITATION CENTER	CAMP HEALTHCARE PARTNERS LLC	\$	-	\$	67,852.18	\$	132,569.07	\$	-	\$	236,657.42	\$	-
5286	MRSA WEST	1184995037	PRIVATE	LA VIDA SERENA NURSING AND REHABILITATION	DEL RIO I ENTERPRISES LLC	\$	-	\$	207,579.66	\$	174,398.15	\$	-	\$	69,945.31	\$	451,923.12
5309	MRSA WEST	1043788268	NSGO	SONGBIRD LODGE	HAMILTON COUNTY HOSPITAL DISTRICT	\$	508,090.36	\$	136,360.20	\$	205,054.36	\$	199,498.70	\$	189,954.53	\$	1,238,964.15
5310	MRSA WEST	1487085478	NSGO	FOCUSED CARE AT FORT STOCKTON	MIDLAND COUNTY HOSPITAL DISTRICT	\$	731,326.88	\$	196,468.34	\$	258,540.11	\$	286,874.08	\$	266,690.83	\$	1,739,900.24
5332	MRSA WEST	1558350751	NSGO	MEMORIAL HEALTH CARE CENTER	SEMINOLE HOSPITAL DISTRICT OF GAINES COUNTY TEXAS	\$	411,118.84	\$	36,869.38	\$	103,856.28	\$	41,619.93	\$	107,258.64	\$	700,723.07
5347	MRSA WEST	1932649803	NSGO	WINDCREST HEALTH & REHABILITATION	PALO PINTO COUNTY HOSPITAL DISTRICT	\$	629,809.82	\$	169,195.10	\$	173,772.32	\$	247,479.40	\$	220,440.60	\$	1,440,697.24
5370	MRSA WEST	1811532401	NSGO	REGENCY HOUSE	STRATFORD HOSPITAL DISTRICT	\$	510,615.66	\$	136,871.26	\$	141,131.34	\$	200,508.82	\$	179,518.11	\$	1,168,645.19
5378	MRSA WEST	1134517311	NSGO	MESA SPRINGS HEALTHCARE CENTER	EASTLAND MEMORIAL HOSPITAL DISTRICT	\$	284,853.84	\$	76,769.12	\$	114,648.62	\$	112,123.32	\$	106,524.67	\$	694,919.57
100313	MRSA WEST	1295766798	NSGO	SAGECREST ALZHEIMERS CARE CENTER	SEMINOLE HOSPITAL DISTRICT OF GAINES COUNTY TEXAS	\$	408,088.48	\$	109,598.02	\$	51,600.11	\$	160,104.02	\$	131,121.17	\$	860,511.80
101351	MRSA WEST	1811051964	NSGO	PERMIAN RESIDENTIAL CARE CENTER	ANDREWS COUNTY HOSPITAL DISTRICT	\$	500,009.40	\$	95,724.54	\$	86,750.60	\$	196,468.34	\$	159,959.88	\$	1,038,912.76
102530	MRSA WEST	1023576774	NSGO	SAN ANGELO NURSING AND REHAB	ANSON HOSPITAL DISTRICT	\$	650,517.28	\$	145,407.64	\$	80,873.18	\$	64,874.26	\$	171,536.81	\$	1,113,209.17
102667	MRSA WEST	1487771011	NSGO	RIVER HILLS HEALTH AND REHABILITATION CENTER	UVALDE COUNTY HOSPITAL AUTHORITY	\$	554,555.88	\$	148,992.70	\$	181,747.41	\$	111,460.91	\$	177,521.29	\$	1,174,278.19
102868	MRSA WEST	1548653082	NSGO	MATADOR HEALTH AND REHABILITATION CENTER	CHILDRESS COUNTY HOSPITAL DISTRICT	\$	311,622.02	\$	79,605.30	\$	78,982.82	\$	122,224.52	\$	107,037.19	\$	699,478.85
103091	MRSA WEST	1155446836	NSGO	SENIOR CARE HEALTH & REHABILITATION CENTER - WICHITA FALLS	NOCONA HOSPITAL DISTRICT	\$	851,026.10	\$	76,264.06	\$	258,894.21	\$	255,688.02	\$	256,406.15	\$	1,698,278.54
103255	MRSA WEST	1588122238	NSGO	MIDLAND MEDICAL LODGE	NOCONA HOSPITAL DISTRICT	\$	586,879.72	\$	144,009.84	\$	148,441.41	\$	230,307.36	\$	200,294.84	\$	1,309,933.17
104320	MRSA WEST	1275863236	NSGO	SHINNERY OAKS COMMUNITY	YOAKUM COUNTY	\$	407,078.36	\$	97,152.48	\$	61,054.52	\$	78,592.36	\$	118,402.74	\$	762,280.46
104666	MRSA WEST	1156484859	NSGO	LAS PALMAS	COUNTY OF LA SALLE	\$	528,292.76	\$	133,915.22	\$	145,740.74	\$	158,983.02	\$	172,624.22	\$	1,139,555.96
106050	MRSA WEST	1215342316	NSGO	SILVER SPRINGS HEALTH & REHABILITATION CENTER	WINNESTOWELL HOSPITAL DISTRICT	\$	470,210.86	\$	126,265.00	\$	189,397.50	\$	141,189.30	\$	165,715.84	\$	1,092,778.50
106765	MRSA WEST	1023641024	NSGO	BRIGHTPOINT AT LYTLE LAKE	WEST WHARTON COUNTY HOSPITAL DISTRICT	\$	365,663.44	\$	95,173.17	\$	91,559.52	\$	109,856.88	\$	118,383.61	\$	780,636.62
110431	MRSA WEST	1659327930	NSGO	EDWARD ABRAHAM MEMORIAL HOME (previously 4437)	HEMPHILL COUNTY HOSPITAL DISTRICT	\$	244,449.04	\$	28,518.52	\$	49,839.58	\$	73,495.80	\$	70,734.61	\$	467,037.55
10420	NUCEES	1336392687	PRIVATE	MERIDIAN CARE OF ALICE	RJ MERIDIAN CARE OF ALICE LTD	\$	-	\$	274,582.55	\$	432,902.49	\$	-	\$	126,859.23	\$	834,344.27
4245	NUCEES	1366105918	NSGO	SAN RAFAEL NURSING AND REHABILITATION CENTER	BOOKER HOSPITAL DISTRICT	\$	880,7										

5331	NUECES	1497356430	PRIVATE	BLUEBONNET NURSING & REHABILITATION	KARNES I ENTERPRISES, LLC	\$	-	\$	131,503.45	\$	160,411.68	\$	-	\$	52,885.64	\$	344,800.77
5339	NUECES	1427646793	PRIVATE	LA BAHIA NURSING & REHABILITATION	GOLIAD ENTERPRISES, LLC	\$	-	\$	165,826.05	\$	171,673.90	\$	-	\$	60,539.69	\$	398,039.64
5351	NUECES	198216262	NSGO	RIVER RIDGE NURSING & REHABILITATION	WEST WHARTON COUNTY HOSPITAL DISTRICT	\$	836,912.70	\$	224,892.85	\$	273,011.07	\$	250,224.92	\$	284,702.15	\$	1,869,743.69
5391	NUECES	1586227278	NSGO	COASTAL PALMS NURSING & REHABILITATION	WEST WHARTON COUNTY HOSPITAL DISTRICT	\$	585,479.70	\$	157,245.40	\$	205,833.49	\$	175,127.04	\$	201,267.30	\$	1,324,952.93
5398	NUECES	1841254174	NSGO	KINGSVILLE NURSING AND REHABILITATION CENTER	DEWITT MEDICAL DISTRICT	\$	888,596.15	\$	238,661.80	\$	247,150.42	\$	348,813.40	\$	311,534.67	\$	2,034,756.44
100806	NUECES	1922092790	NSGO	GULF POINTE PLAZA	MEMORIAL MEDICAL CENTER	\$	305,111.95	\$	82,015.05	\$	122,922.80	\$	119,730.00	\$	114,169.36	\$	743,949.16
102375	NUECES	1073587812	NSGO	CIMARRON PLACE HEALTH & REHABILITATION CENTER	WINNIETOWELL HOSPITAL DISTRICT	\$	599,248.65	\$	161,036.85	\$	241,455.50	\$	235,269.45	\$	224,365.76	\$	1,461,376.21
102540	NUECES	1588075964	NSGO	GOLDEN CREEK HEALTHCARE AND REHABILITATION CENTER	MEMORIAL MEDICAL CENTER	\$	691,241.20	\$	185,781.05	\$	225,680.85	\$	206,747.20	\$	235,779.98	\$	1,545,230.28
102639	NUECES	1861442469	NSGO	CORPUS CHRISTI NURSING AND REHABILITATION CENTER	DEWITT MEDICAL DISTRICT	\$	851,679.40	\$	228,883.85	\$	343,226.00	\$	254,785.52	\$	300,566.50	\$	1,979,141.27
106267	NUECES	1932596343	NSGO	WINDSOR CALLEEN	DEWITT MEDICAL DISTRICT	\$	918,728.20	\$	246,843.35	\$	254,042.26	\$	360,586.85	\$	322,943.61	\$	2,103,144.27
274	TARRANT	1033153762	NSGO	CITYVIEW NURSING AND REHABILITATION CENTER	DECATUR HOSPITAL AUTHORITY	\$	1,294,325.00	\$	347,779.50	\$	333,465.08	\$	508,163.25	\$	448,870.56	\$	2,932,603.39
4002	TARRANT	1407253511	NSGO	DFW NURSING & REHAB	DECATUR HOSPITAL AUTHORITY	\$	744,518.25	\$	166,697.34	\$	167,460.62	\$	223,137.20	\$	233,061.34	\$	1,534,874.75
4069	TARRANT	1770972572	NSGO	MIRA VISTA COURT	DALLAS COUNTY HOSPITAL DISTRICT	\$	772,093.00	\$	207,092.00	\$	175,573.36	\$	230,861.18	\$	248,070.31	\$	1,633,689.85
4239	TARRANT	1881168136	PRIVATE	ARLINGTON VILLAS REHABILITATION AND HEALTHCARE CENTER	NEXT GEN SP, LLC	\$	-	\$	161,057.50	\$	271,236.94	\$	-	\$	81,892.02	\$	514,186.46
4240	TARRANT	1457950628	PRIVATE	NORTH POINTE NURSING & REHABILITATION	WATAUGA I ENTERPRISES, LLC	\$	-	\$	212,156.75	\$	218,444.89	\$	-	\$	78,131.80	\$	508,733.44
4276	TARRANT	1477153294	PRIVATE	GREENBRIER HEALTH CARE CENTER	SMYRNA MANAGEMENT, LLC	\$	-	\$	47,458.60	\$	188,453.40	\$	-	\$	41,701.58	\$	277,613.58
4296	TARRANT	1588263750	PRIVATE	COTTONWOOD NURSING & REHABILITATION	DENTON I ENTERPRISES, LLC	\$	-	\$	119,865.75	\$	156,857.11	\$	-	\$	50,329.49	\$	327,052.35
4311	TARRANT	1982238879	PRIVATE	PILOT POINT CARE CENTER	PILOT POINT HEALTHCARE OPERATIONS LLC	\$	-	\$	117,614.75	\$	76,309.88	\$	-	\$	36,057.51	\$	229,982.14
4316	TARRANT	1306404009	NSGO	TRINITY NURSING & REHAB OF GRANBURY	CITY OF ENNIS	\$	418,686.00	\$	112,550.00	\$	138,086.25	\$	164,323.00	\$	150,808.29	\$	984,453.54
4328	TARRANT	1760503106	NSGO	PEACH TREE PLACE	Fannin County Hospital Authority	\$	432,192.00	\$	115,926.50	\$	130,417.31	\$	169,387.75	\$	153,688.29	\$	1,001,611.85
4341	TARRANT	1194166132	NSGO	LA DORA NURSING AND REHABILITATION CENTER	FANNIN COUNTY HOSPITAL AUTHORITY	\$	527,296.75	\$	141,813.00	\$	159,959.22	\$	207,092.00	\$	186,599.20	\$	1,222,760.17
4357	TARRANT	152865636	NSGO	MANSFIELD NURSING & REHABILITATION CENTER	HAMILTON COUNTY HOSPITAL DISTRICT	\$	670,798.00	\$	180,080.00	\$	168,373.20	\$	200,823.48	\$	219,657.18	\$	1,439,731.86
4403	TARRANT	1861943110	PRIVATE	PECAN MANOR NURSING AND REHABILITATION	SUMMIT LTC KENNEDALE LLC	\$	-	\$	46,017.63	\$	76,691.64	\$	-	\$	22,047.95	\$	144,757.22
4483	TARRANT	1659976975	PRIVATE	HERITAGE PLACE OF DECATUR	DECATUR II ENTERPRISES, LLC	\$	-	\$	105,234.25	\$	138,102.30	\$	-	\$	43,720.69	\$	287,057.24
4516	TARRANT	1679160089	PRIVATE	KEENELAND NURSING & REHABILITATION	SUMMIT LTC WEATHERFORD II, LLC	\$	-	\$	52,058.20	\$	47,648.32	\$	-	\$	17,814.10	\$	117,520.62
4525	TARRANT	1588073597	NSGO	COLONIAL MANOR NURSING CENTER	CORVELL COUNTY MEMORIAL HOSPITAL AUTHORITY	\$	1,022,516.75	\$	274,622.00	\$	258,055.62	\$	305,955.43	\$	332,030.67	\$	2,193,180.47
4529	TARRANT	1306239587	PRIVATE	IMMANUEL HEALTHCARE	FORT WORTH SKILLED CARE LLC	\$	-	\$	183,456.50	\$	101,177.78	\$	-	\$	53,070.98	\$	337,705.26
4530	TARRANT	1699029413	NSGO	RICHLAND HILLS REHABILITATION AND HEALTHCARE CENTER	EASTLAND MEMORIAL HOSPITAL DISTRICT	\$	455,264.75	\$	118,644.01	\$	160,258.36	\$	136,456.98	\$	156,451.30	\$	1,027,075.40
4588	TARRANT	1407440316	PRIVATE	HURST PLAZA NURSING & REHAB	HURST NURSING AND REHAB CENTER, LLC	\$	-	\$	184,445.84	\$	249,438.95	\$	-	\$	512,513.86	\$	78,629.07
4606	TARRANT	1386043610	NSGO	BENBROOK NURSING & REHABILITATION CENTER	PALO PINTO COUNTY HOSPITAL DISTRICT	\$	647,725.25	\$	85,493.09	\$	145,839.84	\$	193,957.72	\$	193,009.27	\$	1,266,025.17
4612	TARRANT	1407023518	PRIVATE	ALVARADO LTC PARTNERS INC	ALVARADO LTC PARTNERS INC	\$	-	\$	205,966.50	\$	251,540.82	\$	-	\$	82,974.79	\$	540,482.11
4660	TARRANT	1104461516	PRIVATE	ARDEN PLACE OF RICHLAND HILLS	ALTAMONTE CARE OF RICHLAND HILLS, LLC	\$	-	\$	180,125.34	\$	253,237.50	\$	-	\$	78,437.08	\$	511,799.92
4688	TARRANT	1810118476	NSGO	DOWNTOWN HEALTH AND REHABILITATION CENTER	FANNIN COUNTY HOSPITAL AUTHORITY	\$	1,113,119.50	\$	298,820.25	\$	336,383.81	\$	333,418.47	\$	372,597.11	\$	2,544,339.14
4725	TARRANT	1528447638	PRIVATE	HERITAGE OAKS	GIBBONS TX MANAGEMENT LLC	\$	-	\$	216,080.36	\$	65,546.56	\$	-	\$	50,580.06	\$	332,206.98
4726	TARRANT	1609275981	NSGO	WHITE SETTLEMENT NURSING CENTER	PALO PINTO COUNTY HOSPITAL DISTRICT	\$	829,493.50	\$	222,849.00	\$	211,014.07	\$	325,832.25	\$	286,248.68	\$	1,875,437.50
4741	TARRANT	1649760877	NSGO	GLENVIEW WELLNESS & REHABILITATION	CORVELL COUNTY MEMORIAL HOSPITAL AUTHORITY	\$	499,159.25	\$	111,505.37	\$	114,097.21	\$	195,837.00	\$	166,745.74	\$	1,087,344.57
4770	TARRANT	1013519834	PRIVATE	VILLAGE CREEK NURSING & REHABILITATION LLC	VILLAGE CREEK NURSING & REHABILITATION LLC	\$	-	\$	221,160.75	\$	269,588.25	\$	-	\$	88,084.83	\$	578,833.83
4780	TARRANT	1619467842	NSGO	FT. WORTH WELLNESS & REHABILITATION	CORVELL COUNTY MEMORIAL HOSPITAL AUTHORITY	\$	627,466.25	\$	168,825.00	\$	173,289.32	\$	184,257.84	\$	209,287.86	\$	1,363,126.27
4799	TARRANT	1194728220	NSGO	DENTON REHABILITATION AND NURSING CENTER	DALLAS COUNTY HOSPITAL DISTRICT	\$	512,102.50	\$	49,131.86	\$	129,600.55	\$	153,192.27	\$	150,479.24	\$	994,506.42
4814	TARRANT	1316341407	NSGO	PARK VIEW CARE CENTER	JACK COUNTY HOSPITAL DISTRICT	\$	1,676,432.25	\$	450,200.00	\$	546,567.00	\$	657,854.75	\$	605,654.20	\$	3,936,708.20
4852	TARRANT	1377977017	NSGO	ARLINGTON RESIDENCE AND REHABILITATION CENTER	JACK COUNTY HOSPITAL DISTRICT	\$	704,000.25	\$	93,929.92	\$	248,584.14	\$	210,693.01	\$	224,326.79	\$	1,481,534.11
4865	TARRANT	1073634366	NSGO	WEATHERFORD HEALTH CARE CENTER	Fannin County Hospital Authority	\$	730,449.50	\$	97,986.40	\$	164,697.94	\$	218,846.10	\$	217,137.84	\$	1,429,117.78
4955	TARRANT	1568861888	NSGO	SANTA FE HEALTH & REHABILITATION CENTER	PALO PINTO COUNTY HOSPITAL DISTRICT	\$	707,939.50	\$	190,209.50	\$	195,674.14	\$	277,998.50	\$	248,631.65	\$	1,620,453.29
4960	TARRANT	1598164881	NSGO	WEDGEWOOD NURSING HOME	PALO PINTO COUNTY HOSPITAL DISTRICT	\$	904,902.00	\$	234,108.00	\$	341,565.66	\$	355,095.25	\$	335,191.81	\$	2,179,862.72
4979	TARRANT	1063069656	PRIVATE	RIVER OAKS NURSING AND REHABILITATION LTC PARTNERS, INC.	RIVER OAKS NURSING AND REHABILITATION LTC PARTNERS, INC	\$	-	\$	253,800.25	\$	261,690.97	\$	-	\$	93,438.42	\$	608,929.64
4980	TARRANT	1003289646	NSGO	CARADAY OF FT WORTH	OLNEYHAMILTON HOSPITAL DISTRICT	\$	978,622.25	\$	262,804.25	\$	394,487.75	\$	293,082.13	\$	345,450.17	\$	2,274,446.55
4984	TARRANT	1982609269	PRIVATE	AZLE MANOR HEALTH CARE AND REHABILITATION	AZLE MANOR HEALTH CARE LLP	\$	-	\$	101,482.60	\$	254,732.52	\$	-	\$	64,891.25	\$	421,106.37
5001	TARRANT	1578157244	PRIVATE	PENNSYLVANIA NURSING AND REHABILITATION CENTER	ARBOR LAKE NURSING & REHABILITATION, LLC	\$	-	\$	219,472.50	\$	205,277.97	\$	-	\$	77,866.61	\$	502,617.08
5018	TARRANT	1811453079	PRIVATE	ARLINGTON HEIGHTS HEALTH AND REHABILITATION CENTER	SSC FORT WORTH NURSING & REHABILITATION CENTER OPERATING COMP.	\$	-	\$	325,269.50	\$	184,192.00	\$	-	\$	91,067.67	\$	600,529.17
5031	TARRANT	1477674968	NSGO	INTERLOCHEN HEALTH AND REHABILITATION CENTER	FANNIN COUNTY HOSPITAL AUTHORITY	\$	790,101.00	\$	212,156.75	\$	259,061.05	\$	310,075.25	\$	284,040.69	\$	1,855,434.74
5041	TARRANT	1851752729	NSGO	WESTPARK REHABILITATION AND LIVING	EASTLAND MEMORIAL HOSPITAL DISTRICT	\$	741,704.50	\$	172,198.58	\$	225,552.88	\$	222,278.98	\$	242,558.02	\$	1,604,292.96
5074	TARRANT	1336736446	NSGO	BURLESON NURSING AND REHABILITATION CENTER	HAMILTON COUNTY HOSPITAL DISTRICT	\$	610,021.00	\$	163,760.25	\$	215,745.81	\$	239,731.50	\$	222,680.69	\$	1,451,939.25
5078	TARRANT	1588063820	NSGO	HERITAGE HOUSE AT KELLER REHAB & NURSING	PALO PINTO COUNTY HOSPITAL DISTRICT	\$	980,310.50	\$	263,367.00	\$	244,099.47	\$	384,921.00	\$	340,660.64	\$	2,213,358.61
5089	TARRANT	1205894185	NSGO	GRANBURY CARE CENTER	WEST WHARTON COUNTY HOSPITAL DISTRICT	\$	-	\$	336,524.50	\$	474,817.98	\$	163,630.60	\$	163,630.60	\$	1,099,579.26
5103	TARRANT	1881736056	NSGO	LAKE VILLAGE NURSING AND REHABILITATION CENTER	EASTLAND MEMORIAL HOSPITAL DISTRICT	\$	589,199.25	\$	149,241.92	\$	222,238.94	\$	231,290.25	\$	216,435.77	\$	1,408,406.13
5106	TARRANT	191252157	PRIVATE	OAKMONT GUEST CARE CENTER LLC	OAKMONT GUEST CARE CENTER, LLC	\$	-	\$	143,066.72	\$	421,784.24	\$	-	\$	103,250.12	\$	668,101.08
5121	TARRANT	1053511998	PRIVATE	ESTATES HEALTHCARE AND REHABILITATION CENTER	DIVERSICARE ESTATES LLC	\$	-	\$	267,904.18	\$	373,369.45	\$	-	\$	115,275.87	\$	756,549.50
5143	TARRANT	1194324368	PRIVATE	LAKE LODGE NURSING & REHABILITATION	LAKE WORTH I ENTERPRISES, LLC	\$	-	\$	213,282.25	\$	178,842.41	\$	-	\$	71,248.31	\$	463,372.97
5197	TARRANT	1023407012	NSGO	FT WORTH SOUTHWEST NURSING CENTER	CORVELL COUNTY MEMORIAL HOSPITAL AUTHORITY	\$	1,420,381.00	\$	370,651.30	\$	499,336.85	\$	425,248.01	\$	487,636.63	\$	3,203,253.79
5202	TARRANT	1639468473	NSGO	BROOKHAVEN NURSING AND REHABILITATION CENTER	OLNEYHAMILTON HOSPITAL DISTRICT	\$	810,922.75	\$	122,034.00	\$	245,218.31	\$	238,104.88	\$	256,263.85	\$	1,672,543.79
5204	TARRANT	1235528894	NSGO	WEST SIDE CAMPUS OF CARE	CORVELL COUNTY MEMORIAL HOSPITAL AUTHORITY	\$	1,518,862.25	\$	407,993.75	\$	539,075.92	\$	595,952.25	\$	551,854.90	\$	3,613,739.07
5220	TARRANT	1265031165	PRIVATE	CEDAR RIDGE REHABILITATION AND HEALTHCARE CENTER	NEXION HEALTH AT PILOT POINT, INC	\$	-	\$	213,845.00	\$	320,767.50	\$	-	\$	97,004.63	\$	631,617.13
5228	TARRANT	1972748630	PRIVATE	VINTAGE HEALTH CARE CENTER	VINTAGE SCC LLC	\$	-	\$	208,780.25	\$	157,899.78	\$	-	\$	65,479.63	\$	432,159.66
5260	TARRANT	1952853194	NSGO	BRIDGEPORT MEDICAL LODGE	CITY OF ENNIS	\$	944,294.50	\$	253,800.25	\$	283,483.98	\$	370,852.25	\$	336,815.54	\$	2,189,246.52
5269	TARRANT	1982033585	NSGO	LONGMEADOW HEALTHCARE CENTER	FANNIN COUNTY HOSPITAL AUTHORITY	\$	1,124,374.50	\$	302,196.75	\$	366,655.37	\$	336,851.35	\$	382,541.23	\$	2,512,619.20
5271	TARRANT	1366932592	NSGO	BEDFORD WELLNESS & REHABILITATION	CORVELL COUNTY MEMORIAL HOSPITAL AUTHORITY	\$	389,985.75	\$	104,671.50	\$	108,301.54	\$	116,717.92	\$	127,971.06	\$	847,647.77
5296	TARRANT	1285043190	NSGO	GRANBURY REHAB & NURSING	CORVELL COUNTY MEMORIAL HOSPITAL AUTHORITY	\$	600,454.25	\$	161,509.25								

103708	TARRANT	1679721344	NSGO	COLLEGE PARK REHABILITATION AND CARE CENTER	PARKER COUNTY HOSPITAL DISTRICT	\$ 746,206.50	\$ 200,339.00	\$ 169,541.02	\$ 292,630.00	\$ 255,272.47	\$ 1,663,988.99
104244	TARRANT	1700430600	NSGO	THE CARLYLE AT STONEBRIDGE PARK	DALLAS COUNTY HOSPITAL DISTRICT	\$ 305,573.25	\$ 73,685.71	\$ 92,431.70	\$ 89,604.84	\$ 101,496.78	\$ 662,792.28
104379	TARRANT	1679895163	NSGO	FORT WORTH TRANSITIONAL CARE CENTER	DECATUR HOSPITAL AUTHORITY	\$ 643,223.25	\$ 172,764.25	\$ 209,972.83	\$ 252,674.75	\$ 232,464.41	\$ 1,511,099.49
105150	TARRANT	1215206826	NSGO	CORINTH REHABILITATION SUITES ON THE PARKWAY	DALLAS COUNTY HOSPITAL DISTRICT	\$ 638,721.25	\$ 171,638.75	\$ 192,882.56	\$ 191,383.06	\$ 213,957.28	\$ 1,408,582.90
105172	TARRANT	1497309397	NSGO	THE HARRISON AT HERITAGE	DALLAS COUNTY HOSPITAL DISTRICT	\$ 583,571.75	\$ 157,007.25	\$ 206,167.04	\$ 171,216.76	\$ 202,317.54	\$ 1,320,280.34
105943	TARRANT	1598183246	NSGO	WILLOW PARK REHABILITATION AND CARE CENTER	PARKER COUNTY HOSPITAL DISTRICT	\$ 622,964.25	\$ 157,917.87	\$ 171,347.65	\$ 124,575.36	\$ 194,199.27	\$ 1,271,004.40
105988	TARRANT	1760036669	NSGO	HOLLYMEAD	DALLAS COUNTY HOSPITAL DISTRICT	\$ 378,730.75	\$ 101,857.75	\$ 133,220.90	\$ 113,285.04	\$ 130,652.37	\$ 857,746.81
106566	TARRANT	1447610977	NSGO	FORUM PARKWAY HEALTH & REHABILITATION	HAMILTON COUNTY HOSPITAL DISTRICT	\$ 490,718.00	\$ 131,683.50	\$ 197,525.25	\$ 146,755.62	\$ 173,073.28	\$ 1,139,755.65
106741	TARRANT	1669929642	NSGO	LEGEND OAKS HEALTHCARE AND REHABILITATION - FORT WORTH	EASTLAND MEMORIAL HOSPITAL DISTRICT	\$ 472,147.25	\$ 119,424.00	\$ 178,916.93	\$ 185,144.75	\$ 172,830.39	\$ 1,128,463.32
4038	TRAVIS	1891330494	PRIVATE	TRINITY CARE CENTER	CARADAY TRINITY, LLC	\$ -	\$ 374,253.68	\$ 528,019.35	\$ -	\$ 161,888.81	\$ 1,064,161.84
4070	TRAVIS	1861156408	PRIVATE	SCHULENBURG NURSING & REHABILITATION LLC	SCHULENBURG NURSING & REHABILITATION LLC	\$ -	\$ 120,906.45	\$ 204,137.69	\$ -	\$ 59,346.34	\$ 384,390.48
4106	TRAVIS	1871633305	NSGO	SPIST REST HOME 1	OAKBEND MEDICAL CENTER	\$ 564,657.06	\$ 151,813.02	\$ 100,128.13	\$ 169,009.68	\$ 175,991.92	\$ 1,161,599.81
4118	TRAVIS	1760871750	NSGO	RETIREMENT AND NURSING CENTER AUSTIN	CORVELL COUNTY MEMORIAL HOSPITAL AUTHORITY	\$ 1,097,276.84	\$ 278,164.80	\$ 167,928.20	\$ 220,298.26	\$ 313,435.19	\$ 2,077,103.29
4177	TRAVIS	1811122534	NSGO	LULING CARE CENTER	GUADALUPE COUNTY HOSPITAL BOARD	\$ 518,057.38	\$ 139,070.92	\$ 142,598.24	\$ 155,133.68	\$ 170,795.37	\$ 1,125,655.59
4215	TRAVIS	1538704135	NSGO	STONEBRIDGE HEALTH REHAB	STRATFORD HOSPITAL DISTRICT	\$ 711,373.24	\$ 191,131.50	\$ 250,625.37	\$ 212,857.84	\$ 244,298.87	\$ 1,610,286.82
4409	TRAVIS	1245839182	PRIVATE	BARTON VALLEY REHABILITATION AND HEALTHCARE CENTER	NEXION HEALTH AT AUSTIN, INC	\$ -	\$ 278,505.90	\$ 417,576.82	\$ -	\$ 126,157.31	\$ 822,240.03
4461	TRAVIS	1679087985	NSGO	FOCUSED CARE AT STONEBRIAR	HAMILTON COUNTY HOSPITAL DISTRICT	\$ 735,037.14	\$ 197,320.52	\$ 296,344.84	\$ 288,699.58	\$ 274,846.06	\$ 1,792,248.14
4522	TRAVIS	1154921112	NSGO	BERTRAM NURSING & REHABILITATION	HAMILTON COUNTY HOSPITAL DISTRICT	\$ 510,776.18	\$ 137,250.62	\$ 179,497.69	\$ 200,597.06	\$ 186,228.17	\$ 1,214,349.72
4538	TRAVIS	1104216316	NSGO	OAKS NURSING CENTER	MCCULLOCH COUNTY HOSPITAL DISTRICT	\$ 598,514.64	\$ 160,914.52	\$ 241,371.78	\$ 179,000.40	\$ 211,082.04	\$ 1,390,883.38
4548	TRAVIS	1921359407	PRIVATE	OAKCREST NURSING AND REHABILITATION CENTER	OAKCREST OPERATING LLC	\$ -	\$ 62,375.64	\$ 121,902.82	\$ -	\$ 34,731.44	\$ 219,009.90
4570	TRAVIS	1962810465	NSGO	AUSTIN HEALTHCARE AND REHABILITATION CENTER	CORVELL COUNTY MEMORIAL HOSPITAL AUTHORITY	\$ 673,875.06	\$ 120,510.88	\$ 135,936.14	\$ 264,671.62	\$ 215,637.84	\$ 1,410,631.54
4775	TRAVIS	1668993871	NSGO	GIDDINGS RESIDENCE AND REHABILITATION CENTER	CORVELL COUNTY MEMORIAL HOSPITAL AUTHORITY	\$ 374,253.68	\$ 97,605.56	\$ 150,720.84	\$ 147,080.24	\$ 139,445.21	\$ 909,105.53
4781	TRAVIS	1457316176	NSGO	HERITAGE PARK REHABILITATION AND SKILLED NURSING CENTER	VAL VERDE COUNTY HOSPITAL DISTRICT	\$ -	\$ 566,477.36	\$ 849,716.04	\$ 212,596.26	\$ 286,530.54	\$ 1,915,320.20
4820	TRAVIS	1396789491	NSGO	DIVERSICARE OF LULING	DEWITT MEDICAL DISTRICT	\$ 312,363.48	\$ 84,097.86	\$ 78,901.00	\$ 62,756.14	\$ 96,136.25	\$ 634,254.73
4832	TRAVIS	1588785992	NSGO	CARE INN OF LA GRANGE	OAKBEND MEDICAL CENTER	\$ 252,293.58	\$ 26,208.64	\$ 75,694.81	\$ 99,024.32	\$ 82,771.06	\$ 535,992.41
4874	TRAVIS	1154442143	NSGO	BASTROP NURSING CENTER	OAKBEND MEDICAL CENTER	\$ 609,436.44	\$ 163,889.40	\$ 138,072.28	\$ 239,187.42	\$ 208,354.85	\$ 1,358,877.99
4881	TRAVIS	1437191285	PRIVATE	CHISOLM TRAIL NURSING AND REHABILITATION CENTER	DIVERSICARE CHISOLM LLC	\$ -	\$ 178,389.40	\$ 200,688.09	\$ -	\$ 68,595.58	\$ 447,673.07
4914	TRAVIS	1528308640	NSGO	SAN MARCOS REHABILITATION AND HEALTHCARE CENTER	GUADALUPE COUNTY HOSPITAL BOARD	\$ 853,356.64	\$ 229,357.80	\$ 344,036.70	\$ 339,935.20	\$ 319,099.04	\$ 2,080,785.38
4970	TRAVIS	1851629430	NSGO	WINDSOR NURSING AND REHABILITATION CENTER OF DUVAL	VAL VERDE COUNTY HOSPITAL DISTRICT	\$ -	\$ 587,956.90	\$ 825,485.81	\$ 220,636.40	\$ 289,508.35	\$ 1,923,587.46
5045	TRAVIS	1144662990	NSGO	MAGNOLIA LIVING AND REHABILITATION	GONZALES HEALTHCARE SYSTEMS	\$ 649,847.10	\$ 174,748.80	\$ 261,759.14	\$ 255,206.06	\$ 243,083.17	\$ 1,584,644.27
5166	TRAVIS	1952359499	NSGO	OAK MANOR NURSING CENTER	WINNIESTOWELL HOSPITAL DISTRICT	\$ 344,400.76	\$ 92,471.24	\$ 69,333.44	\$ 103,237.44	\$ 108,841.84	\$ 718,304.72
5191	TRAVIS	1740372952	PRIVATE	MARBRIIDGE VILLA	MARBRIIDGE FOUNDATION INC	\$ -	\$ 80,578.64	\$ 204,391.65	\$ -	\$ 51,592.88	\$ 336,563.17
5205	TRAVIS	1518423666	NSGO	HILL COUNTRY NURSING AND REHAB	HAMILTON COUNTY HOSPITAL DISTRICT	\$ 452,890.64	\$ 121,596.04	\$ 102,215.27	\$ 135,429.76	\$ 145,697.61	\$ 957,829.32
5232	TRAVIS	1841311412	NSGO	DEER CREEK OF WIMBERLEY	UVALDE COUNTY HOSPITAL AUTHORITY	\$ 789,282.08	\$ 211,882.92	\$ 217,964.09	\$ 309,815.06	\$ 277,752.74	\$ 1,806,696.89
5234	TRAVIS	1700841673	NSGO	MONUMENT REHABILITATION AND NURSING CENTER	WINNIESTOWELL HOSPITAL DISTRICT	\$ 453,982.82	\$ 121,960.10	\$ 114,570.21	\$ 178,389.40	\$ 156,901.12	\$ 1,025,803.65
5242	TRAVIS	1861932675	NSGO	NEW HOPE MANOR	CORVELL COUNTY MEMORIAL HOSPITAL AUTHORITY	\$ 815,130.34	\$ 218,800.06	\$ 307,300.14	\$ 320,008.74	\$ 301,731.28	\$ 1,962,970.56
5247	TRAVIS	1588162390	NSGO	SILVER PINES NURSING AND REHABILITATION CENTER	SMITHVILLE HOSPITAL AUTHORITY	\$ 311,635.36	\$ 83,733.80	\$ 101,730.17	\$ 93,246.72	\$ 105,654.76	\$ 696,000.81
5261	TRAVIS	1396145173	PRIVATE	GRACY WOODS NURSING CENTER	GRACY WOODS SNF LLC	\$ -	\$ 240,643.66	\$ 361,147.52	\$ -	\$ 109,048.78	\$ 710,839.96
5263	TRAVIS	1144607334	NSGO	BRUSH COUNTRY NURSING AND REHABILITATION	WEST WHARTON COUNTY HOSPITAL DISTRICT	\$ 645,478.38	\$ 66,236.97	\$ 162,954.44	\$ 193,153.92	\$ 190,317.46	\$ 1,258,141.17
5264	TRAVIS	1497390082	NSGO	HEARTHSTONE NURSING AND REHABILITATION	STRATFORD HOSPITAL DISTRICT	\$ 772,899.38	\$ 207,514.20	\$ 292,773.38	\$ 303,261.98	\$ 284,722.82	\$ 1,861,171.76
5265	TRAVIS	1205435245	NSGO	AUSTIN NURSING AND REHABILITATION CENTER	GUADALUPE COUNTY HOSPITAL BOARD	\$ 704,092.04	\$ 178,231.52	\$ 265,822.07	\$ 276,321.54	\$ 258,025.61	\$ 1,682,492.78
5270	TRAVIS	1356831580	NSGO	HAYS WELLNESS & REHABILITATION	CORVELL COUNTY MEMORIAL HOSPITAL AUTHORITY	\$ 478,374.84	\$ 117,637.24	\$ 120,921.48	\$ 140,744.16	\$ 155,109.58	\$ 1,012,787.30
5300	TRAVIS	1952795783	NSGO	PFLUGERVILLE CARE CENTER	GUADALUPE COUNTY HOSPITAL BOARD	\$ 733,216.84	\$ 115,902.07	\$ 240,394.60	\$ 219,518.32	\$ 232,836.75	\$ 1,541,868.58
5307	TRAVIS	1174574958	NSGO	OAKLAND MANOR NURSING CENTER	WINNIESTOWELL HOSPITAL DISTRICT	\$ 394,276.98	\$ 105,941.46	\$ 108,940.05	\$ 117,946.00	\$ 129,935.68	\$ 857,704.17
5356	TRAVIS	1689114498	NSGO	GRACY WOODS II LIVING CENTER	CORVELL COUNTY MEMORIAL HOSPITAL AUTHORITY	\$ 967,671.48	\$ 259,938.84	\$ 389,908.26	\$ 289,730.88	\$ 341,217.48	\$ 2,248,466.94
5364	TRAVIS	1578956355	NSGO	PARK PLACE CARE CENTER	GUADALUPE COUNTY HOSPITAL BOARD	\$ 651,303.34	\$ 73,115.20	\$ 230,173.85	\$ 255,570.12	\$ 218,453.21	\$ 1,428,615.72
100244	TRAVIS	1639714223	NSGO	PARK BEND HEALTH CENTER	STRATFORD HOSPITAL DISTRICT	\$ 818,770.94	\$ 219,892.24	\$ 207,270.15	\$ 245,050.16	\$ 264,677.10	\$ 1,755,660.59
101151	TRAVIS	1366087967	NSGO	SAGEBROOK NURSING AND REHABILITATION	STRATFORD HOSPITAL DISTRICT	\$ 755,060.44	\$ 202,781.42	\$ 304,354.16	\$ 296,344.84	\$ 282,357.65	\$ 1,840,898.51
102537	TRAVIS	1114483245	NSGO	WEST OAKS NURSING AND REHABILITATION CENTER	HAMILTON COUNTY HOSPITAL DISTRICT	\$ 856,633.18	\$ 230,085.92	\$ 345,128.88	\$ 256,428.48	\$ 302,015.63	\$ 1,990,292.09
103284	TRAVIS	1235318338	NSGO	ELGIN NURSING AND REHABILITATION CENTER	SMITHVILLE HOSPITAL AUTHORITY	\$ 1,036,478.82	\$ 278,505.90	\$ 313,182.63	\$ 407,019.08	\$ 368,692.39	\$ 2,403,878.82
103508	TRAVIS	1271556673	NSGO	PARK VALLEY INN HEALTH CENTER	HAMILTON COUNTY HOSPITAL DISTRICT	\$ 791,466.44	\$ 200,506.67	\$ 219,192.72	\$ 310,907.24	\$ 276,297.28	\$ 1,798,370.35
103551	TRAVIS	1285190249	NSGO	CYPRESS HEALTHCARE AND REHABILITATION CENTER	WEST WHARTON COUNTY HOSPITAL DISTRICT	\$ 806,756.96	\$ 72,205.26	\$ 286,465.47	\$ 241,442.40	\$ 249,425.96	\$ 1,656,296.05
103751	TRAVIS	1588025456	NSGO	GRANITE MESA HEALTH CENTER	GUADALUPE COUNTY HOSPITAL BOARD	\$ 680,428.14	\$ 182,758.12	\$ 239,081.28	\$ 267,220.04	\$ 248,818.60	\$ 1,618,306.18
103892	TRAVIS	1477791523	NSGO	BASTROP LOST PINES NURSING AND REHABILITATION CENTER	SMITHVILLE HOSPITAL AUTHORITY	\$ 888,670.46	\$ 238,823.36	\$ 335,434.01	\$ 265,864.16	\$ 309,249.92	\$ 2,038,041.91
104003	TRAVIS	1275994147	NSGO	LEGEND OAKS HEALTHCARE AND REHABILITATION - NORTH AUSTIN	GUADALUPE COUNTY HOSPITAL BOARD	\$ 854,448.82	\$ 203,472.26	\$ 257,354.57	\$ 171,508.62	\$ 266,607.34	\$ 1,753,391.61
104157	TRAVIS	1962735175	NSGO	PFLUGERVILLE NURSING AND REHABILITATION CENTER	DEWITT MEDICAL DISTRICT	\$ 1,146,060.88	\$ 307,994.76	\$ 432,573.56	\$ 343,014.72	\$ 398,916.82	\$ 2,628,560.74
104266	TRAVIS	1528524659	NSGO	RIVERSIDE NURSING AND REHABILITATION CENTER	HAMILTON COUNTY HOSPITAL DISTRICT	\$ 989,151.02	\$ 265,763.80	\$ 348,059.45	\$ 296,113.84	\$ 340,645.06	\$ 2,239,733.17
104451	TRAVIS	1497211437	NSGO	BRODIE RANCH NURSING AND REHABILITATION CENTER	HAMILTON COUNTY HOSPITAL DISTRICT	\$ 873,744.00	\$ 234,818.70	\$ 263,688.82	\$ 261,423.84	\$ 292,017.52	\$ 1,925,692.88
104642	TRAVIS	1669832903	NSGO	LEGEND OAKS HEALTHCARE AND REHABILITATION-KYLE	GUADALUPE COUNTY HOSPITAL BOARD	\$ 942,187.28	\$ 253,021.70	\$ 260,979.48	\$ 369,884.96	\$ 330,820.67	\$ 2,156,894.09
104663	TRAVIS	1306302344	NSGO	ONION CREEK NURSING AND REHABILITATION CENTER	HAMILTON COUNTY HOSPITAL DISTRICT	\$ 839,886.42	\$ 225,717.20	\$ 338,575.80	\$ 329,838.36	\$ 314,120.54	\$ 2,048,138.32
104710	TRAVIS	1467878629	NSGO	THE WESLEYAN SKILLED NURSING AND REHABILITATION	SOUTH LIMESTONE HOSPITAL DISTRICT	\$ 625,819.14	\$ 132,087.34	\$ 189,220.19	\$ 125,698.50	\$ 191,120.13	\$ 1,263,945.30
104778	TRAVIS	1841598489	NSGO	SOUTHPARK MEADOWS NURSING AND REHABILITATION CENTER	SMITHVILLE HOSPITAL AUTHORITY	\$ 972,404.26	\$ 261,031.02	\$ 391,728.56	\$ 381,534.88	\$ 363,536.05	\$ 2,370,234.77
105009	TRAVIS	1720404981	NSGO	SAN GABRIEL REHABILITATION AND CARE CENTER	SOUTH LIMESTONE HOSPITAL DISTRICT	\$ 925,076.46	\$ 248,652.98	\$ 233,047.04	\$ 276,687.44	\$ 300,096.88	\$ 1,983,560.80
105223	TRAVIS	1821554890	NSGO	THE SPRINGS HEALTHCARE & REHABILITATION	FRIO HOSPITAL DISTRICT	\$ 803,844.48	\$ 215,887.58	\$ 201,576.11	\$ 161,452.74	\$ 247,996.67	\$ 1,522,345.98
105595	TRAVIS	1164810925	NSGO	BEL AIR AT TERAVISTA	HAMILTON COUNTY HOSPITAL DISTRICT	\$ 561,744.58	\$ 150,720.84	\$ 155,296.32	\$ 220,620.36	\$ 197,681.56	\$ 1,286,063.66
105994	TRAVIS	1720408073	NSGO	PARK MANOR BEE CAVE	HAMILTON COUNTY HOSPITAL DISTRICT	\$ 618,902.00	\$ 166,375.42	\$ 249,381.10	\$ 180,977.11	\$ 220,286.53	\$ 1,435,922.16
106146	TRAVIS	1952708620	NSGO	FALCON RIDGE REHABILITATION	SOUTH LIMESTONE HOSPITAL DISTRICT	\$ 751,419.84	\$ 201,689.24	\$ 245,331.84	\$ 224,791.20	\$ 254,659.68	\$ 1,677,891.80
110273	TRAVIS	1063871382	NSGO	TOWERS NURSING HOME	SMITHVILLE HOSPITAL AUTHORITY	\$ 681,520.32	\$ 183,122.18	\$ 222,188.73	\$ 203,977.20	\$ 231,537.55	\$ 1,522,345.98
						\$ 397,011,467	\$ 152,832,347	\$ 185,118,698	\$ 132,841,275	\$ 156,458,344	\$ 1,024,262,131.46

**Rural Access to Primary and Preventative Services (RAPPS)
SFY 2022**

National Provider Identifier	Each Provider	Total Amount of Directed Payment Each Provider Received	Federal Share of Directed Payment Each Provider Received	How is the state share of the Directed Payment financed (IGT, provider tax, etc)	Does the provider finance the state share for the Directed Payment? If so, how much?	Provider type/Class	Results of each performance Metric Associated with this Directed Payment for Each Provider
1316176472	AMMON D WEBER MD PLLC-GOLDEN PLAINS RURAL HEALTH CLINIC **	\$ 81,764	\$ 54,847	IGT	\$ 33,658	Freestanding	See AttachK8
1124054069	ANDREWS FAMILY MEDICINE	\$ 211,689	\$ 142,001	IGT	\$ 60,021	Hospital-Based	See AttachK8
1891737920	ANSON HOSPITAL DISTRICT-ANSON FAMILY WELLNESS CLINIC	\$ 17,738	\$ 11,898	IGT	\$ 4,170	Hospital-Based	See AttachK8
1699332338	ADVENTHEALTH FAMILY MEDICINE RURAL HEALTH CLINICS-ADVENTHEALTH FAMILY MEDICINE CLINIC COPPERAS COVE	\$ 77,103	\$ 51,721	Provider Tax	\$ -	Freestanding	See AttachK8
1639735335	ADVENTHEALTH FAMILY MEDICINE RURAL HEALTH CLINICS-ADVENTHEALTH FAMILY MEDICINE CLINIC LAMPASAS	\$ 120,021	\$ 80,510	Provider Tax	\$ -	Freestanding	See AttachK8
1538123617	BALLINGER MEMORIAL HOSPITAL-BALLINGER HOSPITAL CLINIC	\$ 23,366	\$ 15,674	IGT	\$ 13,484	Hospital-Based	See AttachK8
1740358803	BAYLOR COUNTY HOSPITAL DISTRICT-SEYMOUR HOSPITAL	\$ 88,459	\$ 59,339	IGT	\$ 28,111	Hospital-Based	See AttachK8
1841752375	BOSQUE COUNTY HOSPITAL DISTRICT-GOODALL-WITCHER CLINIC IN CLIFTON	\$ 134,493	\$ 90,218	IGT	\$ 32,915	Hospital-Based	See AttachK8
1720540255	BOSQUE COUNTY HOSPITAL DISTRICT-GOODALL-WITCHER CLINIC IN WHITNEY	\$ 68,708	\$ 46,089	IGT	\$ 24,303	Hospital-Based	See AttachK8
1457337800	BRADY MEDICAL CLINIC	\$ 41,699	\$ 27,972	IGT	\$ 16,015	Hospital-Based	See AttachK8
1336560382	STEPHENS MEMORIAL HOSPITAL DISTRICT-BRECKENRIDGE MEDICAL CENTER	\$ 37,566	\$ 25,199	IGT	\$ 11,613	Hospital-Based	See AttachK8
1114255833	CAHRMC LLC-	\$ 31,688	\$ 21,257	IGT	\$ 13,358	Hospital-Based	See AttachK8
1972830008	CAHRMC LLC-	\$ 14,154	\$ 9,494	IGT	\$ 3,005	Hospital-Based	See AttachK8
1598264954	CARTHAGE HOSPITAL LLC-UT HEALTH EAST TEXAS CARTHAGE HOSPITAL*	\$ 111,109	\$ 74,532	Provider Tax	\$ -	Hospital-Based	See AttachK8
1639678030	CARTHAGE HOSPITAL LLC-UT HEALTH EAST TEXAS CARTHAGE HOSPITAL	\$ 55,621	\$ 37,310	Provider Tax	\$ -	Hospital-Based	See AttachK8
1407355860	CARTHAGE HOSPITAL LLC-UT HEALTH EAST TEXAS CARTHAGE HOSPITAL	\$ 86,249	\$ 57,856	Provider Tax	\$ -	Hospital-Based	See AttachK8
1902995525	CHILDRESS COUNTY HOSPITAL DISTRICT-FOX RURAL HEALTH CLINIC	\$ 97,486	\$ 65,393	IGT	\$ 54,874	Hospital-Based	See AttachK8
1528030285	CHRISTUS HEALTH SOUTHEAST TEXAS-CHRISTUS JASPER MEMORIAL HOSPITAL	\$ 66,483	\$ 44,597	Provider Tax	\$ -	Hospital-Based	See AttachK8
1063485548	CHRISTUS HEALTH SOUTHEAST TEXAS-ST ELIZABETH HOSPITAL FAMILY	\$ 12,297	\$ 8,249	Provider Tax	\$ -	Hospital-Based	See AttachK8
1043289804	CHRISTUS SPOHN FAMILY HEALTH CENTER-FREER	\$ 15,186	\$ 10,186	Provider Tax	\$ -	Hospital-Based	See AttachK8
1083862379	PANHANDLE FAMILY CARE, LLC-FAMILY CARE CLINIC OF CLAUDE*	\$ 4,573	\$ 3,068	Provider Tax	\$ -	Freestanding	See AttachK8
1104808112	CLEARFORK HEALTH CENTER	\$ 31,945	\$ 21,428	IGT	\$ 7,427	Hospital-Based	See AttachK8
1518032879	COGDELL CLINIC BRISCOE COUNTY-COGDALL CLINIC BRISCOE COUNTY	\$ 18,632	\$ 12,498	IGT	\$ 6,373	Hospital-Based	See AttachK8
1356607824	COLEMAN MEDICAL ASSOCIATES-	\$ 105,513	\$ 70,778	IGT	\$ 29,727	Hospital-Based	See AttachK8
1558474999	COLUMBUS COMMUNITY HOSPITAL-COLUMBUS MEDICAL CLINIC	\$ 234,285	\$ 157,159	Provider Tax	\$ -	Hospital-Based	See AttachK8
1932158367	COLUMBUS COMMUNITY HOSPITAL-FOUR OAKS MEDICAL CLINIC	\$ 7,374	\$ 4,946	Provider Tax	\$ -	Hospital-Based	See AttachK8
1114221199	COMANCHE COUNTY MEDICAL CENTER COMPANY-DOCTORS MEDICAL CENTER	\$ 49,085	\$ 32,926	IGT	\$ 27,040	Hospital-Based	See AttachK8
1518900778	CORYELL COUNTY MEMORIAL HOSPITAL AUTHORITY-MILLS COUNTY MEDICAL CLINIC	\$ 14,749	\$ 9,894	IGT	\$ 5,486	Hospital-Based	See AttachK8
1588672448	COUNTY OF WARD-SANDHILLS FAMILY CLINIC	\$ 122,778	\$ 82,359	IGT	\$ 43,110	Hospital-Based	See AttachK8
1619968054	COUNTY OF YOAKUM-PLAINS CLINIC	\$ 36,017	\$ 24,160	Provider Tax	\$ -	Hospital-Based	See AttachK8
1306849633	COUNTY OF YOAKUM-WEST TEXAS MEDICAL CENTER	\$ 232,362	\$ 155,868	IGT	\$ 73,841	Hospital-Based	See AttachK8
1073763439	CRANE COUNTY HOSPITAL DISTRICT	\$ 35,992	\$ 24,143	IGT	\$ 6,185	Hospital-Based	See AttachK8
1174533103	DALLAM HARTLEY COUNTIES HOSPITAL DISTRICT-DALHART FAMILY MEDICINE CLINIC	\$ 102,409	\$ 68,696	IGT	\$ 32,343	Hospital-Based	See AttachK8
1467799262	DALLAM-HARTLEY COUNTIES HOSPITAL DISTRICT-	\$ 68,278	\$ 45,801	IGT	\$ 17,529	Hospital-Based	See AttachK8
1124312749	DARIA BABINEAUX MD PA-	\$ 1,020,841	\$ 684,780	Provider Tax	\$ -	Freestanding	See AttachK8
1528015815	DAWSON COUNTY HOSPITAL DISTRICT-MEDICAL ARTS RURAL HEALTH CLINIC	\$ 188,123	\$ 126,193	IGT	\$ 53,571	Hospital-Based	See AttachK8
1811987027	DEAF SMITH COUNTY HOSPITAL DISTRICT-HEREFORD HEALTH CLINIC	\$ 403,022	\$ 270,347	IGT	\$ 90,329	Hospital-Based	See AttachK8
1730557026	DEWITT MEDICAL DISTRICT-	\$ 180,335	\$ 120,969	IGT	\$ 62,001	Hospital-Based	See AttachK8
1487088118	DEWITT MEDICAL DISTRICT-	\$ 71,434	\$ 47,918	IGT	\$ 18,957	Hospital-Based	See AttachK8
1659770030	DEWITT MEDICAL DISTRICT-	\$ 182,342	\$ 122,315	IGT	\$ 46,997	Hospital-Based	See AttachK8
1821422551	DEWITT MEDICAL DISTRICT-	\$ 15,055	\$ 10,099	IGT	\$ 7,188	Hospital-Based	See AttachK8
1831567122	DEWITT MEDICAL DISTRICT-GOLIAD FAMILY PRACTICE	\$ 19,297	\$ 12,945	IGT	\$ 9,369	Hospital-Based	See AttachK8
1427334077	EL CAMPO MEMORIAL HOSPITAL-	\$ 117,081	\$ 78,538	IGT	\$ 44,046	Hospital-Based	See AttachK8
1518465616	EL CAMPO MEMORIAL HOSPITAL-MID COAST MEDICAL CENTER	\$ 27,999	\$ 18,782	IGT	\$ 6,934	Hospital-Based	See AttachK8
1942773874	EL CAMPO MEMORIAL HOSPITAL-MID COAST MEDICAL CLINIC-PALACIOS	\$ 4,283	\$ 2,873	IGT	\$ 2,420	Hospital-Based	See AttachK8
1811135080	EL PASO COUNTY HOSPITAL DISTRICT-UNIVERSITY MEDICAL CENTER OF EL PASO	\$ 15,671	\$ 10,512	IGT	\$ 7,502	Hospital-Based	See AttachK8
1467742254	ELECTRA HOSPITAL DISTRICT-IOWA PARK CLINIC	\$ 106,582	\$ 71,495	IGT	\$ 20,529	Hospital-Based	See AttachK8
1194777540	FALLS COMMUNITY HOSPITAL AND CLINIC INC-FCHC ROSEBUD CLINIC	\$ 14,344	\$ 9,622	Provider Tax	\$ -	Hospital-Based	See AttachK8

**Rural Access to Primary and Preventative Services (RAPPS)
SFY 2022**

National Provider Identifier	Each Provider	Total Amount of Directed Payment Each Provider Received	Federal Share of Directed Payment Each Provider Received	How is the state share of the Directed Payment financed (IGT, provider tax, etc)	Does the provider finance the state share for the Directed Payment? If so, how much?	Provider type/Class	Results of each performance Metric Associated with this Directed Payment for Each Provider
1629173737	FALLS COMMUNITY HOSPITAL AND CLINIC-FALLS COMMUNITY HOSPITAL & RHC	\$ 102,047	\$ 68,453	Provider Tax	\$ -	Hospital-Based	See AttachK8
1558311241	FALLS COMMUNITY HOSPITAL AND CLINIC-FCHC BREMOND CLINIC	\$ 19,294	\$ 12,942	Provider Tax	\$ -	Hospital-Based	See AttachK8
1538150370	FAMILY CARE CLINIC	\$ 27,160	\$ 18,219	IGT	\$ 7,256	Hospital-Based	See AttachK8
1669468617	FAMILY MED CENTER-GROESBECK	\$ 102,822	\$ 68,973	Provider Tax	\$ -	Hospital-Based	See AttachK8
1447274048	FAMILY MEDICAL & SPECIALTY	\$ 313,231	\$ 210,115	Provider Tax	\$ -	Freestanding	See AttachK8
1518976836	FAMILY MEDICAL ASSOCIATES	\$ 63,677	\$ 42,714	Provider Tax	\$ -	Hospital-Based	See AttachK8
1710974225	FAMILY MEDICAL CLINIC OF HANSFORD COUNTY	\$ 82,126	\$ 55,090	IGT	\$ 20,599	Hospital-Based	See AttachK8
1679562961	FAMILY PRACTICE RURAL HEALTH	\$ 92,604	\$ 62,119	IGT	\$ 12,700	Hospital-Based	See AttachK8
1093263501	FREESTONE HOSPITAL DISTRICT-FREESTONE HEALTH CLINIC	\$ 99,124	\$ 66,493	IGT	\$ 32,197	Hospital-Based	See AttachK8
1144324211	FRIONA RURAL HEALTH CLINIC-	\$ 61,912	\$ 41,530	IGT	\$ 18,904	Hospital-Based	See AttachK8
1033687900	GAINESVILLE COMMUNITY HOSPITAL, INC.-COOKE COUNTY MEDICAL CENTER	\$ 117,338	\$ 78,710	IGT	\$ 22,372	Hospital-Based	See AttachK8
1013916287	GONZALES HEALTHCARE SYSTEMS-SIEVERS MEDICAL CLINIC	\$ 259,289	\$ 173,931	IGT	\$ 141,839	Hospital-Based	See AttachK8
1811999337	GONZALES HEALTHCARE SYSTEMS-WAELDER MEDICAL CLINIC	\$ 12,660	\$ 8,492	IGT	\$ 5,691	Hospital-Based	See AttachK8
1689872020	GPCH LLC-FRITCH MEDICAL CLINIC **	\$ 14,104	\$ 9,461	IGT	\$ 5,972	Hospital-Based	See AttachK8
1922057561	GRAHAM HOSPITAL DISTRICT-YOUNG COUNTY FAMILY CLINIC	\$ 50,471	\$ 33,856	IGT	\$ 22,820	Hospital-Based	See AttachK8
1629215041	HAMILTON COUNTY HOSPITAL DISTRICT-	\$ 31,699	\$ 21,264	IGT	\$ 8,318	Hospital-Based	See AttachK8
1710135553	HAMILTON COUNTY HOSPITAL DISTRICT-HICO CLINIC	\$ 25,388	\$ 17,030	IGT	\$ 7,064	Hospital-Based	See AttachK8
1104238047	HAMLIN HOSPITAL DISTRICT-HAMLIN MEDICAL CLINIC	\$ 21,623	\$ 14,505	IGT	\$ 7,579	Hospital-Based	See AttachK8
1932426772	HARDEMAN COUNTY CLINIC-	\$ 55,693	\$ 37,359	IGT	\$ 17,590	Hospital-Based	See AttachK8
1821277211	HARDEMAN COUNTY MEMORIAL HOSP-	\$ 10,662	\$ 7,152	IGT	\$ 3,581	Hospital-Based	See AttachK8
1063630937	HEALTH TEXAS PROVIDER NETWORK-	\$ 219	\$ 147	Provider Tax	\$ -	Freestanding	See AttachK8
1790723468	HEALTHTEXAS PROVIDER NETWORK-	\$ 80,419	\$ 53,945	Provider Tax	\$ -	Freestanding	See AttachK8
1720404924	HEMPHILL COUNTY HOSPITAL DISTRICT-	\$ 36,075	\$ 24,199	IGT	\$ 9,330	Hospital-Based	See AttachK8
1518411644	HEMPHILL COUNTY HOSPITAL DISTRICT-HARVESTER HEALTH AND WELLNESS CLINIC	\$ 23,646	\$ 15,862	IGT	\$ 8,770	Hospital-Based	See AttachK8
1952800310	HENDERSON HOSPITAL LLC-UT HEALTH EAST TEXAS HENDERSON HOSPITAL	\$ 163,057	\$ 109,379	Provider Tax	\$ -	Hospital-Based	See AttachK8
1184941346	HOMETOWN HEALTHCARE LLC-	\$ 57,821	\$ 38,786	IGT	\$ 19,256	Freestanding	See AttachK8
1538486790	HOMETOWN HEALTHCARE LLC-GARFIELD MEDICAL CLINIC	\$ 31,131	\$ 20,883	IGT	\$ 10,825	Freestanding	See AttachK8
1881911030	HOMETOWN HEALTHCARE LLC-GARFIELD MEDICAL CLINIC	\$ 69,049	\$ 46,318	IGT	\$ 22,409	Freestanding	See AttachK8
1386751394	MEDICAL CLINIC OF CASTROVILLE-MEDINA HEALTHCARE SYSTEM, MEDINA REGIONAL HOSPITAL	\$ 57,977	\$ 38,891	IGT	\$ 22,640	Hospital-Based	See AttachK8
1124012935	HUNT REGIONAL MEDICAL PARTNERS-	\$ 17,957	\$ 12,046	IGT	\$ 3,455	Freestanding	See AttachK8
1306484050	Huntsville Community Hospital, Inc.	\$ 45,462	\$ 30,496	IGT	\$ 19,677	Hospital-Based	See AttachK8
1013909936	JACK COUNTY HOSPITAL DISTRICT-	\$ 94,386	\$ 63,314	IGT	\$ 26,092	Hospital-Based	See AttachK8
1831674209	JACK COUNTY HOSPITAL DISTRICT-FCH RURAL HEALTH CLINIC ALVORD	\$ 5,272	\$ 3,537	IGT	\$ 10,463	Hospital-Based	See AttachK8
1417489956	JACK COUNTY HOSPITAL DISTRICT-FCH RURAL HEALTH CLINIC BOWIE	\$ 96,556	\$ 64,770	IGT	\$ 35,400	Hospital-Based	See AttachK8
1992748693	JACKSON MEDICAL CLINIC	\$ 221,471	\$ 148,563	IGT	\$ 63,779	Hospital-Based	See AttachK8
1861991226	JACKSONVILLE HOSPITAL LLC-UT HEALTH EAST TEXAS JACKSONVILLE HOSPITAL	\$ 588,692	\$ 394,895	Provider Tax	\$ -	Hospital-Based	See AttachK8
1770082299	JACKSONVILLE HOSPITAL LLC-UT HEALTH EAST TEXAS JACKSONVILLE HOSPITAL	\$ 80,702	\$ 54,135	Provider Tax	\$ -	Hospital-Based	See AttachK8
1043719560	JACKSONVILLE HOSPITAL LLC-UT HEALTH EAST TEXAS JACKSONVILLE HOSPITAL	\$ 43,106	\$ 28,915	Provider Tax	\$ -	Hospital-Based	See AttachK8
1699171611	JEAN WOEL LATORTUE-FRANKLIN COUNTY RURAL HEALTH CLINIC	\$ 48,442	\$ 32,495	Provider Tax	\$ -	Freestanding	See AttachK8
1679992911	STONEWALL MEMORIAL HOSPITAL-KENT COUNTY RURAL HEALTH CLINIC	\$ 3,483	\$ 2,336	IGT	\$ -	Hospital-Based	See AttachK8
1134186356	KNOX COUNTY HOSPITAL DISTRICT-KNOX COUNTY HOSPITAL CLINIC	\$ 28,002	\$ 18,784	IGT	\$ 7,829	Hospital-Based	See AttachK8
1225095441	KNOX COUNTY HOSPITAL DISTRICT-MUNDAY CLINIC	\$ 22,232	\$ 14,913	IGT	\$ 7,660	Hospital-Based	See AttachK8
1356308423	LAMB HEALTHCARE CENTER-LHC FAMILY MEDICINE	\$ 172,887	\$ 115,973	IGT	\$ 25,352	Hospital-Based	See AttachK8
1679926992	LIBERTY COUNTY HOSPITAL DISTRICT NO 1-LIBERTY DAYTON MEDICAL CLINIC	\$ 15,853	\$ 10,635	IGT	\$ 7,262	Hospital-Based	See AttachK8
1942425343	LOVETT MEREDITH RURAL HEALTH CLINIC	\$ 55,228	\$ 37,047	IGT	\$ 8,914	Hospital-Based	See AttachK8
1306970439	LYNN COUNTY HOSPITAL DISTRICT-	\$ 23,011	\$ 15,436	IGT	\$ 6,592	Hospital-Based	See AttachK8
1679560866	MARTIN COUNTY HOSPITAL DISTRICT-MARTIN CO FAMILY CLINIC	\$ 23,698	\$ 15,897	IGT	\$ 7,073	Hospital-Based	See AttachK8
1255370474	MCCAMEY HOSPITAL RHC	\$ 13,475	\$ 9,039	IGT	\$ 6,338	Hospital-Based	See AttachK8
1558313171	MEDICAL CENTER OF DIMMITT	\$ 123,960	\$ 83,152	IGT	\$ 36,709	Hospital-Based	See AttachK8
1952453946	MEDICAL CLINIC OF DEVINE	\$ 63,030	\$ 42,281	IGT	\$ 30,672	Hospital-Based	See AttachK8
1134113855	MEDICAL CLINIC OF HONDO	\$ 237,670	\$ 159,429	IGT	\$ 83,007	Hospital-Based	See AttachK8

**Rural Access to Primary and Preventative Services (RAPPS)
SFY 2022**

National Provider Identifier	Each Provider	Total Amount of Directed Payment Each Provider Received	Federal Share of Directed Payment Each Provider Received	How is the state share of the Directed Payment financed (IGT, provider tax, etc)	Does the provider finance the state share for the Directed Payment? If so, how much?	Provider type/Class	Results of each performance Metric Associated with this Directed Payment for Each Provider
1467879569	MEMORIAL HOSPITAL CLINIC SOUTH	\$ 135,460	\$ 90,866	IGT	\$ 56,250	Hospital-Based	See AttachK8
1497153589	MEMORIAL MEDICAL CENTER-	\$ 154,893	\$ 103,902	IGT	\$ 50,658	Hospital-Based	See AttachK8
1659360279	METHODIST HOSPITAL LEVELLAND-FAMILY MEDICINE OF LEVELLAND	\$ 232,218	\$ 155,772	Provider Tax	\$ -	Hospital-Based	See AttachK8
1508855313	METHODIST HOSPITAL LEVELLAND-LEVELLAND CLINIC	\$ 240,879	\$ 161,582	Provider Tax	\$ -	Hospital-Based	See AttachK8
1083602940	METHODIST HOSPITAL LEVELLAND-LEVELLAND CLINIC NORTH	\$ 91,413	\$ 61,320	Provider Tax	\$ -	Hospital-Based	See AttachK8
1336537661	MOORE COUNTY HOSPITAL DISTRICT-	\$ 171,114	\$ 114,783	IGT	\$ 53,573	Hospital-Based	See AttachK8
1922294867	MOTHER FRANCES HOSPITAL WINNSBORO-TRINITY MOTHER FRANCES WINNSBORO RURAL HEALTH CLIN*	\$ 23,372	\$ 15,678	Provider Tax	\$ -	Hospital-Based	See AttachK8
1497750962	MUENSTER MEMORIAL HOSPITAL MMH FAMILY HEALTH CLINI-MUENSTER HOSPITAL DISTRICT	\$ 17,463	\$ 11,714	IGT	\$ 4,803	Hospital-Based	See AttachK8
1114370632	NAVARRO HOSPITAL LP-NAVARRO REGIONAL HOSPITAL	\$ 137,395	\$ 92,164	Provider Tax	\$ -	Hospital-Based	See AttachK8
1730635202	NAVARRO HOSPITAL LP-NAVARRO REGIONAL HOSPITAL	\$ 2,457	\$ 1,648	Provider Tax	\$ -	Hospital-Based	See AttachK8
1508339219	NOCONA HOSPITAL DISTRICT-NGH RURAL HEALTH CLINIC NOCONA	\$ 16,172	\$ 10,848	IGT	\$ 7,727	Hospital-Based	See AttachK8
1255429155	NORTH RUNNELS COUNTY HOSPITAL-NORTH RUNNELS COUNTY HOSPITAL DISTRICT*	\$ 12,925	\$ 8,670	IGT	\$ 4,172	Hospital-Based	See AttachK8
1326445693	NORTH WHEELER COUNTY HOSPITAL DISTRICT-PARKVIEW RURAL HEALTH CLINIC*	\$ 19,594	\$ 13,144	IGT	\$ 2,669	Hospital-Based	See AttachK8
1528557410	OCHILTREE HOSPITAL DISTRICT-THE DE WITT FAMILY PRACTICE	\$ 18,484	\$ 12,399	IGT	\$ 4,085	Hospital-Based	See AttachK8
1619233368	OLNEY HAMILTON HOSPITAL DISTRICT-	\$ 8,311	\$ 5,575	IGT	\$ 3,183	Hospital-Based	See AttachK8
1184609265	PALO PINTO COUNTY HOSPITAL DISTRICT-BRIDGE TO HEALTH MOBILE CLINIC*	\$ 3,226	\$ 2,164	IGT	\$ 850	Hospital-Based	See AttachK8
1336124411	PALO PINTO COUNTY HOSPITAL DISTRICT-FAMILY HEALTH CLINIC OF SANTO*	\$ 1,654	\$ 1,109	IGT	\$ 212	Hospital-Based	See AttachK8
1912982174	PALO PINTO COUNTY HOSPITAL DISTRICT-PALO PINTO RURAL HEALTH*	\$ 2,788	\$ 1,870	IGT	\$ 666	Hospital-Based	See AttachK8
1518216902	PECOS COUNTY MEMORIAL HOSPITAL-	\$ 5,802	\$ 3,892	IGT	\$ 2,218	Hospital-Based	See AttachK8
1457307175	PECOS COUNTY MEMORIAL HOSPITAL-FAMILY CARE CENTER	\$ 117,418	\$ 78,764	IGT	\$ 44,608	Hospital-Based	See AttachK8
1851695316	PECOS COUNTY MEMORIAL HOSPITAL-FAMILY CARE CENTER WALK IN CLINIC	\$ 81,630	\$ 54,757	IGT	\$ 19,284	Hospital-Based	See AttachK8
1073654935	PECOS VALLEY RURAL HEALTH	\$ 222,782	\$ 149,442	IGT	\$ 66,190	Hospital-Based	See AttachK8
1871590653	PERRYTON HEALTH CENTER	\$ 87,433	\$ 58,650	IGT	\$ 23,177	Hospital-Based	See AttachK8
1497254858	PITTSBURG HOSPITAL LLC-UT HEALTH EAST TEXAS PITTSBURG HOSPITAL	\$ 248,749	\$ 166,861	Provider Tax	\$ -	Hospital-Based	See AttachK8
1417965286	PLAINVIEW RURAL HEALTHCLINIC-COVENANT HEALTHCARE CENTER PLAINVIEW	\$ 123,097	\$ 82,574	Provider Tax	\$ -	Hospital-Based	See AttachK8
1689659765	PPGH FAMILY HEALTH CLINIC-COMMUNITY CARE CENTER	\$ 125,311	\$ 84,059	IGT	\$ 44,904	Hospital-Based	See AttachK8
1417985086	PREFERRED HOSPITAL LEASING ELDORADO INC	\$ 13,609	\$ 9,129	IGT	\$ 3,410	Hospital-Based	See AttachK8
1811256696	PREFERRED HOSPITAL LEASING HEMPHILL INC-	\$ 49,019	\$ 32,882	IGT	\$ 8,770	Hospital-Based	See AttachK8
1407893316	PREFERRED HOSPITAL LEASING INC-COLLINGSWORTH FAMILY MEDICINE	\$ 43,872	\$ 29,429	IGT	\$ 12,093	Hospital-Based	See AttachK8
1578729653	PREFERRED HOSPITAL LEASING JUNCTION INC-JUNCTION MEDICAL CLINIC	\$ 35,293	\$ 23,674	IGT	\$ 14,290	Hospital-Based	See AttachK8
1124419163	PREFERRED HOSPITAL LEASING MULESHOE INC-	\$ 38,018	\$ 25,502	IGT	\$ 12,049	Hospital-Based	See AttachK8
1821484320	PREFERRED HOSPITAL LEASING MULESHOE, INC-MEDICAL CLINIC OF MULESHOE	\$ 29,677	\$ 19,908	IGT	\$ 7,339	Hospital-Based	See AttachK8
1073579942	PREFERRED HOSPITAL LEASING VAN HORN INC-VAN HORN RURAL HEALTH CLINIC	\$ 52,753	\$ 35,387	IGT	\$ 14,757	Hospital-Based	See AttachK8
1336590462	PROVIDENCE HEALTH ALLIANCE-PROVIDENCE FAMILY HEALTH CLINIC-HILLSBORO	\$ 259,468	\$ 174,051	Provider Tax	\$ -	Freestanding	See AttachK8
1699010371	ANDREWS COUNTY HOSPITAL DISTRICT-	\$ 60,744	\$ 40,747	IGT	\$ 14,333	Hospital-Based	See AttachK8
1205335726	QUITMAN HOSPITAL LLC-UT HEALTH EAST TEXAS QUITMAN HOSPITAL	\$ 114,686	\$ 76,931	Provider Tax	\$ -	Hospital-Based	See AttachK8
1306345764	QUITMAN HOSPITAL LLC-UT HEALTH EAST TEXAS QUITMAN HOSPITAL	\$ 51,004	\$ 34,213	Provider Tax	\$ -	Hospital-Based	See AttachK8
1932608452	QUITMAN HOSPITAL LLC-UT HEALTH EAST TEXAS QUITMAN HOSPITAL	\$ 16,700	\$ 11,202	Provider Tax	\$ -	Hospital-Based	See AttachK8
1326592692	RANKIN COUNTY HOSPITAL DISTRICT*	\$ 34	\$ 23	IGT	\$ 17	Hospital-Based	See AttachK8
1215983598	REFUGIO RURAL HEALTH CLINIC	\$ 37,072	\$ 24,868	IGT	\$ 4,909	Hospital-Based	See AttachK8
1083696496	ROBY RURAL HEALTH CLINIC	\$ 6,433	\$ 4,315	IGT	\$ 1,132	Hospital-Based	See AttachK8
1174982540	ROLLING PLAINS MEMORIAL HOSPITAL-	\$ 104,737	\$ 70,258	IGT	\$ 36,003	Hospital-Based	See AttachK8
1821399767	SCOTT & WHITE CLINIC - HORSESHOE BAY-	\$ 2,914	\$ 1,955	Provider Tax	\$ -	Hospital-Based	See AttachK8
1902384951	SCOTT & WHITE CLINIC-BAYLOR SCOTT & WHITE - THE BRENNAM CLINIC	\$ 84,921	\$ 56,965	Provider Tax	\$ -	Freestanding	See AttachK8
1457839409	SCOTT & WHITE CLINIC-BAYLOR SCOTT & WHITE CLINIC - BELLVILLE*	\$ 689	\$ 462	Provider Tax	\$ -	Freestanding	See AttachK8
1902107568	SCOTT AND WHITE HOSPITAL MARBLE FALLS-BAYLOR SCOTT AND WHITE CLINIC SAN SABA	\$ 32,970	\$ 22,116	Provider Tax	\$ -	Hospital-Based	See AttachK8

**Rural Access to Primary and Preventative Services (RAPPS)
SFY 2022**

National Provider Identifier	Each Provider	Total Amount of Directed Payment Each Provider Received	Federal Share of Directed Payment Each Provider Received	How is the state share of the Directed Payment financed (IGT, provider tax, etc)	Does the provider finance the state share for the Directed Payment? If so, how much?	Provider type/Class	Results of each performance Metric Associated with this Directed Payment for Each Provider
1639511207	SCOTT AND WHITE CLINIC JOHNSON CITY	\$ 8,302	\$ 5,569	Provider Tax	\$ -	Hospital-Based	See AttachK8
1699076257	SCOTT AND WHITE HOERSTER CLINIC LLANO-	\$ 62,724	\$ 42,075	Provider Tax	\$ -	Hospital-Based	See AttachK8
1376844936	SCOTT AND WHITE HOSPITAL LLANO-	\$ 151,223	\$ 101,440	Provider Tax	\$ -	Hospital-Based	See AttachK8
1730480393	SCOTT AND WHITE HOSPITAL LLANO-	\$ 48,109	\$ 32,271	Provider Tax	\$ -	Hospital-Based	See AttachK8
1316962103	SCURRY COUNTY HOSPITAL DISTRICT-COGDELL FAMILY CLINIC	\$ 258,773	\$ 173,585	IGT	\$ 74,847	Hospital-Based	See AttachK8
1356682298	ASCENSION SETON-ASCENSION SETON LULING HEALTH CENTER	\$ 17,768	\$ 11,919	Provider Tax	\$ -	Hospital-Based	See AttachK8
1205263134	ASCENSION SETON-ASCENSION SETON KINGSLAND HEALTH CENTER	\$ 2,108	\$ 1,414	Provider Tax	\$ -	Hospital-Based	See AttachK8
1144325481	SETON FAMILY OF HOSPITALS-SEBD CHILDRENS CARE-A-VAN	\$ 20,789	\$ 13,945	Provider Tax	\$ -	Hospital-Based	See AttachK8
1700392602	SETON FAMILY OF HOSPITALS-SETON BASTROP HEALTHCARE CENTER	\$ 19,342	\$ 12,975	Provider Tax	\$ -	Hospital-Based	See AttachK8
1871512228	SETON FAMILY OF HOSPITALS-SETON BERTRAM HEALTHCARE CENTER	\$ 8,912	\$ 5,978	Provider Tax	\$ -	Hospital-Based	See AttachK8
1952328924	SETON FAMILY OF HOSPITALS-ASCENSION SETON BURNET HEALTH CENTER	\$ 42,655	\$ 28,613	Provider Tax	\$ -	Hospital-Based	See AttachK8
1699947408	SETON FAMILY OF HOSPITALS-SETON LAMPASAS HEALTHCARE CENTER	\$ 4,906	\$ 3,291	Provider Tax	\$ -	Hospital-Based	See AttachK8
1235234576	ASCENSION SETON-ASCENSION SETON LOCKHART FAMILY HEALTH CENTER AT C	\$ 282,527	\$ 189,519	Provider Tax	\$ -	Hospital-Based	See AttachK8
1639697949	SETON FAMILY OF HOSPITALS-SETON LOCKHART FAMILY MEDICINE	\$ 5,327	\$ 3,573	Provider Tax	\$ -	Hospital-Based	See AttachK8
1912425000	SETON FAMILY OF HOSPITALS-SETON LOCKHART INTERNAL MEDICINE	\$ 3,639	\$ 2,441	Provider Tax	\$ -	Hospital-Based	See AttachK8
1730695594	SETON FAMILY OF HOSPITALS-SETON SMITHVILLE HEALTHCARE CENTER	\$ 36,536	\$ 24,508	Provider Tax	\$ -	Hospital-Based	See AttachK8
1164445094	SETON FAMILY OF HOSPITALS-SHL CARE-A-VAN	\$ 10,529	\$ 7,063	Provider Tax	\$ -	Hospital-Based	See AttachK8
1922206606	SONORA MEDICAL CLINIC	\$ 22,474	\$ 15,075	IGT	\$ 4,375	Hospital-Based	See AttachK8
1023173507	STARR COUNTY MEMORIAL HOSPITAL	\$ 102,409	\$ 68,696	IGT	\$ 33,884	Hospital-Based	See AttachK8
1366507477	STARR COUNTY MEMORIAL HOSPITAL	\$ 44,921	\$ 30,133	IGT	\$ 17,013	Hospital-Based	See AttachK8
1336547587	STONEWALL MEMORIAL HOSPITAL- ***	\$ 14,704	\$ 9,864	IGT	\$ -	Hospital-Based	See AttachK8
1184057598	STONEWALL MEMORIAL HOSPITAL DISTRICT-STONEWALL MEMORIAL HOSPITAL ***	\$ 13,255	\$ 8,891	IGT	\$ 8,694	Hospital-Based	See AttachK8
1245526961	SWISHER MEMORIAL HEALTHCARE SYSTEM-TULIA RURAL HEALTH CLINIC	\$ 40,085	\$ 26,889	IGT	\$ 7,272	Hospital-Based	See AttachK8
1063436525	TERRY MEMORIAL HOSPITAL DISTRICT-BROWNFIELD REGIONAL MEDICAL CENTER	\$ 26,390	\$ 17,702	IGT	\$ 23,763	Hospital-Based	See AttachK8
1114047875	THROCKMORTON RURAL HEALTH	\$ 7,945	\$ 5,330	IGT	\$ 3,532	Hospital-Based	See AttachK8
1033641105	TRINITY CLINIC-CHRISTUS TRINITY CLINIC	\$ 14,294	\$ 9,588	Provider Tax	\$ -	Freestanding	See AttachK8
1285631945	TYLER COUNTY HOSPITAL DISTRICT-TCH FAMILY MEDICAL CLINIC	\$ 20,343	\$ 13,646	IGT	\$ 6,977	Hospital-Based	See AttachK8
1659722197	UVALDE COUNTY HOSPITAL AUTHORITY-	\$ 17,860	\$ 11,981	IGT	\$ 7,280	Hospital-Based	See AttachK8
1891126959	UVALDE MEDICAL AND SURGICAL ASSOCIATES-	\$ 16,174	\$ 10,850	IGT	\$ 5,254	Hospital-Based	See AttachK8
1891124640	VAL VERDE HOSPITAL CORPORATION-VAL VERDE REGIONAL MEDICAL CENTER RHC	\$ 279,838	\$ 187,715	IGT	\$ 98,863	Hospital-Based	See AttachK8
1437178357	W J MANGOLD MEMORIAL HOSPITAL-W J MANGOLD MEMORIAL	\$ 74,172	\$ 49,755	IGT	\$ 26,195	Hospital-Based	See AttachK8
1659812725	WILSON COUNTY MEMORIAL HOSPITAL DISTRICT-	\$ 40,129	\$ 26,919	IGT	\$ 8,534	Hospital-Based	See AttachK8
1417498585	WILSON COUNTY MEMORIAL HOSPITAL DISTRICT-DBA CONNALLY MEMORIAL MEDICAL CENTER DBA CONNALLY	\$ 13,599	\$ 9,122	IGT	\$ 1,355	Hospital-Based	See AttachK8
1336143007	WINKLER COUNTY HOSPITAL DISTRICT-WINKLER COUNTY RURAL HEALTH CLINIC*	\$ 36,809	\$ 24,692	Provider Tax	\$ -	Hospital-Based	See AttachK8
1891820569	WINNIE COMMUNITY HOSPITAL LLC-WINNIE COMMUNITY CLINIC	\$ 103,509	\$ 69,434	Provider Tax	\$ -	Hospital-Based	See AttachK8
1467495184	WOODSBORO MEDICAL CLINIC	\$ 12,796	\$ 8,583	IGT	\$ 1,637	Hospital-Based	See AttachK8

NOTES

* Provider did not meet conditions of participation due to withdrawal or failure to respond to reporting requirements.

** Multiplied by 2 b/c Hutchinson HD transferred for both Golden Plains and Fritch in one transaction in the 2nd IGT call.

*** Stonewall IGT for 2 of their facilities (Line 167 and 168), total amount is attributed to the main facility.

Data includes reporting though Y1 Corrections period

Unique Measure ID	Provider ID	TPI	NPI	Provider Name	SDA	Y1 Active Measure	Program Component	Measure ID
R1013909936_R2-102	R1013909936	092126403	1013909936	FAITH COMM	MRSA West	Y	R2	R2-102
R1013909936_R2-103	R1013909936	092126403	1013909936	FAITH COMM	MRSA West	Y	R2	R2-103
R1013916287_R2-102	R1013916287	130781104	1013916287	SIEVERS MEC	MRSA Centra	Y	R2	R2-102
R1013916287_R2-103	R1013916287	130781104	1013916287	SIEVERS MEC	MRSA Centra	Y	R2	R2-103
R1023173507_R2-102	R1023173507	136332708	1023173507	SCMH ROMA	Hidalgo	Y	R2	R2-102
R1023173507_R2-103	R1023173507	136332708	1023173507	SCMH ROMA	Hidalgo	Y	R2	R2-103
R1033641105_R2-102	R1033641105	373787601	1033641105	CHRISTUS TR	MRSA Northe	Y	R2	R2-102
R1033641105_R2-103	R1033641105	373787601	1033641105	CHRISTUS TR	MRSA Northe	Y	R2	R2-103
R1033687900_R2-102	R1033687900	400610801	1033687900	NTMC HEALT	MRSA Northe	Y	R2	R2-102
R1033687900_R2-103	R1033687900	400610801	1033687900	NTMC HEALT	MRSA Northe	Y	R2	R2-103
R1043289804_R2-102	R1043289804	173157201	1043289804	CHRISTUS SP	Hidalgo	Y	R2	R2-102
R1043289804_R2-103	R1043289804	173157201	1043289804	CHRISTUS SP	Hidalgo	Y	R2	R2-103
R1043719560_R2-102	R1043719560	388660801	1043719560	JACKSONVILL	MRSA Northe	Y	R2	R2-102
R1043719560_R2-103	R1043719560	388660801	1043719560	JACKSONVILL	MRSA Northe	Y	R2	R2-103
R1063436525_R2-102	R1063436525	130618507	1063436525	BROWNFIELD	Lubbock	Y	R2	R2-102
R1063436525_R2-103	R1063436525	130618507	1063436525	BROWNFIELD	Lubbock	Y	R2	R2-103
R1063485548_R2-102	R1063485548	137305206	1063485548	CHRISTUS SO	Jefferson	Y	R2	R2-102
R1063485548_R2-103	R1063485548	137305206	1063485548	CHRISTUS SO	Jefferson	Y	R2	R2-103
R1063630937_R2-102	R1063630937	369828401	1063630937	PCA ROYSE C	Dallas	Y	R2	R2-102
R1063630937_R2-103	R1063630937	369828401	1063630937	PCA ROYSE C	Dallas	Y	R2	R2-103
R1073579942_R2-102	R1073579942	176355901	1073579942	VAN HORN R	MRSA West	Y	R2	R2-102
R1073579942_R2-103	R1073579942	176355901	1073579942	VAN HORN R	MRSA West	Y	R2	R2-103
R1073654935_R2-102	R1073654935	091933402	1073654935	PECOS VALLE	MRSA West	Y	R2	R2-102
R1073654935_R2-103	R1073654935	091933402	1073654935	PECOS VALLE	MRSA West	Y	R2	R2-103
R1073763439_R2-102	R1073763439	199602703	1073763439	CRANE COUN	MRSA West	Y	R2	R2-102
R1073763439_R2-103	R1073763439	199602703	1073763439	CRANE COUN	MRSA West	Y	R2	R2-103
R1083602940_R2-102	R1083602940	144130502	1083602940	LEVELLAND C	Lubbock	Y	R2	R2-102
R1083602940_R2-103	R1083602940	144130502	1083602940	LEVELLAND C	Lubbock	Y	R2	R2-103
R1083696496_R2-102	R1083696496	121239104	1083696496	ROBY RURAL	MRSA West	Y	R2	R2-102
R1083696496_R2-103	R1083696496	121239104	1083696496	ROBY RURAL	MRSA West	Y	R2	R2-103
R1093263501_R2-102	R1093263501	376091001	1093263501	FREESTONE H	MRSA Centra	Y	R2	R2-102
R1093263501_R2-103	R1093263501	376091001	1093263501	FREESTONE H	MRSA Centra	Y	R2	R2-103
R1104238047_R2-102	R1104238047	351110701	1104238047	HAMLIN MEC	MRSA West	Y	R2	R2-102
R1104238047_R2-103	R1104238047	351110701	1104238047	HAMLIN MEC	MRSA West	Y	R2	R2-103
R1104808112_R2-102	R1104808112	108080602	1104808112	CLEARFORK H	MRSA West	Y	R2	R2-102
R1104808112_R2-103	R1104808112	108080602	1104808112	CLEARFORK H	MRSA West	Y	R2	R2-103
R1114047875_R2-102	R1114047875	063568201	1114047875	THROCKMOF	MRSA West	Y	R2	R2-102
R1114047875_R2-103	R1114047875	063568201	1114047875	THROCKMOF	MRSA West	Y	R2	R2-103
R1114221199_R2-102	R1114221199	293082801	1114221199	DOCTORS MI	MRSA Centra	Y	R2	R2-102
R1114221199_R2-103	R1114221199	293082801	1114221199	DOCTORS MI	MRSA Centra	Y	R2	R2-103
R1114255833_R2-102	R1114255833	217836001	1114255833	RICE MEDICA	MRSA Centra	Y	R2	R2-102
R1114255833_R2-103	R1114255833	217836001	1114255833	RICE MEDICA	MRSA Centra	Y	R2	R2-103
R1114370632_R2-102	R1114370632	372627501	1114370632	NAVARRO PE	Dallas	Y	R2	R2-102
R1114370632_R2-103	R1114370632	372627501	1114370632	NAVARRO PE	Dallas	Y	R2	R2-103
R1124012935_R2-102	R1124012935	355638301	1124012935	HUNT REGIO	Dallas	Y	R2	R2-102
R1124012935_R2-103	R1124012935	355638301	1124012935	HUNT REGIO	Dallas	Y	R2	R2-103
R1124054069_R2-102	R1124054069	112273103	1124054069	ANDREWS FA	MRSA West	Y	R2	R2-102
R1124054069_R2-103	R1124054069	112273103	1124054069	ANDREWS FA	MRSA West	Y	R2	R2-103
R1124312749_R2-102	R1124312749	330163201	1124312749	THE PEDIATR	Hidalgo	Y	R2	R2-102

R1124312749_R2-103	R1124312749	330163201	1124312749	THE PEDIATR Hidalgo	Y	R2	R2-103
R1124419163_R2-102	R1124419163	362298701	1124419163	MULESHOE F MRSA West	Y	R2	R2-102
R1124419163_R2-103	R1124419163	362298701	1124419163	MULESHOE F MRSA West	Y	R2	R2-103
R1134113855_R2-102	R1134113855	211224501	1134113855	MEDICAL CLI Bexar	Y	R2	R2-102
R1134113855_R2-103	R1134113855	211224501	1134113855	MEDICAL CLI Bexar	Y	R2	R2-103
R1134186356_R2-102	R1134186356	162520401	1134186356	KNOX CITY C MRSA West	Y	R2	R2-102
R1134186356_R2-103	R1134186356	162520401	1134186356	KNOX CITY C MRSA West	Y	R2	R2-103
R1144324211_R2-102	R1144324211	348018801	1144324211	FRIONA RUR MRSA West	Y	R2	R2-102
R1144324211_R2-103	R1144324211	348018801	1144324211	FRIONA RUR MRSA West	Y	R2	R2-103
R1144325481_R2-102	R1144325481	174708101	1144325481	CHILDRENS C Travis	Y	R2	R2-102
R1144325481_R2-103	R1144325481	174708101	1144325481	CHILDRENS C Travis	Y	R2	R2-103
R1164445094_R2-102	R1164445094	164174801	1164445094	CHILDREN'S C Travis	Y	R2	R2-102
R1164445094_R2-103	R1164445094	164174801	1164445094	CHILDREN'S C Travis	Y	R2	R2-103
R1174533103_R2-102	R1174533103	144326901	1174533103	DALHART FA MRSA West	Y	R2	R2-102
R1174533103_R2-103	R1174533103	144326901	1174533103	DALHART FA MRSA West	Y	R2	R2-103
R1174982540_R2-102	R1174982540	365257001	1174982540	RPMH RUR MRSA West	Y	R2	R2-102
R1174982540_R2-103	R1174982540	365257001	1174982540	RPMH RUR MRSA West	Y	R2	R2-103
R1184057598_R2-102	R1184057598	063461001	1184057598	STONEWALL MRSA West	Y	R2	R2-102
R1184057598_R2-103	R1184057598	063461001	1184057598	STONEWALL MRSA West	Y	R2	R2-103
r1184941346_R2-102	r1184941346	281495601	1184941346	GARFIELD MI MRSA West	Y	R2	R2-102
r1184941346_R2-103	r1184941346	281495601	1184941346	GARFIELD MI MRSA West	Y	R2	R2-103
R1194777540_R2-102	R1194777540	185202203	1194777540	FCHC ROSEB MRSA Centra	Y	R2	R2-102
R1194777540_R2-103	R1194777540	185202203	1194777540	FCHC ROSEB MRSA Centra	Y	R2	R2-103
R1205263134_R2-102	R1205263134	380663001	1205263134	ASCENSION S MRSA Centra	Y	R2	R2-102
R1205263134_R2-103	R1205263134	380663001	1205263134	ASCENSION S MRSA Centra	Y	R2	R2-103
R1205335726_R2-102	R1205335726	387677301	1205335726	QUITMAN HC MRSA Northe	Y	R2	R2-102
R1205335726_R2-103	R1205335726	387677301	1205335726	QUITMAN HC MRSA Northe	Y	R2	R2-103
R1215983598_R2-102	R1215983598	063348901	1215983598	REFUGIO RUI Nueces	Y	R2	R2-102
R1215983598_R2-103	R1215983598	063348901	1215983598	REFUGIO RUI Nueces	Y	R2	R2-103
R1225095441_R2-102	R1225095441	163033701	1225095441	MUNDAY CLI MRSA West	Y	R2	R2-102
R1225095441_R2-103	R1225095441	163033701	1225095441	MUNDAY CLI MRSA West	Y	R2	R2-103
R1235234576_R2-102	R1235234576	147758001	1235234576	ASCENSION S Travis	Y	R2	R2-102
R1235234576_R2-103	R1235234576	147758001	1235234576	ASCENSION S Travis	Y	R2	R2-103
R1245526961_R2-102	R1245526961	312084201	1245526961	TULIA RURAL Lubbock	Y	R2	R2-102
R1245526961_R2-103	R1245526961	312084201	1245526961	TULIA RURAL Lubbock	Y	R2	R2-103
R1255370474_R2-102	R1255370474	063567401	1255370474	MCCAMEY H MRSA West	Y	R2	R2-102
R1255370474_R2-103	R1255370474	063567401	1255370474	MCCAMEY H MRSA West	Y	R2	R2-103
R1285631945_R2-102	R1285631945	162059301	1285631945	TCH FAMILY Jefferson	Y	R2	R2-102
R1285631945_R2-103	R1285631945	162059301	1285631945	TCH FAMILY Jefferson	Y	R2	R2-103
R1306345764_R2-102	R1306345764	388701001	1306345764	QUITMAN HC MRSA Northe	Y	R2	R2-102
R1306345764_R2-103	R1306345764	388701001	1306345764	QUITMAN HC MRSA Northe	Y	R2	R2-103
R1306484050_R2-102	R1306484050	413880201	1306484050	HUNTSVILLE Jefferson	Y	R2	R2-102
R1306484050_R2-103	R1306484050	413880201	1306484050	HUNTSVILLE Jefferson	Y	R2	R2-103
r1306849633_R2-102	r1306849633	137227810	1306849633	WEST TEXAS MRSA West	Y	R2	R2-102
r1306849633_R2-103	r1306849633	137227810	1306849633	WEST TEXAS MRSA West	Y	R2	R2-103
R1306970439_R2-102	R1306970439	132814810	1306970439	LCHD FAMILY Lubbock	Y	R2	R2-102
R1306970439_R2-103	R1306970439	132814810	1306970439	LCHD FAMILY Lubbock	Y	R2	R2-103
R1316176472_R2-102	R1316176472	188175703	1316176472	GOLDEN PLA Lubbock	Y	R2	R2-102
R1316176472_R2-103	R1316176472	188175703	1316176472	GOLDEN PLA Lubbock	Y	R2	R2-103
R1316962103_R2-102	R1316962103	136330110	1316962103	COGELL FAM MRSA West	Y	R2	R2-102
R1316962103_R2-103	R1316962103	136330110	1316962103	COGELL FAM MRSA West	Y	R2	R2-103
R1336537661_R2-102	R1336537661	331607701	1336537661	MOORE COU MRSA West	Y	R2	R2-102
R1336537661_R2-103	R1336537661	331607701	1336537661	MOORE COU MRSA West	Y	R2	R2-103
R1336547587_R2-102	R1336547587	350441701	1336547587	SPUR RURAL MRSA West	Y	R2	R2-102
R1336547587_R2-103	R1336547587	350441701	1336547587	SPUR RURAL MRSA West	Y	R2	R2-103
R1336560382_R2-102	R1336560382	337967901	1336560382	BRECKENRID MRSA West	Y	R2	R2-102
R1336560382_R2-103	R1336560382	337967901	1336560382	BRECKENRID MRSA West	Y	R2	R2-103

R1336590462_R2-102	R1336590462	367828601	1336590462	PROVIDENCE MRSA Centra	Y	R2	R2-102
R1336590462_R2-103	R1336590462	367828601	1336590462	PROVIDENCE MRSA Centra	Y	R2	R2-103
R1356308423_R2-102	R1356308423	162693901	1356308423	LHC FAMILY I Lubbock	Y	R2	R2-102
R1356308423_R2-103	R1356308423	162693901	1356308423	LHC FAMILY I Lubbock	Y	R2	R2-103
R1356607824_R2-102	R1356607824	314652401	1356607824	COLEMAN M MRSA West	Y	R2	R2-102
R1356607824_R2-103	R1356607824	314652401	1356607824	COLEMAN M MRSA West	Y	R2	R2-103
R1356682298_R2-102	R1356682298	206127703	1356682298	ASCENSION S Travis	Y	R2	R2-102
R1356682298_R2-103	R1356682298	206127703	1356682298	ASCENSION S Travis	Y	R2	R2-103
R1366507477_R2-102	R1366507477	136332709	1366507477	SCMH RURAL I Hidalgo	Y	R2	R2-102
R1366507477_R2-103	R1366507477	136332709	1366507477	SCMH RURAL I Hidalgo	Y	R2	R2-103
R1376844936_R2-102	R1376844936	283840103	1376844936	BAYLOR SCO Travis	Y	R2	R2-102
R1376844936_R2-103	R1376844936	283840103	1376844936	BAYLOR SCO Travis	Y	R2	R2-103
R1386751394_R2-102	R1386751394	210288101	1386751394	MEDICAL CLI Bexar	Y	R2	R2-102
R1386751394_R2-103	R1386751394	210288101	1386751394	MEDICAL CLI Bexar	Y	R2	R2-103
R1407355860_R2-102	R1407355860	387687201	1407355860	CARTHAGE H MRSA Northe	Y	R2	R2-102
R1407355860_R2-103	R1407355860	387687201	1407355860	CARTHAGE H MRSA Northe	Y	R2	R2-103
R1407893316_R2-102	R1407893316	126840108	1407893316	COLLINGSWC MRSA West	Y	R2	R2-102
R1407893316_R2-103	R1407893316	126840108	1407893316	COLLINGSWC MRSA West	Y	R2	R2-103
R1417489956_R2-102	R1417489956	374001101	1417489956	FCH RURAL F MRSA Northe	Y	R2	R2-102
R1417489956_R2-103	R1417489956	374001101	1417489956	FCH RURAL F MRSA Northe	Y	R2	R2-103
R1417498585_R2-102	R1417498585	135151214	1417498585	CONNALLY M Bexar	Y	R2	R2-102
R1417498585_R2-103	R1417498585	135151214	1417498585	CONNALLY M Bexar	Y	R2	R2-103
R1417965286_R2-102	R1417965286	121079103	1417965286	COVENANT F Lubbock	Y	R2	R2-102
R1417965286_R2-103	R1417965286	121079103	1417965286	COVENANT F Lubbock	Y	R2	R2-103
R1417985086_R2-102	R1417985086	180679603	1417985086	SCHLEICHER MRSA West	Y	R2	R2-102
R1417985086_R2-103	R1417985086	180679603	1417985086	SCHLEICHER MRSA West	Y	R2	R2-103
R1427334077_R2-102	R1427334077	085552006	1427334077	EL CAMPO M Harris	Y	R2	R2-102
R1427334077_R2-103	R1427334077	085552006	1427334077	EL CAMPO M Harris	Y	R2	R2-103
R1437178357_R2-102	R1437178357	126667807	1437178357	COGDELL CLI Lubbock	Y	R2	R2-102
R1437178357_R2-103	R1437178357	126667807	1437178357	COGDELL CLI Lubbock	Y	R2	R2-103
R1447274048_R2-102	R1447274048	107763801	1447274048	FAMILY MED Hidalgo	Y	R2	R2-102
R1447274048_R2-103	R1447274048	107763801	1447274048	FAMILY MED Hidalgo	Y	R2	R2-103
R1457307175_R2-102	R1457307175	091939102	1457307175	PECOS COUN MRSA West	Y	R2	R2-102
R1457307175_R2-103	R1457307175	091939102	1457307175	PECOS COUN MRSA West	Y	R2	R2-103
R1457337800_R2-102	R1457337800	157697701	1457337800	BRADY MEDI MRSA West	Y	R2	R2-102
R1457337800_R2-103	R1457337800	157697701	1457337800	BRADY MEDI MRSA West	Y	R2	R2-103
R1467495184_R2-102	R1467495184	092527302	1467495184	WOODSBORC Nueces	Y	R2	R2-102
R1467495184_R2-103	R1467495184	092527302	1467495184	WOODSBORC Nueces	Y	R2	R2-103
R1467742254_R2-102	R1467742254	348014701	1467742254	IOWA PARK C MRSA West	Y	R2	R2-102
R1467742254_R2-103	R1467742254	348014701	1467742254	IOWA PARK C MRSA West	Y	R2	R2-103
R1467799262_R2-102	R1467799262	326650401	1467799262	HIGH COUNT MRSA West	Y	R2	R2-102
R1467799262_R2-103	R1467799262	326650401	1467799262	HIGH COUNT MRSA West	Y	R2	R2-103
R1467879569_R2-102	R1467879569	361878701	1467879569	SEMINOLE F MRSA West	Y	R2	R2-102
R1467879569_R2-103	R1467879569	361878701	1467879569	SEMINOLE F MRSA West	Y	R2	R2-103
R1487088118_R2-102	R1487088118	368313802	1487088118	DEWITT MED Nueces	Y	R2	R2-102
R1487088118_R2-103	R1487088118	368313802	1487088118	DEWITT MED Nueces	Y	R2	R2-103
R1497153589_R2-102	R1497153589	137909112	1497153589	MEMORIAL M Nueces	Y	R2	R2-102
R1497153589_R2-103	R1497153589	137909112	1497153589	MEMORIAL M Nueces	Y	R2	R2-103
R1497254858_R2-102	R1497254858	388690501	1497254858	PITTSBURG F MRSA Northe	Y	R2	R2-102
R1497254858_R2-103	R1497254858	388690501	1497254858	PITTSBURG F MRSA Northe	Y	R2	R2-103
R1497750962_R2-102	R1497750962	063615101	1497750962	MMH FAMIL MRSA Northe	Y	R2	R2-102
R1497750962_R2-103	R1497750962	063615101	1497750962	MMH FAMIL MRSA Northe	Y	R2	R2-103
R1508339219_R2-102	R1508339219	082140705	1508339219	NGH RURAL I MRSA Northe	Y	R2	R2-102
R1508339219_R2-103	R1508339219	082140705	1508339219	NGH RURAL I MRSA Northe	Y	R2	R2-103
R1508855313_R2-102	R1508855313	121337303	1508855313	LEVELLAND C Lubbock	Y	R2	R2-102
R1508855313_R2-103	R1508855313	121337303	1508855313	LEVELLAND C Lubbock	Y	R2	R2-103
R1518032879_R2-102	R1518032879	190296701	1518032879	COGDELL CLI MRSA West	Y	R2	R2-102

R1518032879_R2-103	R1518032879	190296701	1518032879	COGDELL CL	MRSA West	Y	R2	R2-103
R1518216902_R2-102	R1518216902	317950901	1518216902	SANDERSON	MRSA West	Y	R2	R2-102
R1518216902_R2-103	R1518216902	317950901	1518216902	SANDERSON	MRSA West	Y	R2	R2-103
R1518411644_R2-102	R1518411644	377716101	1518411644	HEMPHILL CO	MRSA West	Y	R2	R2-102
R1518411644_R2-103	R1518411644	377716101	1518411644	HEMPHILL CO	MRSA West	Y	R2	R2-103
R1518465616_R2-102	R1518465616	388407401	1518465616	MID COAST M	Harris	Y	R2	R2-102
R1518465616_R2-103	R1518465616	388407401	1518465616	MID COAST M	Harris	Y	R2	R2-103
R1518900778_R2-102	R1518900778	111808503	1518900778	MILLS COUN	MRSA Centra	Y	R2	R2-102
R1518900778_R2-103	R1518900778	111808503	1518900778	MILLS COUN	MRSA Centra	Y	R2	R2-103
R1518976836_R2-102	R1518976836	111482902	1518976836	FAMILY MED	MRSA West	Y	R2	R2-102
R1518976836_R2-103	R1518976836	111482902	1518976836	FAMILY MED	MRSA West	Y	R2	R2-103
R1528015815_R2-102	R1528015815	186521404	1528015815	MEDICAL AR	MRSA West	Y	R2	R2-102
R1528015815_R2-103	R1528015815	186521404	1528015815	MEDICAL AR	MRSA West	Y	R2	R2-103
R1528030285_R2-102	R1528030285	137305204	1528030285	CHRISTUS SO	Jefferson	Y	R2	R2-102
R1528030285_R2-103	R1528030285	137305204	1528030285	CHRISTUS SO	Jefferson	Y	R2	R2-103
R1528557410_R2-102	R1528557410	395971001	1528557410	THE DEWITT	MRSA West	Y	R2	R2-102
R1528557410_R2-103	R1528557410	395971001	1528557410	THE DEWITT	MRSA West	Y	R2	R2-103
R1538123617_R2-102	R1538123617	130089908	1538123617	BALLINGER H	MRSA West	Y	R2	R2-102
R1538123617_R2-103	R1538123617	130089908	1538123617	BALLINGER H	MRSA West	Y	R2	R2-103
R1538150370_R2-102	R1538150370	092179302	1538150370	SHAMROCK C	MRSA West	Y	R2	R2-102
R1538150370_R2-103	R1538150370	092179302	1538150370	SHAMROCK C	MRSA West	Y	R2	R2-103
R1538486790_R2-102	R1538486790	287915701	1538486790	GARFIELD M	MRSA West	Y	R2	R2-102
R1538486790_R2-103	R1538486790	287915701	1538486790	GARFIELD M	MRSA West	Y	R2	R2-103
R1558311241_R2-102	R1558311241	063486701	1558311241	FCHC BREMC	MRSA Centra	Y	R2	R2-102
R1558311241_R2-103	R1558311241	063486701	1558311241	FCHC BREMC	MRSA Centra	Y	R2	R2-103
R1558313171_R2-102	R1558313171	063566601	1558313171	MEDICAL CE	MRSA West	Y	R2	R2-102
R1558313171_R2-103	R1558313171	063566601	1558313171	MEDICAL CE	MRSA West	Y	R2	R2-103
R1558474999_R2-102	R1558474999	112272302	1558474999	COLUMBUS M	MRSA Centra	Y	R2	R2-102
R1558474999_R2-103	R1558474999	112272302	1558474999	COLUMBUS M	MRSA Centra	Y	R2	R2-103
R1578729653_R2-102	R1578729653	204179001	1578729653	JUNCTION M	MRSA West	Y	R2	R2-102
R1578729653_R2-103	R1578729653	204179001	1578729653	JUNCTION M	MRSA West	Y	R2	R2-103
R1588672448_R2-102	R1588672448	092075302	1588672448	SANDHILLS F	MRSA West	Y	R2	R2-102
R1588672448_R2-103	R1588672448	092075302	1588672448	SANDHILLS F	MRSA West	Y	R2	R2-103
R1619233368_R2-102	R1619233368	347761401	1619233368	ARCHER CITY	MRSA West	Y	R2	R2-102
R1619233368_R2-103	R1619233368	347761401	1619233368	ARCHER CITY	MRSA West	Y	R2	R2-103
r1619968054_R2-102	r1619968054	063623501	1619968054	PLAINS CLINI	MRSA West	Y	R2	R2-102
r1619968054_R2-103	r1619968054	063623501	1619968054	PLAINS CLINI	MRSA West	Y	R2	R2-103
R1629173737_R2-102	R1629173737	133367605	1629173737	FCHC MARLI	MRSA Centra	Y	R2	R2-102
R1629173737_R2-103	R1629173737	133367605	1629173737	FCHC MARLI	MRSA Centra	Y	R2	R2-103
R1629215041_R2-102	R1629215041	284095101	1629215041	FAMILY PRAC	MRSA Centra	Y	R2	R2-102
R1629215041_R2-103	R1629215041	284095101	1629215041	FAMILY PRAC	MRSA Centra	Y	R2	R2-103
R1639511207_R2-102	R1639511207	342093704	1639511207	BAYLOR SCO	MRSA Centra	Y	R2	R2-102
R1639511207_R2-103	R1639511207	342093704	1639511207	BAYLOR SCO	MRSA Centra	Y	R2	R2-103
R1639678030_R2-102	R1639678030	387692201	1639678030	CARTHAGE H	MRSA Northe	Y	R2	R2-102
R1639678030_R2-103	R1639678030	387692201	1639678030	CARTHAGE H	MRSA Northe	Y	R2	R2-103
R1639697949_R2-102	R1639697949	386094201	1639697949	ASCENSION S	Travis	Y	R2	R2-102
R1639697949_R2-103	R1639697949	386094201	1639697949	ASCENSION S	Travis	Y	R2	R2-103
R1639735335_R2-102	R1639735335	407909704	1639735335	ADVENTHEA	MRSA Centra	Y	R2	R2-102
R1639735335_R2-103	R1639735335	407909704	1639735335	ADVENTHEA	MRSA Centra	Y	R2	R2-103
R1659360279_R2-102	R1659360279	063531001	1659360279	FAMILY MED	Lubbock	Y	R2	R2-102
R1659360279_R2-103	R1659360279	063531001	1659360279	FAMILY MED	Lubbock	Y	R2	R2-103
R1659722197_R2-102	R1659722197	111646907	1659722197	SABINAL HEA	MRSA West	Y	R2	R2-102
R1659722197_R2-103	R1659722197	111646907	1659722197	SABINAL HEA	MRSA West	Y	R2	R2-103
R1659770030_R2-102	R1659770030	350897001	1659770030	PARKSIDE FA	MRSA Centra	Y	R2	R2-102
R1659770030_R2-103	R1659770030	350897001	1659770030	PARKSIDE FA	MRSA Centra	Y	R2	R2-103
R1659812725_R2-102	R1659812725	135151218	1659812725	CONNALLY M	Bexar	Y	R2	R2-102
R1659812725_R2-103	R1659812725	135151218	1659812725	CONNALLY M	Bexar	Y	R2	R2-103

R1669468617_R2-102	R1669468617	121728302	1669468617	FAMILY MED MRSA Centra	Y	R2	R2-102
R1669468617_R2-103	R1669468617	121728302	1669468617	FAMILY MED MRSA Centra	Y	R2	R2-103
R1679560866_R2-102	R1679560866	136145311	1679560866	MARTIN COL MRSA West	Y	R2	R2-102
R1679560866_R2-103	R1679560866	136145311	1679560866	MARTIN COL MRSA West	Y	R2	R2-103
R1679562961_R2-102	R1679562961	063494101	1679562961	FAMILY PRAC MRSA Centra	Y	R2	R2-102
R1679562961_R2-103	R1679562961	063494101	1679562961	FAMILY PRAC MRSA Centra	Y	R2	R2-103
R1679926992_R2-102	R1679926992	284333606	1679926992	LIBERTY DAY Jefferson	Y	R2	R2-102
R1679926992_R2-103	R1679926992	284333606	1679926992	LIBERTY DAY Jefferson	Y	R2	R2-103
R1679992911_R2-102	R1679992911	063619301	1679992911	KENT COUNT MRSA West	Y	R2	R2-102
R1679992911_R2-103	R1679992911	063619301	1679992911	KENT COUNT MRSA West	Y	R2	R2-103
R1689659765_R2-102	R1689659765	111683203	1689659765	COMMUNITY MRSA West	Y	R2	R2-102
R1689659765_R2-103	R1689659765	111683203	1689659765	COMMUNITY MRSA West	Y	R2	R2-103
R1689872020_R2-102	R1689872020	193004201	1689872020	FRITCH MED Lubbock	Y	R2	R2-102
R1689872020_R2-103	R1689872020	193004201	1689872020	FRITCH MED Lubbock	Y	R2	R2-103
R1699010371_R2-102	R1699010371	324676104	1699010371	QUICK CARE MRSA West	Y	R2	R2-102
R1699010371_R2-103	R1699010371	324676104	1699010371	QUICK CARE MRSA West	Y	R2	R2-103
R1699076257_R2-102	R1699076257	282267803	1699076257	BAYLOR SCO MRSA Centra	Y	R2	R2-102
R1699076257_R2-103	R1699076257	282267803	1699076257	BAYLOR SCO MRSA Centra	Y	R2	R2-103
R1699171611_R2-102	R1699171611	349100302	1699171611	FRANKLIN CC MRSA Northe	Y	R2	R2-102
R1699171611_R2-103	R1699171611	349100302	1699171611	FRANKLIN CC MRSA Northe	Y	R2	R2-103
R1699332338_R2-102	R1699332338	409641401	1699332338	ADVENTHEA MRSA Centra	Y	R2	R2-102
R1699332338_R2-103	R1699332338	409641401	1699332338	ADVENTHEA MRSA Centra	Y	R2	R2-103
R1699947408_R2-102	R1699947408	212790401	1699947408	ASCENSION S MRSA Centra	Y	R2	R2-102
R1699947408_R2-103	R1699947408	212790401	1699947408	ASCENSION S MRSA Centra	Y	R2	R2-103
R1700392602_R2-102	R1700392602	394538801	1700392602	ASCENSION S Travis	Y	R2	R2-102
R1700392602_R2-103	R1700392602	394538801	1700392602	ASCENSION S Travis	Y	R2	R2-103
R1710135553_R2-102	R1710135553	204356401	1710135553	HICO CLINIC MRSA Centra	Y	R2	R2-102
R1710135553_R2-103	R1710135553	204356401	1710135553	HICO CLINIC MRSA Centra	Y	R2	R2-103
R1710974225_R2-102	R1710974225	111662603	1710974225	FAMILY MED MRSA West	Y	R2	R2-102
R1710974225_R2-103	R1710974225	111662603	1710974225	FAMILY MED MRSA West	Y	R2	R2-103
R1720404924_R2-102	R1720404924	366829502	1720404924	CANADIAN F MRSA West	Y	R2	R2-102
R1720404924_R2-103	R1720404924	366829502	1720404924	CANADIAN F MRSA West	Y	R2	R2-103
R1720540255_R2-102	R1720540255	402144601	1720540255	GOODALL-W MRSA Centra	Y	R2	R2-102
R1720540255_R2-103	R1720540255	402144601	1720540255	GOODALL-W MRSA Centra	Y	R2	R2-103
R1730480393_R2-102	R1730480393	287274901	1730480393	BAYLOR SCO MRSA Centra	Y	R2	R2-102
R1730480393_R2-103	R1730480393	287274901	1730480393	BAYLOR SCO MRSA Centra	Y	R2	R2-103
R1730557026_R2-102	R1730557026	360816801	1730557026	CUERO MED MRSA Centra	Y	R2	R2-102
R1730557026_R2-103	R1730557026	360816801	1730557026	CUERO MED MRSA Centra	Y	R2	R2-103
R1730635202_R2-102	R1730635202	372629101	1730635202	NAVARRO FA Dallas	Y	R2	R2-102
R1730635202_R2-103	R1730635202	372629101	1730635202	NAVARRO FA Dallas	Y	R2	R2-103
R1730695594_R2-102	R1730695594	396481901	1730695594	ASCENSION S Travis	Y	R2	R2-102
R1730695594_R2-103	R1730695594	396481901	1730695594	ASCENSION S Travis	Y	R2	R2-103
R1740358803_R2-102	R1740358803	138353111	1740358803	SEYMOUR HC MRSA West	Y	R2	R2-102
R1740358803_R2-103	R1740358803	138353111	1740358803	SEYMOUR HC MRSA West	Y	R2	R2-103
R1770082299_R2-102	R1770082299	389082401	1770082299	JACKSONVILL MRSA Northe	Y	R2	R2-102
R1770082299_R2-103	R1770082299	389082401	1770082299	JACKSONVILL MRSA Northe	Y	R2	R2-103
R1790723468_R2-102	R1790723468	137940613	1790723468	PCA GREENV Dallas	Y	R2	R2-102
R1790723468_R2-103	R1790723468	137940613	1790723468	PCA GREENV Dallas	Y	R2	R2-103
R1811135080_R2-102	R1811135080	092072002	1811135080	UNIVERSITY I El Paso	Y	R2	R2-102
R1811135080_R2-103	R1811135080	092072002	1811135080	UNIVERSITY I El Paso	Y	R2	R2-103
R1811256696_R2-102	R1811256696	309366801	1811256696	TOLEDO BEN MRSA Northe	Y	R2	R2-102
R1811256696_R2-103	R1811256696	309366801	1811256696	TOLEDO BEN MRSA Northe	Y	R2	R2-103
R1811987027_R2-102	R1811987027	111661804	1811987027	HEREFORD H Lubbock	Y	R2	R2-102
R1811987027_R2-103	R1811987027	111661804	1811987027	HEREFORD H Lubbock	Y	R2	R2-103
R1811999337_R2-102	R1811999337	091887202	1811999337	SIEVERS MED MRSA Centra	Y	R2	R2-102
R1811999337_R2-103	R1811999337	091887202	1811999337	SIEVERS MED MRSA Centra	Y	R2	R2-103
R1821277211_R2-102	R1821277211	208504501	1821277211	FOARD COUN MRSA West	Y	R2	R2-102

R1821277211_R2-103	R1821277211	208504501	1821277211	FOARD COUN	MRSA West	Y	R2	R2-103
R1821399767_R2-102	R1821399767	282309801	1821399767	BAYLOR SCO	MRSA Centra	Y	R2	R2-102
R1821399767_R2-103	R1821399767	282309801	1821399767	BAYLOR SCO	MRSA Centra	Y	R2	R2-103
R1821422551_R2-102	R1821422551	369552002	1821422551	YORKTOWN	MRSA Centra	Y	R2	R2-102
R1821422551_R2-103	R1821422551	369552002	1821422551	YORKTOWN	MRSA Centra	Y	R2	R2-103
R1821484320_R2-102	R1821484320	356468401	1821484320	MEDICAL CLI	MRSA West	Y	R2	R2-102
R1821484320_R2-103	R1821484320	356468401	1821484320	MEDICAL CLI	MRSA West	Y	R2	R2-103
R1831567122_R2-102	R1831567122	363141801	1831567122	GOLIAD FAM	Nueces	Y	R2	R2-102
R1831567122_R2-103	R1831567122	363141801	1831567122	GOLIAD FAM	Nueces	Y	R2	R2-103
R1831674209_R2-102	R1831674209	394293001	1831674209	FCH RURAL H	Tarrant	Y	R2	R2-102
R1831674209_R2-103	R1831674209	394293001	1831674209	FCH RURAL H	Tarrant	Y	R2	R2-103
R1841752375_R2-102	R1841752375	402149501	1841752375	GOODALL-W	MRSA Centra	Y	R2	R2-102
R1841752375_R2-103	R1841752375	402149501	1841752375	GOODALL-W	MRSA Centra	Y	R2	R2-103
R1851695316_R2-102	R1851695316	287117001	1851695316	FAMILY CARE	MRSA West	Y	R2	R2-102
R1851695316_R2-103	R1851695316	287117001	1851695316	FAMILY CARE	MRSA West	Y	R2	R2-103
R1861991226_R2-102	R1861991226	387681501	1861991226	JACKSONVILL	MRSA Northe	Y	R2	R2-102
R1861991226_R2-103	R1861991226	387681501	1861991226	JACKSONVILL	MRSA Northe	Y	R2	R2-103
R1871512228_R2-102	R1871512228	197064201	1871512228	ASCENSION S	Travis	Y	R2	R2-102
R1871512228_R2-103	R1871512228	197064201	1871512228	ASCENSION S	Travis	Y	R2	R2-103
R1871590653_R2-102	R1871590653	092107402	1871590653	PERRYTON H	MRSA West	Y	R2	R2-102
R1871590653_R2-103	R1871590653	092107402	1871590653	PERRYTON H	MRSA West	Y	R2	R2-103
R1881911030_R2-102	R1881911030	281093901	1881911030	HOMETOWN	MRSA West	Y	R2	R2-102
R1881911030_R2-103	R1881911030	281093901	1881911030	HOMETOWN	MRSA West	Y	R2	R2-103
R1891124640_R2-102	R1891124640	365016001	1891124640	VAL VERDE R	MRSA West	Y	R2	R2-102
R1891124640_R2-103	R1891124640	365016001	1891124640	VAL VERDE R	MRSA West	Y	R2	R2-103
R1891126959_R2-102	R1891126959	362826501	1891126959	UVALDE MEC	MRSA West	Y	R2	R2-102
R1891126959_R2-103	R1891126959	362826501	1891126959	UVALDE MEC	MRSA West	Y	R2	R2-103
R1891737920_R2-102	R1891737920	362063501	1891737920	ANSON FAMI	MRSA West	Y	R2	R2-102
R1891737920_R2-103	R1891737920	362063501	1891737920	ANSON FAMI	MRSA West	Y	R2	R2-103
R1891820569_R2-102	R1891820569	148698705	1891820569	WINNIE COM	Jefferson	Y	R2	R2-102
R1891820569_R2-103	R1891820569	148698705	1891820569	WINNIE COM	Jefferson	Y	R2	R2-103
R1902107568_R2-102	R1902107568	285657701	1902107568	BAYLOR SCO	MRSA Centra	Y	R2	R2-102
R1902107568_R2-103	R1902107568	285657701	1902107568	BAYLOR SCO	MRSA Centra	Y	R2	R2-103
R1902384951_R2-102	R1902384951	398142501	1902384951	BAYLOR SCO	MRSA Centra	Y	R2	R2-102
R1902384951_R2-103	R1902384951	398142501	1902384951	BAYLOR SCO	MRSA Centra	Y	R2	R2-103
R1902995525_R2-102	R1902995525	108081402	1902995525	FOX RURAL H	MRSA West	Y	R2	R2-102
R1902995525_R2-103	R1902995525	108081402	1902995525	FOX RURAL H	MRSA West	Y	R2	R2-103
R1912425000_R2-102	R1912425000	387699701	1912425000	ASCENSION S	Travis	Y	R2	R2-102
R1912425000_R2-103	R1912425000	387699701	1912425000	ASCENSION S	Travis	Y	R2	R2-103
R1922057561_R2-102	R1922057561	343829301	1922057561	YOUNG COU	MRSA West	Y	R2	R2-102
R1922057561_R2-103	R1922057561	343829301	1922057561	YOUNG COU	MRSA West	Y	R2	R2-103
R1922206606_R2-102	R1922206606	192383101	1922206606	SONORA ME	MRSA West	Y	R2	R2-102
R1922206606_R2-103	R1922206606	192383101	1922206606	SONORA ME	MRSA West	Y	R2	R2-103
R1932158367_R2-102	R1932158367	126889804	1932158367	FOUR OAKS M	MRSA Centra	Y	R2	R2-102
R1932158367_R2-103	R1932158367	126889804	1932158367	FOUR OAKS M	MRSA Centra	Y	R2	R2-103
R1932426772_R2-102	R1932426772	286782201	1932426772	HARDEMAN	MRSA West	Y	R2	R2-102
R1932426772_R2-103	R1932426772	286782201	1932426772	HARDEMAN	MRSA West	Y	R2	R2-103
R1932608452_R2-102	R1932608452	387698901	1932608452	QUITMAN HC	MRSA Northe	Y	R2	R2-102
R1932608452_R2-103	R1932608452	387698901	1932608452	QUITMAN HC	MRSA Northe	Y	R2	R2-103
R1942425343_R2-102	R1942425343	174319701	1942425343	LOVETT MER	MRSA West	Y	R2	R2-102
R1942425343_R2-103	R1942425343	174319701	1942425343	LOVETT MER	MRSA West	Y	R2	R2-103
R1942773874_R2-102	R1942773874	394303701	1942773874	MID COAST M	Harris	Y	R2	R2-102
R1942773874_R2-103	R1942773874	394303701	1942773874	MID COAST M	Harris	Y	R2	R2-103
R1952328924_R2-102	R1952328924	158738803	1952328924	ASCENSION S	Travis	Y	R2	R2-102
R1952328924_R2-103	R1952328924	158738803	1952328924	ASCENSION S	Travis	Y	R2	R2-103
R1952453946_R2-102	R1952453946	063459401	1952453946	MEDICAL CLI	Bexar	Y	R2	R2-102
R1952453946_R2-103	R1952453946	063459401	1952453946	MEDICAL CLI	Bexar	Y	R2	R2-103

R1952800310_R2-102	R1952800310	387377003	1952800310	HENDERSON	MRSA Northe	Y	R2	R2-102
R1952800310_R2-103	R1952800310	387377003	1952800310	HENDERSON	MRSA Northe	Y	R2	R2-103
R1972830008_R2-102	R1972830008	217210807	1972830008	RICE MEDICA	Harris	Y	R2	R2-102
R1972830008_R2-103	R1972830008	217210807	1972830008	RICE MEDICA	Harris	Y	R2	R2-103
R1992748693_R2-102	R1992748693	063595501	1992748693	JACKSON ME	MRSA Centra	Y	R2	R2-102
R1992748693_R2-103	R1992748693	063595501	1992748693	JACKSON ME	MRSA Centra	Y	R2	R2-103

[illegible]

[illegible]

[illegible]

[illegible]

[illegible]

[illegible]

Comprehensive Diabet Outcome			Apr 2022	01/01/21 - 12/31/21
Preventive Care and Sc Process			Apr 2022	01/01/21 - 12/31/21
Comprehensive Diabet Outcome			Apr 2022	01/01/21 - 12/31/21
Preventive Care and Sc Process			Apr 2022	01/01/21 - 12/31/21
Comprehensive Diabet Outcome			Apr 2022	01/01/21 - 12/31/21
Preventive Care and Sc Process			Apr 2022	01/01/21 - 12/31/21

Y1R2 Measure Eligibility	Y1R2 Provider Class	Y1R2 Source	Y1R2 Data Source - Claims	Y1R2 Data Source - EHR	Y1R2 Data Source - Data Exchange
Eligible	Hospital Based	Y1R1 Reporting Template		We used our E.H.R	
Eligible	Hospital Based	Y1R1 Reporting Template		We used our E.H.R	
Eligible	Hospital Based	Y1R1 Reporting Template		Used Nextgen EHR	
Eligible	Hospital Based	Y1R1 Reporting Template		Used report of all p	
Eligible	Hospital Based	Y1R1 Reporting Template		CPSI EVIDENT EHR	
Eligible	Hospital Based	Y1R1 Reporting Template			
Eligible	Freestanding	Y1R1 Reporting Template	This clinic is on EPI	This clinic is on EPIC and data is includ	
Eligible	Freestanding	Y1R1 Reporting Template	This clinic is on EPI	This clinic is on EPIC and data is includ	
Eligible	Hospital Based	Y1R1 Reporting Template		The E.H.R. was the	
Eligible	Hospital Based	Y1R1 Reporting Template		The E.H.R. was the	
Eligible	Hospital Based	Y1R1 Corrections Template		CHRISTUS used E.H	
Eligible	Hospital Based	Y1R1 Reporting Template		CHRISTUS used E.H	
Eligible	Hospital Based	Y1R1 Reporting Template		Includes NextGen (
Eligible	Hospital Based	Y1R1 Corrections Template		Includes NextGen (
Eligible	Hospital Based	Y1R1 Reporting Template		Denominator obta	
Eligible	Hospital Based	Y1R1 Reporting Template		Run report 4.02 wi	
Eligible	Hospital Based	Y1R1 Reporting Template			
Eligible	Hospital Based	Y1R1 Corrections Template			
Eligible	Freestanding	Y1R1 Corrections Template		We utilize the Epic	
Eligible	Freestanding	Y1R1 Reporting Template		We utilize the Epic	
Eligible	Hospital Based	Y1R1 Reporting Template	Report from billing		
Eligible	Hospital Based	Y1R1 Reporting Template	Report from billing		
Eligible	Hospital Based	Y1R1 Reporting Template		Numbers were cor	
Eligible	Hospital Based	Y1R1 Reporting Template		Numbers were cor	
Eligible	Hospital Based	Y1R1 Corrections Template	Ran a report of all	Ran a report for A	
Eligible	Hospital Based	Y1R1 Reporting Template	Ran a report of all	Ran a report includ	
Eligible	Hospital Based	Y1R1 Corrections Template		Pulse electronic he	
Eligible	Hospital Based	Y1R1 Reporting Template		Pulse electronic health record	
Eligible	Hospital Based	Y1R1 Corrections Template		A report was done	
Eligible	Hospital Based	Y1R1 Corrections Template	Reports ran by CPT	Reports ran for nu	
Eligible	Hospital Based	Y1R1 Reporting Template		Case Number 1335	
Eligible	Hospital Based	Y1R1 Reporting Template		AthenaHealth repo	
Eligible	Hospital Based	Y1R1 Reporting Template		I used our system ,	
Eligible	Hospital Based	Y1R1 Reporting Template		I used our system ,	
Eligible	Hospital Based	Y1R1 Corrections Template		A report was done	
Eligible	Hospital Based	Y1R1 Corrections Template	Reports ran by CPT	Reports ran for nu	
Eligible	Hospital Based	Y1R1 Reporting Template			
Eligible	Hospital Based	Y1R1 Reporting Template			
Eligible	Hospital Based	Y1R1 Reporting Template		Pulled data from D	
Eligible	Hospital Based	Y1R1 Reporting Template		Pulled data from D	
Eligible	Hospital Based	Y1R1 Reporting Template	The claims/billing s	Rice's clinic E.H.R s	
Eligible	Hospital Based	Y1R1 Corrections Template	The claims/billing s		
Eligible	Hospital Based	Y1R1 Corrections Template		Data is pulled from	
Eligible	Hospital Based	Y1R1 Corrections Template		Data is pulled from	
Eligible	Freestanding	Y1R1 Reporting Template		The electronic me	
Eligible	Freestanding	Y1R1 Reporting Template		The electronic me	
Eligible	Hospital Based	Y1R1 Reporting Template		Custom report	
Eligible	Hospital Based	Y1R1 Reporting Template		Custom report	
Eligible	Freestanding	Y1R1 Reporting Template	Ran a report with I		

Eligible	Freestanding	Y1R1 Reporting Template	Ran a report with I		
Eligible	Hospital Based	Y1R1 Reporting Template	Report from billing	Measure report is	
Eligible	Hospital Based	Y1R1 Reporting Template	Report from billing	Measure report is	
Eligible	Hospital Based	Y1R1 Reporting Template		Reports were run f	
Eligible	Hospital Based	Y1R1 Reporting Template	A report was run v	EHR reports were	
Eligible	Hospital Based	Y1R1 Reporting Template		We use Healthlanc	
Eligible	Hospital Based	Y1R1 Reporting Template		We use Healthlanc	
Eligible	Hospital Based	Y1R1 Reporting Template	Report from billing	Measure report is	
Eligible	Hospital Based	Y1R1 Reporting Template	Report from billing	Measure report is	
Eligible	Hospital Based	Y1R1 Reporting Template		E.H.R. administrati	
Eligible	Hospital Based	Y1R1 Reporting Template		E.H.R. administrati	
Eligible	Hospital Based	Y1R1 Reporting Template		E.H.R. administrati	
Eligible	Hospital Based	Y1R1 Reporting Template		E.H.R. administrati	
Eligible	Hospital Based	Y1R1 Reporting Template		Pulled reports out	
Eligible	Hospital Based	Y1R1 Reporting Template		Pulled reports out	
Eligible	Freestanding	Y1R1 Reporting Template		Denominator: Ad f	
Eligible	Freestanding	Y1R1 Reporting Template		SQL report for flu i	
Eligible	Hospital Based	Y1R1 Reporting Template		Financial class dete	
Eligible	Hospital Based	Y1R1 Reporting Template		Financial class dete	
Eligible	Freestanding	Y1R1 Reporting Template		All required data g	
Eligible	Freestanding	Y1R1 Reporting Template		All required data g	
Eligible	Hospital Based	Y1R1 Reporting Template	Data pulled via me	Data pulled via me	
Eligible	Hospital Based	Y1R1 Reporting Template	We pull informatio		
Eligible	Hospital Based	Y1R1 Corrections Template		E.H.R. administrati	
Eligible	Hospital Based	Y1R1 Reporting Template		E.H.R. administrati	
Eligible	Hospital Based	Y1R1 Reporting Template		Includes NextGen (
Eligible	Hospital Based	Y1R1 Corrections Template		Includes NextGen (
Eligible	Freestanding	Y1R1 Reporting Template		Cerner Electronic f	
Eligible	Freestanding	Y1R1 Reporting Template		Cerner Electronic f	
Eligible	Hospital Based	Y1R1 Reporting Template		We use Healthlanc	
Eligible	Hospital Based	Y1R1 Reporting Template		Healthland Centric	
Eligible	Hospital Based	Y1R1 Corrections Template		E.H.R. administrati	
Eligible	Hospital Based	Y1R1 Reporting Template		E.H.R. administrati	
Eligible	Hospital Based	Y1R1 Reporting Template		A report was gene	
Eligible	Hospital Based	Y1R1 Reporting Template		A report was gene	
Eligible	Hospital Based	Y1R1 Reporting Template			
Eligible	Hospital Based	Y1R1 Reporting Template		eClinical Work E.H	
Eligible	Hospital Based	Y1R1 Reporting Template	Using dates for the		
Eligible	Hospital Based	Y1R1 Reporting Template	Using dates for the		
Eligible	Hospital Based	Y1R1 Reporting Template		Includes NextGen (
Eligible	Hospital Based	Y1R1 Corrections Template		Includes NextGen (
Eligible	Hospital Based	Y1R1 Reporting Template	A report was run t	Athena Clinicals w	
Eligible	Hospital Based	Y1R1 Reporting Template	A report was run t	Athena Clinicals w	
Eligible	Hospital Based	Y1R1 Reporting Template		WTMC uses the EM	
Eligible	Hospital Based	Y1R1 Reporting Template		WTMC uses the EM	
Eligible	Hospital Based	Y1R1 Reporting Template		Using an AdHoc re	
Eligible	Hospital Based	Y1R1 Reporting Template	An adhoc report w	An adhoc report w	
Eligible	Freestanding	Y1R1 Corrections Template	GPCH pulled a listi	GPCH manually re	
Eligible	Freestanding	Y1R1 Corrections Template	GPCH pulled a listi	GPCH manually re	
Eligible	Hospital Based	Y1R1 Reporting Template	We pull data from	We used a report t	
Eligible	Hospital Based	Y1R1 Reporting Template		We used a report t	
Eligible	Hospital Based	Y1R1 Reporting Template		Eletronic Health re	
Eligible	Hospital Based	Y1R1 Reporting Template		Eletronic Health re	
Eligible	Hospital Based	Y1R1 Reporting Template		Clinic manager rev	
Eligible	Hospital Based	Y1R1 Reporting Template		Financial class dete	
Eligible	Hospital Based	Y1R1 Reporting Template		This is a result of n	
Eligible	Hospital Based	Y1R1 Reporting Template		This is a result of n	

Eligible	Hospital Based	Y1R1 Corrections Template		E.H.R. administrative	
Eligible	Hospital Based	Y1R1 Reporting Template		E.H.R. administrative	
Eligible	Hospital Based	Y1R1 Reporting Template		Ad hoc report	
Eligible	Hospital Based	Y1R1 Reporting Template		Ran Ad Hoc report	
Eligible	Hospital Based	Y1R1 Reporting Template	Report from billing	Measure report is	
Eligible	Hospital Based	Y1R1 Reporting Template	Report from billing	Measure report is	
Eligible	Hospital Based	Y1R1 Corrections Template		E.H.R. administrative	
Eligible	Hospital Based	Y1R1 Reporting Template		E.H.R. administrative	
Eligible	Hospital Based	Y1R1 Reporting Template	patient's with a dia	diabetic codes and	
Eligible	Hospital Based	Y1R1 Reporting Template	flu vaccine code	flu vaccine register	
Eligible	Hospital Based	Y1R1 Reporting Template		We utilize the Epic	
Eligible	Hospital Based	Y1R1 Reporting Template		We utilize the Epic	
Eligible	Hospital Based	Y1R1 Reporting Template		Reports were run f	
Eligible	Hospital Based	Y1R1 Reporting Template	A report was run v	EHR reports were	
Eligible	Hospital Based	Y1R1 Reporting Template		Includes NextGen	
Eligible	Hospital Based	Y1R1 Corrections Template		Includes NextGen	
Eligible	Hospital Based	Y1R1 Reporting Template	Report from billing		
Eligible	Hospital Based	Y1R1 Reporting Template	Report from billing		
Eligible	Hospital Based	Y1R1 Reporting Template		We used our E.H.R	
Eligible	Hospital Based	Y1R1 Reporting Template		We used our E.H.R	
Eligible	Hospital Based	Y1R1 Reporting Template		Used reports withi	
Eligible	Hospital Based	Y1R1 Reporting Template		Used reports withi	
Eligible	Hospital Based	Y1R1 Reporting Template		Allscripts EHR	
Eligible	Hospital Based	Y1R1 Reporting Template		Allscripts EHR	
Eligible	Hospital Based	Y1R1 Reporting Template	Report from billing		
Eligible	Hospital Based	Y1R1 Reporting Template	Report from billing		
Eligible	Hospital Based	Y1R1 Reporting Template	Claims charges use	A patient medicati	
Eligible	Hospital Based	Y1R1 Reporting Template	The charges billed	The EHR is used to	
Eligible	Hospital Based	Y1R1 Reporting Template		Pulled a report fro	
Eligible	Hospital Based	Y1R1 Reporting Template		Pulled a report fro	
Eligible	Freestanding	Y1R1 Reporting Template	We used our curre	We requested from DHR lab, which i	
Eligible	Freestanding	Y1R1 Reporting Template	We gathered all in	We gathered all information through	
Eligible	Hospital Based	Y1R1 Reporting Template		We use eMDS soft	
Eligible	Hospital Based	Y1R1 Reporting Template		We use eMDS soft	
Eligible	Hospital Based	Y1R1 Reporting Template		Lab director pulled	
Eligible	Hospital Based	Y1R1 Reporting Template		Reporting was set	
Eligible	Hospital Based	Y1R1 Reporting Template		Cerner Electronic	
Eligible	Hospital Based	Y1R1 Reporting Template		Cerner Electronic	
Eligible	Hospital Based	Y1R1 Reporting Template		Hemoglobin A1c re	
Eligible	Hospital Based	Y1R1 Reporting Template		Influenza immuniz	
Eligible	Hospital Based	Y1R1 Reporting Template		Pulled reports out	
Eligible	Hospital Based	Y1R1 Reporting Template		pulled reports from	
Eligible	Hospital Based	Y1R1 Reporting Template	financial class info	A1C test results we	
Eligible	Hospital Based	Y1R1 Reporting Template	claims data was pu		
Eligible	Hospital Based	Y1R1 Reporting Template		pulled report from	
Eligible	Hospital Based	Y1R1 Reporting Template		pulled report from	
Eligible	Hospital Based	Y1R1 Reporting Template	Partnered with thi	Partnered with thi	
Eligible	Hospital Based	Y1R1 Reporting Template	Partnered with thi	Partnered with thi	
Eligible	Hospital Based	Y1R1 Reporting Template		Includes NextGen	
Eligible	Hospital Based	Y1R1 Corrections Template		Includes NextGen	
Eligible	Hospital Based	Y1R1 Reporting Template		Looked at specific	
Eligible	Hospital Based	Y1R1 Reporting Template		Looked at flu shot	
Eligible	Hospital Based	Y1R1 Reporting Template	Utilized system rep	Hemoglobin A1C la	
Eligible	Hospital Based	Y1R1 Reporting Template	PRODUCTIVITY RE	QUALITY MEASUR	
Eligible	Hospital Based	Y1R1 Corrections Template		Pulse electronic he	
Eligible	Hospital Based	Y1R1 Reporting Template		Pulse electronic health record	
Eligible	Hospital Based	Y1R1 Reporting Template		The Evident EHR	

Eligible	Hospital Based	Y1R1 Reporting Template		The Evident electronic	
Eligible	Hospital Based	Y1R1 Reporting Template		We use eMDS software	
Eligible	Hospital Based	Y1R1 Reporting Template		We use eMDS software	
Eligible	Hospital Based	Y1R1 Reporting Template		EBO data reports are	
Eligible	Hospital Based	Y1R1 Reporting Template		EBO data reports are	
Eligible	Hospital Based	Y1R1 Reporting Template	Claims charges used	A patient medication	
Eligible	Hospital Based	Y1R1 Reporting Template	The charges billed	The EHR is used to	
Eligible	Hospital Based	Y1R1 Reporting Template		Reports to determine	
Eligible	Hospital Based	Y1R1 Reporting Template		Reports to determine	
Eligible	Hospital Based	Y1R1 Reporting Template	The name of our A	The name of our E	
Eligible	Hospital Based	Y1R1 Reporting Template	Our E.H.R is Thrive	Our E.H.R is Thrive	
Eligible	Hospital Based	Y1R1 Corrections Template		queried electronic	
Eligible	Hospital Based	Y1R1 Corrections Template		Electronic health r	
Eligible	Hospital Based	Y1R1 Reporting Template			
Eligible	Hospital Based	Y1R1 Corrections Template			
Eligible	Hospital Based	Y1R1 Reporting Template	Data pulled from t	Patient data pulled	
Eligible	Hospital Based	Y1R1 Corrections Template	Data pulled from t		
Eligible	Hospital Based	Y1R1 Reporting Template	Diagnosis codes w	Reports for the de	
Eligible	Hospital Based	Y1R1 Reporting Template		A report was ran w	
Eligible	Hospital Based	Y1R1 Reporting Template	Report from billing	Report from E.H.R	
Eligible	Hospital Based	Y1R1 Reporting Template	Report from billing	Report from E.H.R	
Eligible	Freestanding	Y1R1 Reporting Template		All required data g	
Eligible	Freestanding	Y1R1 Reporting Template		All required data g	
Eligible	Hospital Based	Y1R1 Reporting Template	Data pulled via me	Data pulled via me	
Eligible	Hospital Based	Y1R1 Reporting Template	We pull informatio		
Eligible	Hospital Based	Y1R1 Reporting Template		The EHR system, C	
Eligible	Hospital Based	Y1R1 Reporting Template		The EHR system, C	
Eligible	Hospital Based	Y1R1 Corrections Template		Report run out of c	
Eligible	Hospital Based	Y1R1 Corrections Template		Report run out of c	
Eligible	Hospital Based	Y1R1 Reporting Template	Report from billing		
Eligible	Hospital Based	Y1R1 Reporting Template	Report from billing		
Eligible	Hospital Based	Y1R1 Reporting Template	Claims/Billing data	The electronic hea	
Eligible	Hospital Based	Y1R1 Reporting Template		The electronic hea	
Eligible	Hospital Based	Y1R1 Reporting Template			
Eligible	Hospital Based	Y1R1 Reporting Template			
Eligible	Hospital Based	Y1R1 Reporting Template		Plains Clinic uses t	
Eligible	Hospital Based	Y1R1 Reporting Template		Plains Clinic uses t	
Eligible	Hospital Based	Y1R1 Reporting Template	Data pulled via me	Data pulled via me	
Eligible	Hospital Based	Y1R1 Reporting Template	Report pulled from		
Eligible	Hospital Based	Y1R1 Reporting Template		eClinicalWorks	
Eligible	Hospital Based	Y1R1 Reporting Template		eClinicalWorks	
Eligible	Hospital Based	Y1R1 Reporting Template		We utilize the Epic	
Eligible	Hospital Based	Y1R1 Reporting Template		We utilize the Epic	
Eligible	Hospital Based	Y1R1 Reporting Template		Includes NextGen c	
Eligible	Hospital Based	Y1R1 Corrections Template		Includes NextGen c	
Eligible	Hospital Based	Y1R1 Corrections Template		E.H.R. administrati	
Eligible	Hospital Based	Y1R1 Reporting Template		E.H.R. administrati	
Eligible	Freestanding	Y1R1 Reporting Template		Greenway Insights reporting applicati	
Eligible	Freestanding	Y1R1 Reporting Template		Greenway Insights reporting applicati	
Eligible	Hospital Based	Y1R1 Corrections Template		Pulse electronic he	
Eligible	Hospital Based	Y1R1 Reporting Template		Pulse electronic health record	
Eligible	Hospital Based	Y1R1 Reporting Template	Used billing diagno	Used documented	
Eligible	Hospital Based	Y1R1 Reporting Template	used billed proced	used documented	
Eligible	Hospital Based	Y1R1 Reporting Template		pulled report from	
Eligible	Hospital Based	Y1R1 Reporting Template		pulled report from	
Eligible	Hospital Based	Y1R1 Reporting Template		Used reports withi	
Eligible	Hospital Based	Y1R1 Reporting Template		Used reports withi	

Eligible	Hospital Based	Y1R1 Reporting Template		CPSI adhoc reports	
Eligible	Hospital Based	Y1R1 Reporting Template		RAN REPORT FROM	
Eligible	Hospital Based	Y1R1 Corrections Template		Electronic Health F	
Eligible	Hospital Based	Y1R1 Reporting Template	Data by patient ch	Data is house in	
Eligible	Hospital Based	Y1R1 Reporting Template		eClinicalWorks	
Eligible	Hospital Based	Y1R1 Reporting Template		eClinicalWorks	
Eligible	Hospital Based	Y1R1 Reporting Template		Report obtained o	
Eligible	Hospital Based	Y1R1 Reporting Template		Report obtained o	
Eligible	Hospital Based	Y1R1 Reporting Template		Financial class dete	
Eligible	Hospital Based	Y1R1 Reporting Template		Financial class dete	
Eligible	Hospital Based	Y1R1 Corrections Template		We used our EHR I	
Eligible	Hospital Based	Y1R1 Corrections Template		We used our EHR I	
Eligible	Hospital Based	Y1R1 Corrections Template	FMC pulled a listin	FMC manually re	
Eligible	Hospital Based	Y1R1 Corrections Template	FMC pulled a listin	FMC manually revi	
Eligible	Hospital Based	Y1R1 Reporting Template		Custom report	
Eligible	Hospital Based	Y1R1 Reporting Template		Custom report	
Eligible	Hospital Based	Y1R1 Reporting Template		We utilize the Epic	
Eligible	Hospital Based	Y1R1 Reporting Template		We utilize the Epic	
Eligible	Freestanding	Y1R1 Corrections Template	We use Athena He		
Eligible	Freestanding	Y1R1 Corrections Template	The claim report is		
Eligible	Freestanding	Y1R1 Reporting Template		Greenway Insights reporting applicati	
Eligible	Freestanding	Y1R1 Reporting Template		Greenway Insights reporting applicati	
Eligible	Hospital Based	Y1R1 Corrections Template		E.H.R. administrati	
Eligible	Hospital Based	Y1R1 Reporting Template		E.H.R. administrati	
Eligible	Hospital Based	Y1R1 Corrections Template		E.H.R. administrati	
Eligible	Hospital Based	Y1R1 Reporting Template		E.H.R. administrati	
Eligible	Hospital Based	Y1R1 Reporting Template		eClinicalWorks	
Eligible	Hospital Based	Y1R1 Reporting Template		eClinicalWorks	
Eligible	Hospital Based	Y1R1 Reporting Template		Ad Hoc report out	
Eligible	Hospital Based	Y1R1 Reporting Template		Ad Hoc report pull	
Eligible	Hospital Based	Y1R1 Reporting Template		EBO data reports a	
Eligible	Hospital Based	Y1R1 Reporting Template		EBO data reports a	
Eligible	Hospital Based	Y1R1 Reporting Template		DA2 report was ut	
Eligible	Hospital Based	Y1R1 Reporting Template		DA2 report was ut	
Eligible	Hospital Based	Y1R1 Reporting Template		We utilize the Epic	
Eligible	Hospital Based	Y1R1 Reporting Template		We utilize the Epic	
Eligible	Hospital Based	Y1R1 Reporting Template		pulled report from	
Eligible	Hospital Based	Y1R1 Reporting Template		pulled report from	
Eligible	Hospital Based	Y1R1 Corrections Template		Data is pulled from	
Eligible	Hospital Based	Y1R1 Corrections Template		Data is pulled from	
Eligible	Hospital Based	Y1R1 Corrections Template		E.H.R. administrati	
Eligible	Hospital Based	Y1R1 Reporting Template		E.H.R. administrati	
Eligible	Hospital Based	Y1R1 Reporting Template		The EHR was utiliz	
Eligible	Hospital Based	Y1R1 Reporting Template		The EHR was utiliz	
Eligible	Hospital Based	Y1R1 Reporting Template		Includes NextGen (
Eligible	Hospital Based	Y1R1 Corrections Template		Includes NextGen (
Eligible	Freestanding	Y1R1 Reporting Template		We utilize the Epic	
Eligible	Freestanding	Y1R1 Reporting Template		We utilize the Epic	
Eligible	Hospital Based	Y1R1 Reporting Template	Soria used to extra	Cerner Electronic I	
Eligible	Hospital Based	Y1R1 Reporting Template	Soria used to extra	Cerner Electronic I	
Eligible	Hospital Based	Y1R1 Reporting Template	Report from billing	Measure report is	
Eligible	Hospital Based	Y1R1 Reporting Template	Report from billing	Measure report is	
Eligible	Hospital Based	Y1R1 Reporting Template		We ran a report in	
Eligible	Hospital Based	Y1R1 Reporting Template	We used our charg	We used our EHR,	
Eligible	Hospital Based	Y1R1 Reporting Template		Used Nextgen EHR	
Eligible	Hospital Based	Y1R1 Reporting Template		Used report of all p	
Eligible	Hospital Based	Y1R1 Reporting Template	Data range Januar	ADHOC report was	

Eligible	Hospital Based	Y1R1 Reporting Template	Data range August	ADHOC report was	
Eligible	Hospital Based	Y1R1 Reporting Template		We utilize the Epic	
Eligible	Hospital Based	Y1R1 Reporting Template		We utilize the Epic	
Eligible	Hospital Based	Y1R1 Reporting Template		pulled report from	
Eligible	Hospital Based	Y1R1 Reporting Template		pulled report from	
Eligible	Freestanding	Y1R1 Reporting Template	Report from billing	Measure report is	
Eligible	Freestanding	Y1R1 Reporting Template	Report from billing	Measure report is	
Eligible	Hospital Based	Y1R1 Reporting Template		pulled report from	
Eligible	Hospital Based	Y1R1 Reporting Template		pulled report from	
Eligible	Hospital Based	Y1R1 Reporting Template		We used our E.H.R	
Eligible	Hospital Based	Y1R1 Reporting Template		We used our E.H.R	
Eligible	Hospital Based	Y1R1 Reporting Template		DA2 report was ut	
Eligible	Hospital Based	Y1R1 Reporting Template		DA2 report was ut	
Eligible	Hospital Based	Y1R1 Reporting Template		We use eMDS soft	
Eligible	Hospital Based	Y1R1 Reporting Template		We use eMDS soft	
Eligible	Hospital Based	Y1R1 Reporting Template		Includes NextGen	
Eligible	Hospital Based	Y1R1 Corrections Template		Includes NextGen	
Eligible	Hospital Based	Y1R1 Corrections Template		E.H.R. administrati	
Eligible	Hospital Based	Y1R1 Reporting Template		E.H.R. administrati	
Eligible	Hospital Based	Y1R1 Reporting Template	Report pulled off t	Patient data pulled	
Eligible	Hospital Based	Y1R1 Reporting Template	Data pulled from t		
Eligible	Freestanding	Y1R1 Reporting Template		All required data g	
Eligible	Freestanding	Y1R1 Reporting Template		All required data g	
Eligible	Hospital Based	Y1R1 Reporting Template		Meditech Expanse	
Eligible	Hospital Based	Y1R1 Reporting Template		Meditech Expanse	
Eligible	Hospital Based	Y1R1 Reporting Template	Used billing diagno	Used documented	
Eligible	Hospital Based	Y1R1 Reporting Template	used billed proced	used documented	
Eligible	Hospital Based	Y1R1 Reporting Template	We ran a statistica	We did chart revie	
Eligible	Hospital Based	Y1R1 Reporting Template	We printed a list o	We reviewed the l	
Eligible	Hospital Based	Y1R1 Reporting Template	Used to help ident	Used to identify pa	
Eligible	Hospital Based	Y1R1 Reporting Template	Pulled charge data		
Eligible	Hospital Based	Y1R1 Reporting Template		We utilize the Epic	
Eligible	Hospital Based	Y1R1 Reporting Template		We utilize the Epic	
Eligible	Hospital Based	Y1R1 Reporting Template		We utilize the Epic	
Eligible	Hospital Based	Y1R1 Reporting Template		We utilize the Epic	
Eligible	Hospital Based	Y1R1 Reporting Template	We used claims da	We used our E.H.R	
Eligible	Hospital Based	Y1R1 Reporting Template	We ran an adhoc i	We used our E.H.R	
Eligible	Hospital Based	Y1R1 Corrections Template		E.H.R. administrati	
Eligible	Hospital Based	Y1R1 Reporting Template		E.H.R. administrati	
Eligible	Hospital Based	Y1R1 Reporting Template	I ran a report show	I ran a report show	
Eligible	Hospital Based	Y1R1 Reporting Template		I ran a report of all	
Eligible	Hospital Based	Y1R1 Reporting Template		EVIDENT CPSI EMP	
Eligible	Hospital Based	Y1R1 Reporting Template		EVIDENT CPSI	
Eligible	Hospital Based	Y1R1 Corrections Template		Report run out of c	
Eligible	Hospital Based	Y1R1 Corrections Template		Report run out of c	
Eligible	Hospital Based	Y1R1 Reporting Template	Data range Janaur	ADHOC report was	
Eligible	Hospital Based	Y1R1 Reporting Template	Data range August	ADHOC report was	
Eligible	Hospital Based	Y1R1 Reporting Template		Includes NextGen	
Eligible	Hospital Based	Y1R1 Corrections Template		Includes NextGen	
Eligible	Hospital Based	Y1R1 Reporting Template			
Eligible	Hospital Based	Y1R1 Reporting Template			
Eligible	Hospital Based	Y1R1 Reporting Template	Claims charges use	A patient medicati	
Eligible	Hospital Based	Y1R1 Reporting Template	The charges billed	The EHR is used to	
Eligible	Hospital Based	Y1R1 Corrections Template		E.H.R. administrati	
Eligible	Hospital Based	Y1R1 Reporting Template		E.H.R. administrati	
Eligible	Hospital Based	Y1R1 Reporting Template		Reports were run f	
Eligible	Hospital Based	Y1R1 Reporting Template	A report was run v	EHR reports were	

Eligible	Hospital Based	Y1R1 Reporting Template		Includes NextGen	
Eligible	Hospital Based	Y1R1 Corrections Template		Includes NextGen	
Eligible	Hospital Based	Y1R1 Reporting Template	The claims/billing	Rice's clinic E.H.R s	
Eligible	Hospital Based	Y1R1 Corrections Template	The claims/billing		
Eligible	Hospital Based	Y1R1 Corrections Template		Our EHR uses prog	
Eligible	Hospital Based	Y1R1 Corrections Template		Our EHR uses prog	

Y1R2 Data Source - HIE	Y1R2 Data Source - Registry	Y1R2 Data Source - Chart Review	Y1R2 Data Source - Other	Y1R2 MMC Reported	Y1R2: Sampling Used	Y1R2 All Payer Numer.	Y1R2 All Payer Denom.	Y1R2 All Payer Rate
				Yes	No	36	164	0.219512
				Yes	No	195	3319	0.058753
		Reviewed charts for		Yes	No	61	548	0.111314
				Yes	No	1338	24616	0.054355
				Yes	No	67	719	0.093185
		All Influenza logs for		Yes	No	180	180	1
led.			Patient data extracted	Yes	No	77	377	0.204244
led			Patient data extracted	Yes	No	643	2228	0.2886
				No	No	9	17	0.529412
				No	No	25	106	0.235849
				Yes	No	38	117	0.324786
				Yes	No	10	125	0.08
				No	No	38	133	0.285714
				No	No	149	713	0.208976
		numerator obtained		Yes	No	88	281	0.313167
		Charts that were obtained		Yes	Yes	1044.282	5800	0.180049
			Patient data extracted	Yes	Yes	17.89474	340	0.052632
			Patient data extracted	Yes	No	187	1235	0.151417
				No	No	20	106	0.188679
				No	No	1232	3691	0.333785
	Measure report is	Manual review was		No	No	91	209	0.435407
	Measure report is			No	No	179	718	0.249304
				No	No	276	595	0.463866
				No	No	343	4204	0.081589
	Ran a report including			Yes	No	23	234	0.098291
	Ran a report including			Yes	No	187	338	0.553254
		A1c value capture		No	No	106	663	0.159879
				No	No	280	4952	0.056543
				Yes	No	29	106	0.273585
				Yes	No	190	525	0.361905
				Yes	No	18	167	0.107784
				Yes	No	473	10995	0.04302
		I had to manually go		Yes	No	55	133	0.413534
		I had to manually go		Yes	No	166	1212	0.136964
				Yes	No	29	262	0.110687
				Yes	No	780	2060	0.378641
	Patients are registered	Charts of patients		Yes	No	10	796	0.012563
	A patient registry is	Each influenza immunization		Yes	No	10	116	0.086207
				No	No	272	840	0.32381
				No	Yes	2631.2	4485	0.586667
				Yes	No	226	392	0.576531
			ImmTrac reports verified	Yes	No	715	2705	0.264325
				Yes	No	2	2	1
				Yes	No	285	1035	0.275362
				Yes	No	221	675	0.327407
				Yes	No	1184	3351	0.353327
				Yes	No	238	894	0.266219
				Yes	No	3816	15500	0.246194
				Yes	No	0	0	

				Yes	No	127	4334	0.029303
				No	No	96	237	0.405063
				No	No	177	882	0.20068
				Yes	No	797	1550	0.514194
				Yes	No	2298	7170	0.320502
				No	No	16	136	0.117647
				No	No	275	2128	0.129229
				No	No	119	325	0.366154
				No	No	273	1910	0.142932
				Yes	No	0	0	
				Yes	No	76	212	0.358491
				Yes	No	0	0	
				Yes	No	126	243	0.518519
				Yes	No	126	311	0.405145
			Maually applied pe	Yes	No	287	8660	0.033141
				Yes	No	552	684	0.807018
				Yes	No	1359	4813	0.28236
			Clinic manager rev	Yes	No	7	139	0.05036
				Yes	No	54	1167	0.046272
			Manual chart review	Yes	No	31	131	0.236641
			Manual chart review	Yes	No	159	1598	0.099499
				Yes	No	26	484	0.053719
				Yes	No	121	1415	0.085512
				Yes	No	25	280	0.089286
				Yes	No	721	1131	0.637489
				No	No	187	543	0.344383
				No	No	695	3864	0.179865
			We use i2i Tracks	Yes	No	357	575	0.62087
			We use i2i Tracks	Yes	No	223	480	0.464583
				No	No	65	404	0.160891
				No	No	224	2111	0.106111
				Yes	No	45	480	0.09375
				Yes	No	904	2470	0.365992
				Yes	No	106	514	0.206226
				Yes	No	250	3256	0.076781
			charts were manu	Yes	No	37	154	0.24026
				Yes	No	235	7046	0.033352
			Using dates for the	Yes	No	80	391	0.204604
			Using the two rep	Yes	Yes	649.386	2517	0.258
				No	No	120	518	0.23166
				No	Yes	1159.659	2634	0.440265
				Yes	No	32	4407	0.007261
				Yes	No	444	2822	0.157335
			Although the EMD	No	No	181	684	0.26462
				No	No	168	5608	0.029957
			Manual Chart review	Yes	Yes	182.8051	814	0.224576
				Yes	No	295	4309	0.068461
			GPCH manually re	Yes	No	366	555	0.659459
			GPCH manually r	Yes	No	40	4131	0.009683
		This gives us a list	After pulling the re	Yes	No	156	1193	0.130763
			After pulling the re	Yes	No	1363	5161	0.264096
				Yes	No	95	358	0.265363
				Yes	No	1321	4755	0.277813
			Financial class det	Yes	No	7	97	0.072165
				Yes	No	54	872	0.061927
				Yes	No	419	612	0.684641
				Yes	No	266	1747	0.152261

				Yes	No	246	1194	0.20603
				Yes	No	1300	7227	0.179881
				Yes	No	295	1541	0.191434
				Yes	No	446	18897	0.023602
				No	No	221	440	0.502273
				No	No	483	2476	0.195073
				Yes	No	35	302	0.115894
				Yes	No	132	633	0.208531
		hba1c not perform		Yes	No	40	119	0.336134
	flu vaccine admini	flu vaccine admini	texas ImmTrac 2 re	Yes	No	306	1052	0.290875
				No	No	36	180	0.2
				No	No	3629	7176	0.505713
				Yes	No	478	725	0.65931
				Yes	No	1198	2579	0.464521
				No	No	16	52	0.307692
				No	No	265	1352	0.196006
	Measure report is			No	No	73	134	0.544776
	Measure report is			No	No	196	816	0.240196
				Yes	No	58	283	0.204947
				Yes	No	234	4303	0.054381
				No	No	400	989	0.404449
				No	No	2317	4607	0.50293
				Yes	No	8	16	0.5
				Yes	No	19	279	0.0681
	Measure report is	Manual review wa		No	No	67	121	0.553719
	Measure report is			No	No	122	561	0.217469
	Patient registration			Yes	No	67	521	0.128599
	The registration is			Yes	No	1035	8736	0.118475
				No	No	102	487	0.209446
				No	No	434	2190	0.198174
s the lab we use to generate a report with all patients' results of >9 for the				Yes	No	159	728	0.218407
our EMR program, we entered all procedure codes for preventive Care and				Yes	No	282	13296	0.021209
				No	No	107	452	0.236726
				No	No	416	2461	0.169037
				Yes	No	77	777	0.099099
				Yes	No	49	7443	0.006583
			We use i2i Tracks s	Yes	No	119	190	0.626316
			We use i2i Tracks s	Yes	No	78	176	0.443182
				No	No	61	331	0.18429
				No	No	948	3119	0.303944
				Yes	No	122	180	0.677778
				Yes	No	350	7791	0.044924
				Yes	No	98	601	0.163062
				Yes	No	869	7814	0.111211
				Yes	No	65	347	0.18732
				Yes	No	1335	1893	0.70523
		Quality check of in		Yes	No	1164	1326	0.877828
		Quality check of in		Yes	No	1053	8046	0.130872
				No	No	236	853	0.276671
				No	No	1329	4142	0.320859
				Yes	No	31	271	0.114391
				Yes	No	87	1391	0.062545
		Reviewed all patie		Yes	No	345	497	0.694165
				Yes	No	730	6951	0.105021
		A1c value capture		No	No	74	380	0.194737
				No	No	330	5320	0.06203
				No	No	18	155	0.116129

			No	No	123	635	0.193701
			No	No	9	48	0.1875
			No	No	18	296	0.060811
		Manual abstractio	Yes	No	83	239	0.34728
		Manual chart abst	Yes	No	126	1966	0.06409
	Patient registration		Yes	No	22	154	0.142857
	The registration is		Yes	No	81	3488	0.023222
		Patient charts wer	No	Yes	50.58228	148	0.341772
		A manual chart rev	No	Yes	214.0058	861	0.248555
		All medical record:	No	No	98	1174	0.083475
		All medical record:	No	No	131	7342	0.017843
		Manual chart review	No	Yes	114.2269	591	0.193277
		Manual chart review	No	No	398	5316	0.074868
		Patient informatio	Yes	Yes	14.88312	382	0.038961
		Patient data extrac	Yes	No	294	1564	0.18798
			Yes	No	84	306	0.27451
			Yes	No	231	350	0.66
		Data was verified f	Yes	No	54	263	0.205323
	Immtrac, Texas Va	Charts were manu	Yes	Yes	267.6832	1502	0.178218
			No	No	97	210	0.461905
			No	No	140	1028	0.136187
		Manual chart review	Yes	No	12	88	0.136364
		Manual chart review	Yes	No	106	729	0.145405
			Yes	No	15	215	0.069767
			Yes	No	167	926	0.180346
			Yes	No	158	458	0.344978
			Yes	No	767	2580	0.297287
			Yes	No	60	298	0.201342
			Yes	No	1024	5279	0.193976
	Measure report is	Manual review wa	No	No	88	206	0.427184
	Measure report is		No	No	222	1055	0.210427
		Manual chart review	Yes	No	172	1374	0.125182
			Yes	No	282	412	0.684466
		I ran an ADHOC re	Yes	No	156	1872	0.083333
		I ran an ADHOC re	Yes	No	75	996	0.075301
		Although the EMD	No	No	31	119	0.260504
			No	No	85	1213	0.070074
			Yes	No	116	539	0.215213
			Yes	No	460	4755	0.09674
			Yes	No	19	144	0.131944
			Yes	No	308	571	0.539405
			No	No	7	43	0.162791
			No	No	484	1175	0.411915
			No	No	223	839	0.265793
			No	No	978	4217	0.231918
			Yes	No	21	175	0.12
			Yes	No	227	833	0.272509
on.			Yes	Yes	248.0744	3333	0.07443
on.			Yes	Yes	2048.094	21900	0.09352
		A1c value capture	No	No	121	862	0.140371
			No	No	369	5902	0.062521
	Used diabetic regis		Yes	No	12	55	0.218182
			Yes	No	42	950	0.044211
			Yes	No	51	631	0.080824
			Yes	No	4827	6564	0.735375
			No	No	237	471	0.503185
			No	No	1286	3616	0.355642

				Yes	No	159	858	0.185315
				Yes	No	265	3962	0.066885
				Yes	No	102	545	0.187156
				Yes	Yes	203	203	1
				Yes	No	83	404	0.205446
				Yes	No	1429	2543	0.561935
		Manual chart review		No	No	115	202	0.569307
		Occasional manual		No	Yes	282.5186	1073	0.263298
		Clinic manager review		Yes	No	6	54	0.111111
		Clinic manager review		Yes	No	19	609	0.031199
			AcmeWare compliance	Yes	No	429	639	0.671362
			AcmeWare compliance	Yes	No	176	3240	0.054321
		FMC manually reviewed		Yes	No	91	158	0.575949
		FMC manually reviewed		Yes	No	120	1438	0.083449
				Yes	No	7	8	0.875
				Yes	No	762	5656	0.134724
				No	No	30	110	0.272727
				No	No	1312	4099	0.320078
				Yes	Yes	100	100	1
				Yes	Yes	100	100	1
on.				Yes	Yes	175.1748	1002	0.174825
on.				Yes	Yes	544.1079	5041	0.107937
				Yes	No	26	237	0.109705
				Yes	No	213	624	0.341346
				Yes	No	117	681	0.171806
				Yes	No	717	2509	0.285771
				Yes	No	142	422	0.336493
				Yes	No	1024	2572	0.398134
				Yes	Yes	10.13158	77	0.131579
				Yes	Yes	287.1358	401	0.716049
		Manual chart audit		Yes	No	128	291	0.439863
		Manual chart audit		Yes	No	286	2594	0.110254
		Some lab tests were		Yes	No	83	382	0.217277
				Yes	No	210	2342	0.089667
				No	No	25	138	0.181159
				No	No	2263	4641	0.48761
				Yes	No	378	2522	0.149881
				Yes	No	10848	11631	0.93268
				Yes	No	131	474	0.276371
				Yes	No	806	1336	0.603293
				Yes	No	36	265	0.135849
				Yes	No	496	1203	0.412303
				Yes	No	62	270	0.22963
				Yes	No	486	2273	0.213814
				No	No	172	557	0.308797
				No	No	895	3684	0.242942
				No	No	85	432	0.196759
				No	No	6627	14287	0.463848
				Yes	No	150	621	0.241546
				Yes	No	760	1479	0.513861
				No	No	110	306	0.359477
			Some patient financial	No	No	230	1503	0.153027
		From my diagnosis		Yes	Yes	203.9757	502	0.406326
				Yes	No	747	6382	0.117048
		Reviewed charts for		Yes	No	10	73	0.136986
				Yes	No	42	1817	0.023115
	Patients scheduled	Chart audits were		Yes	No	8	59	0.135593

	Patients registered	Chart audits were		Yes	Yes	150	1345	0.111524
				No	No	23	110	0.209091
				No	No	2101	4066	0.516724
				Yes	No	37	351	0.105413
				Yes	No	2832	3042	0.930966
				No	No	66	129	0.511628
				No	No	236	456	0.517544
				Yes	No	21	247	0.08502
				Yes	No	230	2317	0.099266
				Yes	No	8	67	0.119403
				Yes	No	52	1282	0.040562
		Some lab tests were		Yes	No	133	854	0.155738
				Yes	No	1190	5957	0.199765
				No	No	18	29	0.62069
				No	No	416	2461	0.169037
				No	No	139	509	0.273084
				No	No	1294	3861	0.335146
				Yes	No	28	244	0.114754
				Yes	No	531	774	0.686047
				Yes	No	70	308	0.227273
				Yes	Yes	329	329	1
		Manual chart review		Yes	No	35	206	0.169903
		Manual chart review		Yes	No	206	2563	0.080375
	Patient Registry was	The manual chart review		No	No	192	817	0.235006
				No	No	2460	6006	0.40959
	Used diabetic register			Yes	No	85	489	0.173824
				Yes	No	219	2926	0.074846
				Yes	Yes	117.6774	380	0.309677
				Yes	Yes	300	4170	0.071942
		Pulled charts for manual review	Used lab results for manual review	Yes	Yes	14.14	101	0.14
	Used census report		Added Medicare to manual review	Yes	No	276	2263	0.121962
				No	No	20	53	0.377358
				No	No	523	1785	0.292997
				No	No	77	382	0.201571
				No	No	7651	17679	0.432773
		We manually reviewed		Yes	Yes	252.9275	1043	0.2425
		We manually reviewed		Yes	Yes	210.6126	6691	0.031477
				Yes	No	43	407	0.105651
				Yes	No	590	1188	0.496633
				Yes	No	76	220	0.345455
	Counted all the State			Yes	No	230	3525	0.065248
				No	No	1477	14007	0.105447
				No	No	260	11024	0.023585
				Yes	No	0	88	0
				Yes	No	285	1445	0.197232
	Patients scheduled	Chart audits were		Yes	Yes	26.21053	249	0.105263
	Patients registered	Chart audits were		Yes	Yes	1225.985	7410	0.16545
				No	No	1	22	0.045455
				No	No	24	90	0.266667
			I ran an ADHOC review	Yes	No	156	1872	0.083333
			I ran an ADHOC review	Yes	No	455	6314	0.072062
	Patient registration			Yes	No	32	99	0.323232
	The registration is			Yes	No	114	1449	0.078675
				Yes	No	59	609	0.09688
				Yes	No	1216	2534	0.479874
				Yes	No	537	647	0.829985
				Yes	No	854	2157	0.39592

				No	No	143	359	0.398329
				No	No	703	3330	0.211111
				Yes	No	151	188	0.803191
			ImmTrac reports v	Yes	No	565	2319	0.243639
				Yes	No	344	435	0.790805
				Yes	No	596	2796	0.213162

Y1R2 MMC Numer.	Y1R2 MMC Denom.	Y1R2 MMC Rate	Y1R2 All Medicaid/ Other Medicaid Numer.	Y1R2 All Medicaid / Other Medicaid Denom.	Y1R2 All Medicaid/ Other Medicaid Rate	Y1R2 Uninsured Numer.	Y1R2 Uninsured Denom.	Y1R2 Uninsure d Rate	Y1R2 Feedback Status
2	9	0.222222	4	13	0.307692	2	15	0.133333	Accepted with Feedback
24	223	0.107623	15	185	0.081081	25	1654	0.015115	Accepted with Feedback
6	36	0.166667	6	73	0.082192	0	0		Accepted with Feedback
495	7346	0.067384	71	209	0.339713	0	0		Accepted with Feedback
7	719	0.009736	4	719	0.005563	2	719	0.002782	Accepted with Feedback
50	180	0.277778	54	180	0.3	0	0		Accepted with Feedback
5	26	0.192308	1	2	0.5	13	36	0.361111	Accepted
140	542	0.258303	13	41	0.317073	21	236	0.088983	Accepted
			4	7	0.571429	3	6	0.5	Accepted
			13	49	0.265306	7	26	0.269231	Accepted
3	12	0.25	2	4	0.5	1	4	0.25	Accepted
0	12	0	1	7	0.142857	0	18	0	Accepted with Feedback
			9	22	0.409091	1	9	0.111111	Accepted
			37	178	0.207865	4	43	0.093023	Accepted
0	1	0	16	37	0.432432	3	28	0.107143	Accepted with Feedback
51.4074	347	0.148148	344.1575	1861	0.184932	76.53333	574	0.133333	Accepted with Feedback
0	10	0	0	1	0	0	18	0	Accepted
16	94	0.170213	2	104	0.019231	0	0		Accepted
0	0		0	1	0	0	0		Accepted
			66	281	0.234875	0	0		Accepted with Feedback
			1	7	0.142857	6	16	0.375	Accepted
			34	108	0.314815	7	46	0.152174	Accepted with Feedback
			20	39	0.512821	42	65	0.646154	Accepted with Feedback
			83	976	0.085041	20	475	0.042105	Accepted with Feedback
2	12	0.166667	0	1	0	1	6	0.166667	Accepted with Feedback
37	188	0.196809	1	1	1	18	18	1	Accepted with Feedback
0	0		16	71	0.225352	55	96	0.572917	Accepted with Feedback
			74	938	0.078891	10	957	0.010449	Accepted
4	6	0.666667	2	6	0.333333	11	43	0.255814	Accepted
16	70	0.228571	2	10	0.2	25	157	0.159236	Accepted
4	8	0.5	0	9	0	3	18	0.166667	Accepted with Feedback
37	2033	0.0182	3	33	0.090909	31	597	0.051926	Accepted with Feedback
2	2	1	6	14	0.428571	7	11	0.636364	Accepted with Feedback
12	134	0.089552	21	139	0.151079	8	182	0.043956	Accepted with Feedback
1	9	0.111111	3	28	0.107143	2	19	0.105263	Accepted
40	170	0.235294	46	97	0.474227	27	203	0.133005	Accepted
2	159	0.012579	0	12	0	8	625	0.0128	Accepted with Feedback
0	0		5	5	1	5	5	1	Accepted with Feedback
			17	45	0.377778	42	88	0.477273	Accepted
			143.2405	492	0.291139	165	429	0.384615	Accepted with Feedback
11	18	0.611111	8	18	0.444444	31	49	0.632653	Accepted
101	474	0.21308	35	83	0.421687	19	234	0.081197	Accepted
0	0		0	0		1	1	1	Accepted
2	6	0.333333	3	5	0.6	3	33	0.090909	Accepted
19	35	0.542857	12	27	0.444444	14	37	0.378378	Accepted with Feedback
140	389	0.359897	121	480	0.252083	25	226	0.110619	Accepted with Feedback
17	47	0.361702	2	2	1	67	111	0.603604	Accepted with Feedback
921	3649	0.252398	18	152	0.118421	199	1672	0.119019	Accepted with Feedback
0	0		0	0		0	0		Accepted with Feedback

112	3760	0.029787	0	0		15	170	0.088235	Accepted with Feedback
			3	5	0.6	15	24	0.625	Accepted with Feedback
			18	44	0.409091	13	91	0.142857	Accepted with Feedback
59	92	0.641304	12	18	0.666667	100	166	0.60241	Accepted
387	1371	0.282276	7	77	0.090909	101	706	0.143059	Accepted
			2	7	0.285714	2	16	0.125	Accepted with Feedback
			43	264	0.162879	19	440	0.043182	Accepted with Feedback
			2	9	0.222222	19	45	0.422222	Accepted with Feedback
			32	303	0.105611	13	247	0.052632	Accepted with Feedback
0	0		0	0		0	0		Accepted with Feedback
16	67	0.238806	40	85	0.470588	9	23	0.391304	Accepted with Feedback
0	0		0	0		0	0		Accepted with Feedback
22	42	0.52381	14	26	0.538462	15	26	0.576923	Accepted with Feedback
1	1	1	3	5	0.6	7	9	0.777778	Accepted with Feedback
16	330	0.048485	68	1318	0.051593	25	488	0.05123	Accepted with Feedback
24	41	0.585366	3	4	0.75	37	50	0.74	Accepted with Feedback
283	1062	0.266478	14	79	0.177215	29	306	0.094771	Accepted
0	5	0	2	16	0.125	0	12	0	Accepted with Feedback
2	118	0.016949	5	65	0.076923	4	230	0.017391	Accepted with Feedback
6	14	0.428571	0	1	0	3	7	0.428571	Accepted with Feedback
52	454	0.114537	0	1	0	1	90	0.011111	Accepted with Feedback
3	17	0.176471	0	1	0	5	27	0.185185	Accepted with Feedback
24	176	0.136364	0	28	0	12	206	0.058252	Accepted with Feedback
1	6	0.166667	0	1	0	0	0		Accepted
4	9	0.444444	5	9	0.555556	0	1	0	Accepted with Feedback
			22	75	0.293333	24	40	0.6	Accepted
			171	981	0.174312	25	381	0.065617	Accepted
32	51	0.627451	16	39	0.410256	11	13	0.846154	Accepted
23	60	0.383333	25	34	0.735294	1	5	0.2	Accepted with Feedback
			2	13	0.153846	4	26	0.153846	Accepted with Feedback
			26	239	0.108787	11	453	0.024283	Accepted with Feedback
6	46	0.130435	2	8	0.25	0	3	0	Accepted
226	641	0.352574	278	686	0.405248	1	3	0.333333	Accepted with Feedback
7	18	0.388889	0	0		16	48	0.333333	Accepted with Feedback
13	555	0.023423	1	41	0.02439	13	421	0.030879	Accepted with Feedback
1	5	0.2	0	1	0	8	52	0.153846	Accepted with Feedback
11	838	0.013126	0	20	0	0	1437	0	Accepted with Feedback
6	19	0.315789	3	19	0.157895	5	12	0.416667	Accepted with Feedback
14.1739	163	0.086957	35.69231	116	0.307692	18.75556	211	0.088889	Accepted with Feedback
			16	35	0.457143	14	38	0.368421	Accepted
			111.1077	314	0.353846	12.08696	139	0.086957	Accepted
0	35	0	7	1644	0.004258	7	827	0.008464	Accepted with Feedback
9	29	0.310345	152	739	0.205683	38	276	0.137681	Accepted with Feedback
			7	20	0.35	36	121	0.297521	Accepted with Feedback
			31	889	0.034871	2	540	0.003704	Accepted with Feedback
5	34	0.147059	8	33	0.242424	45	131	0.343511	Accepted with Feedback
25	575	0.043478	0	36	0	20	138	0.144928	Accepted with Feedback
6	7	0.857143	34	45	0.755556	38	52	0.730769	Accepted
3	407	0.007371	9	1241	0.007252	1	238	0.004202	Accepted
11	53	0.207547	1	9	0.111111	35	193	0.181347	Accepted with Feedback
180	806	0.223325	18	114	0.157895	64	724	0.088398	Accepted with Feedback
3	8	0.375	2	11	0.181818	20	33	0.606061	Accepted with Feedback
253	1259	0.200953	42	202	0.207921	110	661	0.166415	Accepted with Feedback
0	6	0	0	12	0	1	4	0.25	Accepted with Feedback
10	138	0.072464	4	36	0.111111	19	192	0.098958	Accepted with Feedback
8	13	0.615385	5	7	0.714286	19	74	0.256757	Accepted
17	140	0.121429	14	155	0.090323	13	227	0.057269	Accepted with Feedback

10	24	0.416667	11	41	0.268293	10	22	0.454545	Accepted
129	760	0.169737	250	1484	0.168464	3	24	0.125	Accepted with Feedback
33	120	0.275	0	0		65	187	0.347594	Accepted with Feedback
152	5625	0.027022	2	135	0.014815	118	1980	0.059596	Accepted with Feedback
			13	21	0.619048	43	63	0.68254	Accepted with Feedback
			96	474	0.202532	13	295	0.044068	Accepted with Feedback
3	17	0.176471	0	4	0	3	5	0.6	Accepted
2	25	0.08	0	9	0	0	0		Accepted with Feedback
5	5	1	0	1	0	0	2	0	Accepted with Feedback
45	179	0.251397	1	2	0.5	15	147	0.102041	Accepted with Feedback
			6	11	0.545455	2	2	1	Accepted
			823	1816	0.453194	1	20	0.05	Accepted with Feedback
30	38	0.789474	8	10	0.8	60	73	0.821918	Accepted
186	374	0.497326	1	19	0.052632	33	161	0.204969	Accepted
			5	15	0.333333	1	1	1	Accepted
			108	499	0.216433	2	67	0.029851	Accepted
			7	11	0.636364	14	16	0.875	Accepted with Feedback
			14	173	0.080925	8	83	0.096386	Accepted with Feedback
2	8	0.25	2	6	0.333333	10	32	0.3125	Accepted with Feedback
16	210	0.07619	6	240	0.025	10	1682	0.005945	Accepted with Feedback
			26	63	0.412698	126	297	0.424242	Accepted with Feedback
			144	294	0.489796	569	1098	0.518215	Accepted with Feedback
1	5	0.2	0	0		1	1	1	Accepted
2	41	0.04878	3	28	0.107143	0	9	0	Accepted with Feedback
			2	10	0.2	16	24	0.666667	Accepted with Feedback
			18	94	0.191489	2	39	0.051282	Accepted with Feedback
8	23	0.347826	1	2	0.5	2	20	0.1	Accepted with Feedback
290	1681	0.172516	2	83	0.024096	164	962	0.170478	Accepted with Feedback
			10	21	0.47619	10	38	0.263158	Accepted with Feedback
			47	397	0.118388	12	245	0.04898	Accepted with Feedback
18	72	0.25	2	3	0.666667	16	49	0.326531	Accepted
173	3393	0.050987	1	50	0.02	3	307	0.009772	Accepted
			5	15	0.333333	16	42	0.380952	Accepted
			70	472	0.148305	26	264	0.098485	Accepted
2	13	0.153846	0	0		74	762	0.097113	Accepted with Feedback
2	81	0.024691	0	0		13	1417	0.009174	Accepted with Feedback
7	11	0.636364	2	9	0.222222	4	5	0.8	Accepted
9	27	0.333333	6	8	0.75	1	3	0.333333	Accepted with Feedback
			9	33	0.272727	3	28	0.107143	Accepted
			143	673	0.212481	46	261	0.176245	Accepted
0	0		2	4	0.5	5	8	0.625	Accepted with Feedback
8	288	0.027778	102	1716	0.059441	13	829	0.015682	Accepted with Feedback
16	58	0.275862	1	5	0.2	0	3	0	Accepted with Feedback
105	1233	0.085158	341	1058	0.322306	47	48	0.979167	Accepted
2	13	0.153846	1	6	0.166667	12	27	0.444444	Accepted with Feedback
335	700	0.478571	1	44	0.022727	11	303	0.036304	Accepted with Feedback
54	59	0.915254	4	5	0.8	128	143	0.895105	Accepted
197	1138	0.173111	2	80	0.025	37	717	0.051604	Accepted with Feedback
			26	114	0.22807	32	56	0.571429	Accepted
			310	1095	0.283105	35	217	0.16129	Accepted
0	5	0	1	8	0.125	3	17	0.176471	Accepted with Feedback
3	90	0.033333	4	38	0.105263	7	235	0.029787	Accepted with Feedback
5	8	0.625	2	3	0.666667	22	39	0.564103	Accepted with Feedback
8	423	0.018913	0	226	0	50	1560	0.032051	Accepted with Feedback
0	0		7	28	0.25	16	30	0.533333	Accepted with Feedback
			72	2046	0.035191	23	527	0.043643	Accepted
			3	5	0.6	2	9	0.222222	Accepted with Feedback

			31	106	0.292453	2	90	0.022222	Accepted with Feedback
			1	1	1	2	18	0.111111	Accepted
			1	16	0.0625	0	26	0	Accepted
11	23	0.478261	0	0		13	31	0.419355	Accepted
22	282	0.078014	1	6	0.166667	12	264	0.045455	Accepted with Feedback
0	5	0	0	0		1	2	0.5	Accepted with Feedback
21	401	0.052369	0	5	0	2	358	0.005587	Accepted with Feedback
			8	31	0.258065	12	48	0.25	Accepted
			16.02632	87	0.184211	24.86842	189	0.131579	Accepted
			1	174	0.005747	5	26	0.192308	Accepted with Feedback
			97	1639	0.059182	1	75	0.013333	Accepted with Feedback
0	0		6.333333	38	0.166667	11.07692	72	0.153846	Accepted
0	0		149	1214	0.122735	70	684	0.102339	Accepted
0	8	0	0	0		1.166667	7	0.166667	Accepted
32	272	0.117647	3	41	0.073171	0	0		Accepted
8	13	0.615385	1	1	1	3	16	0.1875	Accepted with Feedback
24	24	1	21	21	1	25	25	1	Accepted with Feedback
3	19	0.157895	0	0		2	8	0.25	Accepted with Feedback
33.7627	249	0.135593	0	12	0	5.692308	148	0.038462	Accepted with Feedback
			8	11	0.727273	20	38	0.526316	Accepted with Feedback
			17	121	0.140496	5	164	0.030488	Accepted with Feedback
0	8	0	0	0		1	3	0.333333	Accepted with Feedback
19	160	0.11875	2	5	0.4	2	22	0.090909	Accepted with Feedback
2	21	0.095238	0	3	0	2	6	0.333333	Accepted with Feedback
26	155	0.167742	2	25	0.08	13	105	0.12381	Accepted with Feedback
0	1	0	25	50	0.5	25	97	0.257732	Accepted with Feedback
33	172	0.19186	174	771	0.225681	85	417	0.203837	Accepted with Feedback
5	13	0.384615	2	13	0.153846	3	19	0.157895	Accepted with Feedback
313	1955	0.160102	18	310	0.058065	31	807	0.038414	Accepted with Feedback
			4	15	0.266667	16	23	0.695652	Accepted with Feedback
			50	200	0.25	7	111	0.063063	Accepted with Feedback
5	24	0.208333	2	8	0.25	7	34	0.205882	Accepted with Feedback
15	27	0.555556	26	74	0.351351	17	29	0.586207	Accepted with Feedback
8	77	0.103896	0	10	0	53	865	0.061272	Accepted with Feedback
7	87	0.08046	3	22	0.136364	2	112	0.017857	Accepted with Feedback
			4	10	0.4	8	33	0.242424	Accepted with Feedback
			34	304	0.111842	1	103	0.009709	Accepted with Feedback
18	59	0.305085	2	5	0.4	18	50	0.36	Accepted with Feedback
49	794	0.061713	8	121	0.066116	59	677	0.087149	Accepted with Feedback
1	3	0.333333	1	3	0.333333	3	11	0.272727	Accepted
1	2	0.5	6	16	0.375	6	64	0.09375	Accepted with Feedback
			0	3	0	0	1	0	Accepted
			29	104	0.278846	0	6	0	Accepted with Feedback
			18	71	0.253521	13	27	0.481481	Accepted
			177	824	0.214806	18	192	0.09375	Accepted
0	0		0	0		0	0		Accepted
6	25	0.24	2	15	0.133333	0	0		Accepted with Feedback
13	137	0.094891	0	3	0	40	304	0.131579	Accepted with Feedback
315	4235	0.07438	7	67	0.104478	88	2255	0.039024	Accepted with Feedback
0	0		11	54	0.203704	33	70	0.471429	Accepted with Feedback
			100	1557	0.064226	16	465	0.034409	Accepted
0	1	0	0	0		1	2	0.5	Accepted with Feedback
3	153	0.019608	0	1	0	1	90	0.011111	Accepted with Feedback
9	69	0.130435	1	3	0.333333	6	38	0.157895	Accepted with Feedback
675	1772	0.380926	3	131	0.022901	79	1378	0.057329	Accepted with Feedback
			14	36	0.388889	57	122	0.467213	Accepted with Feedback
			221	549	0.40255	216	634	0.340694	Accepted with Feedback

14	41	0.341463	1	5	0.2	20	70	0.285714	Accepted with Feedback
45	601	0.074875	17	34	0.5	9	547	0.016453	Accepted with Feedback
12	36	0.333333	1	5	0.2	18	40	0.45	Accepted
17	17	1	0	0		6	6	1	Accepted with Feedback
1	2	0.5	2	14	0.142857	31	53	0.584906	Accepted with Feedback
9	15	0.6	18	43	0.418605	73	425	0.171765	Accepted with Feedback
			16	25	0.64	21	37	0.567568	Accepted
			64.36782	224	0.287356	48.37931	183	0.264368	Accepted with Feedback
0	2	0	0	2	0	0	3	0	Accepted with Feedback
0	53	0	0	33	0	2	120	0.016667	Accepted with Feedback
45	71	0.633803	2	3	0.666667	62	102	0.607843	Accepted
62	864	0.071759	6	28	0.214286	4	392	0.010204	Accepted
1	3	0.333333	13	25	0.52	15	20	0.75	Accepted
2	65	0.030769	10	231	0.04329	9	352	0.025568	Accepted
0	0		0	0		4	5	0.8	Accepted with Feedback
178	1474	0.12076	0	31	0	40	949	0.04215	Accepted with Feedback
			3	3	1	0	1	0	Accepted
			119	582	0.204467	5	39	0.128205	Accepted with Feedback
20	20	1	68	68	1	12	12	1	Accepted
50	50	1	40	40	1	10	10	1	Accepted
14	98	0.142857	0	2	0	17	87	0.195402	Accepted with Feedback
139	1443	0.096327	3	19	0.157895	42	476	0.088235	Accepted with Feedback
1	2	0.5	0	5	0	0	1	0	Accepted
4	18	0.222222	6	19	0.315789	0	1	0	Accepted with Feedback
5	24	0.208333	2	7	0.285714	0	3	0	Accepted
34	165	0.206061	24	89	0.269663	2	6	0.333333	Accepted with Feedback
2	8	0.25	8	11	0.727273	34	44	0.772727	Accepted with Feedback
15	26	0.576923	23	58	0.396552	62	411	0.150852	Accepted with Feedback
7.12963	55	0.12963	0	0		3	22	0.136364	Accepted with Feedback
233.455	321	0.727273	0	0		53.33333	80	0.666667	Accepted with Feedback
4	8	0.5	1	1	1	25	42	0.595238	Accepted with Feedback
52	239	0.217573	0	13	0	15	306	0.04902	Accepted with Feedback
8	48	0.166667	4	29	0.137931	18	62	0.290323	Accepted with Feedback
43	431	0.099768	14	117	0.119658	9	380	0.023684	Accepted with Feedback
			0	3	0	0	2	0	Accepted
			106	457	0.231947	4	32	0.125	Accepted with Feedback
47	194	0.242268	1	13	0.076923	12	37	0.324324	Accepted with Feedback
1613	1977	0.815883	67	116	0.577586	126	2442	0.051597	Accepted with Feedback
0	0		0	2	0	12	22	0.545455	Accepted with Feedback
0	0		2	2	1	29	78	0.371795	Accepted
1	14	0.071429	1	1	1	0	0		Accepted
63	161	0.391304	39	86	0.453488	0	1	0	Accepted with Feedback
4	15	0.266667	0	1	0	6	24	0.25	Accepted with Feedback
156	517	0.301741	1	15	0.066667	33	80	0.4125	Accepted with Feedback
			18	60	0.3	24	45	0.533333	Accepted
			268	1168	0.229452	20	259	0.07722	Accepted
			0	9	0	0	0		Accepted
			888	2178	0.407713	3	14	0.214286	Accepted with Feedback
1	1	1	9	25	0.36	69	238	0.289916	Accepted with Feedback
0	1	0	86	274	0.313869	243	485	0.501031	Accepted with Feedback
			4	18	0.222222	0	18	0	Accepted with Feedback
			24	243	0.098765	1	107	0.009346	Accepted with Feedback
6	22	0.272727	1	2	0.5	26	47	0.553191	Accepted with Feedback
243	1728	0.140625	10	112	0.089286	297	818	0.363081	Accepted with Feedback
0	5	0	1	11	0.090909	0	0		Accepted with Feedback
2	315	0.006349	2	5	0.4	0	0		Accepted with Feedback
0	1	0	0	0		1	11	0.090909	Accepted with Feedback

6.11905	257	0.02381	0	0		182.9286	197	0.928571	Accepted
			2	4	0.5	0	0		Accepted
			22	64	0.34375	0	6	0	Accepted with Feedback
3	23	0.130435	0	1	0	5	25	0.2	Accepted with Feedback
116	395	0.293671	0	9	0	80	548	0.145985	Accepted with Feedback
			2	2	1	19	23	0.826087	Accepted with Feedback
			39	60	0.65	51	81	0.62963	Accepted with Feedback
5	29	0.172414	0	1	0	0	3	0	Accepted with Feedback
66	324	0.203704	0	12	0	15	348	0.043103	Accepted with Feedback
1	3	0.333333	1	2	0.5	0	1	0	Accepted with Feedback
4	214	0.018692	5	117	0.042735	0	395	0	Accepted with Feedback
16	58	0.275862	3	23	0.130435	32	120	0.266667	Accepted with Feedback
140	881	0.15891	67	227	0.295154	51	687	0.074236	Accepted with Feedback
			1	2	0.5	7	9	0.777778	Accepted
			70	472	0.148305	26	264	0.098485	Accepted
			27	110	0.245455	9	27	0.333333	Accepted
			697	2175	0.32046	28	135	0.207407	Accepted
0	2	0	0	1	0	3	6	0.5	Accepted
18	40	0.45	9	14	0.642857	3	6	0.5	Accepted with Feedback
2	12	0.166667	0	2	0	13	42	0.309524	Accepted with Feedback
156	156	1	48	48	1	125	125	1	Accepted with Feedback
4	13	0.307692	0	0		1	3	0.333333	Accepted with Feedback
34	597	0.056951	0	11	0	1	77	0.012987	Accepted with Feedback
			21	49	0.428571	13	25	0.52	Accepted
			937	1799	0.520845	156	414	0.376812	Accepted
6	15	0.4	0	0		2	11	0.181818	Accepted with Feedback
10	103	0.097087	0	0		1	72	0.013889	Accepted with Feedback
6.07143	17	0.357143	4	13	0.307692	13.7931	40	0.344828	Accepted with Feedback
21.5849	208	0.103774	22.1236	179	0.123596	10.75776	433	0.024845	Accepted with Feedback
1	7	0.142857	0	0		3	12	0.25	Accepted with Feedback
129	660	0.195455	2	17	0.117647	30	208	0.144231	Accepted
			1	2	0.5	0	0		Accepted
			89	343	0.259475	2	18	0.111111	Accepted with Feedback
			4	14	0.285714	0	0		Accepted
			811	2281	0.355546	5	40	0.125	Accepted with Feedback
9.0625	29	0.3125	0	5	0	61.11111	125	0.488889	Accepted with Feedback
373.577	1766	0.211538	36.72	204	0.18	53.47899	1591	0.033613	Accepted with Feedback
0	13	0	1	3	0.333333	1	1	1	Accepted
16	30	0.533333	4	8	0.5	0	0		Accepted with Feedback
13	22	0.590909	0	2	0	23	66	0.348485	Accepted with Feedback
101	1057	0.095553	1	38	0.026316	29	705	0.041135	Accepted with Feedback
			6	159	0.037736	3	2312	0.001298	Accepted with Feedback
			2	159	0.012579	55	2917	0.018855	Accepted with Feedback
0	2	0	0	2	0	0	2	0	Accepted with Feedback
4	58	0.068966	6	57	0.105263	3	54	0.055556	Accepted with Feedback
0	10	0	0	0		3.428571	24	0.142857	Accepted with Feedback
144.523	1382	0.104575	7.230769	94	0.076923	292.1167	1031	0.283333	Accepted
			1	3	0.333333	0	2	0	Accepted with Feedback
			3	16	0.1875	0	4	0	Accepted
8	77	0.103896	0	10	0	53	865	0.061272	Accepted with Feedback
52	805	0.064596	13	202	0.064356	32	830	0.038554	Accepted with Feedback
7	8	0.875	0	0		1	1	1	Accepted with Feedback
34	310	0.109677	1	6	0.166667	5	226	0.022124	Accepted with Feedback
1	21	0.047619	0	8	0	1	4	0.25	Accepted
83	262	0.316794	57	140	0.407143	1	4	0.25	Accepted with Feedback
43	53	0.811321	7	8	0.875	91	105	0.866667	Accepted
228	526	0.43346	0	9	0	33	188	0.175532	Accepted

			15	47	0.319149	10	14	0.714286	Accepted
			295	1280	0.230469	10	133	0.075188	Accepted
4	5	0.8	4	4	1	21	25	0.84	Accepted
108	257	0.420233	7	26	0.269231	30	179	0.167598	Accepted
16	23	0.695652	18	32	0.5625	44	93	0.473118	Accepted
166	516	0.321705	44	171	0.25731	46	437	0.105263	Accepted

k
k
k
k
k
k

k

k
k

k

k
k
k
k
k
k
k

k
k
k
k

k
k

k

k
k
k
k
k

k
k
k

k
k
k
k
k
k
k
k
k
k
k

k
k
k
k
k
k

k

k
k
k

k
k
k
k
k
k
k

k
k
k
k
k
k

k
k
k
k
k
k

k

k
k
k
k
k

k
k
k

k

k
k
k
k
k
k

k
k
k
k
k
k
k

k
k

k

k
k
k

k
k

k

k
k
k
k
k

k

k

k
k
k

k
k[illegible]

k

k

k
k
k
k

k
k
k
k
k
k

k
k

k
k
k

k
k
k

k
k

k

k
k

k

k
k
k
k
k
k
k
k
k

k
k
k
k

k
k
k

k
k
k
k
k
k
k
k
k
k

k
k
k
k
k
k
k
k
k
k

k
k
k
k
k

k
k
k
k
k

k

k
k
k

k
k
k
k
k
k
k
k

k

k
k
k
k

k

Data includes reporting though Y1 Corrections period

Unique Measure ID	Provider ID	TPI	NPI	Provider Name	SDA	Program Component	Measure ID
R1013909936_R1-101	R1013909936	092126403	1013909936	FAITH COMM	MRSA West	R1	R1-101
R1013916287_R1-101	R1013916287	130781104	1013916287	SIEVERS MED	MRSA Central	R1	R1-101
R1023173507_R1-101	R1023173507	136332708	1023173507	SCMH ROMA	Hidalgo	R1	R1-101
R1033641105_R1-101	R1033641105	373787601	1033641105	CHRISTUS TR	MRSA North	R1	R1-101
R1033687900_R1-101	R1033687900	400610801	1033687900	NTMC HEALTH	MRSA North	R1	R1-101
R1043289804_R1-101	R1043289804	173157201	1043289804	CHRISTUS SP	Hidalgo	R1	R1-101
R1043719560_R1-101	R1043719560	388660801	1043719560	JACKSONVILL	MRSA North	R1	R1-101
R1063436525_R1-101	R1063436525	130618507	1063436525	BROWNFIELD	Lubbock	R1	R1-101
R1063485548_R1-101	R1063485548	137305206	1063485548	CHRISTUS SO	Jefferson	R1	R1-101
R1063630937_R1-101	R1063630937	369828401	1063630937	PCA ROYSE C	Dallas	R1	R1-101
R1073579942_R1-101	R1073579942	176355901	1073579942	VAN HORN R	MRSA West	R1	R1-101
R1073654935_R1-101	R1073654935	091933402	1073654935	PECOS VALLE	MRSA West	R1	R1-101
R1073763439_R1-101	R1073763439	199602703	1073763439	CRANE COUN	MRSA West	R1	R1-101
R1083602940_R1-101	R1083602940	144130502	1083602940	LEVELLAND C	Lubbock	R1	R1-101
R1083696496_R1-101	R1083696496	121239104	1083696496	ROBY RURAL	MRSA West	R1	R1-101
R1093263501_R1-101	R1093263501	376091001	1093263501	FREESTONE H	MRSA Central	R1	R1-101
R1104238047_R1-101	R1104238047	351110701	1104238047	HAMLIN MED	MRSA West	R1	R1-101
R1104808112_R1-101	R1104808112	108080602	1104808112	CLEARFORK H	MRSA West	R1	R1-101
R1114047875_R1-101	R1114047875	063568201	1114047875	THROCKMOF	MRSA West	R1	R1-101
R1114221199_R1-101	R1114221199	293082801	1114221199	DOCTORS MI	MRSA Central	R1	R1-101
R1114255833_R1-101	R1114255833	217836001	1114255833	RICE MEDICA	MRSA Central	R1	R1-101
R1114370632_R1-101	R1114370632	372627501	1114370632	NAVARRO PE	Dallas	R1	R1-101
R1124012935_R1-101	R1124012935	355638301	1124012935	HUNT REGIO	Dallas	R1	R1-101
R1124054069_R1-101	R1124054069	112273103	1124054069	ANDREWS FA	MRSA West	R1	R1-101
R1124312749_R1-101	R1124312749	330163201	1124312749	THE PEDIATR	Hidalgo	R1	R1-101
R1124419163_R1-101	R1124419163	362298701	1124419163	MULESHOE F	MRSA West	R1	R1-101
R1134113855_R1-101	R1134113855	211224501	1134113855	MEDICAL CLI	Bexar	R1	R1-101
R1134186356_R1-101	R1134186356	162520401	1134186356	KNOX CITY C	MRSA West	R1	R1-101
R1144324211_R1-101	R1144324211	348018801	1144324211	FRIONA RUR	MRSA West	R1	R1-101
R1144325481_R1-101	R1144325481	174708101	1144325481	CHILDRENS C	Travis	R1	R1-101
R1164445094_R1-101	R1164445094	164174801	1164445094	CHILDREN'S C	Travis	R1	R1-101
R1174533103_R1-101	R1174533103	144326901	1174533103	DALHART FA	MRSA West	R1	R1-101
R1174982540_R1-101	R1174982540	365257001	1174982540	RPMH RURAL	MRSA West	R1	R1-101
R1184057598_R1-101	R1184057598	063461001	1184057598	STONEWALL	MRSA West	R1	R1-101
R1184941346_R1-101	R1184941346	281495601	1184941346	GARFIELD MI	MRSA West	R1	R1-101
R1194777540_R1-101	R1194777540	185202203	1194777540	FCHC ROSEB	MRSA Central	R1	R1-101
R1205263134_R1-101	R1205263134	380663001	1205263134	ASCENSION S	MRSA Central	R1	R1-101
R1205335726_R1-101	R1205335726	387677301	1205335726	QUITMAN HC	MRSA North	R1	R1-101
R1215983598_R1-101	R1215983598	063348901	1215983598	REFUGIO RUI	Nueces	R1	R1-101
R1225095441_R1-101	R1225095441	163033701	1225095441	MUNDAY CLI	MRSA West	R1	R1-101
R1235234576_R1-101	R1235234576	147758001	1235234576	ASCENSION S	Travis	R1	R1-101
R1245526961_R1-101	R1245526961	312084201	1245526961	TULIA RURAL	Lubbock	R1	R1-101
R1255370474_R1-101	R1255370474	063567401	1255370474	MCCAMEY H	MRSA West	R1	R1-101
R1285631945_R1-101	R1285631945	162059301	1285631945	TCH FAMILY	Jefferson	R1	R1-101
R1306345764_R1-101	R1306345764	388701001	1306345764	QUITMAN HC	MRSA North	R1	R1-101
R1306484050_R1-101	R1306484050	413880201	1306484050	HUNTSVILLE	Jefferson	R1	R1-101

R1306849633_R1-101	R1306849633	137227810	1306849633	WEST TEXAS	MRSA West	R1	R1-101
R1306970439_R1-101	R1306970439	132814810	1306970439	LCHD FAMILY	Lubbock	R1	R1-101
R1316176472_R1-101	R1316176472	188175703	1316176472	GOLDEN PLA	Lubbock	R1	R1-101
R1316962103_R1-101	R1316962103	136330110	1316962103	COGELL FAM	MRSA West	R1	R1-101
R1336537661_R1-101	R1336537661	331607701	1336537661	MOORE COU	MRSA West	R1	R1-101
R1336547587_R1-101	R1336547587	350441701	1336547587	SPUR RURAL	MRSA West	R1	R1-101
R1336560382_R1-101	R1336560382	337967901	1336560382	BRECKENRID	MRSA West	R1	R1-101
R1336590462_R1-101	R1336590462	367828601	1336590462	PROVIDENCE	MRSA Centra	R1	R1-101
R1356308423_R1-101	R1356308423	162693901	1356308423	LHC FAMILY I	Lubbock	R1	R1-101
R1356607824_R1-101	R1356607824	314652401	1356607824	COLEMAN M	MRSA West	R1	R1-101
R1356682298_R1-101	R1356682298	206127703	1356682298	ASCENSION S	Travis	R1	R1-101
R1366507477_R1-101	R1366507477	136332709	1366507477	SCMH RURAL	Hidalgo	R1	R1-101
R1376844936_R1-101	R1376844936	283840103	1376844936	BAYLOR SCO	Travis	R1	R1-101
R1386751394_R1-101	R1386751394	210288101	1386751394	MEDICAL CLI	Bexar	R1	R1-101
R1407355860_R1-101	R1407355860	387687201	1407355860	CARTHAGE H	MRSA Northe	R1	R1-101
R1407893316_R1-101	R1407893316	126840108	1407893316	COLLINGSWC	MRSA West	R1	R1-101
R1417489956_R1-101	R1417489956	374001101	1417489956	FCH RURAL F	MRSA Northe	R1	R1-101
R1417498585_R1-101	R1417498585	135151214	1417498585	CONNALLY M	Bexar	R1	R1-101
R1417965286_R1-101	R1417965286	121079103	1417965286	COVENANT F	Lubbock	R1	R1-101
R1417985086_R1-101	R1417985086	180679603	1417985086	SCHLEICHER	MRSA West	R1	R1-101
R1427334077_R1-101	R1427334077	085552006	1427334077	EL CAMPO M	Harris	R1	R1-101
R1437178357_R1-101	R1437178357	126667807	1437178357	COGDELL CLI	Lubbock	R1	R1-101
R1447274048_R1-101	R1447274048	107763801	1447274048	FAMILY MED	Hidalgo	R1	R1-101
R1457307175_R1-101	R1457307175	091939102	1457307175	PECOS COUN	MRSA West	R1	R1-101
R1457337800_R1-101	R1457337800	157697701	1457337800	BRADY MEDI	MRSA West	R1	R1-101
R1467495184_R1-101	R1467495184	092527302	1467495184	WOODSBORC	Nueces	R1	R1-101
R1467742254_R1-101	R1467742254	348014701	1467742254	IOWA PARK C	MRSA West	R1	R1-101
R1467799262_R1-101	R1467799262	326650401	1467799262	HIGH COUNT	MRSA West	R1	R1-101
R1467879569_R1-101	R1467879569	361878701	1467879569	SEMINOLE FA	MRSA West	R1	R1-101
R1487088118_R1-101	R1487088118	368313802	1487088118	DEWITT MEC	Nueces	R1	R1-101
R1497153589_R1-101	R1497153589	137909112	1497153589	MEMORIAL M	Nueces	R1	R1-101
R1497254858_R1-101	R1497254858	388690501	1497254858	PITTSBURG F	MRSA Northe	R1	R1-101
R1497750962_R1-101	R1497750962	063615101	1497750962	MMH FAMIL	MRSA Northe	R1	R1-101
R1508339219_R1-101	R1508339219	082140705	1508339219	NGH RURAL I	MRSA Northe	R1	R1-101
R1508855313_R1-101	R1508855313	121337303	1508855313	LEVELLAND C	Lubbock	R1	R1-101
R1518032879_R1-101	R1518032879	190296701	1518032879	COGDELL CLI	MRSA West	R1	R1-101
R1518216902_R1-101	R1518216902	317950901	1518216902	SANDERSON	MRSA West	R1	R1-101
R1518411644_R1-101	R1518411644	377716101	1518411644	HEMPHILL CC	MRSA West	R1	R1-101
R1518465616_R1-101	R1518465616	388407401	1518465616	MID COAST M	Harris	R1	R1-101
R1518900778_R1-101	R1518900778	111808503	1518900778	MILLS COUN	MRSA Centra	R1	R1-101
R1518976836_R1-101	R1518976836	111482902	1518976836	FAMILY MED	MRSA West	R1	R1-101
R1528015815_R1-101	R1528015815	186521404	1528015815	MEDICAL AR	MRSA West	R1	R1-101
R1528030285_R1-101	R1528030285	137305204	1528030285	CHRISTUS SO	Jefferson	R1	R1-101
R1528557410_R1-101	R1528557410	395971001	1528557410	THE DEWITT	MRSA West	R1	R1-101
R1538123617_R1-101	R1538123617	130089908	1538123617	BALLINGER H	MRSA West	R1	R1-101
R1538150370_R1-101	R1538150370	092179302	1538150370	SHAMROCK C	MRSA West	R1	R1-101
R1538486790_R1-101	R1538486790	287915701	1538486790	GARFIELD MI	MRSA West	R1	R1-101
R1558311241_R1-101	R1558311241	063486701	1558311241	FCHC BREMC	MRSA Centra	R1	R1-101
R1558313171_R1-101	R1558313171	063566601	1558313171	MEDICAL CEI	MRSA West	R1	R1-101
R1558474999_R1-101	R1558474999	112272302	1558474999	COLUMBUS M	MRSA Centra	R1	R1-101
R1578729653_R1-101	R1578729653	204179001	1578729653	JUNCTION M	MRSA West	R1	R1-101
R1588672448_R1-101	R1588672448	092075302	1588672448	SANDHILLS F	MRSA West	R1	R1-101
R1619233368_R1-101	R1619233368	347761401	1619233368	ARCHER CITY	MRSA West	R1	R1-101
R1619968054_R1-101	R1619968054	063623501	1619968054	PLAINS CLINI	MRSA West	R1	R1-101
R1629173737_R1-101	R1629173737	133367605	1629173737	FCHC MARLI	MRSA Centra	R1	R1-101
R1629215041_R1-101	R1629215041	284095101	1629215041	FAMILY PRAC	MRSA Centra	R1	R1-101
R1639511207_R1-101	R1639511207	342093704	1639511207	BAYLOR SCO	MRSA Centra	R1	R1-101

R1639678030_R1-101	R1639678030	387692201	1639678030	CARTHAGE H MRSA North	R1	R1-101
R1639697949_R1-101	R1639697949	386094201	1639697949	ASCENSION S Travis	R1	R1-101
R1639735335_R1-101	R1639735335	407909704	1639735335	ADVENTHEA MRSA Centra	R1	R1-101
R1659360279_R1-101	R1659360279	063531001	1659360279	FAMILY MED Lubbock	R1	R1-101
R1659722197_R1-101	R1659722197	111646907	1659722197	SABINAL HEA MRSA West	R1	R1-101
R1659770030_R1-101	R1659770030	350897001	1659770030	PARKSIDE FA MRSA Centra	R1	R1-101
R1659812725_R1-101	R1659812725	135151218	1659812725	CONNALLY M Bexar	R1	R1-101
R1669468617_R1-101	R1669468617	121728302	1669468617	FAMILY MED MRSA Centra	R1	R1-101
R1679560866_R1-101	R1679560866	136145311	1679560866	MARTIN COL MRSA West	R1	R1-101
R1679562961_R1-101	R1679562961	063494101	1679562961	FAMILY PRAC MRSA Centra	R1	R1-101
R1679926992_R1-101	R1679926992	284333606	1679926992	LIBERTY DAY Jefferson	R1	R1-101
R1679992911_R1-101	R1679992911	063619301	1679992911	KENT COUNT MRSA West	R1	R1-101
R1689659765_R1-101	R1689659765	111683203	1689659765	COMMUNITY MRSA West	R1	R1-101
R1689872020_R1-101	R1689872020	193004201	1689872020	FRITCH MEDI Lubbock	R1	R1-101
R1699010371_R1-101	R1699010371	324676104	1699010371	QUICK CARE MRSA West	R1	R1-101
R1699076257_R1-101	R1699076257	282267803	1699076257	BAYLOR SCO MRSA Centra	R1	R1-101
R1699171611_R1-101	R1699171611	349100302	1699171611	FRANKLIN CC MRSA North	R1	R1-101
R1699332338_R1-101	R1699332338	409641401	1699332338	ADVENTHEA MRSA Centra	R1	R1-101
R1699947408_R1-101	R1699947408	212790401	1699947408	ASCENSION S MRSA Centra	R1	R1-101
R1700392602_R1-101	R1700392602	394538801	1700392602	ASCENSION S Travis	R1	R1-101
R1710135553_R1-101	R1710135553	204356401	1710135553	HICO CLINIC MRSA Centra	R1	R1-101
R1710974225_R1-101	R1710974225	111662603	1710974225	FAMILY MED MRSA West	R1	R1-101
R1720404924_R1-101	R1720404924	366829502	1720404924	CANADIAN F MRSA West	R1	R1-101
R1720540255_R1-101	R1720540255	402144601	1720540255	GOODALL-W MRSA Centra	R1	R1-101
R1730480393_R1-101	R1730480393	287274901	1730480393	BAYLOR SCO MRSA Centra	R1	R1-101
R1730557026_R1-101	R1730557026	360816801	1730557026	CUERO MEDI MRSA Centra	R1	R1-101
R1730635202_R1-101	R1730635202	372629101	1730635202	NAVARRO FA Dallas	R1	R1-101
R1730695594_R1-101	R1730695594	396481901	1730695594	ASCENSION S Travis	R1	R1-101
R1740358803_R1-101	R1740358803	138353111	1740358803	SEYMOUR HC MRSA West	R1	R1-101
R1770082299_R1-101	R1770082299	389082401	1770082299	JACKSONVILL MRSA North	R1	R1-101
R1790723468_R1-101	R1790723468	137940613	1790723468	PCA GREENV Dallas	R1	R1-101
R1811135080_R1-101	R1811135080	092072002	1811135080	UNIVERSITY I El Paso	R1	R1-101
R1811256696_R1-101	R1811256696	309366801	1811256696	TOLEDO BEN MRSA North	R1	R1-101
R1811987027_R1-101	R1811987027	111661804	1811987027	HEREFORD H Lubbock	R1	R1-101
R1811999337_R1-101	R1811999337	091887202	1811999337	SIEVERS MEC MRSA Centra	R1	R1-101
R1821277211_R1-101	R1821277211	208504501	1821277211	FOARD COUN MRSA West	R1	R1-101
R1821399767_R1-101	R1821399767	282309801	1821399767	BAYLOR SCO MRSA Centra	R1	R1-101
R1821422551_R1-101	R1821422551	369552002	1821422551	YORKTOWN MRSA Centra	R1	R1-101
R1821484320_R1-101	R1821484320	356468401	1821484320	MEDICAL CLI MRSA West	R1	R1-101
R1831567122_R1-101	R1831567122	363141801	1831567122	GOLIAD FAM Nueces	R1	R1-101
R1831674209_R1-101	R1831674209	394293001	1831674209	FCH RURAL F Tarrant	R1	R1-101
R1841752375_R1-101	R1841752375	402149501	1841752375	GOODALL-W MRSA Centra	R1	R1-101
R1851695316_R1-101	R1851695316	287117001	1851695316	FAMILY CARE MRSA West	R1	R1-101
R1861991226_R1-101	R1861991226	387681501	1861991226	JACKSONVILL MRSA North	R1	R1-101
R1871512228_R1-101	R1871512228	197064201	1871512228	ASCENSION S Travis	R1	R1-101
R1871590653_R1-101	R1871590653	092107402	1871590653	PERRYTON H MRSA West	R1	R1-101
R1881911030_R1-101	R1881911030	281093901	1881911030	HOMETOWN MRSA West	R1	R1-101
R1891124640_R1-101	R1891124640	365016001	1891124640	VAL VERDE R MRSA West	R1	R1-101
R1891126959_R1-101	R1891126959	362826501	1891126959	UVALDE MEC MRSA West	R1	R1-101
R1891737920_R1-101	R1891737920	362063501	1891737920	ANSON FAMI MRSA West	R1	R1-101
R1891820569_R1-101	R1891820569	148698705	1891820569	WINNIE COM Jefferson	R1	R1-101
R1902107568_R1-101	R1902107568	285657701	1902107568	BAYLOR SCO MRSA Centra	R1	R1-101
R1902384951_R1-101	R1902384951	398142501	1902384951	BAYLOR SCO MRSA Centra	R1	R1-101
R1902995525_R1-101	R1902995525	108081402	1902995525	FOX RURAL F MRSA West	R1	R1-101
R1912425000_R1-101	R1912425000	387699701	1912425000	ASCENSION S Travis	R1	R1-101
R1922057561_R1-101	R1922057561	343829301	1922057561	YOUNG COUN MRSA West	R1	R1-101
R1922206606_R1-101	R1922206606	192383101	1922206606	SONORA ME MRSA West	R1	R1-101

R1932158367_R1-101	R1932158367	126889804	1932158367	FOUR OAKS M	MRSA Centra	R1	R1-101
R1932426772_R1-101	R1932426772	286782201	1932426772	HARDEMAN M	MRSA West	R1	R1-101
R1932608452_R1-101	R1932608452	387698901	1932608452	QUITMAN HC	MRSA Northe	R1	R1-101
R1942425343_R1-101	R1942425343	174319701	1942425343	LOVETT MER	MRSA West	R1	R1-101
R1942773874_R1-101	R1942773874	394303701	1942773874	MID COAST M	Harris	R1	R1-101
R1952328924_R1-101	R1952328924	158738803	1952328924	ASCENSION S	Travis	R1	R1-101
R1952453946_R1-101	R1952453946	063459401	1952453946	MEDICAL CLI	Bexar	R1	R1-101
R1952800310_R1-101	R1952800310	387377003	1952800310	HENDERSON	MRSA Northe	R1	R1-101
R1972830008_R1-101	R1972830008	217210807	1972830008	RICE MEDICA	Harris	R1	R1-101
R1992748693_R1-101	R1992748693	063595501	1992748693	JACKSON ME	MRSA Centra	R1	R1-101

[illegible]

[illegible]

[illegible]

Care team includes person	Structure	Apr 2022	Eligible	Y1 Reporting Template	Hospital Based
Care team includes person	Structure	Apr 2022	Eligible	Y1 Reporting Template	Hospital Based
Care team includes person	Structure	Apr 2022	Eligible	Y1 Reporting Template	Hospital Based
Care team includes person	Structure	Apr 2022	Eligible	Y1 Reporting Template	Hospital Based
Care team includes person	Structure	Apr 2022	Eligible	Y1 Reporting Template	Hospital Based
Care team includes person	Structure	Apr 2022	Eligible	Y1 Corrections Template	Hospital Based
Care team includes person	Structure	Apr 2022	Eligible	Y1 Reporting Template	Hospital Based
Care team includes person	Structure	Apr 2022	Eligible	Y1 Reporting Template	Hospital Based
Care team includes person	Structure	Apr 2022	Eligible	Y1 Corrections Template	Hospital Based
Care team includes person	Structure	Apr 2022	Eligible	Y1 Corrections Template	Hospital Based

Y1R2: 1) As of August 31, 2021, does your organization's care team include any of the following personnel in a care coordination role not requiring clinical licensure (e.g., social worker, community health worker, promotor(a), medical	Y1R2: 2a) Social Worker (e.g., not a licensed clinical social worker), ?	Y1R2: 2b) Community Health Worker (CHW) and/or Promotor(s)?	Y1R2: 2c) Medical Assistant?	Y1R2: 2d) Other?
Yes	Yes	Yes	Yes	Yes
Yes	No	No	Yes	No
No, and not planning to by August 31, 2022				
No, and not planning to by August	No	Yes	Yes	No
Yes	No	Yes	Yes	No
No, and not planning to by August				
Yes	No	No	No	Yes
Yes	No	No	Yes	Yes
No, and not planning to by August 31, 2022				
Yes	No	No	Yes	No
No, and not planning to by August 31, 2022				
Yes	No	No	Yes	No
Yes	No	No	Yes	No
Yes	No	No	No	Yes
Yes	No	Yes	No	No
No, and not planning to by August 31, 2022				
No, and not planning to by August 31, 2022				
Yes	No	No	Yes	No
Yes	No	No	Yes	No
Yes	Yes	Yes	Yes	No
Yes	No	No	Yes	Yes
Yes	No	No	Yes	No
Yes	No	No	Yes	Yes
No, and not planning to by August 31, 2022				
Yes	No	No	Yes	No
No, and not planning to by August 31, 2022				
Yes	No	Yes	Yes	Yes
No, and not planning to by August 31, 2022				
No, and not planning to by August 31, 2022				
No, and not planning to by August				
No, and not planning to by August				
Yes	Yes	No	Yes	No
Yes	No	No	Yes	No
Yes	No	No	Yes	No
Yes	No	No	Yes	No
Yes	No	No	Yes	No
Yes	No	No	Yes	No
Yes	No	No	No	Yes
Yes	No	No	Yes	Yes
No, and not planning to by August 31, 2022				
Yes	No	No	Yes	No
Yes	Yes	No	No	No
Yes	No	No	No	Yes
No, and not planning to by August 31, 2022				
Yes	No	No	No	Yes
No, and not planning to by August 31, 2022				
Yes	No	No	No	Yes
No, and not planning to by August 31, 2022				

yes	no	no	yes	no
Yes	No	Yes	Yes	No
No, and not planning to by August 31, 2022				
Yes	Yes	No	Yes	No
Yes	Yes	No	No	No
No, but planning to by August 31,	No	No	No	No
Yes	No	No	Yes	No
Yes	No	No	Yes	No
Yes	No	No	Yes	No
No, and not planning to by August 31, 2022				
Yes	No	No	Yes	No
Yes	No	No	Yes	No
Yes	Yes	Yes	Yes	Yes
Yes	No	Yes	Yes	Yes
Yes	No	No	No	Yes
No, and not planning to by August 31, 2022				
Yes	Yes	Yes	Yes	Yes
No, and not planning to by August 31, 2022				
Yes	No	No	Yes	Yes
No, and not planning to by August 31, 2022				
No, and not planning to by August	No	No	Yes	No
Yes	No	No	No	Yes
Yes	No	No	Yes	No
Yes	Yes	No	No	Yes
No, but planning to by August 31,	Yes	No	No	No
Yes	No	No	Yes	Yes
Yes	No	No	Yes	Yes
Yes	Yes	No	Yes	No
Yes	No	No	Yes	No
Yes	No	No	Yes	No
No, and not planning to by August				
Yes	No	No	No	Yes
No, but planning to by August 31,	No	No	No	No
No, and not planning to by August 31, 2022				
Yes	No	No	Yes	No
Yes	No	No	No	Yes
Yes	Yes	No	No	Yes
No, but planning to by August 31,	No	No	Yes	No
No, and not planning to by August	No	No	Yes	No
No, and not planning to by August	No	No	Yes	Yes
No, and not planning to by August 31, 2022				
No, and not planning to by August				
No, and not planning to by August 31, 2022				
Yes	No	Yes	No	No
Yes	No	No	No	Yes
No, and not planning to by August 31, 2022				
Yes	No	No	Yes	No
Yes	No	No	Yes	No
Yes	No	No	Yes	No
Yes	No	No	No	No
No, and not planning to by August 31, 2022				
Yes	No	Yes	No	Yes
No, and not planning to by August				
yes	no	no	yes	no
Yes	No	No	Yes	No
Yes	No	No	Yes	No
Yes	No	Yes	Yes	No

Yes	No	No	No	Yes
Yes	No	No	Yes	No
Yes	No	No	Yes	No
Yes	No	No	Yes	Yes
Yes	No	Yes	Yes	No
Yes	No	No	Yes	No
No, and not planning to by August 31, 2022				
YES	NO	NO	YES	NO
Yes	Yes	No	No	No
Yes	No	No	Yes	No
Yes	No	No	No	Yes
No, and not planning to by August 31, 2022				
Yes	No	No	Yes	No
No, and not planning to by August 31, 2022				
Yes	Yes	Yes	Yes	Yes
Yes	YES	YES	YES	YES
Yes	No	No	Yes	No
Yes	No	No	Yes	No
Yes	No	No	Yes	No
Yes	No	No	Yes	No
Yes	Yes	No	Yes	No
Yes	No	No	Yes	Yes
Yes	No	No	Yes	Yes
Yes	Yes	Yes	Yes	Yes
Yes	No	No	Yes	No
Yes	No	No	Yes	No
Yes	No	No	Yes	No
No, and not planning to by August 31, 2022		No	No	No
Yes	No	No	No	Yes
Yes	No	No	Yes	Yes
No, and not planning to by August 31, 2022				
No, and not planning to by August 31, 2022				
Yes	Yes	Yes	Yes	No
No, but planning to by August 31, 2022		No	Yes	No
Yes	No	No	No	Yes
Yes	Yes	Yes	Yes	Yes
Yes	No	No	Yes	No
No, and not planning to by August 31, 2022				
Yes	No	No	Yes	No
Yes	Yes	Yes	Yes	Yes
Yes	No	No	Yes	Yes
Yes	Yes	No	No	Yes
Yes	No	No	No	Yes
Yes	No	No	Yes	No
Yes	No	Yes	No	No
Yes	No	No	Yes	Yes
Yes	No	No	Yes	No
Yes	No	Yes	Yes	No
Yes	No	No	Yes	No
Yes	No	No	Yes	Yes
Yes	Yes	Yes	Yes	No
Yes	Yes	Yes	Yes	Yes
Yes	No	No	No	Yes
Yes	No	No	Yes	No
Yes	Yes	No	Yes	No
Yes	No	No	Yes	No

Yes	No	No	Yes	No
No, and not planning to by August 31, 2022				
Yes	No	No	No	Yes
YES	NO	NO	YES	NO
No, and not planning to by August	No	No	Yes	No
Yes	No	No	Yes	No
Yes	No	Yes	Yes	Yes
Yes	No	No	No	Yes
Yes	No	No	Yes	Yes
Yes	No	No	Yes	No

Y1R2: 3) Please describe the “other” types of personnel not requiring clinical licensure that your organization includes in a care coordination role on the care team.	Y1R2: 4) Understanding there are staffing fluctuations, please estimate the total number of these full-time equivalent (FTE) positions your organization has across care teams. This estimate is for scale only and approximate numbers are	Y1R2: 5) Please estimate the average monthly number of patients served by all these FTE positions. This estimate is for scale only and approximate numbers are acceptable.	Y1R2: 6) Describe your organization’s current or planned use of personnel not requiring clinical licensure in a care coordination role.	Y1R2: 7) Describe why your organization is not planning to use personnel not requiring clinical licensure in a care coordination role.
The additional personnel	10	1900	Quality patient care takes	
	1	400	To close gaps in care, pro	
				Clinic Manager handles pl
				We only provide an admir
	1	150	As a multifunctional team	
				We only provide an admir
Patient Access staff meml	1	3	Call Medicare Wellness pa	
Staff member labeled as "	2	150	The med aide is titled with	The care coordination role
				We only provide an admir
	5	974	Medical assistants comple	
				We had an LVN in place ir
	1	100	Medical Assistant works c	
	5	650	Continue utilizing the fron	
Two CNAs (Certified Medi	2	580	Two CNAs are utilized wit	
	1	85	Our Community Health W	
				Our patient demographic:
				Our clinic has one supervi
	1	70	Our medical assistant coo	
Patient Care Assistant to l	1	200	Licensures/certifications a	
	38	1745	We use reception staff to	
The clinic also includes a p	4	350	Medical assistants and ph	
	3	885	Our medical assistant staf	
The Office Manager and F	3	1192	The RHC currently has a N	
				We currently have 3 LVN's
	46	2859	Ou staff not requiring clin	
				The facility considered im
Referrals, telehealth coor	32	2100	These individuals contribu	
				At the current time, the p
				We had an licensed clinic:
	0	0		The Children's Care A Van
	0	0		The Children's Care A Van
	4	2400	DHCHD has employed car	
	25	1572	We currently have medica	
	1	150	Currently our Medical Ass	
	2	300	We utilize our medical ass	
	1	162	Medical assistants help pr	
	2	506	Certified Medical Assistan	
Patient Access staff meml	1	12	Call Medicare Wellness pa	
Insurance staff, referral st	1	20	Currently use of our liscer	
				The person responsible fo
	5	2153	Certified Medical Assistan	
	1	25	As a rural/critical access f	
We have a case manager	1	75	Case manager oversees th	
				Currently our rural health
Patient Access staff meml	1	7	Call Medicare Wellness pa	
				Our Medical Assistants ar

	7	750	Our 7 medical assistants e	
	2	300	Financial screening for po	
				Golden Plains Community
	2	100	This will be support staff t	
	25	1500	We use clerical to make c	
	1	130	We plan to add a Medical	
	10	790	Curently we have a plan t	
	10	4200	Certified Medical Assistan	
	6	1400	Currently use patient care	
				Facility has an RN in a par
	1	551	Certified Medical Assistan	
	3	900	monitoring diabetic and v	
The other type of personr	88	675	For care coordination, we	
Referrals, telehealth coor	20	1000	These individuals contribu	
Patient Access staff meml	1	4	Call Medicare Wellness pa	
				Facility has an LVN in a pa
The additional personnel	9	2300	Quality patient care takes	
				We do not have plans to i
One CNA (Certified Medic	6	1650	Current state, 5 MAs and	
				Facility had an RN in a par
	1	50	The employee would be i	In 2019 this service was o
Case Manager, Registrati	5	1000	We do require clinical lice	
	34	4650	1.Make sure patient's unc	
Pecos County Memorial H	2	45	Our Social Worker is part	
	0	0	None currently, position p	
Insurance staff, referral st	1	20	Currently use of our liscer	
Patient liaison - Responsi	4	492	We will continue to use M	
	4	2400	DHCHD has employed car	
	27	97	Our medical assistants pro	
	1	492	The medical assistants are	
	0	0		Memorial Medical Clinic f
Patient Access staff meml	1	16	Call Medicare Wellness pa	
	0	0	Once we implement care	
				At this time we have emp
	1	500	One MAs is utilized with r	
case manager, Business o	4	280	We involve managers wh	
Pecos County Memorial H	2	45	Our Social Worker is part	We are a small rural hosp
	1	200	MA would need to mainta	
	1	50	The employee would be i	In 2019 this service was o
We do not have someone	4	1500		At this time, the current b
				This program wasn't appr
	0	0		At this time, our care tear
				We only provide an admin
	12	245	The organization's planne	
Admission/billing clerk wh	8	250	Currently the unlicensed c	
				Facility has gone through
	2	200	We utilize our medical ass	
	1	170	Medical assistants help pr	
	4	610	The Medical Center of Dir	
	9	350	Medical Assistants are the	
				We had an licensed clinic
We have patient care assi	2	25	Plan in already in place. P	
				It isn't that we are not pla
	2	400	Our two medical assistant	
	4	830	Medical assistants help pr	
	4	923	The medical assistants are	
The other type of personr	2	150	For care coordination, we	

Patient Access staff mem	1	11	Call Medicare Wellness p	
	2	346	Certified Medical Assistan	
	12	4000	We do not have any unlic	
One CNA (Certified Medic	3	950	Two MAs and one CNA ar	
	1	265	diabetic education follow	
	1	201	The medical assistants are	
				We do not have plans to i
	1	1583	We plan on adding MA ar	
	1	20	Continued current staffing	
	8	715	The medical assistants ro	
Referral coordinators are	10	400	Referral coordinators are	
				WE do not have access to
	3	550	The Medical Assistants in	
				Fritch Medical Clinic has h
				We currently have 3 LVN'
The other type of personr	4	420	For care coordination, we	
Community outreach, Co	12	500	We help patients who suf	
	5	1500	We do not have any unlic	
	1	364	Certified Medical Assistan	
	4	985	Certified Medical Assistan	
	4	372	The medical assistants are	
	6	52509	Medical Assistants will be	
LPC - LPC does require lic	3	570	MA's must maintain certifi	
The facility uses staff who	3	1000	The facility will continue t	
The other type of personr	6	390	For care coordination, we	
	3	600	The medical assistants are	
	4	1200	Our MA staff have their M	
	2	821	Certified Medical Assistan	
				We have been experienci
Patient Access staff mem	1	13	Call Medicare Wellness p	
This location includes pho	24	3765	Medical assistants are util	
				UMC requires that all care
				We had an licensed clinic
	12	2500	All our personnel has a lic	
	1	400	To close gaps in care, pro	
Our staff includes a meml	1	129	This staff member assists	We are a small Rural com
The other type of personr	5	340	For care coordination, we	
	1	220	The medical assistants are	
				The facility does not have
	1	216	The medical assistants are	
The additional personnel	8	700	Quality patient care takes	
The facility uses staff who	15	1700	The facility will continue t	
Pecos County Memorial H	2	45	Our Social Worker is part	
Patient Access staff mem	1	18	Call Medicare Wellness p	
	2	423	Certified Medical Assistan	
	13	500	The organization's planne	
We utilize a fulltime empl	3	400	We utilize our medical as	
Val Verde Regional Medic	10	204	VVRMC currently has pro	
	5	675	diabetic education follow	
	1	160	The medical assistant obt	
Care coordination utilizes	4	711	Care coordination is made	
	3	150	For care coordination, we	
The other type of personr	7	1400	For care coordination, we	
Our rural clinic Ward Cler	8	3944	Our ward clerks are a big	
	4	471	Certified Medical Assistan	
	2	350	The social worker helps p	
	8	560	OBTAINING PRE AUTHOR	We do not have any persc

	3	200	Medical Assistants are see	
				We are a small Rural com
Patient Access staff meml	1	3	Call Medicare Wellness pe	
	2	8000	We use Medical Assistant	
	1	50	The employee would be i	In 2019 this service was o
	4	992	Certified Medical Assistan	
Referrals, telehealth coor	19	1000	These individuals contribu	
Patient Access staff meml	1	6	Call Medicare Wellness pe	
The clinic also includes a p	3	300	Medical assistants and ph	
	27	2000	Our Medical Assistant ass	

Y1R2: To what extent are implementation decisions influenced by RAPPS participation?	Y1R2 Feedback Status
Somewhat influenced	Accepted with Feedback
Not influenced	Accepted with Feedback
Somewhat influenced	Accepted
Somewhat influenced	Accepted with Feedback
Somewhat influenced	Accepted
Somewhat influenced	Accepted
Not influenced	Accepted with Feedback
Not influenced	Accepted with Feedback
Somewhat influenced	Accepted
Not influenced	Accepted with Feedback
Not influenced	Accepted
Not influenced	Accepted with Feedback
Not influenced	Accepted with Feedback
Not influenced	Accepted
Not influenced	Accepted with Feedback
Not influenced	Accepted
Not influenced	Accepted
Not influenced	Accepted with Feedback
Not influenced	Accepted with Feedback
Not influenced	Accepted with Feedback
Not influenced	Accepted
Not influenced	Accepted
Not influenced	Accepted with Feedback
Not influenced	Accepted
Somewhat influenced	Accepted with Feedback
Not influenced	Accepted
Not influenced	Accepted with Feedback
Not influenced	Accepted
Not influenced	Accepted
Not influenced	Accepted
Not influenced	Accepted
Not influenced	Accepted with Feedback
Not influenced	Accepted with Feedback
Not influenced	Accepted with Feedback
Not influenced	Accepted with Feedback
Not influenced	Accepted with Feedback
Not influenced	Accepted
Not influenced	Accepted with Feedback
Somewhat influenced	Accepted with Feedback
Not influenced	Accepted
Not influenced	Accepted
Not influenced	Accepted with Feedback
Not influenced	Accepted with Feedback
Not influenced	Accepted
Not influenced	Accepted with Feedback
Strongly influenced	Accepted with Feedback

[illegible]

[illegible]

Somewhat influenced	Accepted
Not influenced	Accepted
Not influenced	Accepted with Feedback
Not influenced	Accepted with Feedback
Not influenced	Accepted
Not influenced	Accepted
Not influenced	Accepted with Feedback
Not influenced	Accepted with Feedback
Not influenced	Accepted
Not influenced	Accepted

Data includes reporting though Y1 Corrections period

Unique Measure ID	Provider ID	TPI	NPI	Provider Name	SDA	Program Component	Measure ID	Measure Name
R1013909936_R1-143	R1013909936	092126403	1013909936	FAITH COMM	MRSA West	R1	R1-143	Telehealth to provide v
R1013916287_R1-143	R1013916287	130781104	1013916287	SIEVERS MED	MRSA Central	R1	R1-143	Telehealth to provide v
R1023173507_R1-143	R1023173507	136332708	1023173507	SCMH ROMA	Hidalgo	R1	R1-143	Telehealth to provide v
R1033641105_R1-143	R1033641105	373787601	1033641105	CHRISTUS TR	MRSA North	R1	R1-143	Telehealth to provide v
R1033687900_R1-143	R1033687900	400610801	1033687900	NTMC HEALTH	MRSA North	R1	R1-143	Telehealth to provide v
R1043289804_R1-143	R1043289804	173157201	1043289804	CHRISTUS SP	Hidalgo	R1	R1-143	Telehealth to provide v
R1043719560_R1-143	R1043719560	388660801	1043719560	JACKSONVILL	MRSA North	R1	R1-143	Telehealth to provide v
R1063436525_R1-143	R1063436525	130618507	1063436525	BROWNFIELD	Lubbock	R1	R1-143	Telehealth to provide v
R1063485548_R1-143	R1063485548	137305206	1063485548	CHRISTUS SO	Jefferson	R1	R1-143	Telehealth to provide v
R1063630937_R1-143	R1063630937	369828401	1063630937	PCA ROYSE C	Dallas	R1	R1-143	Telehealth to provide v
R1073579942_R1-143	R1073579942	176355901	1073579942	VAN HORN R	MRSA West	R1	R1-143	Telehealth to provide v
R1073654935_R1-143	R1073654935	091933402	1073654935	PECOS VALLE	MRSA West	R1	R1-143	Telehealth to provide v
R1073763439_R1-143	R1073763439	199602703	1073763439	CRANE COUN	MRSA West	R1	R1-143	Telehealth to provide v
R1083602940_R1-143	R1083602940	144130502	1083602940	LEVELLAND C	Lubbock	R1	R1-143	Telehealth to provide v
R1083696496_R1-143	R1083696496	121239104	1083696496	ROBY RURAL	MRSA West	R1	R1-143	Telehealth to provide v
R1093263501_R1-143	R1093263501	376091001	1093263501	FREESTONE H	MRSA Central	R1	R1-143	Telehealth to provide v
R1104238047_R1-143	R1104238047	351110701	1104238047	HAMLIN MED	MRSA West	R1	R1-143	Telehealth to provide v
R1104808112_R1-143	R1104808112	108080602	1104808112	CLEARFORK H	MRSA West	R1	R1-143	Telehealth to provide v
R1114047875_R1-143	R1114047875	063568201	1114047875	THROCKMOF	MRSA West	R1	R1-143	Telehealth to provide v
R1114221199_R1-143	R1114221199	293082801	1114221199	DOCTORS MI	MRSA Central	R1	R1-143	Telehealth to provide v
R1114255833_R1-143	R1114255833	217836001	1114255833	RICE MEDICA	MRSA Central	R1	R1-143	Telehealth to provide v
R1114370632_R1-143	R1114370632	372627501	1114370632	NAVARRO PE	Dallas	R1	R1-143	Telehealth to provide v
R1124012935_R1-143	R1124012935	355638301	1124012935	HUNT REGIO	Dallas	R1	R1-143	Telehealth to provide v
R1124054069_R1-143	R1124054069	112273103	1124054069	ANDREWS FA	MRSA West	R1	R1-143	Telehealth to provide v
R1124312749_R1-143	R1124312749	330163201	1124312749	THE PEDIATR	Hidalgo	R1	R1-143	Telehealth to provide v
R1124419163_R1-143	R1124419163	362298701	1124419163	MULESHOE F	MRSA West	R1	R1-143	Telehealth to provide v
R1134113855_R1-143	R1134113855	211224501	1134113855	MEDICAL CLI	Bexar	R1	R1-143	Telehealth to provide v
R1134186356_R1-143	R1134186356	162520401	1134186356	KNOX CITY CI	MRSA West	R1	R1-143	Telehealth to provide v
R1144324211_R1-143	R1144324211	348018801	1144324211	FRIONA RURA	MRSA West	R1	R1-143	Telehealth to provide v
R1144325481_R1-143	R1144325481	174708101	1144325481	CHILDRENS C	Travis	R1	R1-143	Telehealth to provide v
R1164445094_R1-143	R1164445094	164174801	1164445094	CHILDREN'S C	Travis	R1	R1-143	Telehealth to provide v
R1174533103_R1-143	R1174533103	144326901	1174533103	DALHART FAI	MRSA West	R1	R1-143	Telehealth to provide v
R1174982540_R1-143	R1174982540	365257001	1174982540	RPMH RURAL	MRSA West	R1	R1-143	Telehealth to provide v
R1184057598_R1-143	R1184057598	063461001	1184057598	STONEWALL	MRSA West	R1	R1-143	Telehealth to provide v
R1184941346_R1-143	R1184941346	281495601	1184941346	GARFIELD MI	MRSA West	R1	R1-143	Telehealth to provide v
R1194777540_R1-143	R1194777540	185202203	1194777540	FCHC ROSEBI	MRSA Central	R1	R1-143	Telehealth to provide v
R1205263134_R1-143	R1205263134	380663001	1205263134	ASCENSION S	MRSA Central	R1	R1-143	Telehealth to provide v
R1205335726_R1-143	R1205335726	387677301	1205335726	QUITMAN HC	MRSA North	R1	R1-143	Telehealth to provide v
R1215983598_R1-143	R1215983598	063348901	1215983598	REFUGIO RUI	Nueces	R1	R1-143	Telehealth to provide v
R1225095441_R1-143	R1225095441	163033701	1225095441	MUNDAY CLI	MRSA West	R1	R1-143	Telehealth to provide v
R1235234576_R1-143	R1235234576	147758001	1235234576	ASCENSION S	Travis	R1	R1-143	Telehealth to provide v
R1245526961_R1-143	R1245526961	312084201	1245526961	TULIA RURAL	Lubbock	R1	R1-143	Telehealth to provide v
R1255370474_R1-143	R1255370474	063567401	1255370474	MCCAMEY H	MRSA West	R1	R1-143	Telehealth to provide v
R1285631945_R1-143	R1285631945	162059301	1285631945	TCH FAMILY	Jefferson	R1	R1-143	Telehealth to provide v
R1306345764_R1-143	R1306345764	388701001	1306345764	QUITMAN HC	MRSA North	R1	R1-143	Telehealth to provide v

R1306484050_R1-143	R1306484050	413880201	1306484050	HUNTSVILLE	Jefferson	R1	R1-143	Telehealth to provide v
R1306849633_R1-143	R1306849633	137227810	1306849633	WEST TEXAS	MRSA West	R1	R1-143	Telehealth to provide v
R1306970439_R1-143	R1306970439	132814810	1306970439	LCHD FAMIL\	Lubbock	R1	R1-143	Telehealth to provide v
R1316176472_R1-143	R1316176472	188175703	1316176472	GOLDEN PLA	Lubbock	R1	R1-143	Telehealth to provide v
R1316962103_R1-143	R1316962103	136330110	1316962103	COGELL FAM	MRSA West	R1	R1-143	Telehealth to provide v
R1336537661_R1-143	R1336537661	331607701	1336537661	MOORE COU	MRSA West	R1	R1-143	Telehealth to provide v
R1336547587_R1-143	R1336547587	350441701	1336547587	SPUR RURAL	MRSA West	R1	R1-143	Telehealth to provide v
R1336560382_R1-143	R1336560382	337967901	1336560382	BRECKENRID	MRSA West	R1	R1-143	Telehealth to provide v
R1336590462_R1-143	R1336590462	367828601	1336590462	PROVIDENCE	MRSA Centra	R1	R1-143	Telehealth to provide v
R1356308423_R1-143	R1356308423	162693901	1356308423	LHC FAMILY I	Lubbock	R1	R1-143	Telehealth to provide v
R1356607824_R1-143	R1356607824	314652401	1356607824	COLEMAN M	MRSA West	R1	R1-143	Telehealth to provide v
R1356682298_R1-143	R1356682298	206127703	1356682298	ASCENSION S	Travis	R1	R1-143	Telehealth to provide v
R1366507477_R1-143	R1366507477	136332709	1366507477	SCMH RURAL	Hidalgo	R1	R1-143	Telehealth to provide v
R1376844936_R1-143	R1376844936	283840103	1376844936	BAYLOR SCO	Travis	R1	R1-143	Telehealth to provide v
R1386751394_R1-143	R1386751394	210288101	1386751394	MEDICAL CLI	Bexar	R1	R1-143	Telehealth to provide v
R1407355860_R1-143	R1407355860	387687201	1407355860	CARTHAGE H	MRSA Northe	R1	R1-143	Telehealth to provide v
R1407893316_R1-143	R1407893316	126840108	1407893316	COLLINGSWC	MRSA West	R1	R1-143	Telehealth to provide v
R1417489956_R1-143	R1417489956	374001101	1417489956	FCH RURAL F	MRSA Northe	R1	R1-143	Telehealth to provide v
R1417498585_R1-143	R1417498585	135151214	1417498585	CONNALLY N	Bexar	R1	R1-143	Telehealth to provide v
R1417965286_R1-143	R1417965286	121079103	1417965286	COVENANT F	Lubbock	R1	R1-143	Telehealth to provide v
R1417985086_R1-143	R1417985086	180679603	1417985086	SCHLEICHER	MRSA West	R1	R1-143	Telehealth to provide v
R1427334077_R1-143	R1427334077	085552006	1427334077	EL CAMPO M	Harris	R1	R1-143	Telehealth to provide v
R1437178357_R1-143	R1437178357	126667807	1437178357	COGDELL CLI	Lubbock	R1	R1-143	Telehealth to provide v
R1447274048_R1-143	R1447274048	107763801	1447274048	FAMILY MED	Hidalgo	R1	R1-143	Telehealth to provide v
R1457307175_R1-143	R1457307175	091939102	1457307175	PECOS COUN	MRSA West	R1	R1-143	Telehealth to provide v
R1457337800_R1-143	R1457337800	157697701	1457337800	BRADY MEDI	MRSA West	R1	R1-143	Telehealth to provide v
R1467495184_R1-143	R1467495184	092527302	1467495184	WOODSBORI	Nueces	R1	R1-143	Telehealth to provide v
R1467742254_R1-143	R1467742254	348014701	1467742254	IOWA PARK C	MRSA West	R1	R1-143	Telehealth to provide v
R1467799262_R1-143	R1467799262	326650401	1467799262	HIGH COUNT	MRSA West	R1	R1-143	Telehealth to provide v
R1467879569_R1-143	R1467879569	361878701	1467879569	SEMINOLE F	MRSA West	R1	R1-143	Telehealth to provide v
R1487088118_R1-143	R1487088118	368313802	1487088118	DEWITT MEC	Nueces	R1	R1-143	Telehealth to provide v
R1497153589_R1-143	R1497153589	137909112	1497153589	MEMORIAL M	Nueces	R1	R1-143	Telehealth to provide v
R1497254858_R1-143	R1497254858	388690501	1497254858	PITTSBURG F	MRSA Northe	R1	R1-143	Telehealth to provide v
R1497750962_R1-143	R1497750962	063615101	1497750962	MMH FAMIL	MRSA Northe	R1	R1-143	Telehealth to provide v
R1508339219_R1-143	R1508339219	082140705	1508339219	NGH RURAL I	MRSA Northe	R1	R1-143	Telehealth to provide v
R1508855313_R1-143	R1508855313	121337303	1508855313	LEVELLAND C	Lubbock	R1	R1-143	Telehealth to provide v
R1518032879_R1-143	R1518032879	190296701	1518032879	COGDELL CLI	MRSA West	R1	R1-143	Telehealth to provide v
R1518216902_R1-143	R1518216902	317950901	1518216902	SANDERSON	MRSA West	R1	R1-143	Telehealth to provide v
R1518411644_R1-143	R1518411644	377716101	1518411644	HEMPHILL C	MRSA West	R1	R1-143	Telehealth to provide v
R1518465616_R1-143	R1518465616	388407401	1518465616	MID COAST M	Harris	R1	R1-143	Telehealth to provide v
R1518900778_R1-143	R1518900778	111808503	1518900778	MILLS COUN	MRSA Centra	R1	R1-143	Telehealth to provide v
R1518976836_R1-143	R1518976836	111482902	1518976836	FAMILY MED	MRSA West	R1	R1-143	Telehealth to provide v
R1528015815_R1-143	R1528015815	186521404	1528015815	MEDICAL AR	MRSA West	R1	R1-143	Telehealth to provide v
R1528030285_R1-143	R1528030285	137305204	1528030285	CHRISTUS SO	Jefferson	R1	R1-143	Telehealth to provide v
R1528557410_R1-143	R1528557410	395971001	1528557410	THE DEWITT	MRSA West	R1	R1-143	Telehealth to provide v
R1538123617_R1-143	R1538123617	130089908	1538123617	BALLINGER H	MRSA West	R1	R1-143	Telehealth to provide v
R1538150370_R1-143	R1538150370	092179302	1538150370	SHAMROCK C	MRSA West	R1	R1-143	Telehealth to provide v
R1538486790_R1-143	R1538486790	287915701	1538486790	GARFIELD MI	MRSA West	R1	R1-143	Telehealth to provide v
R1558311241_R1-143	R1558311241	063486701	1558311241	FCHC BREMC	MRSA Centra	R1	R1-143	Telehealth to provide v
R1558313171_R1-143	R1558313171	063566601	1558313171	MEDICAL CEI	MRSA West	R1	R1-143	Telehealth to provide v
R1558474999_R1-143	R1558474999	112272302	1558474999	COLUMBUS I	MRSA Centra	R1	R1-143	Telehealth to provide v
R1578729653_R1-143	R1578729653	204179001	1578729653	JUNCTION M	MRSA West	R1	R1-143	Telehealth to provide v
R1588672448_R1-143	R1588672448	092075302	1588672448	SANDHILLS F	MRSA West	R1	R1-143	Telehealth to provide v
R1619233368_R1-143	R1619233368	347761401	1619233368	ARCHER CITY	MRSA West	R1	R1-143	Telehealth to provide v
R1619968054_R1-143	R1619968054	063623501	1619968054	PLAINS CLINI	MRSA West	R1	R1-143	Telehealth to provide v
R1629173737_R1-143	R1629173737	133367605	1629173737	FCHC MARLII	MRSA Centra	R1	R1-143	Telehealth to provide v
R1629215041_R1-143	R1629215041	284095101	1629215041	FAMILY PRAC	MRSA Centra	R1	R1-143	Telehealth to provide v

R1639511207_R1-143	R1639511207	342093704	1639511207	BAYLOR SCO	MRSA Centra	R1	R1-143	Telehealth to provide v
R1639678030_R1-143	R1639678030	387692201	1639678030	CARTHAGE H	MRSA Northe	R1	R1-143	Telehealth to provide v
R1639697949_R1-143	R1639697949	386094201	1639697949	ASCENSION S	Travis	R1	R1-143	Telehealth to provide v
R1639735335_R1-143	R1639735335	407909704	1639735335	ADVENTHEAI	MRSA Centra	R1	R1-143	Telehealth to provide v
R1659360279_R1-143	R1659360279	063531001	1659360279	FAMILY MED	Lubbock	R1	R1-143	Telehealth to provide v
R1659722197_R1-143	R1659722197	111646907	1659722197	SABINAL HEA	MRSA West	R1	R1-143	Telehealth to provide v
R1659770030_R1-143	R1659770030	350897001	1659770030	PARKSIDE FA	MRSA Centra	R1	R1-143	Telehealth to provide v
R1659812725_R1-143	R1659812725	135151218	1659812725	CONNALLY N	Bexar	R1	R1-143	Telehealth to provide v
R1669468617_R1-143	R1669468617	121728302	1669468617	FAMILY MED	MRSA Centra	R1	R1-143	Telehealth to provide v
R1679560866_R1-143	R1679560866	136145311	1679560866	MARTIN COL	MRSA West	R1	R1-143	Telehealth to provide v
R1679562961_R1-143	R1679562961	063494101	1679562961	FAMILY PRAC	MRSA Centra	R1	R1-143	Telehealth to provide v
R1679926992_R1-143	R1679926992	284333606	1679926992	LIBERTY DAY	Jefferson	R1	R1-143	Telehealth to provide v
R1679992911_R1-143	R1679992911	063619301	1679992911	KENT COUNT	MRSA West	R1	R1-143	Telehealth to provide v
R1689659765_R1-143	R1689659765	111683203	1689659765	COMMUNITY	MRSA West	R1	R1-143	Telehealth to provide v
R1689872020_R1-143	R1689872020	193004201	1689872020	FRITCH MEDI	Lubbock	R1	R1-143	Telehealth to provide v
R1699010371_R1-143	R1699010371	324676104	1699010371	QUICK CARE	MRSA West	R1	R1-143	Telehealth to provide v
R1699076257_R1-143	R1699076257	282267803	1699076257	BAYLOR SCO	MRSA Centra	R1	R1-143	Telehealth to provide v
R1699171611_R1-143	R1699171611	349100302	1699171611	FRANKLIN CC	MRSA Northe	R1	R1-143	Telehealth to provide v
R1699332338_R1-143	R1699332338	409641401	1699332338	ADVENTHEAI	MRSA Centra	R1	R1-143	Telehealth to provide v
R1699947408_R1-143	R1699947408	212790401	1699947408	ASCENSION S	MRSA Centra	R1	R1-143	Telehealth to provide v
R1700392602_R1-143	R1700392602	394538801	1700392602	ASCENSION S	Travis	R1	R1-143	Telehealth to provide v
R1710135553_R1-143	R1710135553	204356401	1710135553	HICO CLINIC	MRSA Centra	R1	R1-143	Telehealth to provide v
R1710974225_R1-143	R1710974225	111662603	1710974225	FAMILY MED	MRSA West	R1	R1-143	Telehealth to provide v
R1720404924_R1-143	R1720404924	366829502	1720404924	CANADIAN F	MRSA West	R1	R1-143	Telehealth to provide v
R1720540255_R1-143	R1720540255	402144601	1720540255	GOODALL-W	MRSA Centra	R1	R1-143	Telehealth to provide v
R1730480393_R1-143	R1730480393	287274901	1730480393	BAYLOR SCO	MRSA Centra	R1	R1-143	Telehealth to provide v
R1730557026_R1-143	R1730557026	360816801	1730557026	CUERO MEDI	MRSA Centra	R1	R1-143	Telehealth to provide v
R1730635202_R1-143	R1730635202	372629101	1730635202	NAVARRO FA	Dallas	R1	R1-143	Telehealth to provide v
R1730695594_R1-143	R1730695594	396481901	1730695594	ASCENSION S	Travis	R1	R1-143	Telehealth to provide v
R1740358803_R1-143	R1740358803	138353111	1740358803	SEYMOUR HO	MRSA West	R1	R1-143	Telehealth to provide v
R1770082299_R1-143	R1770082299	389082401	1770082299	JACKSONVILL	MRSA Northe	R1	R1-143	Telehealth to provide v
R1790723468_R1-143	R1790723468	137940613	1790723468	PCA GREENV	Dallas	R1	R1-143	Telehealth to provide v
R1811135080_R1-143	R1811135080	092072002	1811135080	UNIVERSITY I	El Paso	R1	R1-143	Telehealth to provide v
R1811256696_R1-143	R1811256696	309366801	1811256696	TOLEDO BEN	MRSA Northe	R1	R1-143	Telehealth to provide v
R1811987027_R1-143	R1811987027	111661804	1811987027	HEREFORD H	Lubbock	R1	R1-143	Telehealth to provide v
R1811999337_R1-143	R1811999337	091887202	1811999337	SIEVERS MEC	MRSA Centra	R1	R1-143	Telehealth to provide v
R1821277211_R1-143	R1821277211	208504501	1821277211	FOARD COU	MRSA West	R1	R1-143	Telehealth to provide v
R1821399767_R1-143	R1821399767	282309801	1821399767	BAYLOR SCO	MRSA Centra	R1	R1-143	Telehealth to provide v
R1821422551_R1-143	R1821422551	369552002	1821422551	YORKTOWN	MRSA Centra	R1	R1-143	Telehealth to provide v
R1821484320_R1-143	R1821484320	356468401	1821484320	MEDICAL CLI	MRSA West	R1	R1-143	Telehealth to provide v
R1831567122_R1-143	R1831567122	363141801	1831567122	GOLIAD FAM	Nueces	R1	R1-143	Telehealth to provide v
R1831674209_R1-143	R1831674209	394293001	1831674209	FCH RURAL F	Tarrant	R1	R1-143	Telehealth to provide v
R1841752375_R1-143	R1841752375	402149501	1841752375	GOODALL-W	MRSA Centra	R1	R1-143	Telehealth to provide v
R1851695316_R1-143	R1851695316	287117001	1851695316	FAMILY CARE	MRSA West	R1	R1-143	Telehealth to provide v
R1861991226_R1-143	R1861991226	387681501	1861991226	JACKSONVILL	MRSA Northe	R1	R1-143	Telehealth to provide v
R1871512228_R1-143	R1871512228	197064201	1871512228	ASCENSION S	Travis	R1	R1-143	Telehealth to provide v
R1871590653_R1-143	R1871590653	092107402	1871590653	PERRYTON H	MRSA West	R1	R1-143	Telehealth to provide v
R1881911030_R1-143	R1881911030	281093901	1881911030	HOMETOWN	MRSA West	R1	R1-143	Telehealth to provide v
R1891124640_R1-143	R1891124640	365016001	1891124640	VAL VERDE R	MRSA West	R1	R1-143	Telehealth to provide v
R1891126959_R1-143	R1891126959	362826501	1891126959	UVALDE MEC	MRSA West	R1	R1-143	Telehealth to provide v
R1891737920_R1-143	R1891737920	362063501	1891737920	ANSON FAMI	MRSA West	R1	R1-143	Telehealth to provide v
R1891820569_R1-143	R1891820569	148698705	1891820569	WINNIE COM	Jefferson	R1	R1-143	Telehealth to provide v
R1902107568_R1-143	R1902107568	285657701	1902107568	BAYLOR SCO	MRSA Centra	R1	R1-143	Telehealth to provide v
R1902384951_R1-143	R1902384951	398142501	1902384951	BAYLOR SCO	MRSA Centra	R1	R1-143	Telehealth to provide v
R1902995525_R1-143	R1902995525	108081402	1902995525	FOX RURAL F	MRSA West	R1	R1-143	Telehealth to provide v
R1912425000_R1-143	R1912425000	387699701	1912425000	ASCENSION S	Travis	R1	R1-143	Telehealth to provide v
R1922057561_R1-143	R1922057561	343829301	1922057561	YOUNG COU	MRSA West	R1	R1-143	Telehealth to provide v

R1922206606_R1-143	R1922206606	192383101	1922206606	SONORA ME	MRSA West	R1	R1-143	Telehealth to provide v
R1932158367_R1-143	R1932158367	126889804	1932158367	FOUR OAKS H	MRSA Centra	R1	R1-143	Telehealth to provide v
R1932426772_R1-143	R1932426772	286782201	1932426772	HARDEMAN H	MRSA West	R1	R1-143	Telehealth to provide v
R1932608452_R1-143	R1932608452	387698901	1932608452	QUITMAN HC	MRSA North	R1	R1-143	Telehealth to provide v
R1942425343_R1-143	R1942425343	174319701	1942425343	LOVETT MER	MRSA West	R1	R1-143	Telehealth to provide v
R1942773874_R1-143	R1942773874	394303701	1942773874	MID COAST H	Harris	R1	R1-143	Telehealth to provide v
R1952328924_R1-143	R1952328924	158738803	1952328924	ASCENSION S	Travis	R1	R1-143	Telehealth to provide v
R1952453946_R1-143	R1952453946	063459401	1952453946	MEDICAL CLI	Bexar	R1	R1-143	Telehealth to provide v
R1952800310_R1-143	R1952800310	387377003	1952800310	HENDERSON	MRSA North	R1	R1-143	Telehealth to provide v
R1972830008_R1-143	R1972830008	217210807	1972830008	RICE MEDICA	Harris	R1	R1-143	Telehealth to provide v
R1992748693_R1-143	R1992748693	063595501	1992748693	JACKSON ME	MRSA Centra	R1	R1-143	Telehealth to provide v

Measure Type	Y1R1 Reporting Period	Y1R2 Reporting Period	Y1R2 Measure Eligibility	Y1R2 Source	Y1R2 Provider Class	Y1R2: 1) As of August 31, 2021, does your organization use telehealth to provide virtual medical appointments and/or consultations for physical and/or behavioral health services?
Structure	NA	Apr 2022	Eligible	Y1 Reporting Template	Hospital Based	Yes
Structure	NA	Apr 2022	Eligible	Y1 Reporting Template	Hospital Based	Yes
Structure	NA	Apr 2022	Eligible	Y1 Reporting Template	Hospital Based	Yes
Structure	NA	Apr 2022	Eligible	Y1 Reporting Template	Freestanding	Yes
Structure	NA	Apr 2022	Eligible	Y1 Reporting Template	Hospital Based	Yes
Structure	NA	Apr 2022	Eligible	Y1 Reporting Template	Hospital Based	Yes
Structure	NA	Apr 2022	Eligible	Y1 Reporting Template	Hospital Based	Yes
Structure	NA	Apr 2022	Eligible	Y1 Reporting Template	Hospital Based	Yes
Structure	NA	Apr 2022	Eligible	Y1 Reporting Template	Freestanding	Yes
Structure	NA	Apr 2022	Eligible	Y1 Reporting Template	Hospital Based	No, and not planning to by A
Structure	NA	Apr 2022	Eligible	Y1 Reporting Template	Hospital Based	Yes
Structure	NA	Apr 2022	Eligible	Y1 Reporting Template	Hospital Based	Yes
Structure	NA	Apr 2022	Eligible	Y1 Reporting Template	Hospital Based	No, and not planning to by A
Structure	NA	Apr 2022	Eligible	Y1 Reporting Template	Hospital Based	No, and not planning to by A
Structure	NA	Apr 2022	Eligible	Y1 Reporting Template	Hospital Based	No, and not planning to by A
Structure	NA	Apr 2022	Eligible	Y1 Reporting Template	Hospital Based	Yes
Structure	NA	Apr 2022	Eligible	Y1 Reporting Template	Hospital Based	Yes
Structure	NA	Apr 2022	Eligible	Y1 Reporting Template	Hospital Based	No, and not planning to by A
Structure	NA	Apr 2022	Eligible	Y1 Reporting Template	Hospital Based	Yes
Structure	NA	Apr 2022	Eligible	Y1 Reporting Template	Hospital Based	Yes
Structure	NA	Apr 2022	Eligible	Y1 Reporting Template	Hospital Based	Yes
Structure	NA	Apr 2022	Eligible	Y1 Reporting Template	Hospital Based	Yes
Structure	NA	Apr 2022	Eligible	Y1 Corrections Template	Hospital Based	Yes
Structure	NA	Apr 2022	Eligible	Y1 Reporting Template	Freestanding	Yes
Structure	NA	Apr 2022	Eligible	Y1 Reporting Template	Hospital Based	Yes
Structure	NA	Apr 2022	Eligible	Y1 Reporting Template	Freestanding	Yes
Structure	NA	Apr 2022	Eligible	Y1 Reporting Template	Hospital Based	No, and not planning to by A
Structure	NA	Apr 2022	Eligible	Y1 Reporting Template	Hospital Based	Yes
Structure	NA	Apr 2022	Eligible	Y1 Reporting Template	Hospital Based	Yes
Structure	NA	Apr 2022	Eligible	Y1 Reporting Template	Hospital Based	No, and not planning to by A
Structure	NA	Apr 2022	Eligible	Y1 Reporting Template	Hospital Based	Yes
Structure	NA	Apr 2022	Eligible	Y1 Reporting Template	Hospital Based	Yes
Structure	NA	Apr 2022	Eligible	Y1 Reporting Template	Hospital Based	Yes
Structure	NA	Apr 2022	Eligible	Y1 Reporting Template	Hospital Based	Yes
Structure	NA	Apr 2022	Eligible	Y1 Reporting Template	Freestanding	Yes
Structure	NA	Apr 2022	Eligible	Y1 Reporting Template	Hospital Based	Yes
Structure	NA	Apr 2022	Eligible	Y1 Reporting Template	Freestanding	Yes
Structure	NA	Apr 2022	Eligible	Y1 Reporting Template	Hospital Based	Yes
Structure	NA	Apr 2022	Eligible	Y1 Reporting Template	Hospital Based	Yes
Structure	NA	Apr 2022	Eligible	Y1 Reporting Template	Hospital Based	Yes
Structure	NA	Apr 2022	Eligible	Y1 Reporting Template	Hospital Based	Yes
Structure	NA	Apr 2022	Eligible	Y1 Reporting Template	Hospital Based	Yes
Structure	NA	Apr 2022	Eligible	Y1 Reporting Template	Hospital Based	Yes
Structure	NA	Apr 2022	Eligible	Y1 Reporting Template	Hospital Based	Yes
Structure	NA	Apr 2022	Eligible	Y1 Reporting Template	Hospital Based	Yes
Structure	NA	Apr 2022	Eligible	Y1 Reporting Template	Hospital Based	No, and not planning to by A
Structure	NA	Apr 2022	Eligible	Y1 Reporting Template	Hospital Based	Yes

[illegible]

[illegible]

Structure	NA	Apr 2022	Eligible	Y1 Reporting Template	Hospital Based	Yes
Structure	NA	Apr 2022	Eligible	Y1 Reporting Template	Hospital Based	Yes
Structure	NA	Apr 2022	Eligible	Y1 Reporting Template	Hospital Based	Yes
Structure	NA	Apr 2022	Eligible	Y1 Reporting Template	Hospital Based	Yes
Structure	NA	Apr 2022	Eligible	Y1 Corrections Template	Hospital Based	No, and not planning to by A
Structure	NA	Apr 2022	Eligible	Y1 Reporting Template	Hospital Based	No, and not planning to by A
Structure	NA	Apr 2022	Eligible	Y1 Reporting Template	Hospital Based	Yes
Structure	NA	Apr 2022	Eligible	Y1 Reporting Template	Hospital Based	Yes
Structure	NA	Apr 2022	Eligible	Y1 Reporting Template	Hospital Based	Yes
Structure	NA	Apr 2022	Eligible	Y1 Reporting Template	Hospital Based	Yes
Structure	NA	Apr 2022	Eligible	Y1 Reporting Template	Hospital Based	Yes

Y1R2: 2a) Primary care providers?	Y1R2: 2b) Specialty care providers (physical health only)?	Y1R2: 2c) Behavioral health care providers?	Y1R2: 2d) Other providers?	Y1R2: 3) What are the “other” types of providers in your organization provide virtual medical appointments and/or consultations via telehealth?
Yes	No	No	No	
Yes	No	No	No	
Yes	No	No	No	
Yes	No	Yes	No	
Yes	No	No	No	
No	No	Yes	No	
Yes	No	No	No	
Yes	Yes	No	No	
Yes	No	Yes	No	
Yes	No	No	No	
August 31, 2022				
Yes	No	No	No	
Yes	No	No	No	
August 31, 2022				
August 31, 2022				
August 31, 2022				
Yes	No	No	No	
Yes	No	No	No	
August 31, 2022				
Yes	No	No	No	
Yes	No	Yes	No	
Yes	No	No	No	
Yes	No	No	No	
Yes	No	No	No	
Yes	No	No	No	
August 31, 2022				
Yes	No	No	Yes	Nurse practitioners and Physic
Yes	No	No	No	
August 31, 2022				
Yes	No	No	No	
Yes	No	No	No	
Yes	Yes	Yes	No	
Yes	Yes	Yes	No	
Yes	No	No	No	
Yes	No	No	No	
Yes	No	No	No	
Yes	No	No	No	
Yes	No	No	No	
Yes	No	No	No	
Yes	No	No	No	
Yes	No	No	No	
Yes	No	No	No	
Yes	No	No	No	
No	No	Yes	No	
August 31, 2022				
Yes	No	No	No	

Yes	Yes	No	No	
Yes	No	No	No	
August 31, 2022				
Yes	Yes	Yes	No	
Yes	No	No	Yes	We currently use other types of
Yes	No	No	No	
Yes	No	No	No	
Yes	No	No	No	
August 31, 2022				
August 31, 2022				
Yes	No	No	No	
Yes	No	No	No	
Yes	Yes	Yes	No	
Yes	No	No	Yes	Nurse practitioners and Physic
Yes	No	No	No	
August 31, 2022				
Yes	No	No	No	
Yes	Yes	No	No	
August 31, 2022				
August 31, 2022				
Yes	No	No	No	
Yes	No	No	No	
Yes	No	No	No	
Yes	No	No	No	
No	No	Yes	No	
Yes	No	No	No	
Yes	No	No	No	
Yes	Yes	Yes	No	
Yes	Yes	No	No	
August 31, 2022				
Yes	Yes	No	No	
Yes	No	No	No	
Yes	No	No	No	
Yes	No	No	Yes	Our other providers include Ph
August 31, 2022				
Yes	No	No	No	
Yes	No	No	No	
Yes	No	No	No	
Yes	No	No	No	
Yes	No	Yes	No	
Yes	No	Yes	No	
Yes	No	No	No	
Yes	No	No	Yes	The other type of provider in c
Yes	No	No	No	
August 31, 2022				
Yes	No	No	No	
Yes	No	No	No	
Yes	No	No	No	
No	No	No	No	
August 31, 2022				
Yes	No	Yes	No	
yes	no	no	no	
Yes	No	Yes	No	
Yes	Yes	No	Yes	Diabetes Education is provided

Yes	Yes	Yes	No	
Yes	No	No	No	
Yes	No	No	No	
Yes	No	No	No	
August 31, 2022				
Yes	No	No	No	
August 31, 2022				
Yes	Yes	No	No	
Yes	No	No	No	
Yes	No	No	No	
Yes	Yes	No	Yes	CDCES for Diabetes Self Manag
Yes	No	No	No	
Yes	No	No	No	
Yes	No	Yes	No	
August 31, 2022				
Yes	No	No	No	
Yes	Yes	Yes	No	
yes	yes	yes	yes	Nurses calls and labs calls. W
Yes	No	No	No	
Yes	No	Yes	No	
Yes	No	No	No	
Yes	Yes	No	Yes	Diabetes Education is provided
No	No	No		
Yes	No	Yes	No	
Yes	No	Yes	No	
Yes	Yes	Yes	No	
August 31, 2022				
Yes	No	No	No	
Yes	No	No	No	
Yes	No	No	No	
Yes	No	No	No	
Yes	No	No	No	
Yes	Yes	No	No	
August 31, 2022				
No	No	Yes	No	
Yes	No	No	No	
Yes	No	No	No	
Yes	Yes	Yes	No	
August 31, 2022				
August 31, 2022				
August 31, 2022				
Yes	No	No	No	
Yes	No	Yes	No	
Yes	No	No	No	
Yes	No	No	No	
Yes	No	No	No	
Yes	No	No	Yes	The other type of provider in c
Yes	No	No	No	
Yes	Yes	No	No	
Yes	No	No	No	
Yes	No	No	No	
Yes	No	No	No	
Yes	Yes	Yes	No	
Yes	Yes	Yes	No	
Yes	Yes	Yes	No	
Yes	No	Yes	No	
Yes	No	No	No	

Yes	No	No	No	
Yes	No	No	No	
Yes	No	No	No	
Yes	No	No	No	
Yes	No	No	No	
Yes	No	No	No	
Yes	No	No	Yes	Nurse practitioners and Physic
Yes	No	No	No	
Yes	No	Yes	No	
Yes	No	No	No	

Y1R2: 4) Describe your organization's current or planned use of telehealth for virtual appointments and/or consultations for primary and specialty physical and behavioral health services.	Y1R2: 5) Describe why your organization is not planning to use telehealth for virtual appointments and/or consultations for primary and specialty physical and behavioral health services.	Y1R2: To what extent are implementation decisions influenced by RAPPs participation?	Y1R2 Feedback Status
Telehealth visits are used strat		Somewhat influenced	Accepted
Providers will use telehealth if		Not influenced	Accepted
All Consultations, but more co		Somewhat influenced	Accepted
Currently we utilize Zoom for		Somewhat influenced	Accepted
The CARES Act expanded the f		Somewhat influenced	Accepted
Currently use Telehealth for c		Strongly influenced	Accepted
We currently offer video or te		Somewhat influenced	Accepted
Telehealth services are offered	The current market in Brownf	Not influenced	Accepted
Currently we utilize Zoom for		Somewhat influenced	Accepted
Telehealth is used for both ac		Not influenced	Accepted
	Facility is not implementing te	Not influenced	Accepted
During the PHE our RHC was a		Not influenced	Accepted
Mainly for follow ups, behavio		Not influenced	Accepted
	RHC exception to conduct tele	Not influenced	Accepted
	There has been no interest in	Not influenced	Accepted
	We feel it best for the patient	Not influenced	Accepted
Our clinic just starting doing te		Not influenced	Accepted
We have started using telehea		Somewhat influenced	Accepted
	As a small critical access hospi	Not influenced	Accepted
We hired a behavioral health p		Somewhat influenced	Accepted
The clinic currently offers virtu		Not influenced	Accepted
Our providers use a combinati		Not influenced	Accepted
Currently, the RHC utilizes tele		Not influenced	Accepted
We will continue to use telehe		Not influenced	Accepted
Our facility uses telemedicine		Strongly influenced	Accepted
	Facility is not implementing te	Not influenced	Accepted
Primarily plan to continue for		Not influenced	Accepted
We used telehealth for patien		Not influenced	Accepted
	Facility is not implementing te	Not influenced	Accepted
These services are used for pa		Not influenced	Accepted
These services are usd for pati		Not influenced	Accepted
Telehealth visits are available		Not influenced	Accepted
We started perfroming Telehe		Somewhat influenced	Accepted
We are currently advertising t		Not influenced	Accepted
Our organization has utilized t		Not influenced	Accepted
Acute sick visits and evaluation		Not influenced	Accepted
These services are used for pa		Not influenced	Accepted
We currently offer video or te		Somewhat influenced	Accepted
At this time we plan to continu		Somewhat influenced	Accepted
We used telehealth visits for p		Not influenced	Accepted
These services are used for pa		Not influenced	Accepted
Tulia Rural Health Clinic offers		Not influenced	Accepted
We plan to use virtual visits in		Not influenced	Accepted
	In the beginning of COVID, our	Not influenced	Accepted
We currently offer video or te		Somewhat influenced	Accepted

We currently utilize telehealth		Strongly influenced	Accepted
	Our organization piloted a tele	Not influenced	Accepted
Virtual health care is provided		Somewhat influenced	Accepted
	All telehealth units are extrem	Not influenced	Accepted
It will be limited due to RHC's		Not influenced	Accepted
We currently have telehealth v		Not influenced	Accepted
We are currently advertising t		Not influenced	Accepted
Currently our telehealth consi		Somewhat influenced	Accepted
These services are used for pa		Not influenced	Accepted
	Our doctors prefer to see thei	Somewhat influenced	Accepted
	Facility is not implementing te	Not influenced	Accepted
These services are used for pa		Not influenced	Accepted
covid positive patients (or exp		Not influenced	Accepted
Telehealth is utilized, where a		Not influenced	Accepted
Primarily plan to continue for		Not influenced	Accepted
We currently offer video or te		Somewhat influenced	Accepted
	Facility is not implementing te	Not influenced	Accepted
Telehealth visits are used strat		Somewhat influenced	Accepted
We do not have any future pla		Not influenced	Accepted
	Significant percentage of visits	Not influenced	Accepted
	Facility is not implementing te	Not influenced	Accepted
Telehealth was implemented i	Telehealth was not being utiliz	Not influenced	Accepted
Minimal use at this point using		Not influenced	Accepted
Our facility use telecommunic		Strongly influenced	Accepted
We will continue to provide vi		Not influenced	Accepted
Patients call ahead to schedul		Somewhat influenced	Accepted
At this time we plan to continu		Somewhat influenced	Accepted
COVID-19 provided us with th		Not influenced	Accepted
Telehealth visits are available		Not influenced	Accepted
Seminole Hospital District has		Not influenced	Accepted
	Reimbursement for telehealth	Not influenced	Accepted
Memorial Medical Clinic imple		Not influenced	Accepted
We currently offer video or te		Somewhat influenced	Accepted
We are currently using virtual		Not influenced	Accepted
We began using telehealth for		Somewhat influenced	Accepted
	RHC exception to conduct tele	Not influenced	Accepted
At this point we use common		Not influenced	Accepted
We will continue to provide vi		Not influenced	Accepted
The current utilization of teleh		Not influenced	Accepted
Telehealth was implemented i	Telehealth was not being utiliz	Not influenced	Accepted
During the COVID pandemic, v		Not influenced	Accepted
We had started using teleheal		Not influenced	Accepted
During the pandemic our teleh		Not influenced	Accepted
Currently we utilize Zoom for		Somewhat influenced	Accepted
Our past, current and future u		Not influenced	Accepted
Currently telemed is utilized b		Not influenced	Accepted
	Facility is not implementing te	Not influenced	Accepted
Our organization has utilized t		Not influenced	Accepted
Acute sick visits and evaluation		Not influenced	Accepted
	The Medical Center of Dimmit	Somewhat influenced	Accepted
Telehealth is being used as a s		Somewhat influenced	Accepted
	Facility is not implementing te	Not influenced	Accepted
We currently offer telehealth		Strongly influenced	Accepted
	We do plan on using telehealt	Not influenced	Accepted
Plains Clinic piloted a telemed		Not influenced	Accepted
Acute sick visits and evaluation		Not influenced	Accepted
Patients who access the clinic		Somewhat influenced	Accepted

Telehealth is utilized, where a		Not influenced	Accepted
We currently offer video or te		Somewhat influenced	Accepted
These services are used for pa		Not influenced	Accepted
AHFMC currently uses telehea		Somewhat influenced	Accepted
	RHC exception to conduct tele	Not influenced	Accepted
Will continue to offer and use		Somewhat influenced	Accepted
	Reimbursement for telehealth	Not influenced	Accepted
We do not have any future pla		Not influenced	Accepted
Mainly used during COVID. No		Not influenced	Accepted
Primary Care telehealth at rur		Somewhat influenced	Accepted
We have "visiting" physicians i		Somewhat influenced	Accepted
Telehealth virtual visits/appoi		Not influenced	Accepted
We are currently advertising in		Not influenced	Accepted
We currently use virtual visits		Somewhat influenced	Accepted
	All telehealth units are extrem	Not influenced	Accepted
We will continue to use telehe		Not influenced	Accepted
Telehealth is utilized, where a		Not influenced	Accepted
Since the pandemic, being in a		Somewhat influenced	Accepted
AHFMC currently uses telehea		Somewhat influenced	Accepted
These services are used for pa		Not influenced	Accepted
These services are used for pa		Not influenced	Accepted
Patients who access the clinic		Somewhat influenced	Accepted
	Our patient community when	Not influenced	Accepted
The current utilization of teleh		Not influenced	Accepted
The facility plans to keep using		Not influenced	Accepted
Telehealth is utilized, where a		Not influenced	Accepted
	Reimbursement for telehealth	Not influenced	Accepted
We perform telehealth virtual		Not influenced	Accepted
These services are used for pa		Not influenced	Accepted
We offer primary care telehea		Somewhat influenced	Accepted
We currently offer video or te		Somewhat influenced	Accepted
Telehealth is offered for patie		Not influenced	Accepted
UMC is moving from telemedi		Somewhat influenced	Accepted
	Facility is not implementing te	Not influenced	Accepted
As of today, we have one beh		Strongly influenced	Accepted
Providers will use telehealth if		Not influenced	Accepted
Covid made us move very fast		Not influenced	Accepted
Telehealth is utilized, where a		Not influenced	Accepted
	Reimbursement for telehealth	Not influenced	Accepted
	Facility is not implementing te	Not influenced	Accepted
	Reimbursement for telehealth	Not influenced	Accepted
Telehealth visits are used strat		Somewhat influenced	Accepted
The facility plans to keep using		Not influenced	Accepted
We will continue to provide vi		Not influenced	Accepted
We currently offer video or te		Somewhat influenced	Accepted
These services are used for pa		Not influenced	Accepted
Our past, current and future u		Not influenced	Accepted
Our organization has utilized t		Not influenced	Accepted
Val Verde Regional Medical Ce		Not influenced	Accepted
Will continue to offer and use		Somewhat influenced	Accepted
We provide telehealth visits fo		Not influenced	Accepted
We plan to continue to maint		Not influenced	Accepted
Telehealth is utilized, where a		Not influenced	Accepted
Telehealth is utilized, where a		Not influenced	Accepted
1. Primary Physician Telehealt		Not influenced	Accepted
These services are used for pa		Not influenced	Accepted
We offer Telehealth to patient		Strongly influenced	Accepted

TELEHEALTH VISITS WITH PAT		Not influenced	Accepted
Using Telehealth to see patien		Somewhat influenced	Accepted
Covid made us move very fast		Not influenced	Accepted
We currently offer video or te		Somewhat influenced	Accepted
	We do plan on using telehealt	Not influenced	Accepted
Telehealth was implemented i	Telehealth was not being utiliz	Not influenced	Accepted
These services are used for pa		Not influenced	Accepted
Primarily plan to continue for		Not influenced	Accepted
We currently offer video or te		Somewhat influenced	Accepted
The clinic currently offers virtu		Not influenced	Accepted
Our primary care providers us		Not influenced	Accepted

Data includes reporting though Y1 Corrections period

Unique Measure ID	Provider ID	TPI	NPI	Provider Name	SDA	Program Component	Measure ID	Measure Name
R1013909936_R1-144	R1013909936	092126403	1013909936	FAITH COMM	MRSA West	R1	R1-144	Use of electronic health
R1013916287_R1-144	R1013916287	130781104	1013916287	SIEVERS MED	MRSA Central	R1	R1-144	Use of electronic health
R1023173507_R1-144	R1023173507	136332708	1023173507	SCMH ROMA	Hidalgo	R1	R1-144	Use of electronic health
R1033641105_R1-144	R1033641105	373787601	1033641105	CHRISTUS TR	MRSA North	R1	R1-144	Use of electronic health
R1033687900_R1-144	R1033687900	400610801	1033687900	NTMC HEALTH	MRSA North	R1	R1-144	Use of electronic health
R1043289804_R1-144	R1043289804	173157201	1043289804	CHRISTUS SP	Hidalgo	R1	R1-144	Use of electronic health
R1043719560_R1-144	R1043719560	388660801	1043719560	JACKSONVILL	MRSA North	R1	R1-144	Use of electronic health
R1063436525_R1-144	R1063436525	130618507	1063436525	BROWNFIELD	Lubbock	R1	R1-144	Use of electronic health
R1063485548_R1-144	R1063485548	137305206	1063485548	CHRISTUS SO	Jefferson	R1	R1-144	Use of electronic health
R1063630937_R1-144	R1063630937	369828401	1063630937	PCA ROYSE C	Dallas	R1	R1-144	Use of electronic health
R1073579942_R1-144	R1073579942	176355901	1073579942	VAN HORN R	MRSA West	R1	R1-144	Use of electronic health
R1073654935_R1-144	R1073654935	091933402	1073654935	PECOS VALLE	MRSA West	R1	R1-144	Use of electronic health
R1073763439_R1-144	R1073763439	199602703	1073763439	CRANE COUN	MRSA West	R1	R1-144	Use of electronic health
R1083602940_R1-144	R1083602940	144130502	1083602940	LEVELLAND C	Lubbock	R1	R1-144	Use of electronic health
R1083696496_R1-144	R1083696496	121239104	1083696496	ROBY RURAL	MRSA West	R1	R1-144	Use of electronic health
R1093263501_R1-144	R1093263501	376091001	1093263501	FREESTONE H	MRSA Central	R1	R1-144	Use of electronic health
R1104238047_R1-144	R1104238047	351110701	1104238047	HAMLIN MED	MRSA West	R1	R1-144	Use of electronic health
R1104808112_R1-144	R1104808112	108080602	1104808112	CLEARFORK H	MRSA West	R1	R1-144	Use of electronic health
R1114047875_R1-144	R1114047875	063568201	1114047875	THROCKMOF	MRSA West	R1	R1-144	Use of electronic health
R1114221199_R1-144	R1114221199	293082801	1114221199	DOCTORS MI	MRSA Central	R1	R1-144	Use of electronic health
R1114255833_R1-144	R1114255833	217836001	1114255833	RICE MEDICA	MRSA Central	R1	R1-144	Use of electronic health
R1114370632_R1-144	R1114370632	372627501	1114370632	NAVARRO PE	Dallas	R1	R1-144	Use of electronic health
R1124012935_R1-144	R1124012935	355638301	1124012935	HUNT REGIO	Dallas	R1	R1-144	Use of electronic health
R1124054069_R1-144	R1124054069	112273103	1124054069	ANDREWS FA	MRSA West	R1	R1-144	Use of electronic health
R1124312749_R1-144	R1124312749	330163201	1124312749	THE PEDIATR	Hidalgo	R1	R1-144	Use of electronic health
R1124419163_R1-144	R1124419163	362298701	1124419163	MULESHOE F	MRSA West	R1	R1-144	Use of electronic health
R1134113855_R1-144	R1134113855	211224501	1134113855	MEDICAL CLI	Bexar	R1	R1-144	Use of electronic health
R1134186356_R1-144	R1134186356	162520401	1134186356	KNOX CITY C	MRSA West	R1	R1-144	Use of electronic health
R1144324211_R1-144	R1144324211	348018801	1144324211	FRIONA RURA	MRSA West	R1	R1-144	Use of electronic health
R1144325481_R1-144	R1144325481	174708101	1144325481	CHILDRENS C	Travis	R1	R1-144	Use of electronic health
R1164445094_R1-144	R1164445094	164174801	1164445094	CHILDREN'S C	Travis	R1	R1-144	Use of electronic health
R1174533103_R1-144	R1174533103	144326901	1174533103	DALHART FA	MRSA West	R1	R1-144	Use of electronic health
R1174982540_R1-144	R1174982540	365257001	1174982540	RPMH RURAL	MRSA West	R1	R1-144	Use of electronic health
R1184057598_R1-144	R1184057598	063461001	1184057598	STONEWALL	MRSA West	R1	R1-144	Use of electronic health
R1184941346_R1-144	R1184941346	281495601	1184941346	GARFIELD MI	MRSA West	R1	R1-144	Use of electronic health
R1194777540_R1-144	R1194777540	185202203	1194777540	FCHC ROSEB	MRSA Central	R1	R1-144	Use of electronic health
R1205263134_R1-144	R1205263134	380663001	1205263134	ASCENSION S	MRSA Central	R1	R1-144	Use of electronic health
R1205335726_R1-144	R1205335726	387677301	1205335726	QUITMAN HC	MRSA North	R1	R1-144	Use of electronic health
R1215983598_R1-144	R1215983598	063348901	1215983598	REFUGIO RUI	Nueces	R1	R1-144	Use of electronic health
R1225095441_R1-144	R1225095441	163033701	1225095441	MUNDAY CLI	MRSA West	R1	R1-144	Use of electronic health
R1235234576_R1-144	R1235234576	147758001	1235234576	ASCENSION S	Travis	R1	R1-144	Use of electronic health
R1245526961_R1-144	R1245526961	312084201	1245526961	TULIA RURAL	Lubbock	R1	R1-144	Use of electronic health
R1255370474_R1-144	R1255370474	063567401	1255370474	MCCAMEY H	MRSA West	R1	R1-144	Use of electronic health
R1285631945_R1-144	R1285631945	162059301	1285631945	TCH FAMILY	Jefferson	R1	R1-144	Use of electronic health
R1306345764_R1-144	R1306345764	388701001	1306345764	QUITMAN HC	MRSA North	R1	R1-144	Use of electronic health

R1306484050_R1-144	R1306484050	413880201	1306484050	HUNTSVILLE	Jefferson	R1	R1-144	Use of electronic health
R1306849633_R1-144	R1306849633	137227810	1306849633	WEST TEXAS	MRSA West	R1	R1-144	Use of electronic health
R1306970439_R1-144	R1306970439	132814810	1306970439	LCHD FAMILY	Lubbock	R1	R1-144	Use of electronic health
R1316176472_R1-144	R1316176472	188175703	1316176472	GOLDEN PLA	Lubbock	R1	R1-144	Use of electronic health
R1316962103_R1-144	R1316962103	136330110	1316962103	COGELL FAM	MRSA West	R1	R1-144	Use of electronic health
R1336537661_R1-144	R1336537661	331607701	1336537661	MOORE COU	MRSA West	R1	R1-144	Use of electronic health
R1336547587_R1-144	R1336547587	350441701	1336547587	SPUR RURAL	MRSA West	R1	R1-144	Use of electronic health
R1336560382_R1-144	R1336560382	337967901	1336560382	BRECKENRID	MRSA West	R1	R1-144	Use of electronic health
R1336590462_R1-144	R1336590462	367828601	1336590462	PROVIDENCE	MRSA Centra	R1	R1-144	Use of electronic health
R1356308423_R1-144	R1356308423	162693901	1356308423	LHC FAMILY	Lubbock	R1	R1-144	Use of electronic health
R1356607824_R1-144	R1356607824	314652401	1356607824	COLEMAN M	MRSA West	R1	R1-144	Use of electronic health
R1356682298_R1-144	R1356682298	206127703	1356682298	ASCENSION S	Travis	R1	R1-144	Use of electronic health
R1366507477_R1-144	R1366507477	136332709	1366507477	SCMH RURAL	Hidalgo	R1	R1-144	Use of electronic health
R1376844936_R1-144	R1376844936	283840103	1376844936	BAYLOR SCO	Travis	R1	R1-144	Use of electronic health
R1386751394_R1-144	R1386751394	210288101	1386751394	MEDICAL CLI	Bexar	R1	R1-144	Use of electronic health
R1407355860_R1-144	R1407355860	387687201	1407355860	CARTHAGE H	MRSA Northe	R1	R1-144	Use of electronic health
R1407893316_R1-144	R1407893316	126840108	1407893316	COLLINGSWO	MRSA West	R1	R1-144	Use of electronic health
R1417489956_R1-144	R1417489956	374001101	1417489956	FCH RURAL F	MRSA Northe	R1	R1-144	Use of electronic health
R1417498585_R1-144	R1417498585	135151214	1417498585	CONNALLY M	Bexar	R1	R1-144	Use of electronic health
R1417965286_R1-144	R1417965286	121079103	1417965286	COVENANT F	Lubbock	R1	R1-144	Use of electronic health
R1417985086_R1-144	R1417985086	180679603	1417985086	SCHLEICHER	MRSA West	R1	R1-144	Use of electronic health
R1427334077_R1-144	R1427334077	085552006	1427334077	EL CAMPO M	Harris	R1	R1-144	Use of electronic health
R1437178357_R1-144	R1437178357	126667807	1437178357	COGDELL CLI	Lubbock	R1	R1-144	Use of electronic health
R1447274048_R1-144	R1447274048	107763801	1447274048	FAMILY MED	Hidalgo	R1	R1-144	Use of electronic health
R1457307175_R1-144	R1457307175	091939102	1457307175	PECOS COUN	MRSA West	R1	R1-144	Use of electronic health
R1457337800_R1-144	R1457337800	157697701	1457337800	BRADY MEDI	MRSA West	R1	R1-144	Use of electronic health
R1467495184_R1-144	R1467495184	092527302	1467495184	WOODSBORO	Nueces	R1	R1-144	Use of electronic health
R1467742254_R1-144	R1467742254	348014701	1467742254	IOWA PARK C	MRSA West	R1	R1-144	Use of electronic health
R1467799262_R1-144	R1467799262	326650401	1467799262	HIGH COUNT	MRSA West	R1	R1-144	Use of electronic health
R1467879569_R1-144	R1467879569	361878701	1467879569	SEMINOLE FA	MRSA West	R1	R1-144	Use of electronic health
R1487088118_R1-144	R1487088118	368313802	1487088118	DEWITT MED	Nueces	R1	R1-144	Use of electronic health
R1497153589_R1-144	R1497153589	137909112	1497153589	MEMORIAL M	Nueces	R1	R1-144	Use of electronic health
R1497254858_R1-144	R1497254858	388690501	1497254858	PITTSBURG F	MRSA Northe	R1	R1-144	Use of electronic health
R1497750962_R1-144	R1497750962	063615101	1497750962	MMH FAMIL	MRSA Northe	R1	R1-144	Use of electronic health
R1508339219_R1-144	R1508339219	082140705	1508339219	NGH RURAL	MRSA Northe	R1	R1-144	Use of electronic health
R1508855313_R1-144	R1508855313	121337303	1508855313	LEVELLAND C	Lubbock	R1	R1-144	Use of electronic health
R1518032879_R1-144	R1518032879	190296701	1518032879	COGDELL CLI	MRSA West	R1	R1-144	Use of electronic health
R1518216902_R1-144	R1518216902	317950901	1518216902	SANDERSON	MRSA West	R1	R1-144	Use of electronic health
R1518411644_R1-144	R1518411644	377716101	1518411644	HEMPHILL C	MRSA West	R1	R1-144	Use of electronic health
R1518465616_R1-144	R1518465616	388407401	1518465616	MID COAST M	Harris	R1	R1-144	Use of electronic health
R1518900778_R1-144	R1518900778	111808503	1518900778	MILLS COUN	MRSA Centra	R1	R1-144	Use of electronic health
R1518976836_R1-144	R1518976836	111482902	1518976836	FAMILY MED	MRSA West	R1	R1-144	Use of electronic health
R1528015815_R1-144	R1528015815	186521404	1528015815	MEDICAL AR	MRSA West	R1	R1-144	Use of electronic health
R1528030285_R1-144	R1528030285	137305204	1528030285	CHRISTUS SO	Jefferson	R1	R1-144	Use of electronic health
R1528557410_R1-144	R1528557410	395971001	1528557410	THE DEWITT	MRSA West	R1	R1-144	Use of electronic health
R1538123617_R1-144	R1538123617	130089908	1538123617	BALLINGER H	MRSA West	R1	R1-144	Use of electronic health
R1538150370_R1-144	R1538150370	092179302	1538150370	SHAMROCK C	MRSA West	R1	R1-144	Use of electronic health
R1538486790_R1-144	R1538486790	287915701	1538486790	GARFIELD M	MRSA West	R1	R1-144	Use of electronic health
R1558311241_R1-144	R1558311241	063486701	1558311241	FCHC BREMC	MRSA Centra	R1	R1-144	Use of electronic health
R1558313171_R1-144	R1558313171	063566601	1558313171	MEDICAL CE	MRSA West	R1	R1-144	Use of electronic health
R1558474999_R1-144	R1558474999	112272302	1558474999	COLUMBUS M	MRSA Centra	R1	R1-144	Use of electronic health
R1578729653_R1-144	R1578729653	204179001	1578729653	JUNCTION M	MRSA West	R1	R1-144	Use of electronic health
R1588672448_R1-144	R1588672448	092075302	1588672448	SANDHILLS F	MRSA West	R1	R1-144	Use of electronic health
R1619233368_R1-144	R1619233368	347761401	1619233368	ARCHER CITY	MRSA West	R1	R1-144	Use of electronic health
R1619968054_R1-144	R1619968054	063623501	1619968054	PLAINS CLIN	MRSA West	R1	R1-144	Use of electronic health
R1629173737_R1-144	R1629173737	133367605	1629173737	FCHC MARLI	MRSA Centra	R1	R1-144	Use of electronic health
R1629215041_R1-144	R1629215041	284095101	1629215041	FAMILY PRAC	MRSA Centra	R1	R1-144	Use of electronic health

R1639511207_R1-144	R1639511207	342093704	1639511207	BAYLOR SCO	MRSA Centra	R1	R1-144	Use of electronic health
R1639678030_R1-144	R1639678030	387692201	1639678030	CARTHAGE H	MRSA Northe	R1	R1-144	Use of electronic health
R1639697949_R1-144	R1639697949	386094201	1639697949	ASCENSION S	Travis	R1	R1-144	Use of electronic health
R1639735335_R1-144	R1639735335	407909704	1639735335	ADVENTHEA	MRSA Centra	R1	R1-144	Use of electronic health
R1659360279_R1-144	R1659360279	063531001	1659360279	FAMILY MED	Lubbock	R1	R1-144	Use of electronic health
R1659722197_R1-144	R1659722197	111646907	1659722197	SABINAL HEA	MRSA West	R1	R1-144	Use of electronic health
R1659770030_R1-144	R1659770030	350897001	1659770030	PARKSIDE FA	MRSA Centra	R1	R1-144	Use of electronic health
R1659812725_R1-144	R1659812725	135151218	1659812725	CONNALLY M	Bexar	R1	R1-144	Use of electronic health
R1669468617_R1-144	R1669468617	121728302	1669468617	FAMILY MED	MRSA Centra	R1	R1-144	Use of electronic health
R1679560866_R1-144	R1679560866	136145311	1679560866	MARTIN COL	MRSA West	R1	R1-144	Use of electronic health
R1679562961_R1-144	R1679562961	063494101	1679562961	FAMILY PRAC	MRSA Centra	R1	R1-144	Use of electronic health
R1679926992_R1-144	R1679926992	284333606	1679926992	LIBERTY DAY	Jefferson	R1	R1-144	Use of electronic health
R1679992911_R1-144	R1679992911	063619301	1679992911	KENT COUNT	MRSA West	R1	R1-144	Use of electronic health
R1689659765_R1-144	R1689659765	111683203	1689659765	COMMUNITY	MRSA West	R1	R1-144	Use of electronic health
R1689872020_R1-144	R1689872020	193004201	1689872020	FRITCH MEDI	Lubbock	R1	R1-144	Use of electronic health
R1699010371_R1-144	R1699010371	324676104	1699010371	QUICK CARE	MRSA West	R1	R1-144	Use of electronic health
R1699076257_R1-144	R1699076257	282267803	1699076257	BAYLOR SCO	MRSA Centra	R1	R1-144	Use of electronic health
R1699171611_R1-144	R1699171611	349100302	1699171611	FRANKLIN CC	MRSA Northe	R1	R1-144	Use of electronic health
R1699332338_R1-144	R1699332338	409641401	1699332338	ADVENTHEA	MRSA Centra	R1	R1-144	Use of electronic health
R1699947408_R1-144	R1699947408	212790401	1699947408	ASCENSION S	MRSA Centra	R1	R1-144	Use of electronic health
R1700392602_R1-144	R1700392602	394538801	1700392602	ASCENSION S	Travis	R1	R1-144	Use of electronic health
R1710135553_R1-144	R1710135553	204356401	1710135553	HICO CLINIC	MRSA Centra	R1	R1-144	Use of electronic health
R1710974225_R1-144	R1710974225	111662603	1710974225	FAMILY MED	MRSA West	R1	R1-144	Use of electronic health
R1720404924_R1-144	R1720404924	366829502	1720404924	CANADIAN F	MRSA West	R1	R1-144	Use of electronic health
R1720540255_R1-144	R1720540255	402144601	1720540255	GOODALL-W	MRSA Centra	R1	R1-144	Use of electronic health
R1730480393_R1-144	R1730480393	287274901	1730480393	BAYLOR SCO	MRSA Centra	R1	R1-144	Use of electronic health
R1730557026_R1-144	R1730557026	360816801	1730557026	CUERO MEDI	MRSA Centra	R1	R1-144	Use of electronic health
R1730635202_R1-144	R1730635202	372629101	1730635202	NAVARRO FA	Dallas	R1	R1-144	Use of electronic health
R1730695594_R1-144	R1730695594	396481901	1730695594	ASCENSION S	Travis	R1	R1-144	Use of electronic health
R1740358803_R1-144	R1740358803	138353111	1740358803	SEYMOUR HO	MRSA West	R1	R1-144	Use of electronic health
R1770082299_R1-144	R1770082299	389082401	1770082299	JACKSONVILL	MRSA Northe	R1	R1-144	Use of electronic health
R1790723468_R1-144	R1790723468	137940613	1790723468	PCA GREENV	Dallas	R1	R1-144	Use of electronic health
R1811135080_R1-144	R1811135080	092072002	1811135080	UNIVERSITY	El Paso	R1	R1-144	Use of electronic health
R1811256696_R1-144	R1811256696	309366801	1811256696	TOLEDO BEN	MRSA Northe	R1	R1-144	Use of electronic health
R1811987027_R1-144	R1811987027	111661804	1811987027	HEREFORD H	Lubbock	R1	R1-144	Use of electronic health
R1811999337_R1-144	R1811999337	091887202	1811999337	SIEVERS MEC	MRSA Centra	R1	R1-144	Use of electronic health
R1821277211_R1-144	R1821277211	208504501	1821277211	FOARD COUN	MRSA West	R1	R1-144	Use of electronic health
R1821399767_R1-144	R1821399767	282309801	1821399767	BAYLOR SCO	MRSA Centra	R1	R1-144	Use of electronic health
R1821422551_R1-144	R1821422551	369552002	1821422551	YORKTOWN	MRSA Centra	R1	R1-144	Use of electronic health
R1821484320_R1-144	R1821484320	356468401	1821484320	MEDICAL CLI	MRSA West	R1	R1-144	Use of electronic health
R1831567122_R1-144	R1831567122	363141801	1831567122	GOLIAD FAM	Nueces	R1	R1-144	Use of electronic health
R1831674209_R1-144	R1831674209	394293001	1831674209	FCH RURAL F	Tarrant	R1	R1-144	Use of electronic health
R1841752375_R1-144	R1841752375	402149501	1841752375	GOODALL-W	MRSA Centra	R1	R1-144	Use of electronic health
R1851695316_R1-144	R1851695316	287117001	1851695316	FAMILY CARE	MRSA West	R1	R1-144	Use of electronic health
R1861991226_R1-144	R1861991226	387681501	1861991226	JACKSONVILL	MRSA Northe	R1	R1-144	Use of electronic health
R1871512228_R1-144	R1871512228	197064201	1871512228	ASCENSION S	Travis	R1	R1-144	Use of electronic health
R1871590653_R1-144	R1871590653	092107402	1871590653	PERRYTON H	MRSA West	R1	R1-144	Use of electronic health
R1881911030_R1-144	R1881911030	281093901	1881911030	HOMETOWN	MRSA West	R1	R1-144	Use of electronic health
R1891124640_R1-144	R1891124640	365016001	1891124640	VAL VERDE R	MRSA West	R1	R1-144	Use of electronic health
R1891126959_R1-144	R1891126959	362826501	1891126959	UVALDE MEC	MRSA West	R1	R1-144	Use of electronic health
R1891737920_R1-144	R1891737920	362063501	1891737920	ANSON FAMI	MRSA West	R1	R1-144	Use of electronic health
R1891820569_R1-144	R1891820569	148698705	1891820569	WINNIE COM	Jefferson	R1	R1-144	Use of electronic health
R1902107568_R1-144	R1902107568	285657701	1902107568	BAYLOR SCO	MRSA Centra	R1	R1-144	Use of electronic health
R1902384951_R1-144	R1902384951	398142501	1902384951	BAYLOR SCO	MRSA Centra	R1	R1-144	Use of electronic health
R1902995525_R1-144	R1902995525	108081402	1902995525	FOX RURAL F	MRSA West	R1	R1-144	Use of electronic health
R1912425000_R1-144	R1912425000	387699701	1912425000	ASCENSION S	Travis	R1	R1-144	Use of electronic health
R1922057561_R1-144	R1922057561	343829301	1922057561	YOUNG COU	MRSA West	R1	R1-144	Use of electronic health

R1922206606_R1-144	R1922206606	192383101	1922206606	SONORA ME	MRSA West	R1	R1-144	Use of electronic health
R1932158367_R1-144	R1932158367	126889804	1932158367	FOUR OAKS H	MRSA Centra	R1	R1-144	Use of electronic health
R1932426772_R1-144	R1932426772	286782201	1932426772	HARDEMAN H	MRSA West	R1	R1-144	Use of electronic health
R1932608452_R1-144	R1932608452	387698901	1932608452	QUITMAN HO	MRSA Northe	R1	R1-144	Use of electronic health
R1942425343_R1-144	R1942425343	174319701	1942425343	LOVETT MER	MRSA West	R1	R1-144	Use of electronic health
R1942773874_R1-144	R1942773874	394303701	1942773874	MID COAST H	Harris	R1	R1-144	Use of electronic health
R1952328924_R1-144	R1952328924	158738803	1952328924	ASCENSION S	Travis	R1	R1-144	Use of electronic health
R1952453946_R1-144	R1952453946	063459401	1952453946	MEDICAL CLI	Bexar	R1	R1-144	Use of electronic health
R1952800310_R1-144	R1952800310	387377003	1952800310	HENDERSON	MRSA Northe	R1	R1-144	Use of electronic health
R1972830008_R1-144	R1972830008	217210807	1972830008	RICE MEDICA	Harris	R1	R1-144	Use of electronic health
R1992748693_R1-144	R1992748693	063595501	1992748693	JACKSON ME	MRSA Centra	R1	R1-144	Use of electronic health

[illegible]

[illegible]

[illegible]

[illegible]

Y1R2: 2) Describe why your organization is not planning to an electronic health or medical record (EHR/EMR).	Y1R2: To what extent are implementation decisions influenced by RAPPs participation?	Y1R2 Feedback Status
	Not influenced	Accepted
	Not influenced	Accepted
	Not influenced	Accepted
	Somewhat influenced	Accepted
	Not influenced	Accepted
	Somewhat influenced	Accepted
	Strongly influenced	Accepted
	Not influenced	Accepted
	Somewhat influenced	Accepted
	Not influenced	Accepted
	Somewhat influenced	Accepted
	Not influenced	Accepted
	Not influenced	Accepted
	Not influenced	Accepted
	Not influenced	Accepted
	Not influenced	Accepted
	Not influenced	Accepted
	Somewhat influenced	Accepted with Feedback
	Not influenced	Accepted
	Not influenced	Accepted
	Not influenced	Accepted
	Not influenced	Accepted
	Not influenced	Accepted
	Somewhat influenced	Accepted
	Somewhat influenced	Accepted
	Not influenced	Accepted
	Not influenced	Accepted
	Somewhat influenced	Accepted
	Not influenced	Accepted
	Not influenced	Accepted
	Not influenced	Accepted
	Not influenced	Accepted
	Not influenced	Accepted
	Not influenced	Accepted
	Not influenced	Accepted
	Not influenced	Accepted
	Not influenced	Accepted
	Not influenced	Accepted
	Strongly influenced	Accepted
	Not influenced	Accepted
	Not influenced	Accepted
	Not influenced	Accepted
	Not influenced	Accepted
	Not influenced	Accepted
	Not influenced	Accepted
	Strongly influenced	Accepted

	Strongly influenced	Accepted
	Not influenced	Accepted
	Strongly influenced	Accepted
	Not influenced	Accepted
	Not influenced	Accepted
	Strongly influenced	Accepted
	Not influenced	Accepted
	Somewhat influenced	Accepted
	Not influenced	Accepted
	Somewhat influenced	Accepted
	Somewhat influenced	Accepted
	Not influenced	Accepted
	Not influenced	Accepted
	Not influenced	Accepted
	Not influenced	Accepted
	Strongly influenced	Accepted
	Somewhat influenced	Accepted
	Not influenced	Accepted
	Not influenced	Accepted
	Not influenced	Accepted
	Somewhat influenced	Accepted
	Not influenced	Accepted
	Not influenced	Accepted
	Somewhat influenced	Accepted
	Not influenced	Accepted
	Somewhat influenced	Accepted
	Not influenced	Accepted
	Not influenced	Accepted
	Not influenced	Accepted
	Not influenced	Accepted
	Not influenced	Accepted
	Not influenced	Accepted
	Strongly influenced	Accepted
	Not influenced	Accepted
	Somewhat influenced	Accepted
	Not influenced	Accepted
	Not influenced	Accepted
	Not influenced	Accepted
	Not influenced	Accepted
	Not influenced	Accepted
	Not influenced	Accepted
	Not influenced	Accepted
	Not influenced	Accepted
	Not influenced	Accepted
	Somewhat influenced	Accepted
	Not influenced	Accepted
	Not influenced	Accepted
	Somewhat influenced	Accepted
	Not influenced	Accepted
	Not influenced	Accepted
	Not influenced	Accepted
	Somewhat influenced	Accepted
	Somewhat influenced	Accepted
	Strongly influenced	Accepted
	Not influenced	Accepted
	Not influenced	Accepted
	Not influenced	Accepted
	Somewhat influenced	Accepted

	Not influenced	Accepted
	Strongly influenced	Accepted
	Not influenced	Accepted
	Somewhat influenced	Accepted
	Not influenced	Accepted
	Somewhat influenced	Accepted
	Not influenced	Accepted
	Not influenced	Accepted
	Not influenced	Accepted
	Somewhat influenced	Accepted
	Somewhat influenced	Accepted
	Not influenced	Accepted
	Not influenced	Accepted
	Not influenced	Accepted
	Not influenced	Accepted
	Not influenced	Accepted
	Not influenced	Accepted
	Not influenced	Accepted
	Somewhat influenced	Accepted
	Not influenced	Accepted
	Not influenced	Accepted
	Somewhat influenced	Accepted
	Not influenced	Accepted
	Not influenced	Accepted
	Not influenced	Accepted
	Not influenced	Accepted
	Not influenced	Accepted
	Not influenced	Accepted
	Not influenced	Accepted
	Strongly influenced	Accepted
	Not influenced	Accepted
	Not influenced	Accepted
	Somewhat influenced	Accepted
	Strongly influenced	Accepted
	Not influenced	Accepted
	Not influenced	Accepted
	Not influenced	Accepted
	Not influenced	Accepted
	Somewhat influenced	Accepted
	Not influenced	Accepted
	Not influenced	Accepted
	Not influenced	Accepted
	Not influenced	Accepted
	Strongly influenced	Accepted
	Not influenced	Accepted
	Not influenced	Accepted
	Not influenced	Accepted
	Not influenced	Accepted
	Somewhat influenced	Accepted
	Not influenced	Accepted
	Not influenced	Accepted
	Not influenced	Accepted
	Not influenced	Accepted
	Not influenced	Accepted
	Somewhat influenced	Accepted

	Not influenced	Accepted
	Somewhat influenced	Accepted
	Not influenced	Accepted
	Strongly influenced	Accepted
	Not influenced	Accepted
	Not influenced	Accepted
	Not influenced	Accepted
	Not influenced	Accepted
	Strongly influenced	Accepted
	Not influenced	Accepted
	Not influenced	Accepted

**Rural Hospital MCO Encounter
Minimum Fee Schedule
SFY 2022**

Provider NPI	Total Amount of Directed Payment Each Provider Received	Federal Share of Directed Payment Each Provider Received	How is the state share of the Directed Payment financed (IGT, provider tax, etc)	Does the provider finance the state share for the Directed Payment? If so, how much?	Provider type/Class	Results of each performance Metric Associated with this Directed Payment for Each Provider
1003192311	\$921,141	\$617,901	General Revenue	No	Rural Hospital	N/A
1003833013	\$5,694,710	\$3,820,011	General Revenue	No	Rural Hospital	N/A
1003885641	\$5,425,815	\$3,639,637	General Revenue	No	Rural Hospital	N/A
1013970862	\$99,025	\$66,426	General Revenue	No	Rural Hospital	N/A
1023011657	\$765,554	\$513,534	General Revenue	No	Rural Hospital	N/A
1023013935	\$105,509	\$70,775	General Revenue	No	Rural Hospital	N/A
1033118716	\$403,229	\$270,486	General Revenue	No	Rural Hospital	N/A
1033568621	\$5,529,269	\$3,709,034	General Revenue	No	Rural Hospital	N/A
1063411767	\$5,639,965	\$3,783,288	General Revenue	No	Rural Hospital	N/A
1063500270	\$189,223	\$126,931	General Revenue	No	Rural Hospital	N/A
1073580726	\$4,553,846	\$3,054,720	General Revenue	No	Rural Hospital	N/A
1083612121	\$174,548	\$117,087	General Revenue	No	Rural Hospital	N/A
1083619712	\$78,464	\$52,633	General Revenue	No	Rural Hospital	N/A
1093783391	\$3,361,978	\$2,255,215	General Revenue	No	Rural Hospital	N/A
1104383371	\$1,506,793	\$1,010,757	General Revenue	No	Rural Hospital	N/A
1104830900	\$5,204,538	\$3,491,204	General Revenue	No	Rural Hospital	N/A
1104842475	\$407,475	\$273,334	General Revenue	No	Rural Hospital	N/A
1114435260	\$804,995	\$539,991	General Revenue	No	Rural Hospital	N/A
1114962842	\$32,883	\$22,058	General Revenue	No	Rural Hospital	N/A
1114998911	\$5,697,100	\$3,821,615	General Revenue	No	Rural Hospital	N/A
1124061882	\$1,105,117	\$741,312	General Revenue	No	Rural Hospital	N/A
1124076401	\$7,088,809	\$4,755,173	General Revenue	No	Rural Hospital	N/A
1134108053	\$752,225	\$504,593	General Revenue	No	Rural Hospital	N/A
1134137466	\$437,096	\$293,204	General Revenue	No	Rural Hospital	N/A
1144274226	\$3,399,346	\$2,280,281	General Revenue	No	Rural Hospital	N/A

**Rural Hospital MCO Encounter
Minimum Fee Schedule
SFY 2022**

Provider NPI	Total Amount of Directed Payment Each Provider Received	Federal Share of Directed Payment Each Provider Received	How is the state share of the Directed Payment financed (IGT, provider tax, etc)	Does the provider finance the state share for the Directed Payment? If so, how much?	Provider type/Class	Results of each performance Metric Associated with this Directed Payment for Each Provider
1154315307	\$2,850,954	\$1,912,420	General Revenue	No	Rural Hospital	N/A
1154317774	\$1,018,785	\$683,401	General Revenue	No	Rural Hospital	N/A
1154324952	\$1,319,186	\$884,910	General Revenue	No	Rural Hospital	N/A
1164510673	\$4,403,967	\$2,954,181	General Revenue	No	Rural Hospital	N/A
1164688495	\$147,786	\$99,135	General Revenue	No	Rural Hospital	N/A
1174522494	\$447,833	\$300,406	General Revenue	No	Rural Hospital	N/A
1174526529	\$6,427,011	\$4,311,239	General Revenue	No	Rural Hospital	N/A
1174563779	\$2,318,781	\$1,555,438	General Revenue	No	Rural Hospital	N/A
1184132524	\$1,611,877	\$1,081,247	General Revenue	No	Rural Hospital	N/A
1184233785	\$6,455,433	\$4,330,305	General Revenue	No	Rural Hospital	N/A
1184607897	\$158,582	\$106,377	General Revenue	No	Rural Hospital	N/A
1184631673	\$255,465	\$171,366	General Revenue	No	Rural Hospital	N/A
1194893263	\$549,056	\$368,307	General Revenue	No	Rural Hospital	N/A
1205164928	\$449,295	\$301,387	General Revenue	No	Rural Hospital	N/A
1205837770	\$65,161	\$43,710	General Revenue	No	Rural Hospital	N/A
1225038938	\$240,564	\$161,370	General Revenue	No	Rural Hospital	N/A
1225146400	\$1,936,832	\$1,299,227	General Revenue	No	Rural Hospital	N/A
1235685892	\$466,006	\$312,597	General Revenue	No	Rural Hospital	N/A
1245237593	\$1,023,453	\$686,533	General Revenue	No	Rural Hospital	N/A
1275581852	\$2,544,214	\$1,706,659	General Revenue	No	Rural Hospital	N/A
1285065623	\$469,628	\$315,027	General Revenue	No	Rural Hospital	N/A
1285191452	\$3,830,209	\$2,569,304	General Revenue	No	Rural Hospital	N/A
1295739258	\$83,858	\$56,252	General Revenue	No	Rural Hospital	N/A
1295764553	\$93,027	\$62,403	General Revenue	No	Rural Hospital	N/A
1295781227	\$1,148,024	\$770,094	General Revenue	No	Rural Hospital	N/A

**Rural Hospital MCO Encounter
Minimum Fee Schedule
SFY 2022**

Provider NPI	Total Amount of Directed Payment Each Provider Received	Federal Share of Directed Payment Each Provider Received	How is the state share of the Directed Payment financed (IGT, provider tax, etc)	Does the provider finance the state share for the Directed Payment? If so, how much?	Provider type/Class	Results of each performance Metric Associated with this Directed Payment for Each Provider
1316197767	\$233,322	\$156,513	General Revenue	No	Rural Hospital	N/A
1316931835	\$1,146,159	\$768,843	General Revenue	No	Rural Hospital	N/A
1326025701	\$99,395	\$66,674	General Revenue	No	Rural Hospital	N/A
1326037607	\$1,300,398	\$872,307	General Revenue	No	Rural Hospital	N/A
1326079534	\$1,546,737	\$1,037,551	General Revenue	No	Rural Hospital	N/A
1326134255	\$2,906,861	\$1,949,922	General Revenue	No	Rural Hospital	N/A
1326349986	\$191,941	\$128,754	General Revenue	No	Rural Hospital	N/A
1326546797	\$3,098,337	\$2,078,365	General Revenue	No	Rural Hospital	N/A
1346544616	\$508,035	\$340,790	General Revenue	No	Rural Hospital	N/A
1356312243	\$641,426	\$430,268	General Revenue	No	Rural Hospital	N/A
1356418974	\$22,920	\$15,375	General Revenue	No	Rural Hospital	N/A
1356446686	\$1,571,767	\$1,054,341	General Revenue	No	Rural Hospital	N/A
1376071530	\$2,133,064	\$1,430,860	General Revenue	No	Rural Hospital	N/A
1386902138	\$2,370,183	\$1,589,919	General Revenue	No	Rural Hospital	N/A
1396138970	\$4,397,513	\$2,949,852	General Revenue	No	Rural Hospital	N/A
1396746129	\$7,229,298	\$4,849,413	General Revenue	No	Rural Hospital	N/A
1396748471	\$88,149	\$59,130	General Revenue	No	Rural Hospital	N/A
1407121189	\$511,034	\$342,802	General Revenue	No	Rural Hospital	N/A
1427048453	\$1,715,470	\$1,150,737	General Revenue	No	Rural Hospital	N/A
1437148020	\$2,227,367	\$1,494,118	General Revenue	No	Rural Hospital	N/A
1437156361	\$254,848	\$170,952	General Revenue	No	Rural Hospital	N/A
1447228747	\$3,115,040	\$2,089,569	General Revenue	No	Rural Hospital	N/A
1447259627	\$593,772	\$398,302	General Revenue	No	Rural Hospital	N/A
1447574819	\$1,460,535	\$979,727	General Revenue	No	Rural Hospital	N/A
1457393571	\$180,388	\$121,004	General Revenue	No	Rural Hospital	N/A

**Rural Hospital MCO Encounter
Minimum Fee Schedule
SFY 2022**

Provider NPI	Total Amount of Directed Payment Each Provider Received	Federal Share of Directed Payment Each Provider Received	How is the state share of the Directed Payment financed (IGT, provider tax, etc)	Does the provider finance the state share for the Directed Payment? If so, how much?	Provider type/Class	Results of each performance Metric Associated with this Directed Payment for Each Provider
1477061885	\$42,039,103	\$28,199,830	General Revenue	No	Rural Hospital	N/A
1477594299	\$185,651	\$124,535	General Revenue	No	Rural Hospital	N/A
1477857332	\$746,858	\$500,993	General Revenue	No	Rural Hospital	N/A
1487607792	\$7,375,707	\$4,947,624	General Revenue	No	Rural Hospital	N/A
1487639175	\$206,669	\$138,634	General Revenue	No	Rural Hospital	N/A
1497708929	\$1,431,087	\$959,973	General Revenue	No	Rural Hospital	N/A
1497726343	\$1,733,346	\$1,162,728	General Revenue	No	Rural Hospital	N/A
1518253194	\$472,503	\$316,955	General Revenue	No	Rural Hospital	N/A
1538667035	\$1,258,628	\$844,288	General Revenue	No	Rural Hospital	N/A
1558349399	\$603,282	\$404,682	General Revenue	No	Rural Hospital	N/A
1558354241	\$103,102	\$69,161	General Revenue	No	Rural Hospital	N/A
1568454403	\$2,094,153	\$1,404,758	General Revenue	No	Rural Hospital	N/A
1578547345	\$413,247	\$277,206	General Revenue	No	Rural Hospital	N/A
1578588463	\$2,338,280	\$1,568,518	General Revenue	No	Rural Hospital	N/A
1598746703	\$154,576	\$103,689	General Revenue	No	Rural Hospital	N/A
1598749707	\$2,117,277	\$1,420,269	General Revenue	No	Rural Hospital	N/A
1619368339	\$168,970	\$113,345	General Revenue	No	Rural Hospital	N/A
1639176456	\$789,189	\$529,388	General Revenue	No	Rural Hospital	N/A
1659308948	\$550,606	\$369,347	General Revenue	No	Rural Hospital	N/A
1659362630	\$740,563	\$496,770	General Revenue	No	Rural Hospital	N/A
1679560866	\$469,300	\$314,806	General Revenue	No	Rural Hospital	N/A
1679678767	\$4,271,578	\$2,865,375	General Revenue	No	Rural Hospital	N/A
1689630865	\$1,660,043	\$1,113,557	General Revenue	No	Rural Hospital	N/A
1689650616	\$4,530,659	\$3,039,166	General Revenue	No	Rural Hospital	N/A
1689650921	\$712,586	\$478,003	General Revenue	No	Rural Hospital	N/A

**Rural Hospital MCO Encounter
Minimum Fee Schedule
SFY 2022**

Provider NPI	Total Amount of Directed Payment Each Provider Received	Federal Share of Directed Payment Each Provider Received	How is the state share of the Directed Payment financed (IGT, provider tax, etc)	Does the provider finance the state share for the Directed Payment? If so, how much?	Provider type/Class	Results of each performance Metric Associated with this Directed Payment for Each Provider
1689655912	\$250,799	\$168,236	General Revenue	No	Rural Hospital	N/A
1699770149	\$31,856	\$21,369	General Revenue	No	Rural Hospital	N/A
1699772541	\$970,019	\$650,689	General Revenue	No	Rural Hospital	N/A
1700826575	\$395,300	\$265,167	General Revenue	No	Rural Hospital	N/A
1700854288	\$547,270	\$367,109	General Revenue	No	Rural Hospital	N/A
1700885076	\$5,779,603	\$3,876,958	General Revenue	No	Rural Hospital	N/A
1700991700	\$1,676,579	\$1,124,649	General Revenue	No	Rural Hospital	N/A
1720096019	\$713,574	\$478,665	General Revenue	No	Rural Hospital	N/A
1730183658	\$239,567	\$160,702	General Revenue	No	Rural Hospital	N/A
1730697350	\$4,144,786	\$2,780,322	General Revenue	No	Rural Hospital	N/A
1740238641	\$1,805,069	\$1,210,840	General Revenue	No	Rural Hospital	N/A
1740288505	\$8,369,768	\$5,614,440	General Revenue	No	Rural Hospital	N/A
1750377289	\$980,289	\$657,578	General Revenue	No	Rural Hospital	N/A
1750392916	\$1,051,070	\$705,058	General Revenue	No	Rural Hospital	N/A
1760417646	\$890,034	\$597,035	General Revenue	No	Rural Hospital	N/A
1760567085	\$3,749,538	\$2,515,190	General Revenue	No	Rural Hospital	N/A
1760598692	\$1,081,163	\$725,244	General Revenue	No	Rural Hospital	N/A
1770579591	\$7,621,492	\$5,112,497	General Revenue	No	Rural Hospital	N/A
1780731737	\$966,353	\$648,229	General Revenue	No	Rural Hospital	N/A
1780786699	\$200,586	\$134,553	General Revenue	No	Rural Hospital	N/A
1780823021	\$2,232,326	\$1,497,445	General Revenue	No	Rural Hospital	N/A
1790702371	\$1,080,546	\$724,830	General Revenue	No	Rural Hospital	N/A
1790777696	\$2,377,415	\$1,594,770	General Revenue	No	Rural Hospital	N/A
1790782704	\$6,059,634	\$4,064,802	General Revenue	No	Rural Hospital	N/A
1801831748	\$4,730,480	\$3,173,206	General Revenue	No	Rural Hospital	N/A

**Rural Hospital MCO Encounter
Minimum Fee Schedule
SFY 2022**

Provider NPI	Total Amount of Directed Payment Each Provider Received	Federal Share of Directed Payment Each Provider Received	How is the state share of the Directed Payment financed (IGT, provider tax, etc)	Does the provider finance the state share for the Directed Payment? If so, how much?	Provider type/Class	Results of each performance Metric Associated with this Directed Payment for Each Provider
1811916901	\$552,248	\$370,448	General Revenue	No	Rural Hospital	N/A
1821025990	\$1,617,890	\$1,085,281	General Revenue	No	Rural Hospital	N/A
1821066820	\$183,816	\$123,304	General Revenue	No	Rural Hospital	N/A
1831140979	\$301,298	\$202,111	General Revenue	No	Rural Hospital	N/A
1831170273	\$1,415,990	\$949,846	General Revenue	No	Rural Hospital	N/A
1841294246	\$604,333	\$405,387	General Revenue	No	Rural Hospital	N/A
1841497153	\$2,993,764	\$2,008,217	General Revenue	No	Rural Hospital	N/A
1861475626	\$200,984	\$134,820	General Revenue	No	Rural Hospital	N/A
1861487779	\$724,617	\$486,073	General Revenue	No	Rural Hospital	N/A
1861510521	\$391,412	\$262,559	General Revenue	No	Rural Hospital	N/A
1871583153	\$527,392	\$353,775	General Revenue	No	Rural Hospital	N/A
1871599829	\$1,745,804	\$1,171,085	General Revenue	No	Rural Hospital	N/A
1881691061	\$791,680	\$531,059	General Revenue	No	Rural Hospital	N/A
1881697316	\$134,985	\$90,548	General Revenue	No	Rural Hospital	N/A
1881697878	\$971,843	\$651,912	General Revenue	No	Rural Hospital	N/A
1922031541	\$2,534,828	\$1,700,363	General Revenue	No	Rural Hospital	N/A
1932108214	\$1,012,486	\$679,175	General Revenue	No	Rural Hospital	N/A
1932379856	\$270,321	\$181,332	General Revenue	No	Rural Hospital	N/A
1942240189	\$822,589	\$551,793	General Revenue	No	Rural Hospital	N/A
1942314448	\$30,090	\$20,185	General Revenue	No	Rural Hospital	N/A
1952306672	\$2,244,819	\$1,505,825	General Revenue	No	Rural Hospital	N/A
1962497800	\$1,845,788	\$1,238,155	General Revenue	No	Rural Hospital	N/A
1972071991	\$2,164,201	\$1,451,746	General Revenue	No	Rural Hospital	N/A
1972590602	\$3,169,007	\$2,125,770	General Revenue	No	Rural Hospital	N/A
1992285282	\$2,562,668	\$1,719,038	General Revenue	No	Rural Hospital	N/A

**Rural Hospital MCO Encounter
Minimum Fee Schedule
SFY 2022**

Provider NPI	Total Amount of Directed Payment Each Provider Received	Federal Share of Directed Payment Each Provider Received	How is the state share of the Directed Payment financed (IGT, provider tax, etc)	Does the provider finance the state share for the Directed Payment? If so, how much?	Provider type/Class	Results of each performance Metric Associated with this Directed Payment for Each Provider
1992707780	\$182,396	\$122,351	General Revenue	No	Rural Hospital	N/A
1992767511	\$349,936	\$234,737	General Revenue	No	Rural Hospital	N/A
1336818707	\$47,220	\$31,675	General Revenue	No	Rural Hospital	N/A

**Texas Incentives for Physicians and Professional Services
SFY 2022**

Each Provider	Total Amount of Directed Payment Each Provider Received	Federal Share of Directed Payment Each Provider Received (67.08 Federal Share FMAP)	How is the state share of the Directed Payment financed (IGT, provider tax, etc)	Does the provider finance the state share for the Directed Payment? If so, how much?	Provider type/Class	Results of each performance Metric Associated with this Directed Payment for Each Provider
Baylor College of Medicine	\$ 58,958,532	\$ 39,549,383	IGT	\$9,976,128.96*	HRI	See AttachK11
ETMC Physician Group, Inc.	\$ 9,920,341	\$ 6,654,565	IGT	\$0.00	HRI	See AttachK11
Texas A&M University Health Science Center	\$ 3,396,375	\$ 2,278,289	IGT	\$1,331,916.28	HRI	See AttachK11
Texas Tech University Health Sciences Center	\$ 22,319,192	\$ 14,971,714	IGT	\$9,368,410.62	HRI	See AttachK11
Texas Tech University Health Sciences Center Amarillo	\$ 14,884,708	\$ 9,984,662	IGT	\$6,035,597.68	HRI	See AttachK11
Texas Tech University Health Sciences Center El Paso	\$ 15,908,735	\$ 10,671,579	IGT	\$6,564,336.94	HRI	See AttachK11
Texas Tech University Health Sciences Center of the Permian Basin	\$ 6,505,210	\$ 4,363,695	IGT	\$3,712,561.78	HRI	See AttachK11
The University of Texas Health Science Center at San Antonio	\$ 36,191,971	\$ 24,277,574	IGT	\$14,869,345.64	HRI	See AttachK11
The University of Texas Rio Grande Valley	\$ 3,697,236	\$ 2,480,106	IGT	\$1,775,808.80	HRI	See AttachK11
University of North Texas Health Science Center at Fort Worth	\$ 12,416,604	\$ 8,329,058	IGT	\$4,673,716.14	HRI	See AttachK11
University of Southwestern Medical Center	\$ 171,727,497	\$ 115,194,805	IGT	\$68,359,709.22	HRI	See AttachK11
University of Texas Health Science Center at Tyler - Physician	\$ 4,948,516	\$ 3,319,465	IGT	\$2,357,931.18	HRI	See AttachK11
University of Texas Medical Branch – Galveston	\$ 62,571,124	\$ 41,972,710	IGT	\$23,852,531.76	HRI	See AttachK11
UT Physicians	\$ 99,790,100	\$ 66,939,199	IGT	\$0.00	HRI	See AttachK11
Bexar County Hospital District	\$ 3,455,899	\$ 2,318,217	IGT	\$0.00	IME	See AttachK11
C.H. Wilkinson Physician Network	\$ 1,403	\$ 941	IGT	\$0.00	IME	See AttachK11
CHILDREN'S MEDICAL CENTER DALLAS	\$ 36,229,198	\$ 24,302,546	IGT	\$0.00	IME	See AttachK11
CHRISTUS Pediatric Physician Group	\$ 235,703	\$ 158,110	IGT	\$0.00	IME	See AttachK11
CHRISTUS Trinity Clinic	\$ 7,068,534	\$ 4,741,573	IGT	\$0.00	IME	See AttachK11
Dallas County Hospital District	\$ 14,260,242	\$ 9,565,770	IGT	\$4,557,100.84	IME	See AttachK11
EL PASO COUNTY HOSPITAL DISTRICT	\$ 734,875	\$ 492,954	IGT	\$293,090.11	IME	See AttachK11
Lubbock County Hospital District	\$ 4,433,513	\$ 2,974,000	IGT	\$2,491,245.62	IME	See AttachK11
1st Choice Pediatrics	\$ 85,516	\$ 57,364	IGT	\$0.00	Class 3	See AttachK11
Acclaim Physician Group	\$ 1,377,101	\$ 923,760	IGT	\$0.00	Class 3	See AttachK11
Brownsville Kiddie Health Center	\$ 210,028	\$ 140,887	IGT	\$0.00	Class 3	See AttachK11
Children's Physician Services of South Texas	\$ 2,184,536	\$ 1,465,387	IGT	\$0.00	Class 3	See AttachK11
Community Medicine Associates	\$ 2,499,492	\$ 1,676,659	IGT	\$0.00	Class 3	See AttachK11
Complex Care Medical Services Corporation	\$ 33,658	\$ 22,578	IGT	\$0.00	Class 3	See AttachK11
Cook Children's Physician Network-Cook Children's Physician Network	\$ 6,100,445	\$ 4,092,179	IGT	\$0.00	Class 3	See AttachK11
Coryell County Memorial Hospital Authority	\$ 92,192	\$ 61,842	IGT	\$0.00	Class 3	See AttachK11
Covenant Medical Group	\$ 1,385,938	\$ 929,687	IGT	\$0.00	Class 3	See AttachK11
Dallas Physician Medical Services for Children	\$ 608,945	\$ 408,480	IGT	\$0.00	Class 3	See AttachK11
DeTar Family Medicine Center	\$ 154,621	\$ 103,720	IGT	\$0.00	Class 3	See AttachK11
Discovery Medical Network, Matagorda	\$ 118,976	\$ 79,809	IGT	\$0.00	Class 3	See AttachK11
GPCH LLC-STINNETT MEDICAL CLINIC	\$ 12,401	\$ 8,318	IGT	\$0.00	Class 3	See AttachK11
Grace Clinic of Lubbock	\$ 60,525	\$ 40,600	IGT	\$0.00	Class 3	See AttachK11
Grayson County Health Clinic	\$ 45,182	\$ 30,308	IGT	\$0.00	Class 3	See AttachK11
Health Texas Provider Network	\$ 184,826	\$ 123,981	IGT	\$0.00	Class 3	See AttachK11
Hendrick Provider Network	\$ 464,731	\$ 311,741	IGT	\$0.00	Class 3	See AttachK11
Hillcrest Family Health Center	\$ 115,249	\$ 77,309	IGT	\$0.00	Class 3	See AttachK11
Hillcrest Physician Services	\$ 133,424	\$ 89,501	IGT	\$0.00	Class 3	See AttachK11
Hood Medical Group	\$ 462,828	\$ 310,465	IGT	\$0.00	Class 3	See AttachK11
Houston Pediatric Clinic PLLC	\$ 273,826	\$ 183,683	IGT	\$0.00	Class 3	See AttachK11
Hunt Regional Medical Partners	\$ 1,709	\$ 1,146	IGT	\$0.00	Class 3	See AttachK11

**Texas Incentives for Physicians and Professional Services
SFY 2022**

Each Provider	Total Amount of Directed Payment Each Provider Received	Federal Share of Directed Payment Each Provider Received (67.08 Federal Share FMAP)	How is the state share of the Directed Payment financed (IGT, provider tax, etc)	Does the provider finance the state share for the Directed Payment? If so, how much?	Provider type/Class	Results of each performance Metric Associated with this Directed Payment for Each Provider
Javier A. Saenz MDPA	\$ 58,324	\$ 39,124	IGT	\$0.00	Class 3	See AttachK11
Laredo Physicians Group	\$ 24,919	\$ 16,716	IGT	\$0.00	Class 3	See AttachK11
McAllen Hospitalist Group, PLLC	\$ 119,801	\$ 80,363	IGT	\$0.00	Class 3	See AttachK11
MCH Professional Care	\$ 228,398	\$ 153,210	IGT	\$0.00	Class 3	See AttachK11
Metroplex Clinic Physicians, Inc.	\$ 83,420	\$ 55,958	IGT	\$0.00	Class 3	See AttachK11
Moore County Hospital District	\$ 24,539	\$ 16,461	IGT	\$0.00	Class 3	See AttachK11
Nacogdoches County Hospital District	\$ 136,774	\$ 91,748	IGT	\$0.00	Class 3	See AttachK11
Northwest Texas Wyatt Clinic, PLLC	\$ 200,452	\$ 134,463	IGT	\$0.00	Class 3	See AttachK11
Pediatric Clinic, P.A.	\$ 94	\$ 63	IGT	\$0.00	Class 3	See AttachK11
Peterson Medical Associates	\$ 103,343	\$ 69,323	IGT	\$0.00	Class 3	See AttachK11
Regional Clinics of Longview	\$ 14,547	\$ 9,758	IGT	\$0.00	Class 3	See AttachK11
Regional Employee Assistance Program, Inc	\$ 261,802	\$ 175,617	IGT	\$0.00	Class 3	See AttachK11
Rodolfo M. Lozano MDPA	\$ 120,108	\$ 80,569	IGT	\$0.00	Class 3	See AttachK11
RPMH Medical Associates	\$ 65,907	\$ 44,210	IGT	\$0.00	Class 3	See AttachK11
RUBEN D BOCANEGRA MD PA	\$ 11,958	\$ 8,021	IGT	\$0.00	Class 3	See AttachK11
Scott & White Clinic	\$ 2,797,835	\$ 1,876,787	IGT	\$0.00	Class 3	See AttachK11
Shannon Clinic	\$ 1,376,403	\$ 923,291	IGT	\$0.00	Class 3	See AttachK11
Specialty Associates of West Houston, PLLC	\$ 215,892	\$ 144,820	IGT	\$0.00	Class 3	See AttachK11
TAMMI L SCHLICHTEMEIER, PA	\$ 49,403	\$ 33,140	IGT	\$0.00	Class 3	See AttachK11
TCH Pediatric Associates, Inc.	\$ 6,254,737	\$ 4,195,678	IGT	\$0.00	Class 3	See AttachK11
TexomaCare	\$ 382,617	\$ 256,659	IGT	\$0.00	Class 3	See AttachK11
Titus County Hospital District	\$ 148,274	\$ 99,462	IGT	\$0.00	Class 3	See AttachK11
UMC Physicians	\$ 770,301	\$ 516,718	IGT	\$0.00	Class 3	See AttachK11
United Regional Physician Group	\$ 353,725	\$ 237,278	IGT	\$0.00	Class 3	See AttachK11
Uvalde Medical and Surgical Associates	\$ 23,166	\$ 15,540	IGT	\$0.00	Class 3	See AttachK11
Wise Clinical Care Associates	\$ 116,579	\$ 78,201	IGT	\$0.00	Class 3	See AttachK11
Yoakum Family Practice	\$ 40,152	\$ 26,934	IGT	\$0.00	Class 3	See AttachK11

*IGT for Baylor College of Medicine transferred by the Texas Higher Education Coordinating Board

Data includes reporting though Y1 Corrections period

Unique Measure ID	Provider ID	TPI	NPI	Provider Name	SDA	Y1 Active Measure	Program Component
T1003824038_T2-103	T1003824038			TEXAS TECH UNIVERSITY H	El Paso	Y	T2
T1003824038_T2-104	T1003824038			TEXAS TECH UNIVERSITY H	El Paso	Y	T2
T1003824038_T2-112	T1003824038			TEXAS TECH UNIVERSITY H	El Paso	Y	T2
T1003824038_T2-113	T1003824038			TEXAS TECH UNIVERSITY H	El Paso	Y	T2
T1003824038_T2-114	T1003824038			TEXAS TECH UNIVERSITY H	El Paso	Y	T2
T1003824038_T2-115	T1003824038			TEXAS TECH UNIVERSITY H	El Paso	Y	T2
T1003824038_T2-116	T1003824038			TEXAS TECH UNIVERSITY H	El Paso	Y	T2
T1003824038_T2-117	T1003824038			TEXAS TECH UNIVERSITY H	El Paso	Y	T2
T1003824038_T2-118	T1003824038			TEXAS TECH UNIVERSITY H	El Paso	Y	T2
T1003824038_T2-119	T1003824038			TEXAS TECH UNIVERSITY H	El Paso	Y	T2
T1003824038_T3-102	T1003824038			TEXAS TECH UNIVERSITY H	El Paso	Y	T3
T1003824038_T3-121	T1003824038			TEXAS TECH UNIVERSITY H	El Paso	Y	T3
T1003824038_T3-122	T1003824038			TEXAS TECH UNIVERSITY H	El Paso	Y	T3
T1003824038_T3-123	T1003824038			TEXAS TECH UNIVERSITY H	El Paso	Y	T3
T1003824038_T3-124	T1003824038			TEXAS TECH UNIVERSITY H	El Paso	Y	T3
T1003824038_T3-125	T1003824038			TEXAS TECH UNIVERSITY H	El Paso	Y	T3
T1013256098_T2-103	T1013256098			CHILDREN'S MEDICAL CEN	Dallas	Y	T2
T1013256098_T2-104	T1013256098			CHILDREN'S MEDICAL CEN	Dallas	Y	T2
T1013256098_T2-112	T1013256098			CHILDREN'S MEDICAL CEN	Dallas	Y	T2
T1013256098_T2-113	T1013256098			CHILDREN'S MEDICAL CEN	Dallas	Y	T2
T1013256098_T2-114	T1013256098			CHILDREN'S MEDICAL CEN	Dallas	Y	T2
T1013256098_T2-115	T1013256098			CHILDREN'S MEDICAL CEN	Dallas	Y	T2
T1013256098_T2-116	T1013256098			CHILDREN'S MEDICAL CEN	Dallas	Y	T2
T1013256098_T2-117	T1013256098			CHILDREN'S MEDICAL CEN	Dallas	Y	T2
T1013256098_T2-118	T1013256098			CHILDREN'S MEDICAL CEN	Dallas	Y	T2
T1013256098_T2-119	T1013256098			CHILDREN'S MEDICAL CEN	Dallas	Y	T2
T1013256098_T3-102	T1013256098			CHILDREN'S MEDICAL CEN	Dallas	Y	T3
T1013256098_T3-121	T1013256098			CHILDREN'S MEDICAL CEN	Dallas	Y	T3
T1013256098_T3-122	T1013256098			CHILDREN'S MEDICAL CEN	Dallas	Y	T3
T1013256098_T3-123	T1013256098			CHILDREN'S MEDICAL CEN	Dallas	Y	T3
T1013256098_T3-124	T1013256098			CHILDREN'S MEDICAL CEN	Dallas	Y	T3
T1013256098_T3-125	T1013256098			CHILDREN'S MEDICAL CEN	Dallas	Y	T3
T1013942150_T2-103	T1013942150			TEXAS TECH UNIVERSITY H	Lubbock	Y	T2
T1013942150_T2-104	T1013942150			TEXAS TECH UNIVERSITY H	Lubbock	Y	T2
T1013942150_T2-112	T1013942150			TEXAS TECH UNIVERSITY H	Lubbock	Y	T2
T1013942150_T2-113	T1013942150			TEXAS TECH UNIVERSITY H	Lubbock	Y	T2
T1013942150_T2-114	T1013942150			TEXAS TECH UNIVERSITY H	Lubbock	Y	T2
T1013942150_T2-115	T1013942150			TEXAS TECH UNIVERSITY H	Lubbock	Y	T2
T1013942150_T2-116	T1013942150			TEXAS TECH UNIVERSITY H	Lubbock	Y	T2
T1013942150_T2-117	T1013942150			TEXAS TECH UNIVERSITY H	Lubbock	Y	T2
T1013942150_T2-118	T1013942150			TEXAS TECH UNIVERSITY H	Lubbock	Y	T2
T1013942150_T2-119	T1013942150			TEXAS TECH UNIVERSITY H	Lubbock	Y	T2
T1013942150_T3-102	T1013942150			TEXAS TECH UNIVERSITY H	Lubbock	Y	T3
T1013942150_T3-121	T1013942150			TEXAS TECH UNIVERSITY H	Lubbock	Y	T3
T1013942150_T3-122	T1013942150			TEXAS TECH UNIVERSITY H	Lubbock	Y	T3
T1013942150_T3-123	T1013942150			TEXAS TECH UNIVERSITY H	Lubbock	Y	T3
T1013942150_T3-124	T1013942150			TEXAS TECH UNIVERSITY H	Lubbock	Y	T3
T1013942150_T3-125	T1013942150			TEXAS TECH UNIVERSITY H	Lubbock	Y	T3
T1033157821_T2-103	T1033157821			UT PHYSICIANS	Harris	Y	T2

T1033157821_T2-104	T1033157821		UT PHYSICIANS	Harris	Y	T2
T1033157821_T2-112	T1033157821		UT PHYSICIANS	Harris	Y	T2
T1033157821_T2-113	T1033157821		UT PHYSICIANS	Harris	Y	T2
T1033157821_T2-114	T1033157821		UT PHYSICIANS	Harris	Y	T2
T1033157821_T2-115	T1033157821		UT PHYSICIANS	Harris	Y	T2
T1033157821_T2-116	T1033157821		UT PHYSICIANS	Harris	Y	T2
T1033157821_T2-117	T1033157821		UT PHYSICIANS	Harris	Y	T2
T1033157821_T2-118	T1033157821		UT PHYSICIANS	Harris	Y	T2
T1033157821_T2-119	T1033157821		UT PHYSICIANS	Harris	Y	T2
T1033157821_T3-102	T1033157821		UT PHYSICIANS	Harris	Y	T3
T1033157821_T3-121	T1033157821		UT PHYSICIANS	Harris	Y	T3
T1033157821_T3-122	T1033157821		UT PHYSICIANS	Harris	Y	T3
T1033157821_T3-123	T1033157821		UT PHYSICIANS	Harris	Y	T3
T1033157821_T3-124	T1033157821		UT PHYSICIANS	Harris	Y	T3
T1033157821_T3-125	T1033157821		UT PHYSICIANS	Harris	Y	T3
T1053352914_T2-103	T1053352914		BAYLOR COLLEGE OF MEDICINE	Harris	Y	T2
T1053352914_T2-104	T1053352914		BAYLOR COLLEGE OF MEDICINE	Harris	Y	T2
T1053352914_T2-112	T1053352914		BAYLOR COLLEGE OF MEDICINE	Harris	Y	T2
T1053352914_T2-113	T1053352914		BAYLOR COLLEGE OF MEDICINE	Harris	Y	T2
T1053352914_T2-114	T1053352914		BAYLOR COLLEGE OF MEDICINE	Harris	Y	T2
T1053352914_T2-115	T1053352914		BAYLOR COLLEGE OF MEDICINE	Harris	Y	T2
T1053352914_T2-116	T1053352914		BAYLOR COLLEGE OF MEDICINE	Harris	Y	T2
T1053352914_T2-117	T1053352914		BAYLOR COLLEGE OF MEDICINE	Harris	Y	T2
T1053352914_T2-118	T1053352914		BAYLOR COLLEGE OF MEDICINE	Harris	Y	T2
T1053352914_T2-119	T1053352914		BAYLOR COLLEGE OF MEDICINE	Harris	Y	T2
T1053352914_T3-102	T1053352914		BAYLOR COLLEGE OF MEDICINE	Harris	Y	T3
T1053352914_T3-121	T1053352914		BAYLOR COLLEGE OF MEDICINE	Harris	Y	T3
T1053352914_T3-122	T1053352914		BAYLOR COLLEGE OF MEDICINE	Harris	Y	T3
T1053352914_T3-123	T1053352914		BAYLOR COLLEGE OF MEDICINE	Harris	Y	T3
T1053352914_T3-124	T1053352914		BAYLOR COLLEGE OF MEDICINE	Harris	Y	T3
T1053352914_T3-125	T1053352914		BAYLOR COLLEGE OF MEDICINE	Harris	Y	T3
T1053416289_T2-103	T1053416289		UNIVERSITY OF NORTH TEXAS	Tarrant	Y	T2
T1053416289_T2-104	T1053416289		UNIVERSITY OF NORTH TEXAS	Tarrant	Y	T2
T1053416289_T2-112	T1053416289		UNIVERSITY OF NORTH TEXAS	Tarrant	Y	T2
T1053416289_T2-113	T1053416289		UNIVERSITY OF NORTH TEXAS	Tarrant	Y	T2
T1053416289_T2-114	T1053416289		UNIVERSITY OF NORTH TEXAS	Tarrant	Y	T2
T1053416289_T2-115	T1053416289		UNIVERSITY OF NORTH TEXAS	Tarrant	Y	T2
T1053416289_T2-116	T1053416289		UNIVERSITY OF NORTH TEXAS	Tarrant	Y	T2
T1053416289_T2-117	T1053416289		UNIVERSITY OF NORTH TEXAS	Tarrant	Y	T2
T1053416289_T2-118	T1053416289		UNIVERSITY OF NORTH TEXAS	Tarrant	Y	T2
T1053416289_T2-119	T1053416289		UNIVERSITY OF NORTH TEXAS	Tarrant	Y	T2
T1053416289_T3-102	T1053416289		UNIVERSITY OF NORTH TEXAS	Tarrant	Y	T3
T1053416289_T3-121	T1053416289		UNIVERSITY OF NORTH TEXAS	Tarrant	Y	T3
T1053416289_T3-122	T1053416289		UNIVERSITY OF NORTH TEXAS	Tarrant	Y	T3
T1053416289_T3-123	T1053416289		UNIVERSITY OF NORTH TEXAS	Tarrant	Y	T3
T1053416289_T3-124	T1053416289		UNIVERSITY OF NORTH TEXAS	Tarrant	Y	T3
T1053416289_T3-125	T1053416289		UNIVERSITY OF NORTH TEXAS	Tarrant	Y	T3
T1053672535_T3-102	T1053672535		MATAGORDA MEDICAL CENTER	Harris	Y	T3
T1053672535_T3-121	T1053672535		MATAGORDA MEDICAL CENTER	Harris	Y	T3
T1053672535_T3-122	T1053672535		MATAGORDA MEDICAL CENTER	Harris	Y	T3
T1053672535_T3-123	T1053672535		MATAGORDA MEDICAL CENTER	Harris	Y	T3
T1053672535_T3-124	T1053672535		MATAGORDA MEDICAL CENTER	Harris	Y	T3
T1053672535_T3-125	T1053672535		MATAGORDA MEDICAL CENTER	Harris	Y	T3
T1053711804_T3-102	T1053711804		NACOGDOCHES MEMORIAL HOSPITAL	MRSA North	Y	T3
T1053711804_T3-121	T1053711804		NACOGDOCHES MEMORIAL HOSPITAL	MRSA North	Y	T3
T1053711804_T3-122	T1053711804		NACOGDOCHES MEMORIAL HOSPITAL	MRSA North	Y	T3
T1053711804_T3-123	T1053711804		NACOGDOCHES MEMORIAL HOSPITAL	MRSA North	Y	T3

T1053711804_T3-124	T1053711804			NACOGDOCHES MEMORIA	MRSA North	Y	T3
T1053711804_T3-125	T1053711804			NACOGDOCHES MEMORIA	MRSA North	Y	T3
T1053832253_T2-103	T1053832253			UNIVERSITY OF TEXAS SOU	Dallas	Y	T2
T1053832253_T2-104	T1053832253			UNIVERSITY OF TEXAS SOU	Dallas	Y	T2
T1053832253_T2-112	T1053832253			UNIVERSITY OF TEXAS SOU	Dallas	Y	T2
T1053832253_T2-113	T1053832253			UNIVERSITY OF TEXAS SOU	Dallas	Y	T2
T1053832253_T2-114	T1053832253			UNIVERSITY OF TEXAS SOU	Dallas	Y	T2
T1053832253_T2-115	T1053832253			UNIVERSITY OF TEXAS SOU	Dallas	Y	T2
T1053832253_T2-116	T1053832253			UNIVERSITY OF TEXAS SOU	Dallas	Y	T2
T1053832253_T2-117	T1053832253			UNIVERSITY OF TEXAS SOU	Dallas	Y	T2
T1053832253_T2-118	T1053832253			UNIVERSITY OF TEXAS SOU	Dallas	Y	T2
T1053832253_T2-119	T1053832253			UNIVERSITY OF TEXAS SOU	Dallas	Y	T2
T1053832253_T3-102	T1053832253			UNIVERSITY OF TEXAS SOU	Dallas	Y	T3
T1053832253_T3-121	T1053832253			UNIVERSITY OF TEXAS SOU	Dallas	Y	T3
T1053832253_T3-122	T1053832253			UNIVERSITY OF TEXAS SOU	Dallas	Y	T3
T1053832253_T3-123	T1053832253			UNIVERSITY OF TEXAS SOU	Dallas	Y	T3
T1053832253_T3-124	T1053832253			UNIVERSITY OF TEXAS SOU	Dallas	Y	T3
T1053832253_T3-125	T1053832253			UNIVERSITY OF TEXAS SOU	Dallas	Y	T3
T1063400778_T2-103	T1063400778			UNIVERSITY OF TEXAS HEA	MRSA North	Y	T2
T1063400778_T2-104	T1063400778			UNIVERSITY OF TEXAS HEA	MRSA North	Y	T2
T1063400778_T2-112	T1063400778			UNIVERSITY OF TEXAS HEA	MRSA North	Y	T2
T1063400778_T2-113	T1063400778			UNIVERSITY OF TEXAS HEA	MRSA North	Y	T2
T1063400778_T2-114	T1063400778			UNIVERSITY OF TEXAS HEA	MRSA North	Y	T2
T1063400778_T2-115	T1063400778			UNIVERSITY OF TEXAS HEA	MRSA North	Y	T2
T1063400778_T2-116	T1063400778			UNIVERSITY OF TEXAS HEA	MRSA North	Y	T2
T1063400778_T2-117	T1063400778			UNIVERSITY OF TEXAS HEA	MRSA North	Y	T2
T1063400778_T2-118	T1063400778			UNIVERSITY OF TEXAS HEA	MRSA North	Y	T2
T1063400778_T2-119	T1063400778			UNIVERSITY OF TEXAS HEA	MRSA North	Y	T2
T1063400778_T3-102	T1063400778			UNIVERSITY OF TEXAS HEA	MRSA North	Y	T3
T1063400778_T3-121	T1063400778			UNIVERSITY OF TEXAS HEA	MRSA North	Y	T3
T1063400778_T3-122	T1063400778			UNIVERSITY OF TEXAS HEA	MRSA North	Y	T3
T1063400778_T3-123	T1063400778			UNIVERSITY OF TEXAS HEA	MRSA North	Y	T3
T1063400778_T3-124	T1063400778			UNIVERSITY OF TEXAS HEA	MRSA North	Y	T3
T1063400778_T3-125	T1063400778			UNIVERSITY OF TEXAS HEA	MRSA North	Y	T3
T1063468031_T2-103	T1063468031			LUBBOCK COUNTY HOSPIT.	Lubbock	Y	T2
T1063468031_T2-104	T1063468031			LUBBOCK COUNTY HOSPIT.	Lubbock	Y	T2
T1063468031_T2-112	T1063468031			LUBBOCK COUNTY HOSPIT.	Lubbock	Y	T2
T1063468031_T2-113	T1063468031			LUBBOCK COUNTY HOSPIT.	Lubbock	Y	T2
T1063468031_T2-114	T1063468031			LUBBOCK COUNTY HOSPIT.	Lubbock	Y	T2
T1063468031_T2-115	T1063468031			LUBBOCK COUNTY HOSPIT.	Lubbock	Y	T2
T1063468031_T2-116	T1063468031			LUBBOCK COUNTY HOSPIT.	Lubbock	Y	T2
T1063468031_T2-117	T1063468031			LUBBOCK COUNTY HOSPIT.	Lubbock	Y	T2
T1063468031_T2-118	T1063468031			LUBBOCK COUNTY HOSPIT.	Lubbock	Y	T2
T1063468031_T2-119	T1063468031			LUBBOCK COUNTY HOSPIT.	Lubbock	Y	T2
T1063468031_T3-102	T1063468031			LUBBOCK COUNTY HOSPIT.	Lubbock	Y	T3
T1063468031_T3-121	T1063468031			LUBBOCK COUNTY HOSPIT.	Lubbock	Y	T3
T1063468031_T3-122	T1063468031			LUBBOCK COUNTY HOSPIT.	Lubbock	Y	T3
T1063468031_T3-123	T1063468031			LUBBOCK COUNTY HOSPIT.	Lubbock	Y	T3
T1063468031_T3-124	T1063468031			LUBBOCK COUNTY HOSPIT.	Lubbock	Y	T3
T1063468031_T3-125	T1063468031			LUBBOCK COUNTY HOSPIT.	Lubbock	Y	T3
T1063512259_T3-102	T1063512259			TCH PEDIATRIC ASSOCIATE	Harris	Y	T3
T1063512259_T3-121	T1063512259			TCH PEDIATRIC ASSOCIATE	Harris	Y	T3
T1063512259_T3-122	T1063512259			TCH PEDIATRIC ASSOCIATE	Harris	Y	T3
T1063512259_T3-123	T1063512259			TCH PEDIATRIC ASSOCIATE	Harris	Y	T3
T1063512259_T3-124	T1063512259			TCH PEDIATRIC ASSOCIATE	Harris	Y	T3
T1063512259_T3-125	T1063512259			TCH PEDIATRIC ASSOCIATE	Harris	Y	T3
T1063548881_T3-102	T1063548881			TITUS REGIONAL MEDICAL	MRSA North	Y	T3

T1063548881_T3-121	T1063548881		TITUS REGIONAL MEDICAL	MRSA North	Y	T3
T1063548881_T3-122	T1063548881		TITUS REGIONAL MEDICAL	MRSA North	Y	T3
T1063548881_T3-123	T1063548881		TITUS REGIONAL MEDICAL	MRSA North	Y	T3
T1063548881_T3-124	T1063548881		TITUS REGIONAL MEDICAL	MRSA North	Y	T3
T1063548881_T3-125	T1063548881		TITUS REGIONAL MEDICAL	MRSA North	Y	T3
T1063699312_T2-103	T1063699312		TEXAS A&M PHYSICIANS	MRSA Centra	Y	T2
T1063699312_T2-104	T1063699312		TEXAS A&M PHYSICIANS	MRSA Centra	Y	T2
T1063699312_T2-112	T1063699312		TEXAS A&M PHYSICIANS	MRSA Centra	Y	T2
T1063699312_T2-113	T1063699312		TEXAS A&M PHYSICIANS	MRSA Centra	Y	T2
T1063699312_T2-114	T1063699312		TEXAS A&M PHYSICIANS	MRSA Centra	Y	T2
T1063699312_T2-115	T1063699312		TEXAS A&M PHYSICIANS	MRSA Centra	Y	T2
T1063699312_T2-116	T1063699312		TEXAS A&M PHYSICIANS	MRSA Centra	Y	T2
T1063699312_T2-117	T1063699312		TEXAS A&M PHYSICIANS	MRSA Centra	Y	T2
T1063699312_T2-118	T1063699312		TEXAS A&M PHYSICIANS	MRSA Centra	Y	T2
T1063699312_T2-119	T1063699312		TEXAS A&M PHYSICIANS	MRSA Centra	Y	T2
T1063699312_T3-102	T1063699312		TEXAS A&M PHYSICIANS	MRSA Centra	Y	T3
T1063699312_T3-121	T1063699312		TEXAS A&M PHYSICIANS	MRSA Centra	Y	T3
T1063699312_T3-122	T1063699312		TEXAS A&M PHYSICIANS	MRSA Centra	Y	T3
T1063699312_T3-123	T1063699312		TEXAS A&M PHYSICIANS	MRSA Centra	Y	T3
T1063699312_T3-124	T1063699312		TEXAS A&M PHYSICIANS	MRSA Centra	Y	T3
T1063699312_T3-125	T1063699312		TEXAS A&M PHYSICIANS	MRSA Centra	Y	T3
T1083663363_T2-103	T1083663363		TEXAS TECH UNIVERSITY H	Lubbock	Y	T2
T1083663363_T2-104	T1083663363		TEXAS TECH UNIVERSITY H	Lubbock	Y	T2
T1083663363_T2-112	T1083663363		TEXAS TECH UNIVERSITY H	Lubbock	Y	T2
T1083663363_T2-113	T1083663363		TEXAS TECH UNIVERSITY H	Lubbock	Y	T2
T1083663363_T2-114	T1083663363		TEXAS TECH UNIVERSITY H	Lubbock	Y	T2
T1083663363_T2-115	T1083663363		TEXAS TECH UNIVERSITY H	Lubbock	Y	T2
T1083663363_T2-116	T1083663363		TEXAS TECH UNIVERSITY H	Lubbock	Y	T2
T1083663363_T2-117	T1083663363		TEXAS TECH UNIVERSITY H	Lubbock	Y	T2
T1083663363_T2-118	T1083663363		TEXAS TECH UNIVERSITY H	Lubbock	Y	T2
T1083663363_T2-119	T1083663363		TEXAS TECH UNIVERSITY H	Lubbock	Y	T2
T1083663363_T3-102	T1083663363		TEXAS TECH UNIVERSITY H	Lubbock	Y	T3
T1083663363_T3-121	T1083663363		TEXAS TECH UNIVERSITY H	Lubbock	Y	T3
T1083663363_T3-122	T1083663363		TEXAS TECH UNIVERSITY H	Lubbock	Y	T3
T1083663363_T3-123	T1083663363		TEXAS TECH UNIVERSITY H	Lubbock	Y	T3
T1083663363_T3-124	T1083663363		TEXAS TECH UNIVERSITY H	Lubbock	Y	T3
T1083663363_T3-125	T1083663363		TEXAS TECH UNIVERSITY H	Lubbock	Y	T3
T1093754475_T2-103	T1093754475		DALLAS COUNTY HOSPITAL	Dallas	Y	T2
T1093754475_T2-104	T1093754475		DALLAS COUNTY HOSPITAL	Dallas	Y	T2
T1093754475_T2-112	T1093754475		DALLAS COUNTY HOSPITAL	Dallas	Y	T2
T1093754475_T2-113	T1093754475		DALLAS COUNTY HOSPITAL	Dallas	Y	T2
T1093754475_T2-114	T1093754475		DALLAS COUNTY HOSPITAL	Dallas	Y	T2
T1093754475_T2-115	T1093754475		DALLAS COUNTY HOSPITAL	Dallas	Y	T2
T1093754475_T2-116	T1093754475		DALLAS COUNTY HOSPITAL	Dallas	Y	T2
T1093754475_T2-117	T1093754475		DALLAS COUNTY HOSPITAL	Dallas	Y	T2
T1093754475_T2-118	T1093754475		DALLAS COUNTY HOSPITAL	Dallas	Y	T2
T1093754475_T2-119	T1093754475		DALLAS COUNTY HOSPITAL	Dallas	Y	T2
T1093754475_T3-102	T1093754475		DALLAS COUNTY HOSPITAL	Dallas	Y	T3
T1093754475_T3-121	T1093754475		DALLAS COUNTY HOSPITAL	Dallas	Y	T3
T1093754475_T3-122	T1093754475		DALLAS COUNTY HOSPITAL	Dallas	Y	T3
T1093754475_T3-123	T1093754475		DALLAS COUNTY HOSPITAL	Dallas	Y	T3
T1093754475_T3-124	T1093754475		DALLAS COUNTY HOSPITAL	Dallas	Y	T3
T1093754475_T3-125	T1093754475		DALLAS COUNTY HOSPITAL	Dallas	Y	T3
T1093779704_T3-102	T1093779704		SCOTT & WHITE CLINIC	MRSA Centra	Y	T3
T1093779704_T3-121	T1093779704		SCOTT & WHITE CLINIC	MRSA Centra	Y	T3
T1093779704_T3-122	T1093779704		SCOTT & WHITE CLINIC	MRSA Centra	Y	T3
T1093779704_T3-123	T1093779704		SCOTT & WHITE CLINIC	MRSA Centra	Y	T3

T1093779704_T3-124	T1093779704		SCOTT & WHITE CLINIC	MRSA Centra	Y	T3
T1093779704_T3-125	T1093779704		SCOTT & WHITE CLINIC	MRSA Centra	Y	T3
T1114222312_T3-102	T1114222312		COOK CHILDREN'S MEDICA	Tarrant	Y	T3
T1114222312_T3-121	T1114222312		COOK CHILDREN'S MEDICA	Tarrant	Y	T3
T1114222312_T3-122	T1114222312		COOK CHILDREN'S MEDICA	Tarrant	Y	T3
T1114222312_T3-123	T1114222312		COOK CHILDREN'S MEDICA	Tarrant	Y	T3
T1114222312_T3-124	T1114222312		COOK CHILDREN'S MEDICA	Tarrant	Y	T3
T1114222312_T3-125	T1114222312		COOK CHILDREN'S MEDICA	Tarrant	Y	T3
T1124080320_T3-102	T1124080320		REGIONAL EMPLOYEE ASSI	MRSA West	Y	T3
T1124080320_T3-121	T1124080320		REGIONAL EMPLOYEE ASSI	MRSA West	Y	T3
T1124080320_T3-122	T1124080320		REGIONAL EMPLOYEE ASSI	MRSA West	Y	T3
T1124080320_T3-123	T1124080320		REGIONAL EMPLOYEE ASSI	MRSA West	Y	T3
T1124080320_T3-124	T1124080320		REGIONAL EMPLOYEE ASSI	MRSA West	Y	T3
T1124080320_T3-125	T1124080320		REGIONAL EMPLOYEE ASSI	MRSA West	Y	T3
T1124092036_T2-103	T1124092036		CHRISTUS GOOD SHEPHER	MRSA Northe	Y	T2
T1124092036_T2-104	T1124092036		CHRISTUS GOOD SHEPHER	MRSA Northe	Y	T2
T1124092036_T2-112	T1124092036		CHRISTUS GOOD SHEPHER	MRSA Northe	Y	T2
T1124092036_T2-113	T1124092036		CHRISTUS GOOD SHEPHER	MRSA Northe	Y	T2
T1124092036_T2-114	T1124092036		CHRISTUS GOOD SHEPHER	MRSA Northe	Y	T2
T1124092036_T2-115	T1124092036		CHRISTUS GOOD SHEPHER	MRSA Northe	Y	T2
T1124092036_T2-116	T1124092036		CHRISTUS GOOD SHEPHER	MRSA Northe	Y	T2
T1124092036_T2-117	T1124092036		CHRISTUS GOOD SHEPHER	MRSA Northe	Y	T2
T1124092036_T2-118	T1124092036		CHRISTUS GOOD SHEPHER	MRSA Northe	Y	T2
T1124092036_T2-119	T1124092036		CHRISTUS GOOD SHEPHER	MRSA Northe	Y	T2
T1124092036_T3-102	T1124092036		CHRISTUS GOOD SHEPHER	MRSA Northe	Y	T3
T1124092036_T3-121	T1124092036		CHRISTUS GOOD SHEPHER	MRSA Northe	Y	T3
T1124092036_T3-122	T1124092036		CHRISTUS GOOD SHEPHER	MRSA Northe	Y	T3
T1124092036_T3-123	T1124092036		CHRISTUS GOOD SHEPHER	MRSA Northe	Y	T3
T1124092036_T3-124	T1124092036		CHRISTUS GOOD SHEPHER	MRSA Northe	Y	T3
T1124092036_T3-125	T1124092036		CHRISTUS GOOD SHEPHER	MRSA Northe	Y	T3
T1134485550_T3-102	T1134485550		RPMH MEDICAL ASSOCIATI	MRSA West	Y	T3
T1134485550_T3-121	T1134485550		RPMH MEDICAL ASSOCIATI	MRSA West	Y	T3
T1134485550_T3-122	T1134485550		RPMH MEDICAL ASSOCIATI	MRSA West	Y	T3
T1134485550_T3-123	T1134485550		RPMH MEDICAL ASSOCIATI	MRSA West	Y	T3
T1134485550_T3-124	T1134485550		RPMH MEDICAL ASSOCIATI	MRSA West	Y	T3
T1134485550_T3-125	T1134485550		RPMH MEDICAL ASSOCIATI	MRSA West	Y	T3
T1215999511_T3-102	T1215999511		REGIONAL EMPLOYEE ASSI	Nueces	Y	T3
T1215999511_T3-121	T1215999511		REGIONAL EMPLOYEE ASSI	Nueces	Y	T3
T1215999511_T3-122	T1215999511		REGIONAL EMPLOYEE ASSI	Nueces	Y	T3
T1215999511_T3-123	T1215999511		REGIONAL EMPLOYEE ASSI	Nueces	Y	T3
T1215999511_T3-124	T1215999511		REGIONAL EMPLOYEE ASSI	Nueces	Y	T3
T1215999511_T3-125	T1215999511		REGIONAL EMPLOYEE ASSI	Nueces	Y	T3
T1225082050_T2-103	T1225082050		UNIVERSITY OF TEXAS SOU	Tarrant	Y	T2
T1225082050_T2-104	T1225082050		UNIVERSITY OF TEXAS SOU	Tarrant	Y	T2
T1225082050_T2-112	T1225082050		UNIVERSITY OF TEXAS SOU	Tarrant	Y	T2
T1225082050_T2-113	T1225082050		UNIVERSITY OF TEXAS SOU	Tarrant	Y	T2
T1225082050_T2-114	T1225082050		UNIVERSITY OF TEXAS SOU	Tarrant	Y	T2
T1225082050_T2-115	T1225082050		UNIVERSITY OF TEXAS SOU	Tarrant	Y	T2
T1225082050_T2-116	T1225082050		UNIVERSITY OF TEXAS SOU	Tarrant	Y	T2
T1225082050_T2-117	T1225082050		UNIVERSITY OF TEXAS SOU	Tarrant	Y	T2
T1225082050_T2-118	T1225082050		UNIVERSITY OF TEXAS SOU	Tarrant	Y	T2
T1225082050_T2-119	T1225082050		UNIVERSITY OF TEXAS SOU	Tarrant	Y	T2
T1225082050_T3-102	T1225082050		UNIVERSITY OF TEXAS SOU	Tarrant	Y	T3
T1225082050_T3-121	T1225082050		UNIVERSITY OF TEXAS SOU	Tarrant	Y	T3
T1225082050_T3-122	T1225082050		UNIVERSITY OF TEXAS SOU	Tarrant	Y	T3
T1225082050_T3-123	T1225082050		UNIVERSITY OF TEXAS SOU	Tarrant	Y	T3
T1225082050_T3-124	T1225082050		UNIVERSITY OF TEXAS SOU	Tarrant	Y	T3

T1225082050_T3-125	T1225082050		UNIVERSITY OF TEXAS SOU	Tarrant	Y	T3
T1225096472_T3-102	T1225096472		HOOD MEDICAL GROUP	Tarrant	Y	T3
T1225096472_T3-121	T1225096472		HOOD MEDICAL GROUP	Tarrant	Y	T3
T1225096472_T3-122	T1225096472		HOOD MEDICAL GROUP	Tarrant	Y	T3
T1225096472_T3-123	T1225096472		HOOD MEDICAL GROUP	Tarrant	Y	T3
T1225096472_T3-124	T1225096472		HOOD MEDICAL GROUP	Tarrant	Y	T3
T1225096472_T3-125	T1225096472		HOOD MEDICAL GROUP	Tarrant	Y	T3
T1245313329_T2-103	T1245313329		UNIVERSITY HEALTH SYSTE	Bexar	Y	T2
T1245313329_T2-104	T1245313329		UNIVERSITY HEALTH SYSTE	Bexar	Y	T2
T1245313329_T2-112	T1245313329		UNIVERSITY HEALTH SYSTE	Bexar	Y	T2
T1245313329_T2-113	T1245313329		UNIVERSITY HEALTH SYSTE	Bexar	Y	T2
T1245313329_T2-114	T1245313329		UNIVERSITY HEALTH SYSTE	Bexar	Y	T2
T1245313329_T2-115	T1245313329		UNIVERSITY HEALTH SYSTE	Bexar	Y	T2
T1245313329_T2-116	T1245313329		UNIVERSITY HEALTH SYSTE	Bexar	Y	T2
T1245313329_T2-117	T1245313329		UNIVERSITY HEALTH SYSTE	Bexar	Y	T2
T1245313329_T2-118	T1245313329		UNIVERSITY HEALTH SYSTE	Bexar	Y	T2
T1245313329_T2-119	T1245313329		UNIVERSITY HEALTH SYSTE	Bexar	Y	T2
T1245313329_T3-102	T1245313329		UNIVERSITY HEALTH SYSTE	Bexar	Y	T3
T1245313329_T3-121	T1245313329		UNIVERSITY HEALTH SYSTE	Bexar	Y	T3
T1245313329_T3-122	T1245313329		UNIVERSITY HEALTH SYSTE	Bexar	Y	T3
T1245313329_T3-123	T1245313329		UNIVERSITY HEALTH SYSTE	Bexar	Y	T3
T1245313329_T3-124	T1245313329		UNIVERSITY HEALTH SYSTE	Bexar	Y	T3
T1245313329_T3-125	T1245313329		UNIVERSITY HEALTH SYSTE	Bexar	Y	T3
T1285079764_T2-103	T1285079764		BAYLOR COLLEGE OF MEDI	Bexar	Y	T2
T1285079764_T2-104	T1285079764		BAYLOR COLLEGE OF MEDI	Bexar	Y	T2
T1285079764_T2-112	T1285079764		BAYLOR COLLEGE OF MEDI	Bexar	Y	T2
T1285079764_T2-113	T1285079764		BAYLOR COLLEGE OF MEDI	Bexar	Y	T2
T1285079764_T2-114	T1285079764		BAYLOR COLLEGE OF MEDI	Bexar	Y	T2
T1285079764_T2-115	T1285079764		BAYLOR COLLEGE OF MEDI	Bexar	Y	T2
T1285079764_T2-116	T1285079764		BAYLOR COLLEGE OF MEDI	Bexar	Y	T2
T1285079764_T2-117	T1285079764		BAYLOR COLLEGE OF MEDI	Bexar	Y	T2
T1285079764_T2-118	T1285079764		BAYLOR COLLEGE OF MEDI	Bexar	Y	T2
T1285079764_T2-119	T1285079764		BAYLOR COLLEGE OF MEDI	Bexar	Y	T2
T1285079764_T3-102	T1285079764		BAYLOR COLLEGE OF MEDI	Bexar	Y	T3
T1285079764_T3-121	T1285079764		BAYLOR COLLEGE OF MEDI	Bexar	Y	T3
T1285079764_T3-122	T1285079764		BAYLOR COLLEGE OF MEDI	Bexar	Y	T3
T1285079764_T3-123	T1285079764		BAYLOR COLLEGE OF MEDI	Bexar	Y	T3
T1285079764_T3-124	T1285079764		BAYLOR COLLEGE OF MEDI	Bexar	Y	T3
T1285079764_T3-125	T1285079764		BAYLOR COLLEGE OF MEDI	Bexar	Y	T3
T1316936990_T2-103	T1316936990		UNIVERSITY MEDICAL CEN	El Paso	Y	T2
T1316936990_T2-104	T1316936990		UNIVERSITY MEDICAL CEN	El Paso	Y	T2
T1316936990_T2-112	T1316936990		UNIVERSITY MEDICAL CEN	El Paso	Y	T2
T1316936990_T2-113	T1316936990		UNIVERSITY MEDICAL CEN	El Paso	Y	T2
T1316936990_T2-114	T1316936990		UNIVERSITY MEDICAL CEN	El Paso	Y	T2
T1316936990_T2-115	T1316936990		UNIVERSITY MEDICAL CEN	El Paso	Y	T2
T1316936990_T2-116	T1316936990		UNIVERSITY MEDICAL CEN	El Paso	Y	T2
T1316936990_T2-117	T1316936990		UNIVERSITY MEDICAL CEN	El Paso	Y	T2
T1316936990_T2-118	T1316936990		UNIVERSITY MEDICAL CEN	El Paso	Y	T2
T1316936990_T2-119	T1316936990		UNIVERSITY MEDICAL CEN	El Paso	Y	T2
T1316936990_T3-102	T1316936990		UNIVERSITY MEDICAL CEN	El Paso	Y	T3
T1316936990_T3-121	T1316936990		UNIVERSITY MEDICAL CEN	El Paso	Y	T3
T1316936990_T3-122	T1316936990		UNIVERSITY MEDICAL CEN	El Paso	Y	T3
T1316936990_T3-123	T1316936990		UNIVERSITY MEDICAL CEN	El Paso	Y	T3
T1316936990_T3-124	T1316936990		UNIVERSITY MEDICAL CEN	El Paso	Y	T3
T1316936990_T3-125	T1316936990		UNIVERSITY MEDICAL CEN	El Paso	Y	T3
T1346652575_T2-103	T1346652575		CHRISTUS SANTA ROSA HE	Bexar	Y	T2
T1346652575_T2-104	T1346652575		CHRISTUS SANTA ROSA HE	Bexar	Y	T2

T1346652575_T2-112	T1346652575		CHRISTUS SANTA ROSA HE	Bexar	Y	T2
T1346652575_T2-113	T1346652575		CHRISTUS SANTA ROSA HE	Bexar	Y	T2
T1346652575_T2-114	T1346652575		CHRISTUS SANTA ROSA HE	Bexar	Y	T2
T1346652575_T2-115	T1346652575		CHRISTUS SANTA ROSA HE	Bexar	Y	T2
T1346652575_T2-116	T1346652575		CHRISTUS SANTA ROSA HE	Bexar	Y	T2
T1346652575_T2-117	T1346652575		CHRISTUS SANTA ROSA HE	Bexar	Y	T2
T1346652575_T2-118	T1346652575		CHRISTUS SANTA ROSA HE	Bexar	Y	T2
T1346652575_T2-119	T1346652575		CHRISTUS SANTA ROSA HE	Bexar	Y	T2
T1346652575_T3-102	T1346652575		CHRISTUS SANTA ROSA HE	Bexar	Y	T3
T1346652575_T3-121	T1346652575		CHRISTUS SANTA ROSA HE	Bexar	Y	T3
T1346652575_T3-122	T1346652575		CHRISTUS SANTA ROSA HE	Bexar	Y	T3
T1346652575_T3-123	T1346652575		CHRISTUS SANTA ROSA HE	Bexar	Y	T3
T1346652575_T3-124	T1346652575		CHRISTUS SANTA ROSA HE	Bexar	Y	T3
T1346652575_T3-125	T1346652575		CHRISTUS SANTA ROSA HE	Bexar	Y	T3
T1356361976_T3-102	T1356361976		MCALLEN HOSPITALIST GRO	Hidalgo	Y	T3
T1356361976_T3-121	T1356361976		MCALLEN HOSPITALIST GRO	Hidalgo	Y	T3
T1356361976_T3-122	T1356361976		MCALLEN HOSPITALIST GRO	Hidalgo	Y	T3
T1356361976_T3-123	T1356361976		MCALLEN HOSPITALIST GRO	Hidalgo	Y	T3
T1356361976_T3-124	T1356361976		MCALLEN HOSPITALIST GRO	Hidalgo	Y	T3
T1356361976_T3-125	T1356361976		MCALLEN HOSPITALIST GRO	Hidalgo	Y	T3
T1376598904_T3-102	T1376598904		COVENANT MEDICAL GROU	Lubbock	Y	T3
T1376598904_T3-121	T1376598904		COVENANT MEDICAL GROU	Lubbock	Y	T3
T1376598904_T3-122	T1376598904		COVENANT MEDICAL GROU	Lubbock	Y	T3
T1376598904_T3-123	T1376598904		COVENANT MEDICAL GROU	Lubbock	Y	T3
T1376598904_T3-124	T1376598904		COVENANT MEDICAL GROU	Lubbock	Y	T3
T1376598904_T3-125	T1376598904		COVENANT MEDICAL GROU	Lubbock	Y	T3
T1386933182_T3-102	T1386933182		SCOTT & WHITE CLINIC PE	MRSA Centra	Y	T3
T1386933182_T3-121	T1386933182		SCOTT & WHITE CLINIC PE	MRSA Centra	Y	T3
T1386933182_T3-122	T1386933182		SCOTT & WHITE CLINIC PE	MRSA Centra	Y	T3
T1386933182_T3-123	T1386933182		SCOTT & WHITE CLINIC PE	MRSA Centra	Y	T3
T1386933182_T3-124	T1386933182		SCOTT & WHITE CLINIC PE	MRSA Centra	Y	T3
T1386933182_T3-125	T1386933182		SCOTT & WHITE CLINIC PE	MRSA Centra	Y	T3
T1396961322_T3-102	T1396961322		HENDRICK PROVIDER NETV	MRSA West	Y	T3
T1396961322_T3-121	T1396961322		HENDRICK PROVIDER NETV	MRSA West	Y	T3
T1396961322_T3-122	T1396961322		HENDRICK PROVIDER NETV	MRSA West	Y	T3
T1396961322_T3-123	T1396961322		HENDRICK PROVIDER NETV	MRSA West	Y	T3
T1396961322_T3-124	T1396961322		HENDRICK PROVIDER NETV	MRSA West	Y	T3
T1396961322_T3-125	T1396961322		HENDRICK PROVIDER NETV	MRSA West	Y	T3
T1407047863_T3-102	T1407047863		REGIONAL CLINICS OF LON	MRSA Northe	Y	T3
T1407047863_T3-121	T1407047863		REGIONAL CLINICS OF LON	MRSA Northe	Y	T3
T1407047863_T3-122	T1407047863		REGIONAL CLINICS OF LON	MRSA Northe	Y	T3
T1407047863_T3-123	T1407047863		REGIONAL CLINICS OF LON	MRSA Northe	Y	T3
T1407047863_T3-124	T1407047863		REGIONAL CLINICS OF LON	MRSA Northe	Y	T3
T1407047863_T3-125	T1407047863		REGIONAL CLINICS OF LON	MRSA Northe	Y	T3
T1407845084_T2-103	T1407845084		TEXAS TECH UNIVERSITY H	MRSA West	Y	T2
T1407845084_T2-104	T1407845084		TEXAS TECH UNIVERSITY H	MRSA West	Y	T2
T1407845084_T2-112	T1407845084		TEXAS TECH UNIVERSITY H	MRSA West	Y	T2
T1407845084_T2-113	T1407845084		TEXAS TECH UNIVERSITY H	MRSA West	Y	T2
T1407845084_T2-114	T1407845084		TEXAS TECH UNIVERSITY H	MRSA West	Y	T2
T1407845084_T2-115	T1407845084		TEXAS TECH UNIVERSITY H	MRSA West	Y	T2
T1407845084_T2-116	T1407845084		TEXAS TECH UNIVERSITY H	MRSA West	Y	T2
T1407845084_T2-117	T1407845084		TEXAS TECH UNIVERSITY H	MRSA West	Y	T2
T1407845084_T2-118	T1407845084		TEXAS TECH UNIVERSITY H	MRSA West	Y	T2
T1407845084_T2-119	T1407845084		TEXAS TECH UNIVERSITY H	MRSA West	Y	T2
T1407845084_T3-102	T1407845084		TEXAS TECH UNIVERSITY H	MRSA West	Y	T3
T1407845084_T3-121	T1407845084		TEXAS TECH UNIVERSITY H	MRSA West	Y	T3
T1407845084_T3-122	T1407845084		TEXAS TECH UNIVERSITY H	MRSA West	Y	T3

T1407845084_T3-123	T1407845084		TEXAS TECH UNIVERSITY H	MRSA West	Y	T3
T1407845084_T3-124	T1407845084		TEXAS TECH UNIVERSITY H	MRSA West	Y	T3
T1407845084_T3-125	T1407845084		TEXAS TECH UNIVERSITY H	MRSA West	Y	T3
T1407890775_T3-102	T1407890775		UNITED REGIONAL PHYSICI	MRSA West	Y	T3
T1407890775_T3-121	T1407890775		UNITED REGIONAL PHYSICI	MRSA West	Y	T3
T1407890775_T3-122	T1407890775		UNITED REGIONAL PHYSICI	MRSA West	Y	T3
T1407890775_T3-123	T1407890775		UNITED REGIONAL PHYSICI	MRSA West	Y	T3
T1407890775_T3-124	T1407890775		UNITED REGIONAL PHYSICI	MRSA West	Y	T3
T1407890775_T3-125	T1407890775		UNITED REGIONAL PHYSICI	MRSA West	Y	T3
T1457382947_T2-103	T1457382947		CHRISTUS SPOHN HEALTH	Nueces	Y	T2
T1457382947_T2-104	T1457382947		CHRISTUS SPOHN HEALTH	Nueces	Y	T2
T1457382947_T2-112	T1457382947		CHRISTUS SPOHN HEALTH	Nueces	Y	T2
T1457382947_T2-113	T1457382947		CHRISTUS SPOHN HEALTH	Nueces	Y	T2
T1457382947_T2-114	T1457382947		CHRISTUS SPOHN HEALTH	Nueces	Y	T2
T1457382947_T2-115	T1457382947		CHRISTUS SPOHN HEALTH	Nueces	Y	T2
T1457382947_T2-116	T1457382947		CHRISTUS SPOHN HEALTH	Nueces	Y	T2
T1457382947_T2-117	T1457382947		CHRISTUS SPOHN HEALTH	Nueces	Y	T2
T1457382947_T2-118	T1457382947		CHRISTUS SPOHN HEALTH	Nueces	Y	T2
T1457382947_T2-119	T1457382947		CHRISTUS SPOHN HEALTH	Nueces	Y	T2
T1457382947_T3-102	T1457382947		CHRISTUS SPOHN HEALTH	Nueces	Y	T3
T1457382947_T3-121	T1457382947		CHRISTUS SPOHN HEALTH	Nueces	Y	T3
T1457382947_T3-122	T1457382947		CHRISTUS SPOHN HEALTH	Nueces	Y	T3
T1457382947_T3-123	T1457382947		CHRISTUS SPOHN HEALTH	Nueces	Y	T3
T1457382947_T3-124	T1457382947		CHRISTUS SPOHN HEALTH	Nueces	Y	T3
T1457382947_T3-125	T1457382947		CHRISTUS SPOHN HEALTH	Nueces	Y	T3
T1477960730_T2-103	T1477960730		UNIVERSITY OF TEXAS RIO	Hidalgo	Y	T2
T1477960730_T2-104	T1477960730		UNIVERSITY OF TEXAS RIO	Hidalgo	Y	T2
T1477960730_T2-112	T1477960730		UNIVERSITY OF TEXAS RIO	Hidalgo	Y	T2
T1477960730_T2-113	T1477960730		UNIVERSITY OF TEXAS RIO	Hidalgo	Y	T2
T1477960730_T2-114	T1477960730		UNIVERSITY OF TEXAS RIO	Hidalgo	Y	T2
T1477960730_T2-115	T1477960730		UNIVERSITY OF TEXAS RIO	Hidalgo	Y	T2
T1477960730_T2-116	T1477960730		UNIVERSITY OF TEXAS RIO	Hidalgo	Y	T2
T1477960730_T2-117	T1477960730		UNIVERSITY OF TEXAS RIO	Hidalgo	Y	T2
T1477960730_T2-118	T1477960730		UNIVERSITY OF TEXAS RIO	Hidalgo	Y	T2
T1477960730_T2-119	T1477960730		UNIVERSITY OF TEXAS RIO	Hidalgo	Y	T2
T1477960730_T3-102	T1477960730		UNIVERSITY OF TEXAS RIO	Hidalgo	Y	T3
T1477960730_T3-121	T1477960730		UNIVERSITY OF TEXAS RIO	Hidalgo	Y	T3
T1477960730_T3-122	T1477960730		UNIVERSITY OF TEXAS RIO	Hidalgo	Y	T3
T1477960730_T3-123	T1477960730		UNIVERSITY OF TEXAS RIO	Hidalgo	Y	T3
T1477960730_T3-124	T1477960730		UNIVERSITY OF TEXAS RIO	Hidalgo	Y	T3
T1477960730_T3-125	T1477960730		UNIVERSITY OF TEXAS RIO	Hidalgo	Y	T3
T1497179147_T3-102	T1497179147		1ST CHOICE PEDIATRICS	MRSA Northe	Y	T3
T1497179147_T3-121	T1497179147		1ST CHOICE PEDIATRICS	MRSA Northe	Y	T3
T1497179147_T3-122	T1497179147		1ST CHOICE PEDIATRICS	MRSA Northe	Y	T3
T1497179147_T3-123	T1497179147		1ST CHOICE PEDIATRICS	MRSA Northe	Y	T3
T1497179147_T3-124	T1497179147		1ST CHOICE PEDIATRICS	MRSA Northe	Y	T3
T1497179147_T3-125	T1497179147		1ST CHOICE PEDIATRICS	MRSA Northe	Y	T3
T1508884412_T3-102	T1508884412		SAENZ MEDICAL CENTER	Hidalgo	Y	T3
T1508884412_T3-121	T1508884412		SAENZ MEDICAL CENTER	Hidalgo	Y	T3
T1508884412_T3-122	T1508884412		SAENZ MEDICAL CENTER	Hidalgo	Y	T3
T1508884412_T3-123	T1508884412		SAENZ MEDICAL CENTER	Hidalgo	Y	T3
T1508884412_T3-124	T1508884412		SAENZ MEDICAL CENTER	Hidalgo	Y	T3
T1508884412_T3-125	T1508884412		SAENZ MEDICAL CENTER	Hidalgo	Y	T3
T1528195062_T3-102	T1528195062		CORYELL MEMORIAL HEAL	MRSA Centra	Y	T3
T1528195062_T3-121	T1528195062		CORYELL MEMORIAL HEAL	MRSA Centra	Y	T3
T1528195062_T3-122	T1528195062		CORYELL MEMORIAL HEAL	MRSA Centra	Y	T3
T1528195062_T3-123	T1528195062		CORYELL MEMORIAL HEAL	MRSA Centra	Y	T3

T1528195062_T3-124	T1528195062		CORYELL MEMORIAL HEAL	MRSA Centra	Y	T3
T1528195062_T3-125	T1528195062		CORYELL MEMORIAL HEAL	MRSA Centra	Y	T3
T1598248080_T3-102	T1598248080		TCP - UNIVERSITY OF PEDIA	MRSA Centra	Y	T3
T1598248080_T3-121	T1598248080		TCP - UNIVERSITY OF PEDIA	MRSA Centra	Y	T3
T1598248080_T3-122	T1598248080		TCP - UNIVERSITY OF PEDIA	MRSA Centra	Y	T3
T1598248080_T3-123	T1598248080		TCP - UNIVERSITY OF PEDIA	MRSA Centra	Y	T3
T1598248080_T3-124	T1598248080		TCP - UNIVERSITY OF PEDIA	MRSA Centra	Y	T3
T1598248080_T3-125	T1598248080		TCP - UNIVERSITY OF PEDIA	MRSA Centra	Y	T3
T1609382662_T2-103	T1609382662		ETMC PHYSICIAN GROUP II	MRSA Northe	Y	T2
T1609382662_T2-104	T1609382662		ETMC PHYSICIAN GROUP II	MRSA Northe	Y	T2
T1609382662_T2-112	T1609382662		ETMC PHYSICIAN GROUP II	MRSA Northe	Y	T2
T1609382662_T2-113	T1609382662		ETMC PHYSICIAN GROUP II	MRSA Northe	Y	T2
T1609382662_T2-114	T1609382662		ETMC PHYSICIAN GROUP II	MRSA Northe	Y	T2
T1609382662_T2-115	T1609382662		ETMC PHYSICIAN GROUP II	MRSA Northe	Y	T2
T1609382662_T2-116	T1609382662		ETMC PHYSICIAN GROUP II	MRSA Northe	Y	T2
T1609382662_T2-117	T1609382662		ETMC PHYSICIAN GROUP II	MRSA Northe	Y	T2
T1609382662_T2-118	T1609382662		ETMC PHYSICIAN GROUP II	MRSA Northe	Y	T2
T1609382662_T2-119	T1609382662		ETMC PHYSICIAN GROUP II	MRSA Northe	Y	T2
T1609382662_T3-102	T1609382662		ETMC PHYSICIAN GROUP II	MRSA Northe	Y	T3
T1609382662_T3-121	T1609382662		ETMC PHYSICIAN GROUP II	MRSA Northe	Y	T3
T1609382662_T3-122	T1609382662		ETMC PHYSICIAN GROUP II	MRSA Northe	Y	T3
T1609382662_T3-123	T1609382662		ETMC PHYSICIAN GROUP II	MRSA Northe	Y	T3
T1609382662_T3-124	T1609382662		ETMC PHYSICIAN GROUP II	MRSA Northe	Y	T3
T1609382662_T3-125	T1609382662		ETMC PHYSICIAN GROUP II	MRSA Northe	Y	T3
T1619399128_T3-102	T1619399128		YOAKUM FAMILY PRACTICE	MRSA Centra	Y	T3
T1619399128_T3-121	T1619399128		YOAKUM FAMILY PRACTICE	MRSA Centra	Y	T3
T1619399128_T3-122	T1619399128		YOAKUM FAMILY PRACTICE	MRSA Centra	Y	T3
T1619399128_T3-123	T1619399128		YOAKUM FAMILY PRACTICE	MRSA Centra	Y	T3
T1619399128_T3-124	T1619399128		YOAKUM FAMILY PRACTICE	MRSA Centra	Y	T3
T1619399128_T3-125	T1619399128		YOAKUM FAMILY PRACTICE	MRSA Centra	Y	T3
T1649232984_T3-102	T1649232984		REGIONAL EMPLOYEE ASSI	Dallas	Y	T3
T1649232984_T3-121	T1649232984		REGIONAL EMPLOYEE ASSI	Dallas	Y	T3
T1649232984_T3-122	T1649232984		REGIONAL EMPLOYEE ASSI	Dallas	Y	T3
T1649232984_T3-123	T1649232984		REGIONAL EMPLOYEE ASSI	Dallas	Y	T3
T1649232984_T3-124	T1649232984		REGIONAL EMPLOYEE ASSI	Dallas	Y	T3
T1649232984_T3-125	T1649232984		REGIONAL EMPLOYEE ASSI	Dallas	Y	T3
T1649294323_T3-102	T1649294323		BAYLOR SCOTT & WHITE M	MRSA Centra	Y	T3
T1649294323_T3-121	T1649294323		BAYLOR SCOTT & WHITE M	MRSA Centra	Y	T3
T1649294323_T3-122	T1649294323		BAYLOR SCOTT & WHITE M	MRSA Centra	Y	T3
T1649294323_T3-123	T1649294323		BAYLOR SCOTT & WHITE M	MRSA Centra	Y	T3
T1649294323_T3-124	T1649294323		BAYLOR SCOTT & WHITE M	MRSA Centra	Y	T3
T1649294323_T3-125	T1649294323		BAYLOR SCOTT & WHITE M	MRSA Centra	Y	T3
T1649391269_T3-102	T1649391269		MCH PROCARE	MRSA West	Y	T3
T1649391269_T3-121	T1649391269		MCH PROCARE	MRSA West	Y	T3
T1649391269_T3-122	T1649391269		MCH PROCARE	MRSA West	Y	T3
T1649391269_T3-123	T1649391269		MCH PROCARE	MRSA West	Y	T3
T1649391269_T3-124	T1649391269		MCH PROCARE	MRSA West	Y	T3
T1649391269_T3-125	T1649391269		MCH PROCARE	MRSA West	Y	T3
T1669584272_T3-102	T1669584272		COPPELL PEDIATRICS ASSO	Dallas	Y	T3
T1669584272_T3-121	T1669584272		COPPELL PEDIATRICS ASSO	Dallas	Y	T3
T1669584272_T3-122	T1669584272		COPPELL PEDIATRICS ASSO	Dallas	Y	T3
T1669584272_T3-123	T1669584272		COPPELL PEDIATRICS ASSO	Dallas	Y	T3
T1669584272_T3-124	T1669584272		COPPELL PEDIATRICS ASSO	Dallas	Y	T3
T1669584272_T3-125	T1669584272		COPPELL PEDIATRICS ASSO	Dallas	Y	T3
T1679719801_T3-102	T1679719801		WISE CLINICAL CARE ASSO	Tarrant	Y	T3
T1679719801_T3-121	T1679719801		WISE CLINICAL CARE ASSO	Tarrant	Y	T3
T1679719801_T3-122	T1679719801		WISE CLINICAL CARE ASSO	Tarrant	Y	T3

T1679719801_T3-123	T1679719801		WISE CLINICAL CARE ASSO	Tarrant	Y	T3
T1679719801_T3-124	T1679719801		WISE CLINICAL CARE ASSO	Tarrant	Y	T3
T1679719801_T3-125	T1679719801		WISE CLINICAL CARE ASSO	Tarrant	Y	T3
T1679825681_T3-102	T1679825681		WOMEN'S HEALTH INSTITU	Hidalgo	Y	T3
T1679825681_T3-121	T1679825681		WOMEN'S HEALTH INSTITU	Hidalgo	Y	T3
T1679825681_T3-122	T1679825681		WOMEN'S HEALTH INSTITU	Hidalgo	Y	T3
T1679825681_T3-123	T1679825681		WOMEN'S HEALTH INSTITU	Hidalgo	Y	T3
T1679825681_T3-124	T1679825681		WOMEN'S HEALTH INSTITU	Hidalgo	Y	T3
T1679825681_T3-125	T1679825681		WOMEN'S HEALTH INSTITU	Hidalgo	Y	T3
T1699062349_T3-102	T1699062349		SPECIALTY ASSOCIATES OF	Harris	N	T3
T1699062349_T3-121	T1699062349		SPECIALTY ASSOCIATES OF	Harris	N	T3
T1699062349_T3-122	T1699062349		SPECIALTY ASSOCIATES OF	Harris	N	T3
T1699062349_T3-123	T1699062349		SPECIALTY ASSOCIATES OF	Harris	N	T3
T1699062349_T3-124	T1699062349		SPECIALTY ASSOCIATES OF	Harris	N	T3
T1699062349_T3-125	T1699062349		SPECIALTY ASSOCIATES OF	Harris	N	T3
T1700297405_T3-102	T1700297405		BROWNSVILLE KIDDIE HEA	Hidalgo	Y	T3
T1700297405_T3-121	T1700297405		BROWNSVILLE KIDDIE HEA	Hidalgo	Y	T3
T1700297405_T3-122	T1700297405		BROWNSVILLE KIDDIE HEA	Hidalgo	Y	T3
T1700297405_T3-123	T1700297405		BROWNSVILLE KIDDIE HEA	Hidalgo	Y	T3
T1700297405_T3-124	T1700297405		BROWNSVILLE KIDDIE HEA	Hidalgo	Y	T3
T1700297405_T3-125	T1700297405		BROWNSVILLE KIDDIE HEA	Hidalgo	Y	T3
T1720051717_T2-103	T1720051717		UT HEALTH PHYSICIANS	Bexar	Y	T2
T1720051717_T2-104	T1720051717		UT HEALTH PHYSICIANS	Bexar	Y	T2
T1720051717_T2-112	T1720051717		UT HEALTH PHYSICIANS	Bexar	Y	T2
T1720051717_T2-113	T1720051717		UT HEALTH PHYSICIANS	Bexar	Y	T2
T1720051717_T2-114	T1720051717		UT HEALTH PHYSICIANS	Bexar	Y	T2
T1720051717_T2-115	T1720051717		UT HEALTH PHYSICIANS	Bexar	Y	T2
T1720051717_T2-116	T1720051717		UT HEALTH PHYSICIANS	Bexar	Y	T2
T1720051717_T2-117	T1720051717		UT HEALTH PHYSICIANS	Bexar	Y	T2
T1720051717_T2-118	T1720051717		UT HEALTH PHYSICIANS	Bexar	Y	T2
T1720051717_T2-119	T1720051717		UT HEALTH PHYSICIANS	Bexar	Y	T2
T1720051717_T3-102	T1720051717		UT HEALTH PHYSICIANS	Bexar	Y	T3
T1720051717_T3-121	T1720051717		UT HEALTH PHYSICIANS	Bexar	Y	T3
T1720051717_T3-122	T1720051717		UT HEALTH PHYSICIANS	Bexar	Y	T3
T1720051717_T3-123	T1720051717		UT HEALTH PHYSICIANS	Bexar	Y	T3
T1720051717_T3-124	T1720051717		UT HEALTH PHYSICIANS	Bexar	Y	T3
T1720051717_T3-125	T1720051717		UT HEALTH PHYSICIANS	Bexar	Y	T3
T1740233592_T3-102	T1740233592		TEXOMACARE	MRSA North	Y	T3
T1740233592_T3-121	T1740233592		TEXOMACARE	MRSA North	Y	T3
T1740233592_T3-122	T1740233592		TEXOMACARE	MRSA North	Y	T3
T1740233592_T3-123	T1740233592		TEXOMACARE	MRSA North	Y	T3
T1740233592_T3-124	T1740233592		TEXOMACARE	MRSA North	Y	T3
T1740233592_T3-125	T1740233592		TEXOMACARE	MRSA North	Y	T3
T1760488936_T3-102	T1760488936		HEALTHTEXAS PROVIDER N	Dallas	Y	T3
T1760488936_T3-121	T1760488936		HEALTHTEXAS PROVIDER N	Dallas	Y	T3
T1760488936_T3-122	T1760488936		HEALTHTEXAS PROVIDER N	Dallas	Y	T3
T1760488936_T3-123	T1760488936		HEALTHTEXAS PROVIDER N	Dallas	Y	T3
T1760488936_T3-124	T1760488936		HEALTHTEXAS PROVIDER N	Dallas	Y	T3
T1760488936_T3-125	T1760488936		HEALTHTEXAS PROVIDER N	Dallas	Y	T3
T1770587149_T3-102	T1770587149		SHANNON CLINIC	MRSA West	Y	T3
T1770587149_T3-121	T1770587149		SHANNON CLINIC	MRSA West	Y	T3
T1770587149_T3-122	T1770587149		SHANNON CLINIC	MRSA West	Y	T3
T1770587149_T3-123	T1770587149		SHANNON CLINIC	MRSA West	Y	T3
T1770587149_T3-124	T1770587149		SHANNON CLINIC	MRSA West	Y	T3
T1770587149_T3-125	T1770587149		SHANNON CLINIC	MRSA West	Y	T3
T1770800575_T3-102	T1770800575		PETERSON MEDICAL ASSO	MRSA West	Y	T3
T1770800575_T3-121	T1770800575		PETERSON MEDICAL ASSO	MRSA West	Y	T3

T1770800575_T3-122	T1770800575		PETERSON MEDICAL ASSOC	MRSA West	Y	T3
T1770800575_T3-123	T1770800575		PETERSON MEDICAL ASSOC	MRSA West	Y	T3
T1770800575_T3-124	T1770800575		PETERSON MEDICAL ASSOC	MRSA West	Y	T3
T1770800575_T3-125	T1770800575		PETERSON MEDICAL ASSOC	MRSA West	Y	T3
T1780008904_T3-102	T1780008904		NORTHWEST TEXAS WYAT	Lubbock	Y	T3
T1780008904_T3-121	T1780008904		NORTHWEST TEXAS WYAT	Lubbock	Y	T3
T1780008904_T3-122	T1780008904		NORTHWEST TEXAS WYAT	Lubbock	Y	T3
T1780008904_T3-123	T1780008904		NORTHWEST TEXAS WYAT	Lubbock	Y	T3
T1780008904_T3-124	T1780008904		NORTHWEST TEXAS WYAT	Lubbock	Y	T3
T1780008904_T3-125	T1780008904		NORTHWEST TEXAS WYAT	Lubbock	Y	T3
T1780076562_T3-102	T1780076562		ACCLAIM PHYSICIAN GROU	Tarrant	Y	T3
T1780076562_T3-121	T1780076562		ACCLAIM PHYSICIAN GROU	Tarrant	Y	T3
T1780076562_T3-122	T1780076562		ACCLAIM PHYSICIAN GROU	Tarrant	Y	T3
T1780076562_T3-123	T1780076562		ACCLAIM PHYSICIAN GROU	Tarrant	Y	T3
T1780076562_T3-124	T1780076562		ACCLAIM PHYSICIAN GROU	Tarrant	Y	T3
T1780076562_T3-125	T1780076562		ACCLAIM PHYSICIAN GROU	Tarrant	Y	T3
T1801856786_T3-102	T1801856786		CHILDREN'S PHYSICIAN SEF	Nueces	Y	T3
T1801856786_T3-121	T1801856786		CHILDREN'S PHYSICIAN SEF	Nueces	Y	T3
T1801856786_T3-122	T1801856786		CHILDREN'S PHYSICIAN SEF	Nueces	Y	T3
T1801856786_T3-123	T1801856786		CHILDREN'S PHYSICIAN SEF	Nueces	Y	T3
T1801856786_T3-124	T1801856786		CHILDREN'S PHYSICIAN SEF	Nueces	Y	T3
T1801856786_T3-125	T1801856786		CHILDREN'S PHYSICIAN SEF	Nueces	Y	T3
T1821085721_T3-102	T1821085721		PEDIATRIC CLINIC, P.A.	MRSA Northe	Y	T3
T1821085721_T3-121	T1821085721		PEDIATRIC CLINIC, P.A.	MRSA Northe	Y	T3
T1821085721_T3-122	T1821085721		PEDIATRIC CLINIC, P.A.	MRSA Northe	Y	T3
T1821085721_T3-123	T1821085721		PEDIATRIC CLINIC, P.A.	MRSA Northe	Y	T3
T1821085721_T3-124	T1821085721		PEDIATRIC CLINIC, P.A.	MRSA Northe	Y	T3
T1821085721_T3-125	T1821085721		PEDIATRIC CLINIC, P.A.	MRSA Northe	Y	T3
T1841497153_T3-102	T1841497153		GOLDEN PLAINS COMMUN	Lubbock	Y	T3
T1841497153_T3-121	T1841497153		GOLDEN PLAINS COMMUN	Lubbock	Y	T3
T1841497153_T3-122	T1841497153		GOLDEN PLAINS COMMUN	Lubbock	Y	T3
T1841497153_T3-123	T1841497153		GOLDEN PLAINS COMMUN	Lubbock	Y	T3
T1841497153_T3-124	T1841497153		GOLDEN PLAINS COMMUN	Lubbock	Y	T3
T1841497153_T3-125	T1841497153		GOLDEN PLAINS COMMUN	Lubbock	Y	T3
T1891122198_T3-102	T1891122198		GRAYSON COUNTY HEALTH	MRSA Northe	Y	T3
T1891122198_T3-121	T1891122198		GRAYSON COUNTY HEALTH	MRSA Northe	Y	T3
T1891122198_T3-122	T1891122198		GRAYSON COUNTY HEALTH	MRSA Northe	Y	T3
T1891122198_T3-123	T1891122198		GRAYSON COUNTY HEALTH	MRSA Northe	Y	T3
T1891122198_T3-124	T1891122198		GRAYSON COUNTY HEALTH	MRSA Northe	Y	T3
T1891122198_T3-125	T1891122198		GRAYSON COUNTY HEALTH	MRSA Northe	Y	T3
T1891730396_T3-102	T1891730396		METROPLEX CLINIC PHYSIC	MRSA Centra	Y	T3
T1891730396_T3-121	T1891730396		METROPLEX CLINIC PHYSIC	MRSA Centra	Y	T3
T1891730396_T3-122	T1891730396		METROPLEX CLINIC PHYSIC	MRSA Centra	Y	T3
T1891730396_T3-123	T1891730396		METROPLEX CLINIC PHYSIC	MRSA Centra	Y	T3
T1891730396_T3-124	T1891730396		METROPLEX CLINIC PHYSIC	MRSA Centra	Y	T3
T1891730396_T3-125	T1891730396		METROPLEX CLINIC PHYSIC	MRSA Centra	Y	T3
T1922061993_T3-102	T1922061993		SCOTT & WHITE CLINIC BC	MRSA Centra	Y	T3
T1922061993_T3-121	T1922061993		SCOTT & WHITE CLINIC BC	MRSA Centra	Y	T3
T1922061993_T3-122	T1922061993		SCOTT & WHITE CLINIC BC	MRSA Centra	Y	T3
T1922061993_T3-123	T1922061993		SCOTT & WHITE CLINIC BC	MRSA Centra	Y	T3
T1922061993_T3-124	T1922061993		SCOTT & WHITE CLINIC BC	MRSA Centra	Y	T3
T1922061993_T3-125	T1922061993		SCOTT & WHITE CLINIC BC	MRSA Centra	Y	T3
T1942241146_T2-103	T1942241146		UTMB FACULTY GROUP PR	Harris	Y	T2
T1942241146_T2-104	T1942241146		UTMB FACULTY GROUP PR	Harris	Y	T2
T1942241146_T2-112	T1942241146		UTMB FACULTY GROUP PR	Harris	Y	T2
T1942241146_T2-113	T1942241146		UTMB FACULTY GROUP PR	Harris	Y	T2
T1942241146_T2-114	T1942241146		UTMB FACULTY GROUP PR	Harris	Y	T2

T1942241146_T2-115	T1942241146		UTMB FACULTY GROUP PR Harris	Y	T2
T1942241146_T2-116	T1942241146		UTMB FACULTY GROUP PR Harris	Y	T2
T1942241146_T2-117	T1942241146		UTMB FACULTY GROUP PR Harris	Y	T2
T1942241146_T2-118	T1942241146		UTMB FACULTY GROUP PR Harris	Y	T2
T1942241146_T2-119	T1942241146		UTMB FACULTY GROUP PR Harris	Y	T2
T1942241146_T3-102	T1942241146		UTMB FACULTY GROUP PR Harris	Y	T3
T1942241146_T3-121	T1942241146		UTMB FACULTY GROUP PR Harris	Y	T3
T1942241146_T3-122	T1942241146		UTMB FACULTY GROUP PR Harris	Y	T3
T1942241146_T3-123	T1942241146		UTMB FACULTY GROUP PR Harris	Y	T3
T1942241146_T3-124	T1942241146		UTMB FACULTY GROUP PR Harris	Y	T3
T1942241146_T3-125	T1942241146		UTMB FACULTY GROUP PR Harris	Y	T3

Measure ID	Measure Name	Measure Type	DSRIP DY7-10 Measure ID	Required Reporting Payer Type	Directionality	Y1R2 Reporting Period
T2-103	Preventive Care and Screening	Process	C1-269	Medicaid Managed Care, Other	Positive	Apr 2022
T2-104	Preventive Care & Screening	Process	C1-105	Medicaid Managed Care, Other	Positive	Apr 2022
T2-112	Cervical Cancer Screening	Process	C2-106	Medicaid Managed Care, Other	Positive	Apr 2022
T2-113	Childhood Immunization	Process	D1-108	Medicaid Managed Care, Other	Positive	Apr 2022
T2-114	Immunization for Adolescents	Process	D1-271	Medicaid Managed Care, Other	Positive	Apr 2022
T2-115	Preventive Care and Screening	Process	H1-146	Medicaid Managed Care, Other	Positive	Apr 2022
T2-116	Comprehensive Diabetes	Process	C1-113	Medicaid Managed Care, Other	Positive	Apr 2022
T2-117	Tobacco Use and Help	Process	D1-400	Medicaid Managed Care, Other	Positive	Apr 2022
T2-118	Chlamydia Screening in	Process	C1-280	Medicaid Managed Care, Other	Positive	Apr 2022
T2-119	Controlling High Blood	Outcome	A2-103	Medicaid Managed Care, Other	Positive	Apr 2022
T3-102	Comprehensive Diabetes	Outcome	A1-115	Medicaid Managed Care, Other	Negative	Apr 2022
T3-121	Food Insecurity Screen	Process	NA	Medicaid Managed Care, Other	Positive	Apr 2022
T3-122	Maternity Care: Post-Partum	Process	E1-235	Medicaid Managed Care, Other	Positive	Apr 2022
T3-123	Behavioral Health Risk	Process	E1-300	Medicaid Managed Care, Other	Positive	Apr 2022
T3-124	Depression Response and	Outcome	M1-165	Medicaid Managed Care, Other	Positive	Apr 2022
T3-125	Weight Assessment and	Process	D1-211	Medicaid Managed Care, Other	Positive	Apr 2022
T2-103	Preventive Care and Screening	Process	C1-269	Medicaid Managed Care, Other	Positive	Apr 2022
T2-104	Preventive Care & Screening	Process	C1-105	Medicaid Managed Care, Other	Positive	Apr 2022
T2-112	Cervical Cancer Screening	Process	C2-106	Medicaid Managed Care, Other	Positive	Apr 2022
T2-113	Childhood Immunization	Process	D1-108	Medicaid Managed Care, Other	Positive	Apr 2022
T2-114	Immunization for Adolescents	Process	D1-271	Medicaid Managed Care, Other	Positive	Apr 2022
T2-115	Preventive Care and Screening	Process	H1-146	Medicaid Managed Care, Other	Positive	Apr 2022
T2-116	Comprehensive Diabetes	Process	C1-113	Medicaid Managed Care, Other	Positive	Apr 2022
T2-117	Tobacco Use and Help	Process	D1-400	Medicaid Managed Care, Other	Positive	Apr 2022
T2-118	Chlamydia Screening in	Process	C1-280	Medicaid Managed Care, Other	Positive	Apr 2022
T2-119	Controlling High Blood	Outcome	A2-103	Medicaid Managed Care, Other	Positive	Apr 2022
T3-102	Comprehensive Diabetes	Outcome	A1-115	Medicaid Managed Care, Other	Negative	Apr 2022
T3-121	Food Insecurity Screen	Process	NA	Medicaid Managed Care, Other	Positive	Apr 2022
T3-122	Maternity Care: Post-Partum	Process	E1-235	Medicaid Managed Care, Other	Positive	Apr 2022
T3-123	Behavioral Health Risk	Process	E1-300	Medicaid Managed Care, Other	Positive	Apr 2022
T3-124	Depression Response and	Outcome	M1-165	Medicaid Managed Care, Other	Positive	Apr 2022
T3-125	Weight Assessment and	Process	D1-211	Medicaid Managed Care, Other	Positive	Apr 2022
T2-103	Preventive Care and Screening	Process	C1-269	Medicaid Managed Care, Other	Positive	Apr 2022
T2-104	Preventive Care & Screening	Process	C1-105	Medicaid Managed Care, Other	Positive	Apr 2022
T2-112	Cervical Cancer Screening	Process	C2-106	Medicaid Managed Care, Other	Positive	Apr 2022
T2-113	Childhood Immunization	Process	D1-108	Medicaid Managed Care, Other	Positive	Apr 2022
T2-114	Immunization for Adolescents	Process	D1-271	Medicaid Managed Care, Other	Positive	Apr 2022
T2-115	Preventive Care and Screening	Process	H1-146	Medicaid Managed Care, Other	Positive	Apr 2022
T2-116	Comprehensive Diabetes	Process	C1-113	Medicaid Managed Care, Other	Positive	Apr 2022
T2-117	Tobacco Use and Help	Process	D1-400	Medicaid Managed Care, Other	Positive	Apr 2022
T2-118	Chlamydia Screening in	Process	C1-280	Medicaid Managed Care, Other	Positive	Apr 2022
T2-119	Controlling High Blood	Outcome	A2-103	Medicaid Managed Care, Other	Positive	Apr 2022
T3-102	Comprehensive Diabetes	Outcome	A1-115	Medicaid Managed Care, Other	Negative	Apr 2022
T3-121	Food Insecurity Screen	Process	NA	Medicaid Managed Care, Other	Positive	Apr 2022
T3-122	Maternity Care: Post-Partum	Process	E1-235	Medicaid Managed Care, Other	Positive	Apr 2022
T3-123	Behavioral Health Risk	Process	E1-300	Medicaid Managed Care, Other	Positive	Apr 2022
T3-124	Depression Response and	Outcome	M1-165	Medicaid Managed Care, Other	Positive	Apr 2022
T3-125	Weight Assessment and	Process	D1-211	Medicaid Managed Care, Other	Positive	Apr 2022
T2-103	Preventive Care and Screening	Process	C1-269	Medicaid Managed Care, Other	Positive	Apr 2022

[illegible]

T3-124	Depression Response & Outcome	M1-165	Medicaid Managed Care, Ot	Positive	Apr 2022
T3-125	Weight Assessment an Process	D1-211	Medicaid Managed Care, Ot	Positive	Apr 2022
T2-103	Preventive Care and Sc Process	C1-269	Medicaid Managed Care, Ot	Positive	Apr 2022
T2-104	Preventive Care & Scre Process	C1-105	Medicaid Managed Care, Ot	Positive	Apr 2022
T2-112	Cervical Cancer Screen Process	C2-106	Medicaid Managed Care, Ot	Positive	Apr 2022
T2-113	Childhood Immunizatio Process	D1-108	Medicaid Managed Care, Ot	Positive	Apr 2022
T2-114	Immunization for Adol Process	D1-271	Medicaid Managed Care, Ot	Positive	Apr 2022
T2-115	Preventive Care and Sc Process	H1-146	Medicaid Managed Care, Ot	Positive	Apr 2022
T2-116	Comprehensive Diabet Process	C1-113	Medicaid Managed Care, Ot	Positive	Apr 2022
T2-117	Tobacco Use and Help Process	D1-400	Medicaid Managed Care, Ot	Positive	Apr 2022
T2-118	Chlamydia Screening ir Process	C1-280	Medicaid Managed Care, Ot	Positive	Apr 2022
T2-119	Controlling High Blood Outcome	A2-103	Medicaid Managed Care, Ot	Positive	Apr 2022
T3-102	Comprehensive Diabet Outcome	A1-115	Medicaid Managed Care, Ot	Negative	Apr 2022
T3-121	Food Insecurity Screen Process	NA	Medicaid Managed Care, Ot	Positive	Apr 2022
T3-122	Maternity Care: Post-P Process	E1-235	Medicaid Managed Care, Ot	Positive	Apr 2022
T3-123	Behavioral Health Risk Process	E1-300	Medicaid Managed Care, Ot	Positive	Apr 2022
T3-124	Depression Response & Outcome	M1-165	Medicaid Managed Care, Ot	Positive	Apr 2022
T3-125	Weight Assessment an Process	D1-211	Medicaid Managed Care, Ot	Positive	Apr 2022
T2-103	Preventive Care and Sc Process	C1-269	Medicaid Managed Care, Ot	Positive	Apr 2022
T2-104	Preventive Care & Scre Process	C1-105	Medicaid Managed Care, Ot	Positive	Apr 2022
T2-112	Cervical Cancer Screen Process	C2-106	Medicaid Managed Care, Ot	Positive	Apr 2022
T2-113	Childhood Immunizatio Process	D1-108	Medicaid Managed Care, Ot	Positive	Apr 2022
T2-114	Immunization for Adol Process	D1-271	Medicaid Managed Care, Ot	Positive	Apr 2022
T2-115	Preventive Care and Sc Process	H1-146	Medicaid Managed Care, Ot	Positive	Apr 2022
T2-116	Comprehensive Diabet Process	C1-113	Medicaid Managed Care, Ot	Positive	Apr 2022
T2-117	Tobacco Use and Help Process	D1-400	Medicaid Managed Care, Ot	Positive	Apr 2022
T2-118	Chlamydia Screening ir Process	C1-280	Medicaid Managed Care, Ot	Positive	Apr 2022
T2-119	Controlling High Blood Outcome	A2-103	Medicaid Managed Care, Ot	Positive	Apr 2022
T3-102	Comprehensive Diabet Outcome	A1-115	Medicaid Managed Care, Ot	Negative	Apr 2022
T3-121	Food Insecurity Screen Process	NA	Medicaid Managed Care, Ot	Positive	Apr 2022
T3-122	Maternity Care: Post-P Process	E1-235	Medicaid Managed Care, Ot	Positive	Apr 2022
T3-123	Behavioral Health Risk Process	E1-300	Medicaid Managed Care, Ot	Positive	Apr 2022
T3-124	Depression Response & Outcome	M1-165	Medicaid Managed Care, Ot	Positive	Apr 2022
T3-125	Weight Assessment an Process	D1-211	Medicaid Managed Care, Ot	Positive	Apr 2022
T2-103	Preventive Care and Sc Process	C1-269	Medicaid Managed Care, Ot	Positive	Apr 2022
T2-104	Preventive Care & Scre Process	C1-105	Medicaid Managed Care, Ot	Positive	Apr 2022
T2-112	Cervical Cancer Screen Process	C2-106	Medicaid Managed Care, Ot	Positive	Apr 2022
T2-113	Childhood Immunizatio Process	D1-108	Medicaid Managed Care, Ot	Positive	Apr 2022
T2-114	Immunization for Adol Process	D1-271	Medicaid Managed Care, Ot	Positive	Apr 2022
T2-115	Preventive Care and Sc Process	H1-146	Medicaid Managed Care, Ot	Positive	Apr 2022
T2-116	Comprehensive Diabet Process	C1-113	Medicaid Managed Care, Ot	Positive	Apr 2022
T2-117	Tobacco Use and Help Process	D1-400	Medicaid Managed Care, Ot	Positive	Apr 2022
T2-118	Chlamydia Screening ir Process	C1-280	Medicaid Managed Care, Ot	Positive	Apr 2022
T2-119	Controlling High Blood Outcome	A2-103	Medicaid Managed Care, Ot	Positive	Apr 2022
T3-102	Comprehensive Diabet Outcome	A1-115	Medicaid Managed Care, Ot	Negative	Apr 2022
T3-121	Food Insecurity Screen Process	NA	Medicaid Managed Care, Ot	Positive	Apr 2022
T3-122	Maternity Care: Post-P Process	E1-235	Medicaid Managed Care, Ot	Positive	Apr 2022
T3-123	Behavioral Health Risk Process	E1-300	Medicaid Managed Care, Ot	Positive	Apr 2022
T3-124	Depression Response & Outcome	M1-165	Medicaid Managed Care, Ot	Positive	Apr 2022
T3-125	Weight Assessment an Process	D1-211	Medicaid Managed Care, Ot	Positive	Apr 2022
T3-102	Comprehensive Diabet Outcome	A1-115	Medicaid Managed Care, Ot	Negative	Apr 2022
T3-121	Food Insecurity Screen Process	NA	Medicaid Managed Care, Ot	Positive	Apr 2022
T3-122	Maternity Care: Post-P Process	E1-235	Medicaid Managed Care, Ot	Positive	Apr 2022
T3-123	Behavioral Health Risk Process	E1-300	Medicaid Managed Care, Ot	Positive	Apr 2022
T3-124	Depression Response & Outcome	M1-165	Medicaid Managed Care, Ot	Positive	Apr 2022
T3-125	Weight Assessment an Process	D1-211	Medicaid Managed Care, Ot	Positive	Apr 2022
T3-102	Comprehensive Diabet Outcome	A1-115	Medicaid Managed Care, Ot	Negative	Apr 2022

[illegible]

T3-124	Depression Response & Outcome	M1-165	Medicaid Managed Care, Ot Positive	Apr 2022
T3-125	Weight Assessment an Process	D1-211	Medicaid Managed Care, Ot Positive	Apr 2022
T3-102	Comprehensive Diabet Outcome	A1-115	Medicaid Managed Care, Ot Negative	Apr 2022
T3-121	Food Insecurity Screen Process	NA	Medicaid Managed Care, Ot Positive	Apr 2022
T3-122	Maternity Care: Post-P Process	E1-235	Medicaid Managed Care, Ot Positive	Apr 2022
T3-123	Behavioral Health Risk Process	E1-300	Medicaid Managed Care, Ot Positive	Apr 2022
T3-124	Depression Response & Outcome	M1-165	Medicaid Managed Care, Ot Positive	Apr 2022
T3-125	Weight Assessment an Process	D1-211	Medicaid Managed Care, Ot Positive	Apr 2022
T3-102	Comprehensive Diabet Outcome	A1-115	Medicaid Managed Care, Ot Negative	Apr 2022
T3-121	Food Insecurity Screen Process	NA	Medicaid Managed Care, Ot Positive	Apr 2022
T3-122	Maternity Care: Post-P Process	E1-235	Medicaid Managed Care, Ot Positive	Apr 2022
T3-123	Behavioral Health Risk Process	E1-300	Medicaid Managed Care, Ot Positive	Apr 2022
T3-124	Depression Response & Outcome	M1-165	Medicaid Managed Care, Ot Positive	Apr 2022
T3-125	Weight Assessment an Process	D1-211	Medicaid Managed Care, Ot Positive	Apr 2022
T2-103	Preventive Care and Sc Process	C1-269	Medicaid Managed Care, Ot Positive	Apr 2022
T2-104	Preventive Care & Scre Process	C1-105	Medicaid Managed Care, Ot Positive	Apr 2022
T2-112	Cervical Cancer Screen Process	C2-106	Medicaid Managed Care, Ot Positive	Apr 2022
T2-113	Childhood Immunizati Process	D1-108	Medicaid Managed Care, Ot Positive	Apr 2022
T2-114	Immunization for Adol Process	D1-271	Medicaid Managed Care, Ot Positive	Apr 2022
T2-115	Preventive Care and Sc Process	H1-146	Medicaid Managed Care, Ot Positive	Apr 2022
T2-116	Comprehensive Diabet Process	C1-113	Medicaid Managed Care, Ot Positive	Apr 2022
T2-117	Tobacco Use and Help Process	D1-400	Medicaid Managed Care, Ot Positive	Apr 2022
T2-118	Chlamydia Screening ir Process	C1-280	Medicaid Managed Care, Ot Positive	Apr 2022
T2-119	Controlling High Blood Outcome	A2-103	Medicaid Managed Care, Ot Positive	Apr 2022
T3-102	Comprehensive Diabet Outcome	A1-115	Medicaid Managed Care, Ot Negative	Apr 2022
T3-121	Food Insecurity Screen Process	NA	Medicaid Managed Care, Ot Positive	Apr 2022
T3-122	Maternity Care: Post-P Process	E1-235	Medicaid Managed Care, Ot Positive	Apr 2022
T3-123	Behavioral Health Risk Process	E1-300	Medicaid Managed Care, Ot Positive	Apr 2022
T3-124	Depression Response & Outcome	M1-165	Medicaid Managed Care, Ot Positive	Apr 2022
T3-125	Weight Assessment an Process	D1-211	Medicaid Managed Care, Ot Positive	Apr 2022
T3-102	Comprehensive Diabet Outcome	A1-115	Medicaid Managed Care, Ot Negative	Apr 2022
T3-121	Food Insecurity Screen Process	NA	Medicaid Managed Care, Ot Positive	Apr 2022
T3-122	Maternity Care: Post-P Process	E1-235	Medicaid Managed Care, Ot Positive	Apr 2022
T3-123	Behavioral Health Risk Process	E1-300	Medicaid Managed Care, Ot Positive	Apr 2022
T3-124	Depression Response & Outcome	M1-165	Medicaid Managed Care, Ot Positive	Apr 2022
T3-125	Weight Assessment an Process	D1-211	Medicaid Managed Care, Ot Positive	Apr 2022
T2-103	Preventive Care and Sc Process	C1-269	Medicaid Managed Care, Ot Positive	Apr 2022
T2-104	Preventive Care & Scre Process	C1-105	Medicaid Managed Care, Ot Positive	Apr 2022
T2-112	Cervical Cancer Screen Process	C2-106	Medicaid Managed Care, Ot Positive	Apr 2022
T2-113	Childhood Immunizati Process	D1-108	Medicaid Managed Care, Ot Positive	Apr 2022
T2-114	Immunization for Adol Process	D1-271	Medicaid Managed Care, Ot Positive	Apr 2022
T2-115	Preventive Care and Sc Process	H1-146	Medicaid Managed Care, Ot Positive	Apr 2022
T2-116	Comprehensive Diabet Process	C1-113	Medicaid Managed Care, Ot Positive	Apr 2022
T2-117	Tobacco Use and Help Process	D1-400	Medicaid Managed Care, Ot Positive	Apr 2022
T2-118	Chlamydia Screening ir Process	C1-280	Medicaid Managed Care, Ot Positive	Apr 2022
T2-119	Controlling High Blood Outcome	A2-103	Medicaid Managed Care, Ot Positive	Apr 2022
T3-102	Comprehensive Diabet Outcome	A1-115	Medicaid Managed Care, Ot Negative	Apr 2022
T3-121	Food Insecurity Screen Process	NA	Medicaid Managed Care, Ot Positive	Apr 2022
T3-122	Maternity Care: Post-P Process	E1-235	Medicaid Managed Care, Ot Positive	Apr 2022
T3-123	Behavioral Health Risk Process	E1-300	Medicaid Managed Care, Ot Positive	Apr 2022
T3-124	Depression Response & Outcome	M1-165	Medicaid Managed Care, Ot Positive	Apr 2022

T3-125	Weight Assessment an Process	D1-211	Medicaid Managed Care, Ot Positive	Apr 2022
T3-102	Comprehensive Diabet Outcome	A1-115	Medicaid Managed Care, Ot Negative	Apr 2022
T3-121	Food Insecurity Screen Process	NA	Medicaid Managed Care, Ot Positive	Apr 2022
T3-122	Maternity Care: Post-P Process	E1-235	Medicaid Managed Care, Ot Positive	Apr 2022
T3-123	Behavioral Health Risk Process	E1-300	Medicaid Managed Care, Ot Positive	Apr 2022
T3-124	Depression Response & Outcome	M1-165	Medicaid Managed Care, Ot Positive	Apr 2022
T3-125	Weight Assessment an Process	D1-211	Medicaid Managed Care, Ot Positive	Apr 2022
T2-103	Preventive Care and Sc Process	C1-269	Medicaid Managed Care, Ot Positive	Apr 2022
T2-104	Preventive Care & Scre Process	C1-105	Medicaid Managed Care, Ot Positive	Apr 2022
T2-112	Cervical Cancer Screen Process	C2-106	Medicaid Managed Care, Ot Positive	Apr 2022
T2-113	Childhood Immunizati Process	D1-108	Medicaid Managed Care, Ot Positive	Apr 2022
T2-114	Immunization for Adol Process	D1-271	Medicaid Managed Care, Ot Positive	Apr 2022
T2-115	Preventive Care and Sc Process	H1-146	Medicaid Managed Care, Ot Positive	Apr 2022
T2-116	Comprehensive Diabet Process	C1-113	Medicaid Managed Care, Ot Positive	Apr 2022
T2-117	Tobacco Use and Help Process	D1-400	Medicaid Managed Care, Ot Positive	Apr 2022
T2-118	Chlamydia Screening ir Process	C1-280	Medicaid Managed Care, Ot Positive	Apr 2022
T2-119	Controlling High Blood Outcome	A2-103	Medicaid Managed Care, Ot Positive	Apr 2022
T3-102	Comprehensive Diabet Outcome	A1-115	Medicaid Managed Care, Ot Negative	Apr 2022
T3-121	Food Insecurity Screen Process	NA	Medicaid Managed Care, Ot Positive	Apr 2022
T3-122	Maternity Care: Post-P Process	E1-235	Medicaid Managed Care, Ot Positive	Apr 2022
T3-123	Behavioral Health Risk Process	E1-300	Medicaid Managed Care, Ot Positive	Apr 2022
T3-124	Depression Response & Outcome	M1-165	Medicaid Managed Care, Ot Positive	Apr 2022
T3-125	Weight Assessment an Process	D1-211	Medicaid Managed Care, Ot Positive	Apr 2022
T2-103	Preventive Care and Sc Process	C1-269	Medicaid Managed Care, Ot Positive	Apr 2022
T2-104	Preventive Care & Scre Process	C1-105	Medicaid Managed Care, Ot Positive	Apr 2022
T2-112	Cervical Cancer Screen Process	C2-106	Medicaid Managed Care, Ot Positive	Apr 2022
T2-113	Childhood Immunizati Process	D1-108	Medicaid Managed Care, Ot Positive	Apr 2022
T2-114	Immunization for Adol Process	D1-271	Medicaid Managed Care, Ot Positive	Apr 2022
T2-115	Preventive Care and Sc Process	H1-146	Medicaid Managed Care, Ot Positive	Apr 2022
T2-116	Comprehensive Diabet Process	C1-113	Medicaid Managed Care, Ot Positive	Apr 2022
T2-117	Tobacco Use and Help Process	D1-400	Medicaid Managed Care, Ot Positive	Apr 2022
T2-118	Chlamydia Screening ir Process	C1-280	Medicaid Managed Care, Ot Positive	Apr 2022
T2-119	Controlling High Blood Outcome	A2-103	Medicaid Managed Care, Ot Positive	Apr 2022
T3-102	Comprehensive Diabet Outcome	A1-115	Medicaid Managed Care, Ot Negative	Apr 2022
T3-121	Food Insecurity Screen Process	NA	Medicaid Managed Care, Ot Positive	Apr 2022
T3-122	Maternity Care: Post-P Process	E1-235	Medicaid Managed Care, Ot Positive	Apr 2022
T3-123	Behavioral Health Risk Process	E1-300	Medicaid Managed Care, Ot Positive	Apr 2022
T3-124	Depression Response & Outcome	M1-165	Medicaid Managed Care, Ot Positive	Apr 2022
T3-125	Weight Assessment an Process	D1-211	Medicaid Managed Care, Ot Positive	Apr 2022
T2-103	Preventive Care and Sc Process	C1-269	Medicaid Managed Care, Ot Positive	Apr 2022
T2-104	Preventive Care & Scre Process	C1-105	Medicaid Managed Care, Ot Positive	Apr 2022
T2-112	Cervical Cancer Screen Process	C2-106	Medicaid Managed Care, Ot Positive	Apr 2022
T2-113	Childhood Immunizati Process	D1-108	Medicaid Managed Care, Ot Positive	Apr 2022
T2-114	Immunization for Adol Process	D1-271	Medicaid Managed Care, Ot Positive	Apr 2022
T2-115	Preventive Care and Sc Process	H1-146	Medicaid Managed Care, Ot Positive	Apr 2022
T2-116	Comprehensive Diabet Process	C1-113	Medicaid Managed Care, Ot Positive	Apr 2022
T2-117	Tobacco Use and Help Process	D1-400	Medicaid Managed Care, Ot Positive	Apr 2022
T2-118	Chlamydia Screening ir Process	C1-280	Medicaid Managed Care, Ot Positive	Apr 2022
T2-119	Controlling High Blood Outcome	A2-103	Medicaid Managed Care, Ot Positive	Apr 2022
T3-102	Comprehensive Diabet Outcome	A1-115	Medicaid Managed Care, Ot Negative	Apr 2022
T3-121	Food Insecurity Screen Process	NA	Medicaid Managed Care, Ot Positive	Apr 2022
T3-122	Maternity Care: Post-P Process	E1-235	Medicaid Managed Care, Ot Positive	Apr 2022
T3-123	Behavioral Health Risk Process	E1-300	Medicaid Managed Care, Ot Positive	Apr 2022
T3-124	Depression Response & Outcome	M1-165	Medicaid Managed Care, Ot Positive	Apr 2022
T3-125	Weight Assessment an Process	D1-211	Medicaid Managed Care, Ot Positive	Apr 2022
T2-103	Preventive Care and Sc Process	C1-269	Medicaid Managed Care, Ot Positive	Apr 2022
T2-104	Preventive Care & Scre Process	C1-105	Medicaid Managed Care, Ot Positive	Apr 2022

T2-112	Cervical Cancer Screen Process	C2-106	Medicaid Managed Care, Ot Positive	Apr 2022
T2-113	Childhood Immunization Process	D1-108	Medicaid Managed Care, Ot Positive	Apr 2022
T2-114	Immunization for Adolescent Process	D1-271	Medicaid Managed Care, Ot Positive	Apr 2022
T2-115	Preventive Care and Screening Process	H1-146	Medicaid Managed Care, Ot Positive	Apr 2022
T2-116	Comprehensive Diabetes Process	C1-113	Medicaid Managed Care, Ot Positive	Apr 2022
T2-117	Tobacco Use and Help Process	D1-400	Medicaid Managed Care, Ot Positive	Apr 2022
T2-118	Chlamydia Screening in Process	C1-280	Medicaid Managed Care, Ot Positive	Apr 2022
T2-119	Controlling High Blood Outcome	A2-103	Medicaid Managed Care, Ot Positive	Apr 2022
T3-102	Comprehensive Diabetes Outcome	A1-115	Medicaid Managed Care, Ot Negative	Apr 2022
T3-121	Food Insecurity Screen Process	NA	Medicaid Managed Care, Ot Positive	Apr 2022
T3-122	Maternity Care: Post-Partum Process	E1-235	Medicaid Managed Care, Ot Positive	Apr 2022
T3-123	Behavioral Health Risk Process	E1-300	Medicaid Managed Care, Ot Positive	Apr 2022
T3-124	Depression Response and Outcome	M1-165	Medicaid Managed Care, Ot Positive	Apr 2022
T3-125	Weight Assessment and Process	D1-211	Medicaid Managed Care, Ot Positive	Apr 2022
T3-102	Comprehensive Diabetes Outcome	A1-115	Medicaid Managed Care, Ot Negative	Apr 2022
T3-121	Food Insecurity Screen Process	NA	Medicaid Managed Care, Ot Positive	Apr 2022
T3-122	Maternity Care: Post-Partum Process	E1-235	Medicaid Managed Care, Ot Positive	Apr 2022
T3-123	Behavioral Health Risk Process	E1-300	Medicaid Managed Care, Ot Positive	Apr 2022
T3-124	Depression Response and Outcome	M1-165	Medicaid Managed Care, Ot Positive	Apr 2022
T3-125	Weight Assessment and Process	D1-211	Medicaid Managed Care, Ot Positive	Apr 2022
T3-102	Comprehensive Diabetes Outcome	A1-115	Medicaid Managed Care, Ot Negative	Apr 2022
T3-121	Food Insecurity Screen Process	NA	Medicaid Managed Care, Ot Positive	Apr 2022
T3-122	Maternity Care: Post-Partum Process	E1-235	Medicaid Managed Care, Ot Positive	Apr 2022
T3-123	Behavioral Health Risk Process	E1-300	Medicaid Managed Care, Ot Positive	Apr 2022
T3-124	Depression Response and Outcome	M1-165	Medicaid Managed Care, Ot Positive	Apr 2022
T3-125	Weight Assessment and Process	D1-211	Medicaid Managed Care, Ot Positive	Apr 2022
T3-102	Comprehensive Diabetes Outcome	A1-115	Medicaid Managed Care, Ot Negative	Apr 2022
T3-121	Food Insecurity Screen Process	NA	Medicaid Managed Care, Ot Positive	Apr 2022
T3-122	Maternity Care: Post-Partum Process	E1-235	Medicaid Managed Care, Ot Positive	Apr 2022
T3-123	Behavioral Health Risk Process	E1-300	Medicaid Managed Care, Ot Positive	Apr 2022
T3-124	Depression Response and Outcome	M1-165	Medicaid Managed Care, Ot Positive	Apr 2022
T3-125	Weight Assessment and Process	D1-211	Medicaid Managed Care, Ot Positive	Apr 2022
T3-102	Comprehensive Diabetes Outcome	A1-115	Medicaid Managed Care, Ot Negative	Apr 2022
T3-121	Food Insecurity Screen Process	NA	Medicaid Managed Care, Ot Positive	Apr 2022
T3-122	Maternity Care: Post-Partum Process	E1-235	Medicaid Managed Care, Ot Positive	Apr 2022
T3-123	Behavioral Health Risk Process	E1-300	Medicaid Managed Care, Ot Positive	Apr 2022
T3-124	Depression Response and Outcome	M1-165	Medicaid Managed Care, Ot Positive	Apr 2022
T3-125	Weight Assessment and Process	D1-211	Medicaid Managed Care, Ot Positive	Apr 2022
T2-103	Preventive Care and Screening Process	C1-269	Medicaid Managed Care, Ot Positive	Apr 2022
T2-104	Preventive Care & Screening Process	C1-105	Medicaid Managed Care, Ot Positive	Apr 2022
T2-112	Cervical Cancer Screen Process	C2-106	Medicaid Managed Care, Ot Positive	Apr 2022
T2-113	Childhood Immunization Process	D1-108	Medicaid Managed Care, Ot Positive	Apr 2022
T2-114	Immunization for Adolescent Process	D1-271	Medicaid Managed Care, Ot Positive	Apr 2022
T2-115	Preventive Care and Screening Process	H1-146	Medicaid Managed Care, Ot Positive	Apr 2022
T2-116	Comprehensive Diabetes Process	C1-113	Medicaid Managed Care, Ot Positive	Apr 2022
T2-117	Tobacco Use and Help Process	D1-400	Medicaid Managed Care, Ot Positive	Apr 2022
T2-118	Chlamydia Screening in Process	C1-280	Medicaid Managed Care, Ot Positive	Apr 2022
T2-119	Controlling High Blood Outcome	A2-103	Medicaid Managed Care, Ot Positive	Apr 2022
T3-102	Comprehensive Diabetes Outcome	A1-115	Medicaid Managed Care, Ot Negative	Apr 2022
T3-121	Food Insecurity Screen Process	NA	Medicaid Managed Care, Ot Positive	Apr 2022
T3-122	Maternity Care: Post-Partum Process	E1-235	Medicaid Managed Care, Ot Positive	Apr 2022

T3-123	Behavioral Health Risk	Process	E1-300	Medicaid Managed Care, Ot	Positive	Apr 2022
T3-124	Depression Response &	Outcome	M1-165	Medicaid Managed Care, Ot	Positive	Apr 2022
T3-125	Weight Assessment an	Process	D1-211	Medicaid Managed Care, Ot	Positive	Apr 2022
T3-102	Comprehensive Diabet	Outcome	A1-115	Medicaid Managed Care, Ot	Negative	Apr 2022
T3-121	Food Insecurity Screen	Process	NA	Medicaid Managed Care, Ot	Positive	Apr 2022
T3-122	Maternity Care: Post-P	Process	E1-235	Medicaid Managed Care, Ot	Positive	Apr 2022
T3-123	Behavioral Health Risk	Process	E1-300	Medicaid Managed Care, Ot	Positive	Apr 2022
T3-124	Depression Response &	Outcome	M1-165	Medicaid Managed Care, Ot	Positive	Apr 2022
T3-125	Weight Assessment an	Process	D1-211	Medicaid Managed Care, Ot	Positive	Apr 2022
T2-103	Preventive Care and Sc	Process	C1-269	Medicaid Managed Care, Ot	Positive	Apr 2022
T2-104	Preventive Care & Scre	Process	C1-105	Medicaid Managed Care, Ot	Positive	Apr 2022
T2-112	Cervical Cancer Screen	Process	C2-106	Medicaid Managed Care, Ot	Positive	Apr 2022
T2-113	Childhood Immunizatio	Process	D1-108	Medicaid Managed Care, Ot	Positive	Apr 2022
T2-114	Immunization for Adol	Process	D1-271	Medicaid Managed Care, Ot	Positive	Apr 2022
T2-115	Preventive Care and Sc	Process	H1-146	Medicaid Managed Care, Ot	Positive	Apr 2022
T2-116	Comprehensive Diabet	Process	C1-113	Medicaid Managed Care, Ot	Positive	Apr 2022
T2-117	Tobacco Use and Help	Process	D1-400	Medicaid Managed Care, Ot	Positive	Apr 2022
T2-118	Chlamydia Screening in	Process	C1-280	Medicaid Managed Care, Ot	Positive	Apr 2022
T2-119	Controlling High Blood	Outcome	A2-103	Medicaid Managed Care, Ot	Positive	Apr 2022
T3-102	Comprehensive Diabet	Outcome	A1-115	Medicaid Managed Care, Ot	Negative	Apr 2022
T3-121	Food Insecurity Screen	Process	NA	Medicaid Managed Care, Ot	Positive	Apr 2022
T3-122	Maternity Care: Post-P	Process	E1-235	Medicaid Managed Care, Ot	Positive	Apr 2022
T3-123	Behavioral Health Risk	Process	E1-300	Medicaid Managed Care, Ot	Positive	Apr 2022
T3-124	Depression Response &	Outcome	M1-165	Medicaid Managed Care, Ot	Positive	Apr 2022
T3-125	Weight Assessment an	Process	D1-211	Medicaid Managed Care, Ot	Positive	Apr 2022
T2-103	Preventive Care and Sc	Process	C1-269	Medicaid Managed Care, Ot	Positive	Apr 2022
T2-104	Preventive Care & Scre	Process	C1-105	Medicaid Managed Care, Ot	Positive	Apr 2022
T2-112	Cervical Cancer Screen	Process	C2-106	Medicaid Managed Care, Ot	Positive	Apr 2022
T2-113	Childhood Immunizatio	Process	D1-108	Medicaid Managed Care, Ot	Positive	Apr 2022
T2-114	Immunization for Adol	Process	D1-271	Medicaid Managed Care, Ot	Positive	Apr 2022
T2-115	Preventive Care and Sc	Process	H1-146	Medicaid Managed Care, Ot	Positive	Apr 2022
T2-116	Comprehensive Diabet	Process	C1-113	Medicaid Managed Care, Ot	Positive	Apr 2022
T2-117	Tobacco Use and Help	Process	D1-400	Medicaid Managed Care, Ot	Positive	Apr 2022
T2-118	Chlamydia Screening in	Process	C1-280	Medicaid Managed Care, Ot	Positive	Apr 2022
T2-119	Controlling High Blood	Outcome	A2-103	Medicaid Managed Care, Ot	Positive	Apr 2022
T3-102	Comprehensive Diabet	Outcome	A1-115	Medicaid Managed Care, Ot	Negative	Apr 2022
T3-121	Food Insecurity Screen	Process	NA	Medicaid Managed Care, Ot	Positive	Apr 2022
T3-122	Maternity Care: Post-P	Process	E1-235	Medicaid Managed Care, Ot	Positive	Apr 2022
T3-123	Behavioral Health Risk	Process	E1-300	Medicaid Managed Care, Ot	Positive	Apr 2022
T3-124	Depression Response &	Outcome	M1-165	Medicaid Managed Care, Ot	Positive	Apr 2022
T3-125	Weight Assessment an	Process	D1-211	Medicaid Managed Care, Ot	Positive	Apr 2022
T3-102	Comprehensive Diabet	Outcome	A1-115	Medicaid Managed Care, Ot	Negative	Apr 2022
T3-121	Food Insecurity Screen	Process	NA	Medicaid Managed Care, Ot	Positive	Apr 2022
T3-122	Maternity Care: Post-P	Process	E1-235	Medicaid Managed Care, Ot	Positive	Apr 2022
T3-123	Behavioral Health Risk	Process	E1-300	Medicaid Managed Care, Ot	Positive	Apr 2022
T3-124	Depression Response &	Outcome	M1-165	Medicaid Managed Care, Ot	Positive	Apr 2022
T3-125	Weight Assessment an	Process	D1-211	Medicaid Managed Care, Ot	Positive	Apr 2022
T3-102	Comprehensive Diabet	Outcome	A1-115	Medicaid Managed Care, Ot	Negative	Apr 2022
T3-121	Food Insecurity Screen	Process	NA	Medicaid Managed Care, Ot	Positive	Apr 2022
T3-122	Maternity Care: Post-P	Process	E1-235	Medicaid Managed Care, Ot	Positive	Apr 2022
T3-123	Behavioral Health Risk	Process	E1-300	Medicaid Managed Care, Ot	Positive	Apr 2022
T3-124	Depression Response &	Outcome	M1-165	Medicaid Managed Care, Ot	Positive	Apr 2022
T3-125	Weight Assessment an	Process	D1-211	Medicaid Managed Care, Ot	Positive	Apr 2022
T3-102	Comprehensive Diabet	Outcome	A1-115	Medicaid Managed Care, Ot	Negative	Apr 2022
T3-121	Food Insecurity Screen	Process	NA	Medicaid Managed Care, Ot	Positive	Apr 2022
T3-122	Maternity Care: Post-P	Process	E1-235	Medicaid Managed Care, Ot	Positive	Apr 2022
T3-123	Behavioral Health Risk	Process	E1-300	Medicaid Managed Care, Ot	Positive	Apr 2022

T3-124	Depression Response & Outcome	M1-165	Medicaid Managed Care, Ot Positive	Apr 2022
T3-125	Weight Assessment an Process	D1-211	Medicaid Managed Care, Ot Positive	Apr 2022
T3-102	Comprehensive Diabet Outcome	A1-115	Medicaid Managed Care, Ot Negative	Apr 2022
T3-121	Food Insecurity Screen Process	NA	Medicaid Managed Care, Ot Positive	Apr 2022
T3-122	Maternity Care: Post-P Process	E1-235	Medicaid Managed Care, Ot Positive	Apr 2022
T3-123	Behavioral Health Risk Process	E1-300	Medicaid Managed Care, Ot Positive	Apr 2022
T3-124	Depression Response & Outcome	M1-165	Medicaid Managed Care, Ot Positive	Apr 2022
T3-125	Weight Assessment an Process	D1-211	Medicaid Managed Care, Ot Positive	Apr 2022
T2-103	Preventive Care and Sc Process	C1-269	Medicaid Managed Care, Ot Positive	Apr 2022
T2-104	Preventive Care & Scre Process	C1-105	Medicaid Managed Care, Ot Positive	Apr 2022
T2-112	Cervical Cancer Screen Process	C2-106	Medicaid Managed Care, Ot Positive	Apr 2022
T2-113	Childhood Immunizati Process	D1-108	Medicaid Managed Care, Ot Positive	Apr 2022
T2-114	Immunization for Adol Process	D1-271	Medicaid Managed Care, Ot Positive	Apr 2022
T2-115	Preventive Care and Sc Process	H1-146	Medicaid Managed Care, Ot Positive	Apr 2022
T2-116	Comprehensive Diabet Process	C1-113	Medicaid Managed Care, Ot Positive	Apr 2022
T2-117	Tobacco Use and Help Process	D1-400	Medicaid Managed Care, Ot Positive	Apr 2022
T2-118	Chlamydia Screening ir Process	C1-280	Medicaid Managed Care, Ot Positive	Apr 2022
T2-119	Controlling High Blood Outcome	A2-103	Medicaid Managed Care, Ot Positive	Apr 2022
T3-102	Comprehensive Diabet Outcome	A1-115	Medicaid Managed Care, Ot Negative	Apr 2022
T3-121	Food Insecurity Screen Process	NA	Medicaid Managed Care, Ot Positive	Apr 2022
T3-122	Maternity Care: Post-P Process	E1-235	Medicaid Managed Care, Ot Positive	Apr 2022
T3-123	Behavioral Health Risk Process	E1-300	Medicaid Managed Care, Ot Positive	Apr 2022
T3-124	Depression Response & Outcome	M1-165	Medicaid Managed Care, Ot Positive	Apr 2022
T3-125	Weight Assessment an Process	D1-211	Medicaid Managed Care, Ot Positive	Apr 2022
T3-102	Comprehensive Diabet Outcome	A1-115	Medicaid Managed Care, Ot Negative	Apr 2022
T3-121	Food Insecurity Screen Process	NA	Medicaid Managed Care, Ot Positive	Apr 2022
T3-122	Maternity Care: Post-P Process	E1-235	Medicaid Managed Care, Ot Positive	Apr 2022
T3-123	Behavioral Health Risk Process	E1-300	Medicaid Managed Care, Ot Positive	Apr 2022
T3-124	Depression Response & Outcome	M1-165	Medicaid Managed Care, Ot Positive	Apr 2022
T3-125	Weight Assessment an Process	D1-211	Medicaid Managed Care, Ot Positive	Apr 2022
T3-102	Comprehensive Diabet Outcome	A1-115	Medicaid Managed Care, Ot Negative	Apr 2022
T3-121	Food Insecurity Screen Process	NA	Medicaid Managed Care, Ot Positive	Apr 2022
T3-122	Maternity Care: Post-P Process	E1-235	Medicaid Managed Care, Ot Positive	Apr 2022
T3-123	Behavioral Health Risk Process	E1-300	Medicaid Managed Care, Ot Positive	Apr 2022
T3-124	Depression Response & Outcome	M1-165	Medicaid Managed Care, Ot Positive	Apr 2022
T3-125	Weight Assessment an Process	D1-211	Medicaid Managed Care, Ot Positive	Apr 2022
T3-102	Comprehensive Diabet Outcome	A1-115	Medicaid Managed Care, Ot Negative	Apr 2022
T3-121	Food Insecurity Screen Process	NA	Medicaid Managed Care, Ot Positive	Apr 2022
T3-122	Maternity Care: Post-P Process	E1-235	Medicaid Managed Care, Ot Positive	Apr 2022
T3-123	Behavioral Health Risk Process	E1-300	Medicaid Managed Care, Ot Positive	Apr 2022
T3-124	Depression Response & Outcome	M1-165	Medicaid Managed Care, Ot Positive	Apr 2022
T3-125	Weight Assessment an Process	D1-211	Medicaid Managed Care, Ot Positive	Apr 2022
T3-102	Comprehensive Diabet Outcome	A1-115	Medicaid Managed Care, Ot Negative	Apr 2022
T3-121	Food Insecurity Screen Process	NA	Medicaid Managed Care, Ot Positive	Apr 2022
T3-122	Maternity Care: Post-P Process	E1-235	Medicaid Managed Care, Ot Positive	Apr 2022
T3-123	Behavioral Health Risk Process	E1-300	Medicaid Managed Care, Ot Positive	Apr 2022
T3-124	Depression Response & Outcome	M1-165	Medicaid Managed Care, Ot Positive	Apr 2022
T3-125	Weight Assessment an Process	D1-211	Medicaid Managed Care, Ot Positive	Apr 2022
T3-102	Comprehensive Diabet Outcome	A1-115	Medicaid Managed Care, Ot Negative	Apr 2022
T3-121	Food Insecurity Screen Process	NA	Medicaid Managed Care, Ot Positive	Apr 2022
T3-122	Maternity Care: Post-P Process	E1-235	Medicaid Managed Care, Ot Positive	Apr 2022
T3-123	Behavioral Health Risk Process	E1-300	Medicaid Managed Care, Ot Positive	Apr 2022
T3-124	Depression Response & Outcome	M1-165	Medicaid Managed Care, Ot Positive	Apr 2022
T3-125	Weight Assessment an Process	D1-211	Medicaid Managed Care, Ot Positive	Apr 2022
T3-102	Comprehensive Diabet Outcome	A1-115	Medicaid Managed Care, Ot Negative	Apr 2022
T3-121	Food Insecurity Screen Process	NA	Medicaid Managed Care, Ot Positive	Apr 2022
T3-122	Maternity Care: Post-P Process	E1-235	Medicaid Managed Care, Ot Positive	Apr 2022

T3-123	Behavioral Health Risk Process	E1-300	Medicaid Managed Care, Ot Positive	Apr 2022
T3-124	Depression Response & Outcome	M1-165	Medicaid Managed Care, Ot Positive	Apr 2022
T3-125	Weight Assessment an Process	D1-211	Medicaid Managed Care, Ot Positive	Apr 2022
T3-102	Comprehensive Diabet Outcome	A1-115	Medicaid Managed Care, Ot Negative	Apr 2022
T3-121	Food Insecurity Screen Process	NA	Medicaid Managed Care, Ot Positive	Apr 2022
T3-122	Maternity Care: Post-P Process	E1-235	Medicaid Managed Care, Ot Positive	Apr 2022
T3-123	Behavioral Health Risk Process	E1-300	Medicaid Managed Care, Ot Positive	Apr 2022
T3-124	Depression Response & Outcome	M1-165	Medicaid Managed Care, Ot Positive	Apr 2022
T3-125	Weight Assessment an Process	D1-211	Medicaid Managed Care, Ot Positive	Apr 2022
T3-102	Comprehensive Diabet Outcome	A1-115	Medicaid Managed Care, Ot Negative	Apr 2022
T3-121	Food Insecurity Screen Process	NA	Medicaid Managed Care, Ot Positive	Apr 2022
T3-122	Maternity Care: Post-P Process	E1-235	Medicaid Managed Care, Ot Positive	Apr 2022
T3-123	Behavioral Health Risk Process	E1-300	Medicaid Managed Care, Ot Positive	Apr 2022
T3-124	Depression Response & Outcome	M1-165	Medicaid Managed Care, Ot Positive	Apr 2022
T3-125	Weight Assessment an Process	D1-211	Medicaid Managed Care, Ot Positive	Apr 2022
T3-102	Comprehensive Diabet Outcome	A1-115	Medicaid Managed Care, Ot Negative	Apr 2022
T3-121	Food Insecurity Screen Process	NA	Medicaid Managed Care, Ot Positive	Apr 2022
T3-122	Maternity Care: Post-P Process	E1-235	Medicaid Managed Care, Ot Positive	Apr 2022
T3-123	Behavioral Health Risk Process	E1-300	Medicaid Managed Care, Ot Positive	Apr 2022
T3-124	Depression Response & Outcome	M1-165	Medicaid Managed Care, Ot Positive	Apr 2022
T3-125	Weight Assessment an Process	D1-211	Medicaid Managed Care, Ot Positive	Apr 2022
T2-103	Preventive Care and Sc Process	C1-269	Medicaid Managed Care, Ot Positive	Apr 2022
T2-104	Preventive Care & Scre Process	C1-105	Medicaid Managed Care, Ot Positive	Apr 2022
T2-112	Cervical Cancer Screen Process	C2-106	Medicaid Managed Care, Ot Positive	Apr 2022
T2-113	Childhood Immunizatio Process	D1-108	Medicaid Managed Care, Ot Positive	Apr 2022
T2-114	Immunization for Adol Process	D1-271	Medicaid Managed Care, Ot Positive	Apr 2022
T2-115	Preventive Care and Sc Process	H1-146	Medicaid Managed Care, Ot Positive	Apr 2022
T2-116	Comprehensive Diabet Process	C1-113	Medicaid Managed Care, Ot Positive	Apr 2022
T2-117	Tobacco Use and Help Process	D1-400	Medicaid Managed Care, Ot Positive	Apr 2022
T2-118	Chlamydia Screening ir Process	C1-280	Medicaid Managed Care, Ot Positive	Apr 2022
T2-119	Controlling High Blood Outcome	A2-103	Medicaid Managed Care, Ot Positive	Apr 2022
T3-102	Comprehensive Diabet Outcome	A1-115	Medicaid Managed Care, Ot Negative	Apr 2022
T3-121	Food Insecurity Screen Process	NA	Medicaid Managed Care, Ot Positive	Apr 2022
T3-122	Maternity Care: Post-P Process	E1-235	Medicaid Managed Care, Ot Positive	Apr 2022
T3-123	Behavioral Health Risk Process	E1-300	Medicaid Managed Care, Ot Positive	Apr 2022
T3-124	Depression Response & Outcome	M1-165	Medicaid Managed Care, Ot Positive	Apr 2022
T3-125	Weight Assessment an Process	D1-211	Medicaid Managed Care, Ot Positive	Apr 2022
T3-102	Comprehensive Diabet Outcome	A1-115	Medicaid Managed Care, Ot Negative	Apr 2022
T3-121	Food Insecurity Screen Process	NA	Medicaid Managed Care, Ot Positive	Apr 2022
T3-122	Maternity Care: Post-P Process	E1-235	Medicaid Managed Care, Ot Positive	Apr 2022
T3-123	Behavioral Health Risk Process	E1-300	Medicaid Managed Care, Ot Positive	Apr 2022
T3-124	Depression Response & Outcome	M1-165	Medicaid Managed Care, Ot Positive	Apr 2022
T3-125	Weight Assessment an Process	D1-211	Medicaid Managed Care, Ot Positive	Apr 2022
T3-102	Comprehensive Diabet Outcome	A1-115	Medicaid Managed Care, Ot Negative	Apr 2022
T3-121	Food Insecurity Screen Process	NA	Medicaid Managed Care, Ot Positive	Apr 2022
T3-122	Maternity Care: Post-P Process	E1-235	Medicaid Managed Care, Ot Positive	Apr 2022
T3-123	Behavioral Health Risk Process	E1-300	Medicaid Managed Care, Ot Positive	Apr 2022
T3-124	Depression Response & Outcome	M1-165	Medicaid Managed Care, Ot Positive	Apr 2022
T3-125	Weight Assessment an Process	D1-211	Medicaid Managed Care, Ot Positive	Apr 2022
T3-102	Comprehensive Diabet Outcome	A1-115	Medicaid Managed Care, Ot Negative	Apr 2022
T3-121	Food Insecurity Screen Process	NA	Medicaid Managed Care, Ot Positive	Apr 2022
T3-122	Maternity Care: Post-P Process	E1-235	Medicaid Managed Care, Ot Positive	Apr 2022
T3-123	Behavioral Health Risk Process	E1-300	Medicaid Managed Care, Ot Positive	Apr 2022
T3-124	Depression Response & Outcome	M1-165	Medicaid Managed Care, Ot Positive	Apr 2022
T3-125	Weight Assessment an Process	D1-211	Medicaid Managed Care, Ot Positive	Apr 2022
T3-102	Comprehensive Diabet Outcome	A1-115	Medicaid Managed Care, Ot Negative	Apr 2022
T3-121	Food Insecurity Screen Process	NA	Medicaid Managed Care, Ot Positive	Apr 2022

[illegible]

T2-115	Preventive Care and Sc Process	H1-146	Medicaid Managed Care, Ot Positive	Apr 2022
T2-116	Comprehensive Diabet Process	C1-113	Medicaid Managed Care, Ot Positive	Apr 2022
T2-117	Tobacco Use and Help Process	D1-400	Medicaid Managed Care, Ot Positive	Apr 2022
T2-118	Chlamydia Screening ir Process	C1-280	Medicaid Managed Care, Ot Positive	Apr 2022
T2-119	Controlling High Blood Outcome	A2-103	Medicaid Managed Care, Ot Positive	Apr 2022
T3-102	Comprehensive Diabet Outcome	A1-115	Medicaid Managed Care, Ot Negative	Apr 2022
T3-121	Food Insecurity Screen Process	NA	Medicaid Managed Care, Ot Positive	Apr 2022
T3-122	Maternity Care: Post-P Process	E1-235	Medicaid Managed Care, Ot Positive	Apr 2022
T3-123	Behavioral Health Risk Process	E1-300	Medicaid Managed Care, Ot Positive	Apr 2022
T3-124	Depression Response & Outcome	M1-165	Medicaid Managed Care, Ot Positive	Apr 2022
T3-125	Weight Assessment an Process	D1-211	Medicaid Managed Care, Ot Positive	Apr 2022

[illegible]

[illegible]

[illegible]

[illegible]

01/01/21 - 12/31/21	Eligible	IME, Class	Y1 Reporting Template		CHRISTUS used pa
01/01/21 - 12/31/21	Eligible	IME, Class	Y1 Reporting Template		CHRISTUS used pa
01/01/21 - 12/31/21	Eligible	IME, Class	Y1 Reporting Template		CHRISTUS used pa
01/01/21 - 12/31/21	Eligible	IME, Class	Y1 Corrections Template		CHRISTUS used pa
01/01/21 - 12/31/21	Eligible	IME, Class	Y1 Corrections Template		CHRISTUS used pa
01/01/21 - 12/31/21	Eligible	IME, Class	Y1 Reporting Template		CHRISTUS used pa
01/01/21 - 12/31/21	Eligible	IME, Class	Y1 Reporting Template		CHRISTUS used pa
01/01/21 - 12/31/21	Eligible	IME, Class	Y1 Reporting Template		CHRISTUS used pa
01/01/21 - 12/31/21	Eligible	IME, Class	Y1 Reporting Template		CHRISTUS used pa
01/01/22 - 02/28/22	Eligible	IME, Class	Y1 Corrections Template		CHRISTUS used pa
01/01/21 - 12/31/21	Eligible	IME, Class	Y1 Corrections Template		CHRISTUS used pa
01/01/21 - 12/31/21	Eligible	IME, Class	Y1 Corrections Template		CHRISTUS used pa
01/01/21 - 12/31/21	Eligible	IME, Class	Y1 Corrections Template		CHRISTUS used pa
01/01/21 - 12/31/21	Eligible	IME, Class	Y1 Reporting Template		CHRISTUS used pa
01/01/21 - 12/31/21	Eligible	Class 3	Y1 Reporting Template		Data Abstracted fr
01/01/22 - 02/28/22	Eligible	Class 3	Y1 Reporting Template	Numerator Data E	
01/01/21 - 12/31/21	Eligible	Class 3	Y1 Corrections Template	Data Abstracted fr	
01/01/21 - 12/31/21	Eligible	Class 3	Y1 Corrections Template	Numeratod data c	
01/01/21 - 12/31/21	Eligible	Class 3	Y1 Reporting Template		Report created an
01/01/21 - 12/31/21	Eligible	Class 3	Y1 Reporting Template		Report created to
01/01/21 - 12/31/21	Eligible	Class 3	Y1 Reporting Template		Allscripts EHR
01/01/22 - 02/28/22	Eligible	Class 3	Y1 Reporting Template		Allscripts EHR
01/01/21 - 12/31/21	Eligible	Class 3	Y1 Corrections Template		Allscripts EHR
01/01/21 - 12/31/21	Eligible	Class 3	Y1 Corrections Template		Allscripts EHR
01/01/21 - 12/31/21	Eligible	Class 3	Y1 Corrections Template		Allscripts EHR
01/01/21 - 12/31/21	Eligible	Class 3	Y1 Reporting Template		Allscripts EHR
01/01/21 - 12/31/21	Eligible	Class 3	Y1 Corrections Template		We utilize the Epic
01/01/22 - 02/28/22	Eligible	Class 3	Y1 Reporting Template		We utilize the Epic
01/01/21 - 12/31/21	Eligible	Class 3	Y1 Reporting Template		We utilize the Epic
01/01/21 - 12/31/21	Eligible	Class 3	Y1 Reporting Template		We utilize the Epic
01/01/21 - 12/31/21	Eligible	Class 3	Y1 Reporting Template		We utilize the Epic
01/01/21 - 12/31/21	Eligible	Class 3	Y1 Reporting Template		We utilize the Epic
01/01/21 - 12/31/21	Eligible	Class 3	Y1 Reporting Template	charge codes and l	
01/01/22 - 02/28/22	Eligible	Class 3	Y1 Reporting Template	charge codes and l	
01/01/21 - 12/31/21	Eligible	Class 3	Y1 Reporting Template		Data comes from t
01/01/21 - 12/31/21	Eligible	Class 3	Y1 Reporting Template		Data comes from t
01/01/21 - 12/31/21	Eligible	Class 3	Y1 Reporting Template		
01/01/21 - 12/31/21	Eligible	Class 3	Y1 Reporting Template	charge codes and l	Observation terms
01/01/21 - 12/31/21	Eligible	Class 3	Y1 Corrections Template		Data is pulled from
01/01/22 - 02/28/22	Eligible	Class 3	Y1 Corrections Template		Data is pulled from
01/01/21 - 12/31/21	Eligible	Class 3	Y1 Corrections Template		The clinic uses an l
01/01/21 - 12/31/21	Eligible	Class 3	Y1 Corrections Template		The clinic uses an l
01/01/21 - 12/31/21	Eligible	Class 3	Y1 Corrections Template		Data is pulled from
01/01/21 - 12/31/21	Eligible	Class 3	Y1 Corrections Template		The clinic uses an l
01/01/21 - 12/31/21	Eligible	HRI	Y1 Reporting Template		Cerner advanced r
01/01/21 - 12/31/21	Eligible	HRI	Y1 Reporting Template		Cerner advanced r
01/01/21 - 12/31/21	Eligible	HRI	Y1 Reporting Template		Cerner advanced r
01/01/21 - 12/31/21	Eligible	HRI	Y1 Reporting Template		Cerner advanced r
01/01/21 - 12/31/21	Eligible	HRI	Y1 Reporting Template		Cerner advanced r
01/01/21 - 12/31/21	Eligible	HRI	Y1 Reporting Template		Cerner advanced r
01/01/21 - 12/31/21	Eligible	HRI	Y1 Reporting Template		Cerner advanced r
01/01/21 - 12/31/21	Eligible	HRI	Y1 Reporting Template		Cerner advanced r
01/01/21 - 12/31/21	Eligible	HRI	Y1 Reporting Template		Cerner advanced r
01/01/22 - 02/28/22	Eligible	HRI	Y1 Reporting Template		Cerner advanced r
01/01/21 - 12/31/21	Eligible	HRI	Y1 Reporting Template	Pull maternity hos	Cerner advanced r

[illegible]

01/01/21 - 12/31/21 Eligible	Class 3	Y1 Corrections Template		The Electronic Hea	
01/01/21 - 12/31/21 Eligible	Class 3	Y1 Reporting Template		Reports to determ	
01/01/21 - 12/31/21 Eligible	Class 3	Y1 Reporting Template			
01/01/22 - 02/28/22 Eligible	Class 3	Y1 Reporting Template		EPIC is the designa	
01/01/21 - 12/31/21 Eligible	Class 3	Y1 Reporting Template			
01/01/21 - 12/31/21 Eligible	Class 3	Y1 Reporting Template			
01/01/21 - 12/31/21 Eligible	Class 3	Y1 Reporting Template		EPIC is the designa	
01/01/21 - 12/31/21 Eligible	Class 3	Y1 Reporting Template		EPIC is the designa	
01/01/21 - 12/31/21 Eligible	HRI	Y1 Corrections Template		Includes NextGen (
01/01/21 - 12/31/21 Eligible	HRI	Y1 Reporting Template		Includes NextGen (
01/01/21 - 12/31/21 Eligible	HRI	Y1 Reporting Template		Includes NextGen (
01/01/21 - 12/31/21 Eligible	HRI	Y1 Reporting Template		Includes NextGen (
01/01/21 - 12/31/21 Eligible	HRI	Y1 Reporting Template		Includes NextGen (
01/01/21 - 12/31/21 Eligible	HRI	Y1 Corrections Template		Includes NextGen (
01/01/21 - 12/31/21 Eligible	HRI	Y1 Reporting Template		Includes NextGen (
01/01/21 - 12/31/21 Eligible	HRI	Y1 Reporting Template		Includes NextGen (
01/01/21 - 12/31/21 Eligible	HRI	Y1 Reporting Template		Includes NextGen (
01/01/21 - 12/31/21 Eligible	HRI	Y1 Reporting Template		Includes NextGen (
01/01/21 - 12/31/21 Eligible	HRI	Y1 Reporting Template		Includes NextGen (
01/01/21 - 12/31/21 Eligible	HRI	Y1 Reporting Template		Epic (1/1/2022-2/2	
01/01/21 - 12/31/21 Eligible	HRI	Y1 Reporting Template		Includes NextGen (
01/01/21 - 12/31/21 Eligible	HRI	Y1 Reporting Template		Includes NextGen (
01/01/21 - 12/31/21 Eligible	HRI	Y1 Reporting Template	Includes NextGen	Includes NextGen (
01/01/21 - 12/31/21 Eligible	HRI	Y1 Reporting Template		Includes NextGen (
01/01/21 - 12/31/21 Eligible	Class 3	Y1 Corrections Template		2015 CERT E.H.R. v	
01/01/22 - 02/28/22 Eligible	Class 3	Y1 Corrections Template		2015 CERT E.H.R. v	
01/01/21 - 12/31/21 Eligible	Class 3	Y1 Corrections Template		2015 CERT E.H.R. v	
01/01/21 - 12/31/21 Eligible	Class 3	Y1 Corrections Template		2015 CERT E.H.R. v	
01/01/21 - 12/31/21 Eligible	Class 3	Y1 Reporting Template		2015 CERT E.H.R. v	
01/01/21 - 12/31/21 Eligible	Class 3	Y1 Reporting Template		2015 CERT E.H.R. v	
01/01/21 - 12/31/21 Eligible	Class 3	Y1 Corrections Template		Data is pulled from	
01/01/22 - 02/28/22 Eligible	Class 3	Y1 Corrections Template		Data is pulled from	
01/01/21 - 12/31/21 Eligible	Class 3	Y1 Corrections Template		The clinic uses an I	
01/01/21 - 12/31/21 Eligible	Class 3	Y1 Corrections Template		The clinic uses an I	
01/01/21 - 12/31/21 Eligible	Class 3	Y1 Corrections Template		Data is pulled from	
01/01/21 - 12/31/21 Eligible	Class 3	Y1 Corrections Template		The clinic uses an I	
01/01/21 - 12/31/21 Eligible	Class 3	Y1 Reporting Template		We utilize the Epic	
01/01/22 - 02/28/22 Eligible	Class 3	Y1 Reporting Template		We utilize the Epic	
01/01/21 - 12/31/21 Eligible	Class 3	Y1 Corrections Template		We utilize the Epic	
01/01/21 - 12/31/21 Eligible	Class 3	Y1 Corrections Template		We utilize the Epic	
01/01/21 - 12/31/21 Eligible	Class 3	Y1 Reporting Template		We utilize the Epic	
01/01/21 - 12/31/21 Eligible	Class 3	Y1 Reporting Template		We utilize the Epic	
01/01/21 - 12/31/21 Eligible	Class 3	Y1 Reporting Template	Report built to pul	Report built to pul	
01/01/22 - 02/28/22 Eligible	Class 3	Y1 Reporting Template	Report built to pul	Report built to pul	
01/01/21 - 12/31/21 Eligible	Class 3	Y1 Reporting Template	Report built to pul	Report built to pul	
01/01/21 - 12/31/21 Eligible	Class 3	Y1 Reporting Template	The data was pulle	Report created to	
01/01/21 - 12/31/21 Eligible	Class 3	Y1 Reporting Template	Data pulled based	Report created to	
01/01/21 - 12/31/21 Eligible	Class 3	Y1 Reporting Template	Report built to pul	Report built to pul	
01/01/21 - 12/31/21 Eligible	Class 3	Y1 Reporting Template		We do not have ar	
01/01/22 - 02/28/22 Eligible	Class 3	Y1 Corrections Template	Obtained total # o	Obtained total # o	
01/01/21 - 12/31/21 Eligible	Class 3	Y1 Reporting Template		We do not see pat	
01/01/21 - 12/31/21 Eligible	Class 3	Y1 Reporting Template		We do not see any	
01/01/21 - 12/31/21 Eligible	Class 3	Y1 Reporting Template		Used Pt by Diagno	
01/01/21 - 12/31/21 Eligible	Class 3	Y1 Reporting Template		NQF0024 Report u	
01/01/21 - 12/31/21 Eligible	Class 3	Y1 Reporting Template		Reports were crea	
01/01/22 - 02/28/22 Eligible	Class 3	Y1 Corrections Template		Reports were crea	
01/01/21 - 12/31/21 Eligible	Class 3	Y1 Reporting Template		Reports were crea	

[illegible]

01/01/21 - 12/31/21	Eligible	Class 3	Y1 Corrections Template		Utilized available p	
01/01/21 - 12/31/21	Eligible	Class 3	Y1 Corrections Template		Utilized available p	
01/01/21 - 12/31/21	Eligible	Class 3	Y1 Corrections Template		Used Quality Metr	
01/01/21 - 12/31/21	Eligible	Class 3	Y1 Reporting Template		Used eCQM report	
01/01/21 - 12/31/21	Eligible	Class 3	Y1 Reporting Template	Used EMR Cognos	The PM software f	
01/01/22 - 02/28/22	Eligible	Class 3	Y1 Reporting Template	Used EMR Cognos	The PM software f	
01/01/21 - 12/31/21	Eligible	Class 3	Y1 Reporting Template	Used EMR Cognos	The PM software f	
01/01/21 - 12/31/21	Eligible	Class 3	Y1 Reporting Template	Used EMR Cognos	The PM software f	
01/01/21 - 12/31/21	Eligible	Class 3	Y1 Reporting Template	Used EMR Cognos	Used EMR Cognos	
01/01/21 - 12/31/21	Eligible	Class 3	Y1 Reporting Template	Used EMR Cognos	Used EMR Cognos	
01/01/21 - 12/31/21	Eligible	Class 3	Y1 Reporting Template		Epic EMR Reportin	
01/01/22 - 02/28/22	Eligible	Class 3	Y1 Reporting Template		Epic EMR reporting	
01/01/21 - 12/31/21	Eligible	Class 3	Y1 Reporting Template		Epic EMR Reportin	
01/01/21 - 12/31/21	Eligible	Class 3	Y1 Reporting Template		Epic EMR Reportin	
01/01/21 - 12/31/21	Eligible	Class 3	Y1 Reporting Template		Epic EMR Reportin	
01/01/21 - 12/31/21	Eligible	Class 3	Y1 Reporting Template		Epic EMR Reportin	
01/01/21 - 12/31/21	Eligible	Class 3	Y1 Reporting Template		Lab results in the p	
01/01/22 - 02/28/22	Eligible	Class 3	Y1 Corrections Template		Questions are aske	
01/01/21 - 12/31/21	Eligible	Class 3	Y1 Reporting Template		Care Coordination	
01/01/21 - 12/31/21	Eligible	Class 3	Y1 Reporting Template		Screenings are per	
01/01/21 - 12/31/21	Eligible	Class 3	Y1 Reporting Template	Denominator Dx c	Denominator Adm	
01/01/21 - 12/31/21	Eligible	Class 3	Y1 Reporting Template		Information on He	
01/01/21 - 12/31/21	Eligible	Class 3	Y1 Reporting Template		Using the EHR O2	
01/01/22 - 02/28/22	Eligible	Class 3	Y1 Reporting Template		Using the EHR O2	
01/01/21 - 12/31/21	Eligible	Class 3	Y1 Reporting Template		Using the EHR O2	
01/01/21 - 12/31/21	Eligible	Class 3	Y1 Reporting Template		Using the EHR O2	
01/01/21 - 12/31/21	Eligible	Class 3	Y1 Reporting Template		Using the EHR O2	
01/01/21 - 12/31/21	Eligible	Class 3	Y1 Reporting Template	GPCH pulled a listi	GPCH manually r	
01/01/22 - 02/28/22	Eligible	Class 3	Y1 Corrections Template	GPCH pulled a kep	GPCH does not scr	
01/01/21 - 12/31/21	Eligible	Class 3	Y1 Reporting Template	GPCH pulled all bir	Each patient had a	
01/01/21 - 12/31/21	Eligible	Class 3	Y1 Reporting Template	GPCH pulled all bir	Each patient had a	
01/01/21 - 12/31/21	Eligible	Class 3	Y1 Corrections Template	GPCH pulled a kep	GPCH does not scr	
01/01/21 - 12/31/21	Eligible	Class 3	Y1 Reporting Template	GPCH pulled a listi	GPCH pulled a rep	
01/01/21 - 12/31/21	Eligible	Class 3	Y1 Reporting Template		Data was abstracte	
01/01/22 - 02/28/22	Eligible	Class 3	Y1 Reporting Template		Data was abstracte	
01/01/21 - 12/31/21	Eligible	Class 3	Y1 Reporting Template		Data was abstracte	
01/01/21 - 12/31/21	Eligible	Class 3	Y1 Reporting Template		Data was abstracte	
01/01/21 - 12/31/21	Eligible	Class 3	Y1 Reporting Template		Data was abstracte	
01/01/21 - 12/31/21	Eligible	Class 3	Y1 Reporting Template		Athena has quality	
01/01/22 - 02/28/22	Eligible	Class 3	Y1 Corrections Template		Athena has quality	
01/01/21 - 12/31/21	Eligible	Class 3	Y1 Corrections Template		Athena has quality	
01/01/21 - 12/31/21	Eligible	Class 3	Y1 Reporting Template		AthenaNet Report	
01/01/21 - 12/31/21	Eligible	Class 3	Y1 Reporting Template		AthenaNet Report	
01/01/21 - 12/31/21	Eligible	Class 3	Y1 Reporting Template		AthenaNet Report	
01/01/21 - 12/31/21	Eligible	Class 3	Y1 Reporting Template		We utilize Epic E.H	
01/01/22 - 02/28/22	Eligible	Class 3	Y1 Reporting Template		We utilize the Epic	
01/01/21 - 12/31/21	Eligible	Class 3	Y1 Reporting Template		We utilize the Epic	
01/01/21 - 12/31/21	Eligible	Class 3	Y1 Reporting Template		We utilize the Epic	
01/01/21 - 12/31/21	Eligible	Class 3	Y1 Reporting Template		We utilize the Epic	
01/01/21 - 12/31/21	Eligible	Class 3	Y1 Reporting Template		We utilize the Epic	
01/01/21 - 12/31/21	Eligible	HRI	Y1 Corrections Template	Epic Resolute Billir	Epic Electronic Me	
01/01/21 - 12/31/21	Eligible	HRI	Y1 Corrections Template	Epic Resolute Billir	Epic Electronic Me	
01/01/21 - 12/31/21	Eligible	HRI	Y1 Corrections Template	Epic Resolute Billir	Epic Electronic Me	
01/01/21 - 12/31/21	Eligible	HRI	Y1 Corrections Template	Epic Resolute Billir	Epic Electronic Me	
01/01/21 - 12/31/21	Eligible	HRI	Y1 Corrections Template	Epic Resolute Billir	Epic Electronic Me	

01/01/21 - 12/31/21 Eligible	HRI	Y1 Corrections Template	Epic Resolute Billir	Epic Electronic Me	
01/01/21 - 12/31/21 Eligible	HRI	Y1 Corrections Template	Epic Resolute Billir	Epic Electronic Me	
01/01/21 - 12/31/21 Eligible	HRI	Y1 Corrections Template	Epic Resolute Billir	Epic Electronic Me	
01/01/21 - 12/31/21 Eligible	HRI	Y1 Corrections Template	Epic Resolute Billir	Epic Electronic Me	
01/01/21 - 12/31/21 Eligible	HRI	Y1 Corrections Template	Epic Resolute Billir	Epic Electronic Me	
01/01/21 - 12/31/21 Eligible	HRI	Y1 Corrections Template	Epic Resolute Billir	Epic Electronic Me	
01/01/22 - 02/28/22 Eligible	HRI	Y1 Corrections Template		Within Epic, the qu	
01/01/21 - 12/31/21 Eligible	HRI	Y1 Corrections Template	Epic Resolute Billir	Epic Electronic Me	
01/01/21 - 12/31/21 Eligible	HRI	Y1 Corrections Template	Epic Resolute Billir	Epic Electronic Me	
01/01/21 - 12/31/21 Eligible	HRI	Y1 Corrections Template	Epic Resolute Billir	Epic Electronic Me	
01/01/21 - 12/31/21 Eligible	HRI	Y1 Corrections Template	Epic Resolute Billir	Epic Electronic Me	

Y1R2 Data Source - HIE	Y1R2 Data Source - Registry	Y1R2 Data Source - Chart Review	Y1R2 Data Source - Other	Y1R2 MMC Reported	Y1R2: Sampling Used	Y1R2 All Payer Numer.	Y1R2 All Payer Denom.	Y1R2 All Payer Rate
				No	No	5802	20251	0.286504
				No	No	19257	21199	0.908392
				No	No	3641	10476	0.347556
				No	No	103	578	0.178201
				No	No	123	251	0.49004
				No	No	1743	2302	0.757168
				No	No	2836	3466	0.818234
				No	No	4907	5139	0.954855
				No	No	406	1155	0.351515
				No	No	1503	3067	0.490055
				No	No	1727	4227	0.408564
				No	No	2477	9786	0.253117
				No	No	0	190	0
				No	No	282	647	0.435858
				No	No	6	98	0.061224
				No	No	5868	6210	0.944928
				Yes	No	6632	40010	0.165759
				Yes	No	607	882	0.688209
				Yes	No	0	257	0
				Yes	No	419	3423	0.122407
				Yes	No	523	5325	0.098216
				Yes	No	1510	3365	0.448737
				Yes	No	129	439	0.29385
				Yes	No	7247	17212	0.421043
				Yes	No	16	357	0.044818
				Yes	No	283	568	0.498239
				Yes	No	39	164	0.237805
				Yes	No	29	29317	0.000989
				Yes	No	0	0	
				Yes	No	0	0	
				Yes	No	3	95	0.031579
				Yes	No	17552	29318	0.598677
				Yes	No	5793	19095	0.303378
				Yes	No	7341	11516	0.637461
				Yes	No	4939	11479	0.430264
				Yes	No	2	1263	0.001584
				Yes	No	61	626	0.097444
				Yes	No	10575	21939	0.482018
				Yes	No	1342	2154	0.623027
				Yes	No	1063	5287	0.201059
				Yes	No	1034	1868	0.553533
				Yes	No	1533	7153	0.214316
				Yes	No	859	2154	0.398793
				Yes	No	0	10318	0
				Yes	No	0	1756	0
				Yes	No	148	1209	0.122415
				Yes	No	47	585	0.080342
				Yes	No	5645	9598	0.588143
	Data from Immtra			Yes	No	32513	102826	0.316194

			Yes	No	87876	136764	0.642538
			Yes	No	28975	67913	0.426649
	Data from Immtra		Yes	No	607	1844	0.329176
	Data from Immtra		Yes	No	268	867	0.309112
			Yes	No	32231	183766	0.175392
			Yes	No	9532	17330	0.550029
			Yes	No	17083	28482	0.599782
			Yes	No	2859	5724	0.499476
			Yes	No	17019	43792	0.388633
			Yes	No	17127	27269	0.628076
			Yes	No	3295	55349	0.059531
			Yes	No	6	2497	0.002403
			Yes	No	257	3973	0.064687
			Yes	No	190	1326	0.143288
			Yes	No	17774	19064	0.932333
			Yes	No	55449	115811	0.478789
			Yes	No	100319	109665	0.914777
			Yes	No	24210	48422	0.499979
			Yes	No	138	232	0.594828
			Yes	No	148	232	0.637931
			Yes	No	4655	115986	0.040134
			Yes	No	21569	23627	0.912896
			Yes	No	5149	5549	0.927915
			Yes	No	1699	3309	0.513448
			Yes	No	25478	39697	0.641812
			Yes	No	6592	24021	0.274427
			Yes	No	0	15738	0
			Yes	No	508	615	0.826016
			Yes	No	2131	2628	0.810883
			Yes	No	302	2474	0.122207
			Yes	No	3223	3285	0.981126
			Yes	No	2902	10789	0.268978
			Yes	No	6600	7722	0.854701
			Yes	No	1247	3037	0.410603
			Yes	No	105	436	0.240826
			Yes	No	96	391	0.245524
			Yes	No	2844	7580	0.375198
			Yes	No	872	999	0.872873
			Yes	No	2424	3946	0.614293
			Yes	No	155	355	0.43662
			Yes	No	1750	2980	0.587248
			Yes	No	327	1017	0.321534
			Yes	No	2129	4468	0.4765
			Yes	No	3	226	0.013274
			Yes	No	0	241	0
			Yes	No	6	82	0.073171
			Yes	No	5543	7071	0.783906
			Yes	No	894	971	0.9207
			Yes	No	0	12477	0
			Yes	No	0	364	0
			Yes	No	0	461	0
			Yes	No	0	9	0
			Yes	No	1484	1659	0.894515
	Through the provic	After the denomin	Yes	No	232	727	0.31912
	Through the provic	After the denomin	Yes	No	0	2799	0
	Through the provic	After the denomin	Yes	No	16	294	0.054422
	Through the provic	After the denomin	Yes	No	307	348	0.882184

	Through the provi	After the denomin		Yes	No	1	7	0.142857
	Through the provi	After the denomin		Yes	No	1275	1599	0.797373
				Yes	No	35007	54455	0.642861
				Yes	No	68610	72448	0.947024
				Yes	No	14297	37888	0.377349
				Yes	No	15	292	0.05137
				Yes	No	8	146	0.054795
				Yes	No	33001	60315	0.547144
				Yes	No	4565	11794	0.387061
				Yes	No	4422	4969	0.889917
				Yes	No	748	1805	0.414404
				Yes	No	19219	29615	0.648962
				Yes	No	582	10892	0.053434
				Yes	No	299	22602	0.013229
				Yes	No	0	1401	0
				Yes	No	800	2119	0.377537
				Yes	No	89	517	0.172147
				Yes	No	154	171	0.900585
				No	No	6479	15176	0.426924
		Manual Tobacco S		No	No	12731	14493	0.878424
				No	No	1397	5586	0.25009
				No	No	4	71	0.056338
				No	No	26	111	0.234234
				No	No	9743	17983	0.541789
				No	No	2637	2801	0.941449
				No	No	1561	2028	0.769724
				No	No	301	834	0.360911
				No	No	2901	5872	0.49404
				No	No	994	4091	0.242972
				Yes	No	258	6797	0.037958
				No	No	0	0	
				No	No	0	0	
				No	No	39	402	0.097015
		Manual review of		No	Yes	1308.333	1654	0.791011
				Yes	No	10612	34057	0.311595
				Yes	No	42301	51062	0.828424
				Yes	No	6519	17770	0.366854
				Yes	No	314	1538	0.204161
				Yes	No	1526	4153	0.367445
				Yes	No	1780	5126	0.347249
				Yes	No	6759	8233	0.820964
				Yes	No	5222	5737	0.910232
				Yes	No	718	2208	0.325181
				Yes	No	11765	23148	0.508251
				Yes	No	4609	8235	0.559684
				Yes	No	0	10906	0
				Yes	No	15	282	0.053191
				Yes	No	292	1321	0.221045
				Yes	No	44	735	0.059864
				Yes	No	1844	5694	0.32385
			Treating diabetes i	Yes	No	0	0	
				Yes	No	4	99204	4.03E-05
			Treating pregnant	Yes	No	0	0	
			Treating pregnant	Yes	No	0	0	
				Yes	No	13	136	0.095588
				Yes	No	202244	216962	0.932163
				Yes	No	314	881	0.356413

			Yes	No	772	4186	0.184424
			OB/GYN practices	No	No	0	0
			OB/GYN practices	No	No	0	0
				Yes	No	17	80
				Yes	No	648	765
				Yes	No	1080	4035
				Yes	No	195	4366
				Yes	No	560	1749
				Yes	No	23	232
				Yes	No	70	162
				Yes	No	928	4082
				Yes	No	586	672
				Yes	No	1	243
				Yes	No	90	397
				Yes	No	744	1344
				Yes	No	196	672
				Yes	No	0	8011
		Reviewed all patie	Yes	No	0	126	0
		Reviewed all initia	Yes	No	3	255	0.011765
			Yes	No	19	101	0.188119
			Yes	No	1	2208	0.000453
			No	No	7774	41315	0.188164
			No	No	47152	51285	0.919411
			No	No	7789	18199	0.427991
			No	No	707	1618	0.436959
			No	No	308	888	0.346847
			No	No	7164	31438	0.227877
			No	No	3492	3950	0.884051
			No	No	11494	12481	0.92092
			No	No	2420	5675	0.426432
			No	No	2133	3337	0.639197
			No	No	1234	3950	0.312405
			No	No	0	20585	0
			No	No	0	1708	0
			No	No	2	2251	0.000888
			No	No	110	732	0.150273
			No	No	12924	13359	0.967438
			Yes	No	9147	15172	0.602887
			Yes	No	123949	125862	0.984801
			Yes	No	33418	43062	0.776044
			Yes	No	2268	3802	0.596528
			Yes	No	684	1207	0.566694
			Yes	No	87533	144097	0.607459
			Yes	No	23014	24347	0.94525
			Yes	No	14999	15131	0.991276
			Yes	No	2136	2538	0.841608
			Yes	No	34115	53965	0.632169
			Yes	No	7344	25901	0.283541
			Yes	No	3197	92989	0.03438
			Yes	No	5097	10849	0.469813
			Yes	No	9771	10583	0.923273
			Yes	No	200	454	0.440529
			Yes	No	17914	18952	0.94523
			No	No	2839	12220	0.232324
			No	No	30530	125833	0.242623
			No	No	0	300	0
			No	No	0	3438	0

			No	No	289	4078	0.070868
			No	No	26028	28445	0.915029
Through Epic's Car			Yes	No	98	212	0.462264
			Yes	No	137	18627	0.007355
			Yes	No	0	0	
			Yes	No	0	0	
			Yes	No	20	243	0.082305
			Yes	No	138385	150240	0.921093
			Yes	No	1060	2468	0.429498
			Yes	No	0	10948	0
			Yes	No	0	0	
			Yes	No	0	0	
			Yes	No	0	206	0
			Yes	No	3531	3531	1
			Yes	No	76580	190483	0.402031
			Yes	No	187876	199807	0.940287
			Yes	No	30753	67626	0.454751
			Yes	No	786	1883	0.417419
			Yes	No	505	1629	0.310006
			Yes	No	138266	184788	0.748241
			Yes	No	30781	33874	0.908691
			Yes	No	27769	30694	0.904705
			Yes	No	4394	11094	0.39607
			Yes	No	74791	105155	0.711245
			Yes	No	8141	35794	0.22744
			Yes	No	1164	111709	0.01042
			Yes	No	0	1690	0
			Yes	No	138	2623	0.052612
			Yes	No	252	3955	0.063717
			Yes	No	30361	34017	0.892524
			Yes	No	418	430	0.972093
			Yes	No	0	4789	0
		Electronic chart w	Yes	No	40	83	0.481928
		Electronic chart w	Yes	No	60	84	0.714286
			Yes	No	0	0	
			Yes	No	207	851	0.243243
			Yes	No	2120	5400	0.392593
			Yes	No	0	15288	0
			Yes	No	0	0	
			Yes	No	0	0	
			Yes	No	0	440	0
			Yes	No	2356	2356	1
			Yes	No	2909	4476	0.649911
			Yes	No	6963	7557	0.921397
			Yes	No	94	2327	0.040395
			Yes	No	0	0	
			Yes	No	0	0	
			Yes	No	731	6151	0.118842
			Yes	No	540	1135	0.475771
			Yes	No	122	132	0.924242
			Yes	No	0	3	0
			Yes	No	1439	2425	0.593402
			Yes	No	58	1162	0.049914
			Yes	No	0	1512	0
			Yes	No	0	0	
			Yes	No	0	0	
			Yes	No	0	0	

				Yes	No	0	0	
				Yes	No	1161	4760	0.243908
				Yes	No	0	32273	0
				Yes	No	0	425	0
				Yes	No	0	310	0
				Yes	No	0	4027	0
				Yes	No	8438	8438	1
				No	No	21773	49520	0.439681
				No	No	31736	36006	0.881409
				No	No	8671	24979	0.347132
				No	No	338	1368	0.247076
				No	No	376	916	0.41048
				No	No	21173	47674	0.44412
				No	No	4125	4613	0.894212
				No	No	7872	9557	0.823689
				No	No	1237	2160	0.572685
				No	No	11477	18670	0.61473
				No	No	3611	9556	0.377878
				No	No	2872	30301	0.094782
		A manual chart re		No	Yes	26.95	245	0.11
				No	No	419	564	0.742908
				No	No	17	182	0.093407
				No	No	8006	8198	0.97658
				Yes	No	1213	3525	0.344113
				Yes	No	330	2033	0.162322
				Yes	No	14	30	0.466667
				Yes	No	57	77	0.74026
				Yes	No	378	591	0.639594
				Yes	No	241	3899	0.061811
				Yes	No	23	37	0.621622
				Yes	No	3262	8119	0.401774
				Yes	No	25	62	0.403226
				Yes	No	37	42	0.880952
				Yes	No	8	36	0.222222
				Yes	No	96	14612	0.00657
				No	No	0	0	
				No	No	0	0	
				Yes	No	2	23	0.086957
				Yes	No	224	2102	0.106565
				Yes	No	4387	11937	0.367513
				Yes	No	9519	14049	0.677557
				Yes	No	2038	7198	0.283134
				Yes	No	0	66	0
				Yes	No	27	112	0.241071
				Yes	No	13066	13136	0.994671
				Yes	No	4130	4601	0.897631
				Yes	No	807	1303	0.61934
				Yes	No	261	453	0.576159
				Yes	No	3414	6608	0.516646
				Yes	No	1192	4088	0.291585
				Yes	No	14495	19221	0.754123
				Yes	No	0	200	0
				Yes	No	0	205	0
				Yes	No	112	192	0.583333
				Yes	No	0	1481	0
				Yes	No	1162	9001	0.129097
				Yes	No	596	1178	0.505942

				Yes	No	764	1264	0.60443
				Yes	No	195	2684	0.072653
				Yes	No	305	2034	0.149951
				Yes	No	1022	2382	0.429051
				Yes	No	36	50	0.72
				Yes	No	173	6105	0.028337
				Yes	No	49	1342	0.036513
				Yes	No	7	64	0.109375
				Yes	No	2	67	0.029851
				Yes	No	0	5778	0
				Yes	No	18	629	0.028617
				Yes	No	268	1028	0.2607
				Yes	No	17	169	0.100592
				Yes	No	2905	7713	0.376637
	Report generated	Data Validation for		No	No	583	1984	0.293851
		Data Validation.		No	No	0	5982	0
				No	No	47	48	0.979167
				No	No	0	85	0
	Report created and	Data Validation.		No	No	85	502	0.169323
	Report created to	Data Validation		No	No	1542	2742	0.562363
				Yes	No	1120	5396	0.207561
				Yes	No	0	22732	0
				Yes	No	171	569	0.300527
				Yes	No	783	1373	0.570284
				Yes	No	0	34	0
				Yes	No	4844	5277	0.917946
				No	No	0	0	
				No	No	122	8609	0.014171
				No	No	0	0	
				No	No	0	0	
				No	No	4	34	0.117647
				No	No	5925	6275	0.944223
				Yes	No	1385	3594	0.385364
				Yes	No	3860	13728	0.281177
				Yes	No	0	966	0
				Yes	No	957	1375	0.696
			We were unable to	No	No	0	0	
				Yes	No	191	269	0.710037
				Yes	No	235	1353	0.173688
				Yes	No	0	4107	0
				Yes	No	0	231	0
				Yes	No	0	216	0
				Yes	No	0	775	0
				Yes	No	97	97	1
				Yes	No	259	18779	0.013792
				Yes	No	2595	10742	0.241575
				Yes	No	93	7564	0.012295
				Yes	No	0	462	0
				Yes	No	1	221	0.004525
				Yes	No	28	15807	0.001771
				Yes	No	1388	1579	0.879037
				Yes	No	79	2045	0.038631
				Yes	No	720	1084	0.664207
				Yes	No	2312	4731	0.488692
				Yes	No	817	2015	0.405459
				Yes	No	0	7028	0
				Yes	No	0	355	0

				Yes	No	230	342	0.672515
				Yes	No	3	1460	0.002055
				Yes	No	2718	3173	0.856603
				Yes	No	503	2206	0.228015
				Yes	No	2852	5995	0.47573
				Yes	No	0	762	0
				Yes	No	23	230	0.1
				Yes	No	0	202	0
				Yes	No	668	672	0.994048
				Yes	No	2448	6661	0.367512
				Yes	No	10253	10379	0.98786
				Yes	No	2936	5200	0.564615
				Yes	No	7	16	0.4375
				Yes	No	4	6	0.666667
				Yes	No	1869	2126	0.879116
				Yes	No	2394	2415	0.991304
				Yes	No	124	158	0.78481
				Yes	No	90	182	0.494505
				Yes	No	64	4058	0.015771
				Yes	No	752	2415	0.311387
				Yes	No	0	4185	0
				Yes	No	162	170	0.952941
				Yes	No	82	203	0.403941
				Yes	No	0	30	0
				Yes	No	0	56	0
				No	No	3152	14839	0.212413
				No	No	11184	17388	0.643202
				No	No	3190	7380	0.432249
				No	No	1	423	0.002364
				No	No	6	273	0.021978
				No	No	6915	18073	0.382615
				No	No	1421	5009	0.283689
				No	No	2030	3849	0.52741
				No	No	149	414	0.359903
				No	No	1852	3567	0.519204
				No	No	668	2238	0.298481
			One of the clinics c	No	No	117	5680	0.020599
				No	No	0	99	0
				No	No	0	657	0
				No	No	14	107	0.130841
				No	No	2099	3798	0.552659
				Yes	No	1	1	1
			At this time we are	No	No	0	66	0
			We do not provide	No	No	0	0	
				No	No	0	0	
		Pulled patients by		Yes	No	1	7	0.142857
				No	No	2674	11923	0.224272
		Patient charts wer		No	Yes	179.6522	1033	0.173913
		Patient charts will		No	No	0	5522	0
				No	No	0	0	
				No	No	0	0	

			No	No	0	182	0
		Patient charts were	No	Yes	2279	2279	1
			Treating diabetes	Yes	No	0	0
				Yes	No	0	4181
			Treating pregnant	Yes	No	0	0
			Treating pregnant	Yes	No	0	0
				Yes	No	1	7
				Yes	No	7111	7589
		Manual review of	No	Yes	16359.67	43305	0.377778
		Manual review of	No	Yes	31871.05	37461	0.85078
		Manual review of	No	Yes	1977.491	12954	0.152655
			No	No	286	912	0.313596
			No	No	98	489	0.200409
			No	No	2764	45287	0.061033
			No	No	4398	4917	0.894448
		Manual review of	No	Yes	3024	6300	0.48
		Manual review of	No	Yes	417.8995	1040	0.401826
		Manual review of	No	Yes	14365.61	20471	0.701754
			No	No	1202	5989	0.200701
			Yes	No	206	13514	0.015243
		Manual review of	No	Yes	0	288	0
		Manual review of	No	Yes	16.69492	591	0.028249
			No	No	17	321	0.05296
			No	No	8857	10384	0.852947
		manual chart review	Yes	No	158	536	0.294776
		manual chart review	Yoakum Family Practice	Yes	No	0	2291
			Yoakum Family Practice	Yes	No	0	10
			Yoakum Family Practice	Yes	No	0	10
		manual chart review	Yes	No	1	31	0.032258
		manual chart review	Yes	No	963	1130	0.852212
			Yes	No	113	242	0.466942
			Yes	No	0	809	0
			Yes	No	0	71	0
			Yes	No	0	92	0
			Yes	No	0	22	0
			Yes	No	33	33	1
			No	No	336	1494	0.2249
			No	No	3225	22870	0.141014
			No	No	0	0	
			No	No	0	0	
			No	No	14	417	0.033573
			No	No	8199	9078	0.903173
			Yes	No	1877	4490	0.41804
			No	No	0	5912	0
			Yes	No	381	1278	0.298122
			Yes	No	0	5912	0
			Yes	No	0	1115	0
			Yes	No	68	2808	0.024217
			No	No	0	1	0
		Used manual chart	Used www.chadis.	No	Yes	450.5164	591
			We do not see patient	No	No	0	0
			We do not see any	No	No	0	0
		I reviewed list of n		No	No	5	54
				No	No	1762	2747
				No	No	114	264
			Yes	No	0	3240	0
			No	No	0	3	0

				No	No	0	231	0
				No	No	2	73	0.027397
				No	No	840	1229	0.683483
		The 34 patient cha		Yes	No	7	34	0.205882
			The numerator is c	Yes	No	0	576	0
				No	No	15	15	1
				No	No	0	0	
				No	No	61	1238	0.049273
				Yes	No	3239	3239	1
	UT Health Physicia			Yes	No	29190	50384	0.579351
	UT Health Physicia			Yes	No	107555	119385	0.900909
	UT Health Physicia			Yes	No	10753	23107	0.465357
	UT Health Physicia			Yes	No	109	447	0.243848
	UT Health Physicia			Yes	No	106	276	0.384058
	UT Health Physicia			Yes	No	31479	32419	0.971005
	UT Health Physicia			Yes	No	6651	8508	0.781735
	UT Health Physicia			Yes	No	7695	10138	0.759025
	UT Health Physicia			Yes	No	1300	2368	0.548986
	UT Health Physicia			Yes	No	18523	28063	0.660051
	UT Health Physicia			Yes	No	1096	8673	0.126369
	UT Health Physicia			Yes	No	776	27780	0.027934
	UT Health Physicia	Manual review of		Yes	Yes	4.936	1234	0.004
	UT Health Physicia	Manual review of		Yes	Yes	340.1514	912	0.372973
	UT Health Physicia			Yes	No	348	1514	0.229855
	UT Health Physicia			Yes	No	4394	5627	0.780878
				Yes	No	586	5300	0.110566
				Yes	No	0	6155	0
		Took the initial pat		Yes	Yes	0	435	0
		Took the initial pat		Yes	Yes	0	449	0
	Generated a repor	Total of 305 patier		Yes	Yes	20.06579	305	0.065789
				Yes	No	1803	4241	0.425136
				No	No	733	3886	0.188626
				No	No	22042	73859	0.298434
				No	No	0	3	0
				No	No	0	941	0
				No	No	125	2057	0.060768
				No	No	16848	18906	0.891146
				Yes	No	1862	9306	0.200086
				Yes	No	755	1356	0.556785
				Yes	No	0	1252	0
				Yes	No	0	1919	0
				Yes	No	45	297	0.151515
				Yes	No	14465	14469	0.999724
				Yes	No	363	726	0.5
				Yes	No	0	4744	0

				Yes	No	300	441	0.680272
				Yes	No	321	441	0.727891
				Yes	No	2	93	0.021505
				Yes	No	1074	1518	0.70751
				Yes	No	213	799	0.266583
				Yes	No	0	4072	0
		Some manual char		Yes	No	2	311	0.006431
		Some manual char		Yes	No	317	381	0.832021
				Yes	No	53	215	0.246512
				Yes	No	1820	3258	0.558625
				No	No	4347	15258	0.2849
				No	No	0	21569	0
				No	No	9	1636	0.005501
				No	No	758	824	0.919903
				No	No	260	846	0.307329
				No	No	9709	10015	0.969446
		Outside lab results		Yes	No	31	56	0.553571
				Yes	No	3650	10605	0.344177
	Patient Visit type i			Yes	No	0	0	
				Yes	No	4054	4706	0.861453
	Denominator Adm	Denominator Adm		Yes	No	0	9	0
				Yes	No	19245	32885	0.585221
				Yes	No	2	3	0.666667
				Yes	No	0	4786	0
				Yes	No	0	0	
				Yes	No	0	0	
		Using the EHR O2		Yes	No	0	0	
				Yes	No	8893	8893	1
		GPCH manually r		Yes	No	0	0	
				Yes	No	0	563	0
		A manual review v		Yes	No	0	0	
		A manual review v		Yes	No	0	0	
				Yes	No	0	39	0
				Yes	No	0	0	
				Yes	No	293	764	0.383508
				Yes	No	5515	5551	0.993515
				Yes	No	0	0	
				Yes	No	0	0	
				Yes	No	87	177	0.491525
				Yes	No	903	1322	0.683056
				Yes	No	197	683	0.288433
				Yes	No	0	2802	0
				Yes	No	0	633	0
				Yes	No	6	11	0.545455
				Yes	No	6	78	0.076923
				Yes	No	40	96	0.416667
				No	No	563	2470	0.227935
				No	No	6277	31244	0.200903
				No	No	0	82	0
				No	No	0	1766	0
				No	No	26	754	0.034483
				No	No	8884	9842	0.902662
Greater Houston H				Yes	No	63535	152886	0.415571
Greater Houston H				Yes	No	92076	100479	0.916371
Greater Houston H				Yes	No	39381	60496	0.650969
Greater Houston H				Yes	No	2082	4530	0.459603
Greater Houston H				Yes	No	1195	2957	0.404126

Greater Houston F				Yes	No	66418	108443	0.612469
Greater Houston F				Yes	No	13974	17130	0.815762
Greater Houston F				Yes	No	26592	30924	0.859915
Greater Houston F				Yes	No	8012	12486	0.641679
Greater Houston F				Yes	No	32142	47707	0.673738
Greater Houston F				Yes	No	3769	15105	0.24952
				Yes	No	157	76846	0.002043
Greater Houston F				Yes	No	103	4577	0.022504
Greater Houston F				Yes	No	3403	5852	0.581511
Greater Houston F				Yes	No	695	1458	0.47668
Greater Houston F				Yes	No	42224	44856	0.941323

Y1R2 MMC Numer.	Y1R2 MMC Denom.	Y1R2 MMC Rate	Y1R2 All Medicaid/ Other Medicaid Numer.	Y1R2 All Medicaid / Other Medicaid Denom.	Y1R2 All Medicaid/ Other Medicaid Rate	Y1R2 Uninsured Numer.	Y1R2 Uninsured Denom.	Y1R2 Uninsure d Rate	Y1R2 Feedback Status
			2362	5783	0.408439	280	1203	0.232751	Accepted
			2219	2500	0.8876	1817	1972	0.9214	Accepted
			677	1676	0.403938	493	1255	0.392829	Accepted
			94	424	0.221698	0	0		Accepted
			107	201	0.532338	1	1	1	Accepted
			1284	1421	0.903589	12	68	0.176471	Accepted
			217	261	0.831418	323	367	0.880109	Accepted
			3401	3522	0.965645	20	23	0.869565	Accepted
			187	539	0.346939	15	32	0.46875	Accepted
			104	209	0.497608	134	289	0.463668	Accepted
			149	314	0.474522	265	554	0.478339	Accepted
			2079	3382	0.614725	2	463	0.00432	Accepted
			0	148	0	0	0		Accepted
			116	265	0.437736	0	0		Accepted
			3	25	0.12	0	9	0	Accepted
			4582	4823	0.950031	4	5	0.8	Accepted
4299	22244	0.193266	896	5363	0.167071	7	68	0.102941	Accepted
378	464	0.814655	58	104	0.557692	1	3	0.333333	Accepted
0	32	0	0	33	0	0	4	0	Accepted
279	2257	0.123615	39	375	0.104	1	3	0.333333	Accepted
346	2883	0.120014	65	536	0.121269	3	11	0.272727	Accepted
896	1924	0.465696	136	379	0.358839	0	7	0	Accepted
152	197	0.771574	31	45	0.688889	0	1	0	Accepted
3857	6682	0.577222	581	1584	0.366793	9	36	0.25	Accepted
10	209	0.047847	4	69	0.057971	0	0		Accepted
147	260	0.565385	44	120	0.366667	0	2	0	Accepted
32	131	0.244275	7	28	0.25	0	0		Accepted
14	17565	0.000797	2	2831	0.000706	0	52	0	Accepted
0	0		0	0		0	0		Accepted
0	0		0	0		0	0		Accepted
2	53	0.037736	0	25	0	0	0		Accepted
7829	12678	0.617526	1835	2672	0.686751	37	57	0.649123	Accepted
2223	7295	0.304729	275	999	0.275275	62	978	0.063395	Accepted
1629	2619	0.621993	316	483	0.654244	162	625	0.2592	Accepted
1350	2308	0.584922	335	543	0.616943	116	1185	0.09789	Accepted
0	989	0	0	44	0	0	22	0	Accepted
45	383	0.117493	6	47	0.12766	0	10	0	Accepted
2427	5460	0.444505	929	1029	0.902818	356	1512	0.23545	Accepted
245	329	0.744681	40	55	0.727273	53	98	0.540816	Accepted
588	2796	0.2103	99	417	0.23741	11	165	0.066667	Accepted
446	752	0.593085	212	313	0.677316	11	40	0.275	Accepted
139	821	0.169306	34	149	0.228188	61	350	0.174286	Accepted
148	329	0.449848	23	55	0.418182	5	98	0.05102	Accepted
0	4228	0	0	395	0	0	479	0	Accepted
0	907	0	0	155	0	0	102	0	Accepted
80	397	0.201511	5	124	0.040323	1	59	0.016949	Accepted
16	174	0.091954	4	66	0.060606	3	33	0.090909	Accepted
3414	5877	0.580909	504	736	0.684783	56	242	0.231405	Accepted
6204	16833	0.368562	2081	8428	0.246915	613	20829	0.02943	Accepted

7729	11491	0.672613	3931	8231	0.477585	2146	25207	0.085135	Accepted
3571	7112	0.502109	2272	6100	0.372459	1867	19442	0.096029	Accepted
401	1320	0.303788	53	158	0.335443	3	40	0.075	Accepted
146	406	0.359606	24	77	0.311688	1	70	0.014286	Accepted
3142	14487	0.216884	1401	9709	0.144299	751	36051	0.020832	Accepted
986	1536	0.641927	530	1196	0.443144	174	4922	0.035351	Accepted
5134	9129	0.562384	1432	2545	0.562672	492	2246	0.219056	Accepted
1139	1955	0.582609	383	846	0.452719	57	333	0.171171	Accepted
1311	3399	0.385702	910	3150	0.288889	377	11559	0.032615	Accepted
1390	2310	0.601732	1481	2024	0.731719	9485	9656	0.982291	Accepted
1808	11468	0.157656	163	3349	0.048671	40	14359	0.002786	Accepted
1	1218	0.000821	1	213	0.004695	0	97	0	Accepted with Feedback
173	1856	0.093211	53	786	0.06743	17	301	0.056478	Accepted
30	268	0.11194	24	135	0.177778	3	43	0.069767	Accepted
8479	9316	0.910155	1486	1632	0.910539	1731	1841	0.94025	Accepted
5602	8780	0.638041	3019	3848	0.784563	17946	24873	0.721505	Accepted
4509	5000	0.9018	5492	6350	0.864882	32510	34968	0.929707	Accepted with Feedback
1055	3059	0.344884	2118	4091	0.517722	12776	18702	0.683135	Accepted with Feedback
132	213	0.619718	1	2	0.5	0	6	0	Accepted with Feedback
94	126	0.746032	16	20	0.8	11	30	0.366667	Accepted
744	7237	0.102805	876	5800	0.151034	1507	37874	0.03979	Accepted
558	652	0.855828	1261	1381	0.913106	9238	9711	0.951292	Accepted with Feedback
1871	2004	0.933633	486	533	0.91182	1046	1132	0.924028	Accepted
442	847	0.521842	375	718	0.522284	520	971	0.53553	Accepted
732	1188	0.616162	1281	2058	0.622449	7001	10899	0.642353	Accepted with Feedback
252	687	0.366812	387	1382	0.280029	2803	9706	0.28879	Accepted with Feedback
0	1397	0	0	31	0	0	204	0	Accepted
117	146	0.80137	172	208	0.826923	177	209	0.84689	Accepted with Feedback
372	481	0.773389	1175	1461	0.804244	410	473	0.866808	Accepted with Feedback
19	124	0.153226	41	300	0.136667	85	756	0.112434	Accepted with Feedback
1840	1862	0.988185	260	266	0.977444	589	594	0.991582	Accepted
1517	4365	0.347537	22	122	0.180328	528	997	0.529589	Accepted
1319	1695	0.778171	77	103	0.747573	114	135	0.844444	Accepted
269	874	0.30778	54	96	0.5625	35	95	0.368421	Accepted
82	319	0.257053	1	2	0.5	3	49	0.061224	Accepted
62	166	0.373494	0	0		8	156	0.051282	Accepted
976	2210	0.441629	21	47	0.446809	35	733	0.047749	Accepted
232	262	0.885496	2	4	0.5	8	19	0.421053	Accepted
1459	2294	0.636007	26	36	0.722222	380	747	0.508701	Accepted
79	127	0.622047	1	13	0.076923	0	2	0	Accepted
313	523	0.59847	3	8	0.375	18	38	0.473684	Accepted
92	261	0.35249	2	4	0.5	16	19	0.842105	Accepted
1132	2009	0.563464	31	45	0.688889	50	369	0.135501	Accepted
1	64	0.015625	0	2	0	1	11	0.090909	Accepted
0	55	0	0	5	0	0	8	0	Accepted
3	37	0.081081	0	0		0	0		Accepted
3721	3904	0.953125	42	42	1	417	1663	0.250752	Accepted
0	0		79	82	0.963415	44	45	0.977778	Accepted
0	2738	0	0	111	0	0	1174	0	Accepted
0	206	0	0	31	0	0	3	0	Accepted
0	281	0	0	32	0	0	15	0	Accepted
0	2	0	0	0		0	7	0	Accepted
0	0		770	859	0.896391	40	47	0.851064	Accepted
28	79	0.35443	21	56	0.375	46	119	0.386555	Accepted
0	796	0	0	284	0	0	286	0	Accepted
10	216	0.046296	4	39	0.102564	0	5	0	Accepted
222	254	0.874016	45	50	0.9	8	8	1	Accepted

1	4	0.25	0	0		0	0		Accepted
839	1035	0.810628	253	318	0.795597	77	105	0.733333	Accepted
840	2374	0.353833	834	2033	0.410231	614	896	0.685268	Accepted
789	870	0.906897	1161	1256	0.924363	1349	1420	0.95	Accepted
129	517	0.249516	484	1106	0.437613	262	698	0.375358	Accepted
4	95	0.042105	4	64	0.0625	0	1	0	Accepted
1	50	0.02	3	16	0.1875	0	1	0	Accepted
452	1210	0.373554	324	883	0.366931	664	1068	0.621723	Accepted
105	213	0.492958	45	157	0.286624	95	212	0.448113	Accepted
958	1073	0.892824	478	549	0.870674	55	64	0.859375	Accepted
47	188	0.25	199	303	0.656766	4	20	0.2	Accepted
188	272	0.691176	167	274	0.609489	375	599	0.626043	Accepted
12	233	0.051502	11	157	0.070064	11	187	0.058824	Accepted
45	771	0.058366	9	745	0.012081	1	369	0.00271	Accepted
0	7	0	0	242	0	0	6	0	Accepted
0	0		201	405	0.496296	3	6	0.5	Accepted
3	8	0.375	0	4	0	1	18	0.055556	Accepted
9	9	1	19	22	0.863636	0	1	0	Accepted with Feedback
			888	2196	0.404372	312	1239	0.251816	Accepted
			992	1220	0.813115	599	695	0.861871	Accepted
			309	858	0.36014	281	822	0.341849	Accepted
			3	50	0.06	0	2	0	Accepted
			14	51	0.27451	0	4	0	Accepted
			850	1442	0.589459	1084	1621	0.668723	Accepted
			248	263	0.942966	194	213	0.910798	Accepted
			671	813	0.825338	111	168	0.660714	Accepted
			100	186	0.537634	11	80	0.1375	Accepted
			247	491	0.503055	196	431	0.454756	Accepted
			124	426	0.29108	141	365	0.386301	Accepted
14	275	0.050909	47	488	0.096311	5	314	0.015924	Accepted with Feedback
			0	0		0	0		Accepted with Feedback
			0	0		0	0		Accepted with Feedback
			2	65	0.030769	3	39	0.076923	Accepted
			674.6667	869	0.776371	82.96296	112	0.740741	Accepted
113	406	0.278325	47	155	0.303226	185	1748	0.105835	Accepted with Feedback
617	714	0.864146	220	266	0.827068	3192	4794	0.665832	Accepted
136	404	0.336634	29	111	0.261261	241	2043	0.117964	Accepted
21	180	0.116667	2	10	0.2	3	30	0.1	Accepted
91	253	0.359684	2	16	0.125	20	107	0.186916	Accepted
46	152	0.302632	11	32	0.34375	91	286	0.318182	Accepted
83	106	0.783019	46	58	0.793103	343	527	0.650854	Accepted
328	366	0.896175	30	34	0.882353	189	237	0.797468	Accepted with Feedback
74	161	0.459627	7	21	0.333333	59	241	0.244813	Accepted
119	209	0.569378	67	121	0.553719	431	1254	0.3437	Accepted
54	106	0.509434	30	58	0.517241	203	528	0.38447	Accepted
0	7	0	0	1	0	0	13	0	Accepted with Feedback
4	46	0.086957	0	0		0	3	0	Accepted
44	122	0.360656	5	16	0.3125	14	57	0.245614	Accepted
0	17	0	0	6	0	4	91	0.043956	Accepted
105	353	0.29745	3	34	0.088235	27	235	0.114894	Accepted with Feedback
0	0		0	0		0	0		Accepted
3	45881	6.54E-05	0	1363	0	0	2275	0	Accepted with Feedback
0	0		0	0		0	0		Accepted
0	0		0	0		0	0		Accepted
5	49	0.102041	0	6	0	0	4	0	Accepted
76221	81115	0.939666	1809	1932	0.936335	5807	6576	0.88306	Accepted
20	46	0.434783	8	20	0.4	36	71	0.507042	Accepted

83	379	0.218997	10	21	0.47619	39	355	0.109859	Accepted
			0	0		0	0		Accepted
			0	0		0	0		Accepted
4	9	0.444444	0	0		3	9	0.333333	Accepted
257	315	0.815873	21	24	0.875	67	73	0.917808	Accepted
338	1651	0.204724	4	49	0.081633	8	23	0.347826	Accepted with Feedback
51	904	0.056416	3	95	0.031579	2	42	0.047619	Accepted with Feedback
143	432	0.331019	37	74	0.5	9	25	0.36	Accepted
20	207	0.096618	0	1	0	0	0		Accepted
64	136	0.470588	0	1	0	0	0		Accepted
442	1256	0.351911	5	76	0.065789	4	34	0.117647	Accepted
93	113	0.823009	4	5	0.8	7	7	1	Accepted
1	176	0.005682	0	2	0	0	0		Accepted with Feedback
55	230	0.23913	5	20	0.25	0	1	0	Accepted with Feedback
95	186	0.510753	2	8	0.25	5	12	0.416667	Accepted
46	113	0.40708	2	5	0.4	2	7	0.285714	Accepted
0	3698	0	0	178	0	0	955	0	Accepted
0	105	0	0	3	0	0	4	0	Accepted
1	220	0.004545	1	13	0.076923	0	3	0	Accepted
6	40	0.15	1	4	0.25	0	0		Accepted with Feedback
1	1930	0.000518	0	9	0	0	0		Accepted with Feedback
			2883	10788	0.267241	472	4258	0.11085	Accepted
			5588	6170	0.905673	6436	7424	0.866918	Accepted
			2293	3744	0.612447	634	2218	0.285843	Accepted
			441	1066	0.413696	13	41	0.317073	Accepted
			175	507	0.345168	4	27	0.148148	Accepted
			441	3512	0.125569	1226	4412	0.277879	Accepted
			358	408	0.877451	416	501	0.830339	Accepted
			3730	3875	0.962581	1443	1672	0.863038	Accepted
			1104	1847	0.597726	198	623	0.317817	Accepted
			165	245	0.673469	380	619	0.613893	Accepted
			161	408	0.394608	212	501	0.423154	Accepted
			0	5736	0	0	2278	0	Accepted
			0	1114	0	0	86	0	Accepted
			2	1379	0.00145	0	91	0	Accepted with Feedback
			9	95	0.094737	13	98	0.132653	Accepted
			7079	7145	0.990763	496	601	0.825291	Accepted
3327	4524	0.735411	384	576	0.666667	2987	4264	0.700516	Accepted
19817	20179	0.982061	21095	21230	0.993641	54391	55400	0.981787	Accepted
2308	3210	0.719003	6866	7499	0.915589	17875	23767	0.752093	Accepted
2110	3446	0.612304	88	187	0.470588	21	60	0.35	Accepted
534	845	0.631953	19	57	0.333333	58	160	0.3625	Accepted
14410	26936	0.534972	10556	23174	0.45551	33162	49085	0.675604	Accepted
2031	2202	0.922343	1254	1352	0.927515	13216	13851	0.954155	Accepted
9338	9395	0.993933	1226	1239	0.989508	1841	1885	0.976658	Accepted
581	682	0.851906	588	652	0.90184	294	417	0.705036	Accepted
4605	7602	0.605762	1856	3090	0.600647	17908	28260	0.633687	Accepted
934	3225	0.289612	407	1336	0.304641	4305	14258	0.301936	Accepted
297	24288	0.012228	144	9539	0.015096	2207	40304	0.054759	Accepted
1854	4629	0.400518	841	1743	0.482501	5	28	0.178571	Accepted
4534	4910	0.923422	4941	5339	0.925454	17	18	0.944444	Accepted
32	93	0.344086	19	49	0.387755	92	204	0.45098	Accepted
13580	13974	0.971805	824	874	0.942792	1943	1998	0.972472	Accepted
			218	529	0.412098	10	23	0.434783	Accepted
			1300	13559	0.095877	29	223	0.130045	Accepted with Feedback
			0	224	0	0	0		Accepted
			0	1408	0	0	3	0	Accepted

			15	282	0.053191	0	5	0	Accepted
			8355	9127	0.915416	13	15	0.866667	Accepted with Feedback
52	93	0.55914	0	2	0	2	3	0.666667	Accepted
36	10061	0.003578	1	254	0.003937	1	75	0.013333	Accepted
0	0		0	0		0	0		Accepted
0	0		0	0		0	0		Accepted
4	66	0.060606	0	5	0	0	2	0	Accepted
36244	38250	0.947556	643	696	0.923851	2380	2736	0.869883	Accepted
78	106	0.735849	1	1	1	115	130	0.884615	Accepted
0	1631	0	0	70	0	0	2620	0	Accepted
0	0		0	0		0	0		Accepted
0	0		0	0		0	0		Accepted
0	40	0	0	1	0	0	10	0	Accepted
106	106	1	24	24	1	3312	3312	1	Accepted
5082	16118	0.3153	401	2004	0.2001	3330	13396	0.248582	Accepted
7750	8670	0.893887	1436	1639	0.876144	11023	12500	0.88184	Accepted
2105	4813	0.437357	523	1214	0.430807	2365	7756	0.304925	Accepted
254	727	0.349381	2	33	0.060606	41	120	0.341667	Accepted
232	579	0.400691	4	20	0.2	17	97	0.175258	Accepted
6151	10203	0.602862	1018	1597	0.637445	10727	15364	0.698191	Accepted
1283	1456	0.881181	242	286	0.846154	2641	3025	0.873058	Accepted
8682	9428	0.920874	542	634	0.85489	1867	2176	0.857996	Accepted
1227	2412	0.508706	139	328	0.42378	230	912	0.252193	Accepted
1893	2781	0.68069	436	625	0.6976	4878	7516	0.649015	Accepted
510	1446	0.352697	105	293	0.358362	1346	3302	0.407632	Accepted
74	10608	0.006976	27	1031	0.026188	97	7257	0.013366	Accepted
0	549	0	0	8	0	0	67	0	Accepted
61	704	0.086648	19	136	0.139706	7	171	0.040936	Accepted
19	340	0.055882	1	32	0.03125	18	297	0.060606	Accepted
9783	10840	0.902491	635	705	0.900709	2010	2336	0.860445	Accepted
13	13	1	1	1	1	16	16	1	Accepted with Feedback
0	1062	0	0	70	0	0	249	0	Accepted
14	40	0.35	2	3	0.666667	0	3	0	Accepted with Feedback
28	40	0.7	2	3	0.666667	2	3	0.666667	Accepted with Feedback
0	0		0	0		0	0		Accepted
129	316	0.408228	11	20	0.55	8	46	0.173913	Accepted
153	224	0.683036	5	9	0.555556	357	462	0.772727	Accepted
0	1647	0	0	92	0	0	2161	0	Accepted
0	0		0	0		0	0		Accepted
0	0		0	0		0	0		Accepted
0	57	0	0	3	0	0	40	0	Accepted
71	71	1	7	7	1	2249	2249	1	Accepted
18	39	0.461538	29	46	0.630435	15	41	0.365854	Accepted
62	68	0.911765	74	88	0.840909	68	76	0.894737	Accepted with Feedback
0	22	0	2	21	0.095238	1	42	0.02381	Accepted with Feedback
0	0		0	0		0	0		Accepted with Feedback
0	0		0	0		0	0		Accepted with Feedback
3	43	0.069767	0	75	0	4	73	0.054795	Accepted with Feedback
5	10	0.5	6	13	0.461538	3	6	0.5	Accepted with Feedback
9	9	1	3	3	1	2	4	0.5	Accepted
0	3	0	0	0		0	0		Accepted with Feedback
7	13	0.538462	1402	2365	0.592812	12	18	0.666667	Accepted with Feedback
1	10	0.1	0	11	0	2	5	0.4	Accepted
0	10	0	0	32	0	0	14	0	Accepted
0	0		0	0		0	0		Accepted with Feedback
0	0		0	0		0	0		Accepted with Feedback
0	0		0	0		0	0		Accepted with Feedback

0	0		0	0		0	0	Accepted with Feedback
64	155	0.412903	8	14	0.571429	148	243	0.609053 Accepted
0	3210	0	0	210	0	0	3105	0 Accepted
0	197	0	0	15	0	0	42	0 Accepted
0	27	0	0	2	0	0	42	0 Accepted
0	260	0	0	24	0	0	296	0 Accepted
484	484	1	37	37	1	7804	7804	1 Accepted
			7819	17343	0.450845	4120	12383	0.332714 Accepted
			7609	8708	0.873794	9125	10737	0.849865 Accepted
			3566	7124	0.500561	2307	8164	0.282582 Accepted
			244	1041	0.23439	4	50	0.08 Accepted
			278	605	0.459504	13	74	0.175676 Accepted
			4895	10481	0.467036	6399	16016	0.399538 Accepted
			809	917	0.882225	1458	1670	0.873054 Accepted
			4886	5867	0.832794	879	1078	0.815399 Accepted
			775	1194	0.649079	162	329	0.492401 Accepted
			2181	3316	0.65772	3599	6235	0.577225 Accepted
			721	1768	0.407805	1407	3263	0.431198 Accepted
			754	10374	0.072682	795	7870	0.101017 Accepted
			19.3	193	0.1	1	3	0.333333 Accepted
			326	439	0.742597	11	15	0.733333 Accepted
			6	64	0.09375	3	56	0.053571 Accepted
			5548	5671	0.978311	489	504	0.970238 Accepted
808	2397	0.337088	71	213	0.333333	16	65	0.246154 Accepted
178	995	0.178894	12	121	0.099174	14	110	0.127273 Accepted with Feedback
8	17	0.470588	1	3	0.333333	2	4	0.5 Accepted
45	60	0.75	1	2	0.5	1	2	0.5 Accepted with Feedback
232	336	0.690476	58	84	0.690476	25	63	0.396825 Accepted
132	1995	0.066165	19	266	0.071429	2	105	0.019048 Accepted with Feedback
14	17	0.823529	1	2	0.5	1	2	0.5 Accepted
1715	4059	0.422518	237	472	0.502119	286	870	0.328736 Accepted
13	37	0.351351	5	10	0.5	3	4	0.75 Accepted
30	33	0.909091	4	4	1	0	0	Accepted
8	17	0.470588	0	2	0	0	2	0 Accepted
37	5598	0.00661	39	3095	0.012601	4	526	0.007605 Accepted
			0	0		0	0	Accepted
			0	0		0	0	Accepted
1	16	0.0625	0	1	0	0	0	Accepted
165	1528	0.107984	22	207	0.10628	8	40	0.2 Accepted
3	13	0.230769	470	1229	0.382425	1799	4875	0.369026 Accepted with Feedback
14	15	0.933333	692	1002	0.690619	3833	5828	0.657687 Accepted with Feedback
5	8	0.625	256	658	0.389058	1222	3806	0.321072 Accepted with Feedback
0	1	0	0	40	0	0	8	0 Accepted with Feedback
0	0		16	47	0.340426	3	20	0.15 Accepted with Feedback
17	17	1	1131	1148	0.985192	5404	5433	0.994662 Accepted with Feedback
1	2	0.5	231	261	0.885057	1876	2047	0.916463 Accepted with Feedback
12	14	0.857143	381	580	0.656897	176	294	0.598639 Accepted with Feedback
2	3	0.666667	125	173	0.722543	94	183	0.513661 Accepted with Feedback
0	2	0	147	262	0.561069	1294	2597	0.498267 Accepted with Feedback
1	1	1	70	185	0.378378	572	1819	0.314458 Accepted with Feedback
24	26	0.923077	1507	2054	0.73369	5619	7549	0.744337 Accepted with Feedback
0	5	0	0	165	0	0	15	0 Accepted with Feedback
0	4	0	0	140	0	0	33	0 Accepted with Feedback
0	0		12	22	0.545455	42	83	0.506024 Accepted with Feedback
0	10	0	0	741	0	0	214	0 Accepted with Feedback
178	1256	0.14172	14	152	0.092105	0	2	0 Accepted
192	648	0.296296	40	98	0.408163	0	2	0 Accepted

220	438	0.502283	48	71	0.676056	1	2	0.5	Accepted
27	322	0.083851	1	18	0.055556	0	1	0	Accepted
35	176	0.198864	2	13	0.153846	0	1	0	Accepted
164	499	0.328657	9	30	0.3	1	1	1	Accepted
12	26	0.461538	4	4	1	0	0		Accepted
56	651	0.086022	9	68	0.132353	0	3	0	Accepted with Feedback
4	513	0.007797	1	57	0.017544	0	2	0	Accepted with Feedback
3	19	0.157895	0	0		0	0		Accepted with Feedback
1	26	0.038462	0	4	0	0	0		Accepted
0	984	0	0	321	0	0	136	0	Accepted
14	365	0.038356	1	41	0.02439	1	13	0.076923	Accepted
176	591	0.2978	12	50	0.24	1	27	0.037037	Accepted
2	19	0.105263	0	26	0	0	0		Accepted
323	1008	0.320437	19	79	0.240506	1	1	1	Accepted
			48	165	0.290909	53	96	0.552083	Accepted
			0	843	0	0	1311	0	Accepted
			21	22	0.954545	2	2	1	Accepted
			0	19	0	0	20	0	Accepted
			6	45	0.133333	4	22	0.181818	Accepted
			826	1340	0.616418	78	142	0.549296	Accepted with Feedback
36	132	0.272727	0	8	0	110	245	0.44898	Accepted
0	4526	0	0	42	0	0	784	0	Accepted
113	282	0.400709	7	7	1	9	37	0.243243	Accepted
466	530	0.879245	12	18	0.666667	22	66	0.333333	Accepted
0	1	0	0	0		0	11	0	Accepted
2142	2270	0.943612	11	14	0.785714	221	263	0.840304	Accepted
			0	0		0	0		Accepted
			42	4603	0.009124	0	11	0	Accepted
			0	0		0	0		Accepted
			0	0		0	0		Accepted
			3	20	0.15	0	0		Accepted
			3196	3365	0.949777	0	0		Accepted with Feedback
69	174	0.396552	98	283	0.34629	77	190	0.405263	Accepted with Feedback
221	628	0.351911	470	1117	0.42077	72	253	0.284585	Accepted with Feedback
0	411	0	0	128	0	0	21	0	Accepted
298	445	0.669663	140	182	0.769231	35	40	0.875	Accepted
			0	0		0	0		Accepted
92	132	0.69697	14	19	0.736842	5	6	0.833333	Accepted with Feedback
8	15	0.533333	0	0		19	51	0.372549	Accepted
0	69	0	0	2	0	0	297	0	Accepted
0	28	0	0	0		0	19	0	Accepted
0	6	0	0	0		0	21	0	Accepted
0	15	0	0	1	0	0	34	0	Accepted
1	1	1	0	0		93	93	1	Accepted
96	4859	0.019757	18	878	0.020501	17	877	0.019384	Accepted with Feedback
242	1699	0.142437	44	435	0.101149	232	623	0.372392	Accepted with Feedback
19	1426	0.013324	12	579	0.020725	39	606	0.064356	Accepted with Feedback
0	329	0	0	22	0	0	22	0	Accepted
1	121	0.008264	0	25	0	0	25	0	Accepted
1	2432	0.000411	1	709	0.00141	5	713	0.007013	Accepted with Feedback
143	165	0.866667	22	25	0.88	222	225	0.986667	Accepted
34	1059	0.032106	2	130	0.015385	4	132	0.030303	Accepted with Feedback
280	378	0.740741	70	93	0.752688	199	321	0.619938	Accepted
219	409	0.535452	44	77	0.571429	354	387	0.914729	Accepted
80	191	0.418848	14	31	0.451613	186	203	0.916256	Accepted
0	2308	0	0	383	0	0	1137	0	Accepted
0	143	0	0	14	0	0	14	0	Accepted

97	145	0.668966	4	13	0.307692	59	68	0.867647	Accepted
2	293	0.006826	0	48	0	0	48	0	Accepted
1614	1869	0.863563	211	238	0.886555	356	383	0.929504	Accepted
54	147	0.367347	12	28	0.428571	145	295	0.491525	Accepted
271	620	0.437097	38	94	0.404255	251	400	0.6275	Accepted
0	405	0	0	9	0	0	6	0	Accepted
6	78	0.076923	3	16	0.1875	0	1	0	Accepted
0	19	0	0	4	0	0	12	0	Accepted
335	338	0.991124	7	7	1	15	15	1	Accepted with Feedback
433	1174	0.368825	143	366	0.39071	1184	3300	0.358788	Accepted
729	745	0.978523	167	171	0.976608	5057	6003	0.842412	Accepted
289	494	0.58502	75	136	0.551471	1400	2747	0.509647	Accepted
5	10	0.5	0	1	0	2	4	0.5	Accepted
2	2	1	1	1	1	0	1	0	Accepted
294	356	0.825843	95	119	0.798319	1137	1249	0.910328	Accepted with Feedback
162	165	0.981818	100	100	1	1421	1430	0.993706	Accepted
46	63	0.730159	12	14	0.857143	44	55	0.8	Accepted
2	4	0.5	4	7	0.571429	57	111	0.513514	Accepted with Feedback
8	281	0.02847	0	83	0	37	2265	0.016336	Accepted with Feedback
51	165	0.309091	31	100	0.31	485	1430	0.339161	Accepted
0	322	0	0	0	0	0	96	0	Accepted
102	107	0.953271	3	4	0.75	2	2	1	Accepted
49	119	0.411765	12	24	0.5	7	12	0.583333	Accepted
0	18	0	0	4	0	0	3	0	Accepted
0	30	0	0	9	0	0	4	0	Accepted
			627	3241	0.193459	269	2348	0.114566	Accepted
			807	1358	0.594256	1749	2644	0.661498	Accepted
			350	861	0.406504	720	1886	0.38176	Accepted
			0	299	0	0	119	0	Accepted
			2	175	0.011429	0	15	0	Accepted
			562	1634	0.343941	1259	13950	0.090251	Accepted
			131	470	0.278723	630	996	0.63253	Accepted
			173	331	0.522659	589	1169	0.503849	Accepted
			51	153	0.333333	8	55	0.145455	Accepted
			151	295	0.511864	545	2189	0.248972	Accepted
			59	212	0.278302	294	842	0.349169	Accepted
			9	1299	0.006928	45	851	0.052879	Accepted
			0	28	0	0	3	0	Accepted
			0	15	0	0	12	0	Accepted
			0	6	0	0	33	0	Accepted
			1250	2483	0.503423	120	143	0.839161	Accepted
1	1	1	0	0		0	0		Accepted
			0	24	0	0	6	0	Accepted
			0	0		0	0		Accepted
			0	0		0	0		Accepted
1	5	0.2	0	0		0	0		Accepted
			1166	6267	0.186054	109	377	0.289125	Accepted
									Correction Required
									Correction Required
									Correction Required
									Correction Required
									Correction Required
									Correction Required
			19.57895	124	0.157895	29.60526	125	0.236842	Accepted
			0	1081	0	0	537	0	Accepted
			0	0		0	0		Accepted
			0	0		0	0		Accepted

			0	28	0	0	20	0	Accepted
			888	888	1	410	410	1	Accepted
0	0		0	0		0	0		Accepted
0	835	0	0	201	0	0	131	0	Accepted
0	0		0	0		0	0		Accepted
0	0		0	0		0	0		Accepted
0	2	0	0	0		0	0		Accepted
882	953	0.925498	174	187	0.930481	271	310	0.874194	Accepted
			2885.488	7170	0.402439	338	1690	0.2	Accepted
			2120.25	3084	0.6875	600.7273	944	0.636364	Accepted
			351.2167	1621	0.216667	152.6786	855	0.178571	Accepted
			107	492	0.21748	7	36	0.194444	Accepted
			46	206	0.223301	4	32	0.125	Accepted
			157	4572	0.034339	47	2361	0.019907	Accepted
			379	414	0.915459	103	138	0.746377	Accepted
			1347.151	2465	0.546512	101.0323	348	0.290323	Accepted
			303.9885	499	0.609195	19.27273	53	0.363636	Accepted
			859.9032	1159	0.741935	388.125	690	0.5625	Accepted
			116	455	0.254945	87	195	0.446154	Accepted
11	1157	0.009507	22	1101	0.019982	3	480	0.00625	Accepted
			0	258	0	0	2	0	Accepted
			15.55147	423	0.036765	0	14	0	Accepted
			1	70	0.014286	1	11	0.090909	Accepted
			3630	4270	0.850117	397	504	0.787698	Accepted
14	29	0.482759	3	5	0.6	22	44	0.5	Accepted
0	352	0	0	9	0	0	140	0	Accepted
0	5	0	0	0		0	0		Accepted
0	5	0	0	0		0	0		Accepted
0	6	0	0	0		0	4	0	Accepted
468	504	0.928571	5	6	0.833333	55	69	0.797101	Accepted
4	4	1	1	1	1	7	8	0.875	Accepted
0	48	0	0	5	0	0	51	0	Accepted
0	13	0	0	0		0	10	0	Accepted
0	28	0	0	0		0	10	0	Accepted
0	3	0	0	0		0	0		Accepted
2	2	1	1	1	1	30	30	1	Accepted
			11	32	0.34375	0	0		Accepted
			55	1445	0.038062	0	2	0	Accepted
			0	0		0	0		Accepted
			0	0		0	0		Accepted
			0	15	0	0	0		Accepted
			1159	1278	0.906886	0	0		Accepted with Feedback
79	179	0.441341	4	12	0.333333	128	252	0.507937	Accepted
			0	1059	0	0	249	0	Accepted
152	467	0.325482	26	54	0.481481	4	22	0.181818	Accepted
0	382	0	0	71	0	0	31	0	Accepted
0	64	0	0	17	0	0	30	0	Accepted
31	792	0.039141	2	44	0.045455	9	700	0.012857	Accepted with Feedback
			0	0		0	0		Accepted with Feedback
			214.0385	265	0.807692	8	12	0.666667	Accepted with Feedback
			0	0		0	0		Accepted
			0	0		0	0		Accepted
			1	24	0.041667	0	0		Accepted with Feedback
			793	1236	0.641586	18	27	0.666667	Accepted
			4	14	0.285714	14	23	0.608696	Accepted
0	770	0	0	54	0	0	287	0	Accepted
			0	3	0	0	0		Accepted

			0	138	0	0	5	0	Accepted
			0	13	0	2	8	0.25	Accepted
			172	251	0.685259	56	93	0.602151	Accepted
									Correction Required
									Correction Required
									Correction Required
									Correction Required
									Correction Required
									Correction Required
									Withdrawn
									Withdrawn
									Withdrawn
									Withdrawn
									Withdrawn
									Withdrawn
5	26	0.192308	0	2	0	0	2	0	Accepted
0	409	0	0	9	0	0	37	0	Accepted
			13	15	0.866667	0	15	0	Accepted with Feedback
			0	0		0	0		Accepted with Feedback
			39	61	0.639344	5	61	0.081967	Accepted with Feedback
2382	2382	1	119	119	1	132	132	1	Accepted
3159	8117	0.389183	1047	2565	0.408187	1158	4172	0.277565	Accepted with Feedback
11675	13057	0.894156	6160	6765	0.910569	13050	14957	0.872501	Accepted with Feedback
1063	2563	0.414748	833	1281	0.650273	1326	2289	0.579292	Accepted with Feedback
70	297	0.23569	0	2	0	1	8	0.125	Accepted with Feedback
68	151	0.450331	1	3	0.333333	1	7	0.142857	Accepted with Feedback
966	1072	0.901119	413	443	0.93228	518	577	0.897747	Accepted with Feedback
649	942	0.68896	386	565	0.683186	695	805	0.863354	Accepted with Feedback
3260	4497	0.724928	183	221	0.828054	388	530	0.732075	Accepted with Feedback
341	551	0.618875	116	165	0.70303	99	134	0.738806	Accepted with Feedback
1690	2510	0.673307	1123	1779	0.631254	1828	2954	0.618822	Accepted with Feedback
130	919	0.141458	71	541	0.131238	190	947	0.200634	Accepted with Feedback
164	4204	0.03901	79	1324	0.059668	106	1991	0.05324	Accepted with Feedback
4.79775	427	0.011236	0	102	0	0	98	0	Accepted
76.6111	197	0.388889	41.6087	87	0.478261	69.72973	172	0.405405	Accepted
25	105	0.238095	12	57	0.210526	3	55	0.054545	Accepted with Feedback
2275	3090	0.736246	28	76	0.368421	67	104	0.644231	Accepted with Feedback
20	83	0.240964	3	20	0.15	17	114	0.149123	Accepted
0	97	0	0	196	0	0	223	0	Accepted with Feedback
0	167	0	0	9	0	0	15	0	Accepted
0	156	0	0	11	0	0	10	0	Accepted
9	18	0.5	0	11	0	0	15	0	Accepted
1000	2250	0.444444	23	44	0.522727	91	255	0.356863	Accepted
			3	11	0.272727	0	5	0	Accepted
			634	1904	0.332983	50	192	0.260417	Accepted with Feedback
			0	2	0	0	0		Accepted
			0	130	0	0	0		Accepted
			1	18	0.055556	0	1	0	Accepted
			3078	3592	0.856904	19	29	0.655172	Accepted with Feedback
79	246	0.321138	34	90	0.377778	162	419	0.386635	Accepted
189	210	0.9	35	43	0.813953	11	16	0.6875	Accepted
0	281	0	0	154	0	0	25	0	Accepted
0	461	0	0	263	0	0	53	0	Accepted
1	17	0.058824	4	26	0.153846	1	8	0.125	Accepted with Feedback
4998	4998	1	1058	1059	0.999056	242	242	1	Accepted
10	18	0.555556	16	30	0.533333	0	0		Accepted with Feedback
0	277	0	0	32	0	0	736	0	Accepted

172	249	0.690763	2	2	1	12	21	0.571429	Accepted
186	249	0.746988	1	2	0.5	18	21	0.857143	Accepted
0	1	0	0	0		0	2	0	Accepted
0	0		90	134	0.671642	5	9	0.555556	Accepted with Feedback
21	74	0.283784	1	3	0.333333	99	318	0.311321	Accepted
0	2193	0	0	77	0	0	665	0	Accepted
2	185	0.010811	0	17	0	0	0		Accepted
196	235	0.834043	13	19	0.684211	0	0		Accepted
7	44	0.159091	1	9	0.111111	14	79	0.177215	Accepted
1034	1739	0.594595	12	24	0.5	15	66	0.227273	Accepted
			667	1983	0.336359	2140	6704	0.319212	Accepted
			0	6573	0	0	6995	0	Accepted
			8	1500	0.005333	1	32	0.03125	Accepted
			382	416	0.918269	99	111	0.891892	Accepted
			42	183	0.229508	173	421	0.410926	Accepted
			7661	7915	0.967909	486	498	0.975904	Accepted
14	30	0.466667	0	0		2	2	1	Accepted
2475	7192	0.344132	38	116	0.327586	58	167	0.347305	Accepted
0	0		0	0		0	0		Accepted with Feedback
2715	3173	0.855657	15	19	0.789474	38	44	0.863636	Accepted
0	8	0	0	0		0	0		Accepted
13076	23000	0.568522	155	226	0.685841	290	369	0.785908	Accepted with Feedback
1	2	0.5	0	0		0	0		Accepted
0	4006	0	0	135	0	0	125	0	Accepted
0	0		0	0		0	0		Accepted
0	0		0	0		0	0		Accepted
0	0		0	0		0	0		Accepted
6713	6713	1	471	471	1	412	412	1	Accepted
0	0		0	0		0	0		Accepted with Feedback
0	78	0	0	178	0	0	5	0	Accepted
0	0		0	0		0	0		Accepted with Feedback
0	0		0	0		0	0		Accepted with Feedback
0	0		0	2	0	0	15	0	Accepted
0	0		0	0		0	0		Accepted with Feedback
17	29	0.586207	8	35	0.228571	183	450	0.406667	Accepted with Feedback
496	499	0.993988	1266	1291	0.980635	2902	2906	0.998624	Accepted with Feedback
0	0		0	0		0	0		Accepted
0	0		0	0		0	0		Accepted
11	23	0.478261	15	35	0.428571	34	73	0.465753	Accepted with Feedback
75	86	0.872093	588	646	0.910217	198	524	0.377863	Accepted with Feedback
14	29	0.482759	19	39	0.487179	10	16	0.625	Accepted with Feedback
0	496	0	0	47	0	0	64	0	Accepted
0	263	0	0	55	0	0	31	0	Accepted with Feedback
0	2	0	0	1	0	0	0		Accepted
1	36	0.027778	0	1	0	0	1	0	Accepted
13	33	0.393939	0	0		2	5	0.4	Accepted with Feedback
			28	58	0.482759	1	4	0.25	Accepted
			356	3819	0.093218	8	78	0.102564	Accepted
			0	52	0	0	0		Accepted
			0	568	0	0	0		Accepted
			1	38	0.026316	0	1	0	Accepted
			2466	2782	0.886413	4	5	0.8	Accepted with Feedback
15852	39769	0.398602	5118	11329	0.451761	333	3067	0.108575	Accepted
11763	12845	0.915765	8184	8742	0.93617	1229	1510	0.813907	Accepted
6382	9059	0.704493	7395	8798	0.840532	792	2068	0.382979	Accepted
1279	3025	0.42281	13	33	0.393939	11	69	0.15942	Accepted
629	1413	0.445152	57	105	0.542857	10	38	0.263158	Accepted

8900	16108	0.55252	6356	9618	0.660844	1534	3275	0.468397	Accepted
1244	1588	0.783375	946	1237	0.764753	207	368	0.5625	Accepted
11979	13523	0.885824	1419	1572	0.902672	439	614	0.714984	Accepted
3875	5203	0.744763	1795	2078	0.863811	74	202	0.366337	Accepted
2219	3177	0.698458	1681	2480	0.677823	753	1238	0.608239	Accepted
447	1493	0.299397	322	1133	0.284201	195	354	0.550847	Accepted
33	23952	0.001378	12	4812	0.002494	8	1528	0.005236	Accepted
50	2237	0.022351	49	1609	0.030454	0	1	0	Accepted
1900	3028	0.627477	1352	2011	0.672302	2	3	0.666667	Accepted
151	336	0.449405	26	70	0.371429	8	28	0.285714	Accepted
21015	21865	0.961125	1440	1518	0.948617	611	718	0.850975	Accepted

Data includes reporting though Y1 Corrections period

Unique Measure ID	Provider ID	TPI	NPI	Provider Name	SDA	Program Component	Measure ID
T1003824038_T1-101	T1003824038			TEXAS TECH UNIVERSIT	El Paso	T1	T1-101
T1013256098_T1-101	T1013256098			CHILDREN'S MEDICAL C	Dallas	T1	T1-101
T1013942150_T1-101	T1013942150			TEXAS TECH UNIVERSIT	Lubbock	T1	T1-101
T1033157821_T1-101	T1033157821			UT PHYSICIANS	Harris	T1	T1-101
T1053352914_T1-101	T1053352914			BAYLOR COLLEGE OF M	Harris	T1	T1-101
T1053416289_T1-101	T1053416289			UNIVERSITY OF NORTH	Tarrant	T1	T1-101
T1053832253_T1-101	T1053832253			UNIVERSITY OF TEXAS S	Dallas	T1	T1-101
T1063400778_T1-101	T1063400778			UNIVERSITY OF TEXAS F	MRSA North	T1	T1-101
T1063468031_T1-101	T1063468031			LUBBOCK COUNTY HOS	Lubbock	T1	T1-101
T1063699312_T1-101	T1063699312			TEXAS A&M PHYSICIAN	MRSA Centra	T1	T1-101
T1083663363_T1-101	T1083663363			TEXAS TECH UNIVERSIT	Lubbock	T1	T1-101
T1093754475_T1-101	T1093754475			DALLAS COUNTY HOSPI	Dallas	T1	T1-101
T1124092036_T1-101	T1124092036			CHRISTUS GOOD SHEP	MRSA North	T1	T1-101
T1194787218_T1-101	T1194787218			CHRISTUS SANTA ROSA	Bexar	T1	T1-101
T1225082050_T1-101	T1225082050			UNIVERSITY OF TEXAS S	Tarrant	T1	T1-101
T1245313329_T1-101	T1245313329			UNIVERSITY HEALTH SY	Bexar	T1	T1-101
T1285079764_T1-101	T1285079764			BAYLOR COLLEGE OF M	Bexar	T1	T1-101
T1316936990_T1-101	T1316936990			UNIVERSITY MEDICAL C	El Paso	T1	T1-101
T1346652575_T1-101	T1346652575			CHRISTUS SANTA ROSA	Bexar	T1	T1-101
T1407845084_T1-101	T1407845084			TEXAS TECH UNIVERSIT	MRSA West	T1	T1-101
T1457382947_T1-101	T1457382947			CHRISTUS SPOHN HEAL	Nueces	T1	T1-101
T1477960730_T1-101	T1477960730			UNIVERSITY OF TEXAS F	Hidalgo	T1	T1-101
T1609382662_T1-101	T1609382662			ETMC PHYSICIAN GROU	MRSA North	T1	T1-101
T1720051717_T1-101	T1720051717			UT HEALTH PHYSICIANS	Bexar	T1	T1-101
T1942241146_T1-101	T1942241146			UTMB FACULTY GROUF	Harris	T1	T1-101

Measure Name	Measure Type	Y1R2 Reporting Period	Y1R2 Measure Eligibility	Y1R2 Source	Y1R2 Provider Class
Care team includes person	Structure	Apr 2022	Eligible	Y1 Reporting Template	HRI
Care team includes person	Structure	Apr 2022	Eligible	Y1 Reporting Template	IME, Class 3
Care team includes person	Structure	Apr 2022	Eligible	Y1 Reporting Template	HRI
Care team includes person	Structure	Apr 2022	Eligible	Y1 Reporting Template	HRI
Care team includes person	Structure	Apr 2022	Eligible	Y1 Reporting Template	HRI
Care team includes person	Structure	Apr 2022	Eligible	Y1 Reporting Template	HRI
Care team includes person	Structure	Apr 2022	Eligible	Y1 Reporting Template	HRI
Care team includes person	Structure	Apr 2022	Eligible	Y1 Reporting Template	HRI
Care team includes person	Structure	Apr 2022	Eligible	Y1 Reporting Template	HRI
Care team includes person	Structure	Apr 2022	Eligible	Y1 Reporting Template	IME, Class 3
Care team includes person	Structure	Apr 2022	Eligible	Y1 Reporting Template	HRI
Care team includes person	Structure	Apr 2022	Eligible	Y1 Reporting Template	HRI
Care team includes person	Structure	Apr 2022	Eligible	Y1 Reporting Template	IME, Class 3
Care team includes person	Structure	Apr 2022	Eligible	Y1 Reporting Template	IME, Class 3
Care team includes person	Structure	Apr 2022	Not Eligible	Y1 Reporting Template	IME
Care team includes person	Structure	Apr 2022	Eligible	Y1 Reporting Template	HRI
Care team includes person	Structure	Apr 2022	Eligible	Y1 Reporting Template	IME, Class 3
Care team includes person	Structure	Apr 2022	Eligible	Y1 Reporting Template	HRI
Care team includes person	Structure	Apr 2022	Eligible	Y1 Reporting Template	IME
Care team includes person	Structure	Apr 2022	Eligible	Y1 Reporting Template	IME, Class 3
Care team includes person	Structure	Apr 2022	Eligible	Y1 Reporting Template	HRI
Care team includes person	Structure	Apr 2022	Eligible	Y1 Reporting Template	IME, Class 3
Care team includes person	Structure	Apr 2022	Eligible	Y1 Reporting Template	HRI
Care team includes person	Structure	Apr 2022	Eligible	Y1 Reporting Template	HRI
Care team includes person	Structure	Apr 2022	Eligible	Y1 Reporting Template	HRI
Care team includes person	Structure	Apr 2022	Eligible	Y1 Reporting Template	HRI
Care team includes person	Structure	Apr 2022	Eligible	Y1 Reporting Template	HRI

Y1R2: 1) As of August 31, 2021, does your organization's care team include any of the following	Y1R2: 2a) Social Worker (e.g., not a licensed clinical social worker)	Y1R2: 2b) Community Health Worker (CHW) and/or Promotor(s)	Y1R2: 2c) Medical Assistant	Y1R2: 2d) Other
Yes	No	No	No	Yes
Yes	No	No	Yes	No
Yes	Yes	Yes	Yes	No
Yes	Yes	Yes	No	Yes
Yes	Yes	Yes	Yes	No
Yes	No	No	Yes	Yes
Yes	No	Yes	No	No
Yes	No	Yes	No	No
Yes	No	Yes	No	No
Yes	No	Yes	Yes	Yes
No, and not planning to by August 31, 2022				
Yes	Yes	Yes	Yes	No
Yes	No	No	Yes	Yes
Yes	No	Yes	No	No
Yes	Yes	No	Yes	No
Yes	Yes	Yes	Yes	Yes
No, and not planning to by August 31, 2022				
Yes	No	Yes	Yes	No
Yes	Yes	No	No	No
Yes	No	Yes	Yes	No
Yes	No	Yes	Yes	No
Yes	No	No	No	Yes
Yes	No	Yes	Yes	Yes
Yes	Yes	Yes	Yes	No

Y1R2: 3) Please describe the “Other” types of personnel not requiring clinical licensure that your organization	Y1R2: 4) Understanding there are staffing fluctuations, please estimate the total number of these full-	Y1R2: 5) Please estimate the average monthly number of patients served by all these FTE positions. This estimate	Y1R2: 6) Describe your organization’s current or planned use of personnel not requiring clinical licensure in a	Y1R2: 7) Describe why your organization is not planning to use personnel not requiring clinical licensure in a
Business Assistant, Coord	4	576	These Care Coordinators	
	0	0	Although the majority of	
	20	4700	Our care coordination rol	
Care coordination is man	38	900	Community Health Work	
	29	2970	Non-clinical licensed pers	
HSC Health utilizes admin	6	140	HSC Health utilizes both a	
	3	160	UT Southwestern’s comm	
	7	3500	Staff are to assist with de	
	1	235	Our CHW has the followin	
We use Patient Relations	5	815	We currently use Commu	
				Our organization is curre
	272	79300	They are an interal part o	
The other members of the	34	15000	We hired schedulers with	
	3	160	UT Southwestern’s comm	
	14	2500	They connect the patient	
Ambulatory Service Repre	71	8442	Our organization utilizes r	
				UMC requires that all care
	35	10000	We hired schedulers with	
	4	55	Currently our organization	
	50	15000	We hired schedulers with	
	60	8585	UTRGV leverages the posi	
Patient Access staff mem	1	998	Call Medicare Wellness pa	
Quality Improvement Spe	220	76000	We utilize Community He	
	345	98500	Ambulatory Social Worker	

Y1R2: To what extent are implementation decisions influenced by TIPPS participation?	Y1R2 Feedback Status
Strongly influenced	Accepted
Somewhat influenced	Accepted
Not influenced	Accepted
Somewhat influenced	Accepted
Not influenced	Accepted
Not influenced	Accepted
Not influenced	Accepted
Somewhat influenced	Accepted
Not influenced	Accepted
Somewhat influenced	Accepted
Somewhat influenced	Accepted
Not influenced	Accepted
Somewhat influenced	Accepted
	Withdrawn
Not influenced	Accepted
Not influenced	Accepted
Not influenced	Accepted
Somewhat influenced	Accepted
Not influenced	Accepted
Not influenced	Accepted
Strongly influenced	Accepted
Not influenced	Accepted
Not influenced	Accepted
Somewhat influenced	Accepted
Not influenced	Accepted

Data includes reporting though Y1 Corrections period

Unique Measure ID	Provider ID	TPI	NPI	Provider Name	SDA	Program Component	Measure ID	Measure Name
T1003824038_T1-105	T1003824038			TEXAS TECH	El Paso	T1	T1-105	Health Informa
T1013256098_T1-105	T1013256098			CHILDREN'S	Dallas	T1	T1-105	Health Informa
T1013942150_T1-105	T1013942150			TEXAS TECH	Lubbock	T1	T1-105	Health Informa
T1033157821_T1-105	T1033157821			UT PHYSICIAN	Harris	T1	T1-105	Health Informa
T1053352914_T1-105	T1053352914			BAYLOR COLI	Harris	T1	T1-105	Health Informa
T1053416289_T1-105	T1053416289			UNIVERSITY	Tarrant	T1	T1-105	Health Informa
T1053832253_T1-105	T1053832253			UNIVERSITY	Dallas	T1	T1-105	Health Informa
T1063400778_T1-105	T1063400778			UNIVERSITY	MRSA North	T1	T1-105	Health Informa
T1063468031_T1-105	T1063468031			LUBBOCK CO	Lubbock	T1	T1-105	Health Informa
T1063699312_T1-105	T1063699312			TEXAS A&M	MRSA Centra	T1	T1-105	Health Informa
T1083663363_T1-105	T1083663363			TEXAS TECH	Lubbock	T1	T1-105	Health Informa
T1093754475_T1-105	T1093754475			DALLAS COU	Dallas	T1	T1-105	Health Informa
T1124092036_T1-105	T1124092036			CHRISTUS GC	MRSA North	T1	T1-105	Health Informa
T1194787218_T1-105	T1194787218			CHRISTUS SA	Bexar	T1	T1-105	Health Informa
T1225082050_T1-105	T1225082050			UNIVERSITY	Tarrant	T1	T1-105	Health Informa
T1245313329_T1-105	T1245313329			UNIVERSITY	Bexar	T1	T1-105	Health Informa
T1285079764_T1-105	T1285079764			BAYLOR COLI	Bexar	T1	T1-105	Health Informa
T1316936990_T1-105	T1316936990			UNIVERSITY	El Paso	T1	T1-105	Health Informa
T1346652575_T1-105	T1346652575			CHRISTUS SA	Bexar	T1	T1-105	Health Informa
T1407845084_T1-105	T1407845084			TEXAS TECH	MRSA West	T1	T1-105	Health Informa
T1457382947_T1-105	T1457382947			CHRISTUS SP	Nueces	T1	T1-105	Health Informa
T1477960730_T1-105	T1477960730			UNIVERSITY	Hidalgo	T1	T1-105	Health Informa
T1609382662_T1-105	T1609382662			ETMC PHYSIC	MRSA North	T1	T1-105	Health Informa
T1720051717_T1-105	T1720051717			UT HEALTH P	Bexar	T1	T1-105	Health Informa
T1942241146_T1-105	T1942241146			UTMB FACUL	Harris	T1	T1-105	Health Informa

Measure Type	Y1R2 Reporting Period	Y1R2 Measure Eligibility	Y1R2 Source	Y1R2 Provider Class	Y1R2: 1) As of August 31, 2021, does your organization connect with any of the following public HIEs: HIETexas EDEN, HASA, PHIX, GHH, ICC,
Structure	Apr 2022	Eligible	Y1 Reporting Template	HRI	Yes
Structure	Apr 2022	Eligible	Y1 Reporting Template	IME, Class 3	Yes
Structure	Apr 2022	Eligible	Y1 Reporting Template	HRI	No, but planning to by August
Structure	Apr 2022	Eligible	Y1 Reporting Template	HRI	Yes
Structure	Apr 2022	Eligible	Y1 Reporting Template	HRI	Yes
Structure	Apr 2022	Eligible	Y1 Reporting Template	HRI	Yes
Structure	Apr 2022	Eligible	Y1 Reporting Template	HRI	Yes
Structure	Apr 2022	Eligible	Y1 Reporting Template	HRI	Yes
Structure	Apr 2022	Eligible	Y1 Reporting Template	IME, Class 3	Yes
Structure	Apr 2022	Eligible	Y1 Reporting Template	HRI	No, and not planning to by August
Structure	Apr 2022	Eligible	Y1 Reporting Template	HRI	Yes
Structure	Apr 2022	Eligible	Y1 Reporting Template	IME, Class 3	Yes
Structure	Apr 2022	Eligible	Y1 Reporting Template	IME, Class 3	Yes
Structure	Apr 2022	Not Eligible	Y1 Reporting Template	IME	
Structure	Apr 2022	Eligible	Y1 Reporting Template	HRI	Yes
Structure	Apr 2022	Eligible	Y1 Reporting Template	IME, Class 3	Yes
Structure	Apr 2022	Eligible	Y1 Reporting Template	HRI	Yes
Structure	Apr 2022	Eligible	Y1 Reporting Template	IME	Yes
Structure	Apr 2022	Eligible	Y1 Reporting Template	IME, Class 3	Yes
Structure	Apr 2022	Eligible	Y1 Reporting Template	HRI	Yes
Structure	Apr 2022	Eligible	Y1 Reporting Template	IME, Class 3	Yes
Structure	Apr 2022	Eligible	Y1 Reporting Template	HRI	Yes
Structure	Apr 2022	Eligible	Y1 Reporting Template	HRI	Yes
Structure	Apr 2022	Eligible	Y1 Reporting Template	HRI	Yes
Structure	Apr 2022	Eligible	Y1 Reporting Template	HRI	Yes
Structure	Apr 2022	Eligible	Y1 Reporting Template	HRI	Yes

Y1R2: 2a) HIETexas EDEN via a direct connection?	Y1R2: 2b) One of the following local HIEs: HASA, PHIX, GHH, ICC, and/or RGVHIE?	Y1R2: 2c) A national HIE network (e.g., eHealth Exchange, Carequality, CommonWell)?	Y1R2: 2d) An EHR that incorporates HIE capabilities (e.g., Epic CareEverywhere)?
No	Yes	Yes	No
Yes	No	Yes	Yes
August 31, 2022			
No	Yes	Yes	Yes
No	Yes	Yes	Yes
No	No	Yes	Yes
No	No	Yes	Yes
No	No	Yes	No
No	Yes	Yes	Yes
August 31, 2022			
Yes	No	Yes	No
No	Yes	Yes	Yes
Yes	Yes	Yes	Yes
No	No	Yes	Yes
No	Yes	Yes	Yes
No	Yes	Yes	Yes
No	Yes	Yes	No
Yes	Yes	Yes	Yes
No	No	Yes	No
Yes	Yes	Yes	Yes
No	No	Yes	No
No	No	No	Yes
No	Yes	Yes	Yes
Yes	Yes	Yes	Yes

Y1R2: 3a) Admissions, discharges, and transfer (ADT) data?	Y1R2: 3b) Consolidated-Clinical Document Architecture (C-CDA) data?	Y1R2: 4) Is your organization sending data to HIETexas EDEN as referenced in the Health IT Strategic Plan (HHSC suggests contacting your HIE to confirm the answer to this question)?	Y1R2: 5a) Hospitals	Y1R2: 5b) Other non-hospital providers
Yes	Yes	No, our organization is not sending	Yes	Yes
Yes	Yes	Yes, because our organization is connected directly to HIETexas EDEN		
		No, our organization is not sending	No	No
Yes	Yes	No, our organization is not sending	Yes	Yes
Yes	Yes	No, our organization is not sending	Yes	Yes
No	Yes	No, our organization is not sending	Yes	Yes
Yes	Yes	No, our organization is not sending	Yes	Yes
Yes	Yes	Yes, because our organization is connected to a public HIE, and that public HIE is sending		
Yes	Yes	Yes, because our organization is connected to a public HIE, and that public HIE is sending		
		No, our organization is not sending	No	No
Yes	Yes	No, our organization is not sending	Yes	Yes
Yes	Yes	No, our organization is not sending	Yes	Yes
Yes	Yes	Yes, because our organization is connected to a public HIE, and that public HIE is sending		
Yes	Yes	No, our organization is not sending	Yes	Yes
Yes	Yes	Yes, because our organization is connected to a public HIE, and that public HIE is sending		
Yes	Yes	Yes, because our organization is connected to a public HIE, and that public HIE is sending	Yes	Yes
Yes	No	No, our organization is not sending	Yes	Yes
Yes	Yes	Yes, because our organization is connected directly to HIETexas EDEN		
Yes	Yes	No, our organization is not sending	Yes	Yes
Yes	Yes	Yes, because our organization is connected directly to HIETexas EDEN		
Yes	Yes	No, our organization is not sending	Yes	Yes
No	Yes	No, our organization is not sending	Yes	Yes
Yes	Yes	No, our organization is not sending	Yes	Yes
Yes	Yes	No, our organization is not sending	Yes	Yes

Y1R2: 5c) Medicaid Managed care organizations (MCOs)	Y1R2: 6) Describe why your organization is not planning to connect to a public HIE listed in Question 1.	Y1R2: To what extent are implementation decisions influenced by TIPPS participation?	Y1R2 Feedback Status
Yes		Not influenced	Accepted
		Not influenced	Accepted
No		Somewhat influenced	Accepted
Yes		Somewhat influenced	Accepted
No		Not influenced	Accepted
Yes		Not influenced	Accepted
No		Not influenced	Accepted
ending our organization		Somewhat influenced	Accepted
ending our organization		Not influenced	Accepted
No	The costs for connectin	Somewhat influenced	Accepted
No		Not influenced	Accepted
Yes		Somewhat influenced	Accepted
ending our organization		Somewhat influenced	Accepted
			Withdrawn
No		Not influenced	Accepted
ending our organization		Not influenced	Accepted
Yes		Not influenced	Accepted
Yes		Somewhat influenced	Accepted
		Not influenced	Accepted
No		Somewhat influenced	Accepted
		Not influenced	Accepted
Yes		Not influenced	Accepted
No		Somewhat influenced	Accepted
No		Somewhat influenced	Accepted
No		Not influenced	Accepted

Data includes reporting though Y1 Corrections period

Unique Measure ID	Provider ID	TPI	NPI	Provider Name	SDA	Program Component	Measure ID	Measure Name
T1003824038_T1-106	T1003824038			TEXAS TECH	El Paso	T1	T1-106	Patient-Centered Medication Management
T1013256098_T1-106	T1013256098			CHILDREN'S HOSPITAL	Dallas	T1	T1-106	Patient-Centered Medication Management
T1013942150_T1-106	T1013942150			TEXAS TECH	Lubbock	T1	T1-106	Patient-Centered Medication Management
T1033157821_T1-106	T1033157821			UT PHYSICIAN GROUP	Harris	T1	T1-106	Patient-Centered Medication Management
T1053352914_T1-106	T1053352914			BAYLOR COLLEGE	Harris	T1	T1-106	Patient-Centered Medication Management
T1053416289_T1-106	T1053416289			UNIVERSITY OF TEXAS	Tarrant	T1	T1-106	Patient-Centered Medication Management
T1053832253_T1-106	T1053832253			UNIVERSITY OF TEXAS	Dallas	T1	T1-106	Patient-Centered Medication Management
T1063400778_T1-106	T1063400778			UNIVERSITY OF TEXAS	MRSA North	T1	T1-106	Patient-Centered Medication Management
T1063468031_T1-106	T1063468031			LUBBOCK COUNTY	Lubbock	T1	T1-106	Patient-Centered Medication Management
T1063699312_T1-106	T1063699312			TEXAS A&M	MRSA Central	T1	T1-106	Patient-Centered Medication Management
T1083663363_T1-106	T1083663363			TEXAS TECH	Lubbock	T1	T1-106	Patient-Centered Medication Management
T1093754475_T1-106	T1093754475			DALLAS COUNTY	Dallas	T1	T1-106	Patient-Centered Medication Management
T1124092036_T1-106	T1124092036			CHRISTUS GOOD SAMARITAN	MRSA North	T1	T1-106	Patient-Centered Medication Management
T1194787218_T1-106	T1194787218			CHRISTUS SANTA ANITA	Bexar	T1	T1-106	Patient-Centered Medication Management
T1225082050_T1-106	T1225082050			UNIVERSITY OF TEXAS	Tarrant	T1	T1-106	Patient-Centered Medication Management
T1245313329_T1-106	T1245313329			UNIVERSITY OF TEXAS	Bexar	T1	T1-106	Patient-Centered Medication Management
T1285079764_T1-106	T1285079764			BAYLOR COLLEGE	Bexar	T1	T1-106	Patient-Centered Medication Management
T1316936990_T1-106	T1316936990			UNIVERSITY OF TEXAS	El Paso	T1	T1-106	Patient-Centered Medication Management
T1346652575_T1-106	T1346652575			CHRISTUS SANTA ANITA	Bexar	T1	T1-106	Patient-Centered Medication Management
T1407845084_T1-106	T1407845084			TEXAS TECH	MRSA West	T1	T1-106	Patient-Centered Medication Management
T1457382947_T1-106	T1457382947			CHRISTUS SP	Nueces	T1	T1-106	Patient-Centered Medication Management
T1477960730_T1-106	T1477960730			UNIVERSITY OF TEXAS	Hidalgo	T1	T1-106	Patient-Centered Medication Management
T1609382662_T1-106	T1609382662			ETMC PHYSICIAN GROUP	MRSA North	T1	T1-106	Patient-Centered Medication Management
T1720051717_T1-106	T1720051717			UT HEALTH PARTNERS	Bexar	T1	T1-106	Patient-Centered Medication Management
T1942241146_T1-106	T1942241146			UTMB FACULTY	Harris	T1	T1-106	Patient-Centered Medication Management

Measure Type	Y1R2 Reporting Period	Y1R2 Measure Eligibility	Y1R2 Source	Y1R2 Provider Class	Y1R2: 1) As of August 31, 2021, is your organization recognized or accredited as a PCMH for any locations?
Structure	Apr 2022	Eligible	Y1 Reporting Template	HRI	No, and not planning to by August 31
Structure	Apr 2022	Eligible	Y1 Reporting Template	IME, Class 3	Yes
Structure	Apr 2022	Eligible	Y1 Reporting Template	HRI	No, and not planning to by August 31
Structure	Apr 2022	Eligible	Y1 Reporting Template	HRI	Yes
Structure	Apr 2022	Eligible	Y1 Reporting Template	HRI	Yes
Structure	Apr 2022	Eligible	Y1 Reporting Template	HRI	No, and not planning to by August 31
Structure	Apr 2022	Eligible	Y1 Reporting Template	HRI	No, and not planning to by August 31
Structure	Apr 2022	Eligible	Y1 Reporting Template	HRI	Yes
Structure	Apr 2022	Eligible	Y1 Reporting Template	IME, Class 3	No, and not planning to by August 31
Structure	Apr 2022	Eligible	Y1 Reporting Template	HRI	No, and not planning to by August 31
Structure	Apr 2022	Eligible	Y1 Reporting Template	HRI	No, and not planning to by August 31
Structure	Apr 2022	Eligible	Y1 Reporting Template	IME, Class 3	Yes
Structure	Apr 2022	Eligible	Y1 Reporting Template	IME, Class 3	Yes
Structure	Apr 2022	Not Eligible	Y1 Reporting Template	IME	
Structure	Apr 2022	Eligible	Y1 Reporting Template	HRI	No, and not planning to by August 31
Structure	Apr 2022	Eligible	Y1 Reporting Template	IME, Class 3	No, and not planning to by August 31
Structure	Apr 2022	Eligible	Y1 Reporting Template	HRI	No, and not planning to by August 31
Structure	Apr 2022	Eligible	Y1 Reporting Template	IME	Yes
Structure	Apr 2022	Eligible	Y1 Reporting Template	IME, Class 3	Yes
Structure	Apr 2022	Eligible	Y1 Reporting Template	HRI	No, and not planning to by August 31
Structure	Apr 2022	Eligible	Y1 Reporting Template	IME, Class 3	Yes
Structure	Apr 2022	Eligible	Y1 Reporting Template	HRI	No, and not planning to by August 31
Structure	Apr 2022	Eligible	Y1 Reporting Template	HRI	No, and not planning to by August 31
Structure	Apr 2022	Eligible	Y1 Reporting Template	HRI	Yes
Structure	Apr 2022	Eligible	Y1 Reporting Template	HRI	Yes

Y1R2: 2) Is your organization planning to maintain PCMH recognition or accreditation after the current term expires?	Y1R2: 3) Do you use the Consumer Assessment of Healthcare Providers and Systems Clinical & Group Survey (CG-CAHPS) PCMH Item Set?	Y1R2: 4) What consumer satisfaction measures does your organization use to evaluate the PCMH?
I, 2022		
Yes	No	Children's Health utilizes the NRC He
I, 2022		
Yes	No	NRC Health
Yes	Yes	
I, 2022		
I, 2022		
Yes	No	We use a Qualtrics survey that follow
No		
I, 2022		
I, 2022		
Yes	No	Press Ganey Patient Satisfaction Sur
Yes	Yes	
I, 2022		
I, 2022		
I, 2022		
Yes	Yes	
Yes	Yes	
I, 2022		
Yes	Yes	
I, 2022		
I, 2022		
Yes	Yes	
Yes	No	Press Ganey Patient Satisfaction

Y1R2: 5) Describe why your organization is not planning to apply for PCMH recognition or accreditation.	Y1R2: To what extent are implementation decisions influenced by TIPPS participation?	Y1R2 Feedback Status
At this point, our organization is not	Not influenced	Accepted
	Somewhat influenced	Accepted
We currently do not have the staffin	Not influenced	Accepted
	Somewhat influenced	Accepted
	Not influenced	Accepted
As a smaller physican practice, HSC H	Not influenced	Accepted
UT Southwestern is not planning to a	Not influenced	Accepted
	Somewhat influenced	Accepted
We currently deliver quality healthca	Strongly influenced	Accepted
Although we continue most of the p	Somewhat influenced	Accepted
Our organization was PCMH recongi	Not influenced	Accepted
	Not influenced	Accepted
	Not influenced	Accepted
		Withdrawn
UT Southwestern is not planning to a	Not influenced	Accepted
UH/UMA was previously PCMH reco	Not influenced	Accepted
The Children's Hospital of San Anton	Not influenced	Accepted
	Somewhat influenced	Accepted
	Not influenced	Accepted
In t he early stages of DSRIP our fam	Somewhat influenced	Accepted
	Not influenced	Accepted
At this time, we have not pursued ac	Not influenced	Accepted
It is a costly program to initiate and	Somewhat influenced	Accepted
	Not influenced	Accepted
	Not influenced	Accepted

Data includes reporting though Y1 Corrections period

Unique Measure ID	Provider ID	TPI	NPI	Provider Name	SDA	Program Component	Measure ID
T1003824038_T1-107	T1003824038			TEXAS TECH	El Paso	T1	T1-107
T1013256098_T1-107	T1013256098			CHILDREN'S	Dallas	T1	T1-107
T1013942150_T1-107	T1013942150			TEXAS TECH	Lubbock	T1	T1-107
T1033157821_T1-107	T1033157821			UT PHYSICIAN	Harris	T1	T1-107
T1053352914_T1-107	T1053352914			BAYLOR COL	Harris	T1	T1-107
T1053416289_T1-107	T1053416289			UNIVERSITY	Tarrant	T1	T1-107
T1053832253_T1-107	T1053832253			UNIVERSITY	Dallas	T1	T1-107
T1063400778_T1-107	T1063400778			UNIVERSITY	MRSA North	T1	T1-107
T1063468031_T1-107	T1063468031			LUBBOCK CO	Lubbock	T1	T1-107
T1063699312_T1-107	T1063699312			TEXAS A&M	MRSA Centra	T1	T1-107
T1083663363_T1-107	T1083663363			TEXAS TECH	Lubbock	T1	T1-107
T1093754475_T1-107	T1093754475			DALLAS COU	Dallas	T1	T1-107
T1124092036_T1-107	T1124092036			CHRISTUS GC	MRSA North	T1	T1-107
T1194787218_T1-107	T1194787218			CHRISTUS SA	Bexar	T1	T1-107
T1225082050_T1-107	T1225082050			UNIVERSITY	Tarrant	T1	T1-107
T1245313329_T1-107	T1245313329			UNIVERSITY	Bexar	T1	T1-107
T1285079764_T1-107	T1285079764			BAYLOR COL	Bexar	T1	T1-107
T1316936990_T1-107	T1316936990			UNIVERSITY	El Paso	T1	T1-107
T1346652575_T1-107	T1346652575			CHRISTUS SA	Bexar	T1	T1-107
T1407845084_T1-107	T1407845084			TEXAS TECH	MRSA West	T1	T1-107
T1457382947_T1-107	T1457382947			CHRISTUS SP	Nueces	T1	T1-107
T1477960730_T1-107	T1477960730			UNIVERSITY	Hidalgo	T1	T1-107
T1609382662_T1-107	T1609382662			ETMC PHYSIC	MRSA North	T1	T1-107
T1720051717_T1-107	T1720051717			UT HEALTH P	Bexar	T1	T1-107
T1942241146_T1-107	T1942241146			UTMB FACUL	Harris	T1	T1-107

Measure Name	Measure Type	Y1R2 Reporting Period	Y1R2 Measure Eligibility	Y1R2 Source	Y1R2 Provider Class
Same-day, walk-in, or after-hours	Structure	Apr 2022	Eligible	Y1 Reporting Template	HRI
Same-day, walk-in, or after-hours	Structure	Apr 2022	Eligible	Y1 Reporting Template	IME, Class 3
Same-day, walk-in, or after-hours	Structure	Apr 2022	Eligible	Y1 Reporting Template	HRI
Same-day, walk-in, or after-hours	Structure	Apr 2022	Eligible	Y1 Reporting Template	HRI
Same-day, walk-in, or after-hours	Structure	Apr 2022	Eligible	Y1 Reporting Template	HRI
Same-day, walk-in, or after-hours	Structure	Apr 2022	Eligible	Y1 Reporting Template	HRI
Same-day, walk-in, or after-hours	Structure	Apr 2022	Eligible	Y1 Reporting Template	HRI
Same-day, walk-in, or after-hours	Structure	Apr 2022	Eligible	Y1 Reporting Template	HRI
Same-day, walk-in, or after-hours	Structure	Apr 2022	Eligible	Y1 Reporting Template	IME, Class 3
Same-day, walk-in, or after-hours	Structure	Apr 2022	Eligible	Y1 Reporting Template	HRI
Same-day, walk-in, or after-hours	Structure	Apr 2022	Eligible	Y1 Reporting Template	HRI
Same-day, walk-in, or after-hours	Structure	Apr 2022	Eligible	Y1 Reporting Template	IME, Class 3
Same-day, walk-in, or after-hours	Structure	Apr 2022	Eligible	Y1 Reporting Template	IME, Class 3
Same-day, walk-in, or after-hours	Structure	Apr 2022	Not Eligible	Y1 Reporting Template	IME
Same-day, walk-in, or after-hours	Structure	Apr 2022	Eligible	Y1 Reporting Template	HRI
Same-day, walk-in, or after-hours	Structure	Apr 2022	Eligible	Y1 Reporting Template	IME, Class 3
Same-day, walk-in, or after-hours	Structure	Apr 2022	Eligible	Y1 Reporting Template	HRI
Same-day, walk-in, or after-hours	Structure	Apr 2022	Eligible	Y1 Reporting Template	IME
Same-day, walk-in, or after-hours	Structure	Apr 2022	Eligible	Y1 Reporting Template	IME, Class 3
Same-day, walk-in, or after-hours	Structure	Apr 2022	Eligible	Y1 Reporting Template	HRI
Same-day, walk-in, or after-hours	Structure	Apr 2022	Eligible	Y1 Reporting Template	IME, Class 3
Same-day, walk-in, or after-hours	Structure	Apr 2022	Eligible	Y1 Reporting Template	HRI
Same-day, walk-in, or after-hours	Structure	Apr 2022	Eligible	Y1 Reporting Template	HRI
Same-day, walk-in, or after-hours	Structure	Apr 2022	Eligible	Y1 Reporting Template	HRI
Same-day, walk-in, or after-hours	Structure	Apr 2022	Eligible	Y1 Reporting Template	HRI

Y1R2: 1) As of August 31, 2021, does your organization offer same-day, walk-in, or after-hours appointments in the outpatient setting in any locations?	Y1R2: 2) Describe your organization's current or planned use of same-day, walk-in, or after-hours appointments.	Y1R2: 3) Describe why your organization is not planning to offer same-day, walk-in, or after-hours appointments.
Yes	The institution plans to continue off	
Yes	Currently, Children's Health maintai	
Yes	We currently offer same day appoin	
Yes	Our organization offers same-day a	
Yes	Same-day clinic appointments for p	
Yes	HSC health offers same-day and wa	
Yes	UT Southwestern provides same-da	
Yes	We are committed to providing our	
Yes	We currently have 2 locations dedic	
Yes	We currently offer same-day appoin	
Yes	The majority of these types of appo	
Yes	We have two times of walk-in clinic	
Yes	All facilities shall have access each b	
Yes	UT Southwestern provides same-da	
Yes	Same-day, walk-in and after-hour ca	
Yes	The ambulatory clinics offer same d	
Yes	After-Hours phone calls 24 hrs, Acu	
Yes	All facilities shall have access each b	
Yes	Currently we offer same day appoin	
Yes	All facilities shall have access each b	
Yes	We offer same-day and walk-in app	
Yes	UT Health East Texas is committed t	
Yes	We currently reserve 10-20% of Pri	
Yes	UTMB offers multiple urgent care se	

Y1R2: To what extent are implementation decisions influenced by TIPPS participation?	Y1R2 Feedback Status
Not influenced	Accepted
Somewhat influenced	Accepted
Not influenced	Accepted
Somewhat influenced	Accepted
Not influenced	Accepted
Not influenced	Accepted
Not influenced	Accepted
Somewhat influenced	Accepted
Not influenced	Accepted
Somewhat influenced	Accepted
Not influenced	Accepted
Not influenced	Accepted
Somewhat influenced	Accepted
	Withdrawn
Not influenced	Accepted
Not influenced	Accepted
Not influenced	Accepted
Somewhat influenced	Accepted
Not influenced	Accepted
Not influenced	Accepted
Not influenced	Accepted
Not influenced	Accepted
Somewhat influenced	Accepted
Somewhat influenced	Accepted
Not influenced	Accepted

Data includes reporting though Y1 Corrections period

Unique Measure ID	Provider ID	TPI	NPI	Provider Name	SDA	Program Component	Measure ID
T1003824038_T1-108	T1003824038			TEXAS TECH	El Paso	T1	T1-108
T1013256098_T1-108	T1013256098			CHILDREN'S	Dallas	T1	T1-108
T1013942150_T1-108	T1013942150			TEXAS TECH	Lubbock	T1	T1-108
T1033157821_T1-108	T1033157821			UT PHYSICIAN	Harris	T1	T1-108
T1053352914_T1-108	T1053352914			BAYLOR COL	Harris	T1	T1-108
T1053416289_T1-108	T1053416289			UNIVERSITY	Tarrant	T1	T1-108
T1053832253_T1-108	T1053832253			UNIVERSITY	Dallas	T1	T1-108
T1063400778_T1-108	T1063400778			UNIVERSITY	MRSA North	T1	T1-108
T1063468031_T1-108	T1063468031			LUBBOCK CO	Lubbock	T1	T1-108
T1063699312_T1-108	T1063699312			TEXAS A&M	MRSA Centra	T1	T1-108
T1083663363_T1-108	T1083663363			TEXAS TECH	Lubbock	T1	T1-108
T1093754475_T1-108	T1093754475			DALLAS COU	Dallas	T1	T1-108
T1124092036_T1-108	T1124092036			CHRISTUS GC	MRSA North	T1	T1-108
T1194787218_T1-108	T1194787218			CHRISTUS SA	Bexar	T1	T1-108
T1225082050_T1-108	T1225082050			UNIVERSITY	Tarrant	T1	T1-108
T1245313329_T1-108	T1245313329			UNIVERSITY	Bexar	T1	T1-108
T1285079764_T1-108	T1285079764			BAYLOR COL	Bexar	T1	T1-108
T1316936990_T1-108	T1316936990			UNIVERSITY	El Paso	T1	T1-108
T1346652575_T1-108	T1346652575			CHRISTUS SA	Bexar	T1	T1-108
T1407845084_T1-108	T1407845084			TEXAS TECH	MRSA West	T1	T1-108
T1457382947_T1-108	T1457382947			CHRISTUS SP	Nueces	T1	T1-108
T1477960730_T1-108	T1477960730			UNIVERSITY	Hidalgo	T1	T1-108
T1609382662_T1-108	T1609382662			ETMC PHYSIC	MRSA North	T1	T1-108
T1720051717_T1-108	T1720051717			UT HEALTH P	Bexar	T1	T1-108
T1942241146_T1-108	T1942241146			UTMB FACUL	Harris	T1	T1-108

Measure Name	Measure Type	Y1R2 Reporting Period	Y1R2 Measure Eligibility	Y1R2 Source	Y1R2 Provider Class
Pre-visit planning and/or s	Structure	Apr 2022	Eligible	Y1 Reporting Template	HRI
Pre-visit planning and/or s	Structure	Apr 2022	Eligible	Y1 Reporting Template	IME, Class 3
Pre-visit planning and/or s	Structure	Apr 2022	Eligible	Y1 Reporting Template	HRI
Pre-visit planning and/or s	Structure	Apr 2022	Eligible	Y1 Reporting Template	HRI
Pre-visit planning and/or s	Structure	Apr 2022	Eligible	Y1 Reporting Template	HRI
Pre-visit planning and/or s	Structure	Apr 2022	Eligible	Y1 Reporting Template	HRI
Pre-visit planning and/or s	Structure	Apr 2022	Eligible	Y1 Reporting Template	HRI
Pre-visit planning and/or s	Structure	Apr 2022	Eligible	Y1 Reporting Template	HRI
Pre-visit planning and/or s	Structure	Apr 2022	Eligible	Y1 Reporting Template	IME, Class 3
Pre-visit planning and/or s	Structure	Apr 2022	Eligible	Y1 Reporting Template	HRI
Pre-visit planning and/or s	Structure	Apr 2022	Eligible	Y1 Reporting Template	HRI
Pre-visit planning and/or s	Structure	Apr 2022	Eligible	Y1 Reporting Template	IME, Class 3
Pre-visit planning and/or s	Structure	Apr 2022	Eligible	Y1 Reporting Template	IME, Class 3
Pre-visit planning and/or s	Structure	Apr 2022	Not Eligible	Y1 Reporting Template	IME
Pre-visit planning and/or s	Structure	Apr 2022	Eligible	Y1 Reporting Template	HRI
Pre-visit planning and/or s	Structure	Apr 2022	Eligible	Y1 Reporting Template	IME, Class 3
Pre-visit planning and/or s	Structure	Apr 2022	Eligible	Y1 Reporting Template	HRI
Pre-visit planning and/or s	Structure	Apr 2022	Eligible	Y1 Reporting Template	IME
Pre-visit planning and/or s	Structure	Apr 2022	Eligible	Y1 Reporting Template	IME, Class 3
Pre-visit planning and/or s	Structure	Apr 2022	Eligible	Y1 Reporting Template	HRI
Pre-visit planning and/or s	Structure	Apr 2022	Eligible	Y1 Reporting Template	IME, Class 3
Pre-visit planning and/or s	Structure	Apr 2022	Eligible	Y1 Reporting Template	HRI
Pre-visit planning and/or s	Structure	Apr 2022	Eligible	Y1 Reporting Template	HRI
Pre-visit planning and/or s	Structure	Apr 2022	Eligible	Y1 Reporting Template	HRI
Pre-visit planning and/or s	Structure	Apr 2022	Eligible	Y1 Reporting Template	HRI

Y1R2: 1) As of August 31, 2021, does your organization use pre-visit planning and/or standing order protocols in any locations?	Y1R2: 2) Describe your organization's current or planned use of pre-visit planning and/or standing order protocols.	Y1R2: 3) Describe why your organization is not planning to use pre-visit planning and/or standing order protocols.	Y1R2: To what extent are implementation decisions influenced by TIPPS participation?
Yes	The Care Coordinator reviews th		Not influenced
Yes	Children's Health reviews visits i		Somewhat influenced
Yes	Currently a nurse or medical ass		Not influenced
Yes	As an important concept of a pa		Somewhat influenced
Yes	Standing orders exist for some p		Not influenced
Yes	HSC Health is currently conducti		Not influenced
Yes	UT Southwestern's clinical coord		Not influenced
Yes	UTHSCT utilized the standing ord		Somewhat influenced
Yes	We currently have a team of 6 n		Not influenced
Yes	We are currently pulling care ga		Somewhat influenced
Yes	Our organization uses standing c		Not influenced
Yes	At Parkland, we prepare for a pa		Not influenced
Yes	Our providers utilize a Pre-Visit c		Not influenced
Yes	UT Southwestern's clinical coord		Not influenced
Yes	UH/UMA utilizes pre-visit plann		Not influenced
Yes	The ambulatory care clinics have		Not influenced
Yes	Previsit Planning occurs at sever		Somewhat influenced
Yes	Our providers utilize a Pre-Visit c		Not influenced
Yes	TTUHSC clinics currently utilize p		Not influenced
Yes	Our providers utilize a Pre-Visit c		Not influenced
Yes	Some of our clinics, mostly thos		Not influenced
Yes	UTHET utilized the standing ord		Somewhat influenced
Yes	Medical Assistants utilize notifi		Somewhat influenced
Yes	UTMB currently pre-charts prim		Not influenced

Y1R2 Feedback Status

Accepted

Accepted

Accepted

Accepted

Accepted

Accepted

Accepted

Accepted

Accepted

Accepted

Accepted

Accepted

Accepted

Withdrawn

Accepted

Accepted

Accepted

Accepted

Accepted

Accepted

Accepted

Accepted

Accepted

Accepted

Accepted

Data includes reporting though Y1 Corrections period

Unique Measure ID	Provider ID	TPI	NPI	Provider Name	SDA	Program Component	Measure ID
T1003824038_T1-109	T1003824038			TEXAS TECH	El Paso	T1	T1-109
T1013256098_T1-109	T1013256098			CHILDREN'S	Dallas	T1	T1-109
T1013942150_T1-109	T1013942150			TEXAS TECH	Lubbock	T1	T1-109
T1033157821_T1-109	T1033157821			UT PHYSICIAN	Harris	T1	T1-109
T1053352914_T1-109	T1053352914			BAYLOR COL	Harris	T1	T1-109
T1053416289_T1-109	T1053416289			UNIVERSITY	Tarrant	T1	T1-109
T1053832253_T1-109	T1053832253			UNIVERSITY	Dallas	T1	T1-109
T1063400778_T1-109	T1063400778			UNIVERSITY	MRSA North	T1	T1-109
T1063468031_T1-109	T1063468031			LUBBOCK CO	Lubbock	T1	T1-109
T1063699312_T1-109	T1063699312			TEXAS A&M	MRSA Centra	T1	T1-109
T1083663363_T1-109	T1083663363			TEXAS TECH	Lubbock	T1	T1-109
T1093754475_T1-109	T1093754475			DALLAS COU	Dallas	T1	T1-109
T1124092036_T1-109	T1124092036			CHRISTUS GC	MRSA North	T1	T1-109
T1194787218_T1-109	T1194787218			CHRISTUS SA	Bexar	T1	T1-109
T1225082050_T1-109	T1225082050			UNIVERSITY	Tarrant	T1	T1-109
T1245313329_T1-109	T1245313329			UNIVERSITY	Bexar	T1	T1-109
T1285079764_T1-109	T1285079764			BAYLOR COL	Bexar	T1	T1-109
T1316936990_T1-109	T1316936990			UNIVERSITY	El Paso	T1	T1-109
T1346652575_T1-109	T1346652575			CHRISTUS SA	Bexar	T1	T1-109
T1407845084_T1-109	T1407845084			TEXAS TECH	MRSA West	T1	T1-109
T1457382947_T1-109	T1457382947			CHRISTUS SP	Nueces	T1	T1-109
T1477960730_T1-109	T1477960730			UNIVERSITY	Hidalgo	T1	T1-109
T1609382662_T1-109	T1609382662			ETMC PHYSIC	MRSA North	T1	T1-109
T1720051717_T1-109	T1720051717			UT HEALTH P	Bexar	T1	T1-109
T1942241146_T1-109	T1942241146			UTMB FACUL	Harris	T1	T1-109

Measure Name	Measure Type	Y1R2 Reporting Period	Y1R2 Measure Eligibility	Y1R2 Source	Y1R2 Provider Class
Patient education focused	Structure	Apr 2022	Eligible	Y1 Corrections Template	HRI
Patient education focused	Structure	Apr 2022	Eligible	Y1 Reporting Template	IME, Class 3
Patient education focused	Structure	Apr 2022	Eligible	Y1 Reporting Template	HRI
Patient education focused	Structure	Apr 2022	Eligible	Y1 Reporting Template	HRI
Patient education focused	Structure	Apr 2022	Eligible	Y1 Reporting Template	HRI
Patient education focused	Structure	Apr 2022	Eligible	Y1 Reporting Template	HRI
Patient education focused	Structure	Apr 2022	Eligible	Y1 Reporting Template	HRI
Patient education focused	Structure	Apr 2022	Eligible	Y1 Reporting Template	HRI
Patient education focused	Structure	Apr 2022	Eligible	Y1 Reporting Template	IME, Class 3
Patient education focused	Structure	Apr 2022	Eligible	Y1 Reporting Template	HRI
Patient education focused	Structure	Apr 2022	Eligible	Y1 Reporting Template	HRI
Patient education focused	Structure	Apr 2022	Eligible	Y1 Reporting Template	IME, Class 3
Patient education focused	Structure	Apr 2022	Eligible	Y1 Reporting Template	IME, Class 3
Patient education focused	Structure	Apr 2022	Not Eligible	Y1 Reporting Template	IME
Patient education focused	Structure	Apr 2022	Eligible	Y1 Reporting Template	HRI
Patient education focused	Structure	Apr 2022	Eligible	Y1 Reporting Template	IME, Class 3
Patient education focused	Structure	Apr 2022	Eligible	Y1 Reporting Template	HRI
Patient education focused	Structure	Apr 2022	Eligible	Y1 Reporting Template	IME
Patient education focused	Structure	Apr 2022	Eligible	Y1 Reporting Template	IME, Class 3
Patient education focused	Structure	Apr 2022	Eligible	Y1 Reporting Template	HRI
Patient education focused	Structure	Apr 2022	Eligible	Y1 Reporting Template	IME, Class 3
Patient education focused	Structure	Apr 2022	Eligible	Y1 Reporting Template	HRI
Patient education focused	Structure	Apr 2022	Eligible	Y1 Reporting Template	HRI
Patient education focused	Structure	Apr 2022	Eligible	Y1 Reporting Template	HRI
Patient education focused	Structure	Apr 2022	Eligible	Y1 Reporting Template	HRI

Y1R2: 1) As of August 31, 2021, does your organization provide patient education focused on disease self-management?	Y1R2: 2a) Via individual counseling/coaching	Y1R2: 2b) Via classes/support groups	Y1R2: 2c) Via interactive websites, portals, or apps	Y1R2: 2d) Via handouts, videos, or static websites	Y1R2: 3a) High Body Mass Index (BMI): Weight, Nutrition, and Physical Activity	Y1R2: 3b) Hypertension	Y1R2: 3c) Coronary Artery Disease (CAD)
Yes	No	No	No	Yes	Yes	No	No
Yes	Yes	Yes	Yes	Yes	Yes	Yes	No
Yes	Yes	No	Yes	Yes	Yes	Yes	Yes
Yes	Yes	Yes	Yes	Yes	Yes	Yes	Yes
Yes	Yes	Yes	Yes	Yes	Yes	Yes	Yes
Yes	Yes	Yes	No	Yes	Yes	Yes	Yes
Yes	Yes	Yes	Yes	Yes	Yes	Yes	Yes
Yes	Yes	Yes	Yes	Yes	Yes	Yes	No
Yes	Yes	Yes	No	Yes	Yes	Yes	Yes
Yes	Yes	No	No	Yes	No	No	No
Yes	No	Yes	No	Yes	Yes	Yes	Yes
Yes	Yes	Yes	Yes	Yes	Yes	Yes	Yes
Yes	Yes	Yes	Yes	Yes	Yes	Yes	Yes
Yes	Yes	Yes	Yes	Yes	Yes	Yes	Yes
Yes	Yes	Yes	Yes	Yes	Yes	Yes	Yes
Yes	Yes	Yes	Yes	Yes	Yes	Yes	Yes
Yes	Yes	No	Yes	Yes	Yes	Yes	Yes
Yes	Yes	Yes	Yes	Yes	Yes	Yes	Yes
Yes	Yes	Yes	Yes	Yes	Yes	Yes	Yes
Yes	Yes	Yes	Yes	Yes	Yes	Yes	Yes
Yes	Yes	Yes	Yes	Yes	Yes	Yes	Yes
Yes	Yes	Yes	No	Yes	Yes	Yes	Yes
Yes	Yes	Yes	Yes	Yes	Yes	Yes	Yes
Yes	Yes	Yes	Yes	Yes	Yes	Yes	Yes

Y1R2: 3d) Congestive Heart Failure (CHF)	Y1R2: 3e) Diabetes	Y1R2: 3f) Asthma	Y1R2: 3g) Chronic Obstructive Pulmonary Disease (COPD)	Y1R2: 3h) Depression	Y1R2: 3i) Other	Y1R2: 4) What are the “Other” diseases/conditions your organization focuses on for patient self- management education?
No	No	No	No	No	No	
No	Yes	Yes	No	Yes	No	
Yes	Yes	Yes	Yes	Yes	No	
Yes	Yes	Yes	Yes	Yes	Yes	Other conditions include an
Yes	Yes	Yes	Yes	Yes	Yes	HIV, Spina Bifida, Autism, D
Yes	Yes	Yes	Yes	Yes	Yes	HSC Health offers patient se
Yes	Yes	Yes	Yes	Yes	Yes	In addition to the diseases/c
No	Yes	No	No	No	Yes	Diabetes Prevention and Ac
Yes	Yes	Yes	Yes	Yes	Yes	smoking cessation
No	Yes	No	No	No	No	
Yes	Yes	Yes	Yes	Yes	No	
Yes	Yes	Yes	Yes	Yes	No	
Yes	Yes	Yes	Yes	Yes	Yes	Pregnancy (Bright Beginning
Yes	Yes	Yes	Yes	Yes	Yes	In addition to the diseases/c
Yes	Yes	Yes	Yes	Yes	Yes	HIV, Chronic Hepatitis C
Yes	Yes	Yes	No	Yes	Yes	Vascular anomolies, Cranio
Yes	Yes	Yes	Yes	Yes	Yes	Prenatal Management and I
Yes	Yes	Yes	Yes	Yes	No	
Yes	Yes	Yes	Yes	Yes	No	
Yes	Yes	Yes	Yes	Yes	Yes	Alcohol and drug abuse
Yes	Yes	Yes	Yes	Yes	Yes	Alcohol use / substance abu
Yes	Yes	No	No	No	No	
Yes	Yes	Yes	Yes	Yes	No	
Yes	Yes	Yes	Yes	Yes	Yes	UTMB has handouts and/or

Y1R2: 5) Please estimate the total number of patients in September 2021 who completed patient education for any diseases/conditions via counseling/coaching, classes/support groups, or interactive websites,	Y1R2: 6) Describe your organization's current or planned implementation of patient education focused on disease self-management.	Y1R2: 7) Describe why your organization is not planning to provide patient education focused on disease self-management.	Y1R2: To what extent are implementation decisions influenced by TIPPS participation?	Y1R2 Feedback Status
0	The institution plans to con		Not influenced	Accepted
501 or more	Children's Health considers		Not influenced	Accepted
501 or more	Currently patients are given		Not influenced	Accepted
501 or more	Our organization incorporat		Somewhat influenced	Accepted
501 or more	The Patient Education Depa		Not influenced	Accepted
501 or more	HSC Health currently provid		Not influenced	Accepted
501 or more	Through its preventative sc		Not influenced	Accepted
101-500	Current plan to provide pati		Somewhat influenced	Accepted
21-50	We currently host our diabe		Not influenced	Accepted
1-20	Plan to print and review ha		Somewhat influenced	Accepted
21-50	Currently patients are provi		Not influenced	Accepted
501 or more	Parkland Health provides he		Not influenced	Accepted
501 or more	We have implemented an C		Somewhat influenced	Accepted
				Withdrawn
501 or more	Through its preventative sc		Not influenced	Accepted
501 or more	UH/UMA offers various edu		Not influenced	Accepted
501 or more	Our organization focuses or		Somewhat influenced	Accepted
501 or more	UMC plans to update their s		Somewhat influenced	Accepted
501 or more	Group classes to provide ed		Not influenced	Accepted
501 or more	Psychiatry offers group the		Not influenced	Accepted
501 or more	Smoking Cessation group ec		Not influenced	Accepted
101-500	We offer disease self-manag		Not influenced	Accepted
21-50	UTHET providers gave BMI c		Somewhat influenced	Accepted
501 or more	Providers partner with Care		Somewhat influenced	Accepted
101-500	UTMB is committed to patie		Not influenced	Accepted

Data includes reporting though Y1 Corrections period

Unique Measure ID	Provider ID	TPI	NPI	Provider Name	SDA	Program Component	Measure ID
T1003824038_T1-110	T1003824038			TEXAS TECH	El Paso	T1	T1-110
T1013256098_T1-110	T1013256098			CHILDREN'S	Dallas	T1	T1-110
T1013942150_T1-110	T1013942150			TEXAS TECH	Lubbock	T1	T1-110
T1033157821_T1-110	T1033157821			UT PHYSICIAN	Harris	T1	T1-110
T1053352914_T1-110	T1053352914			BAYLOR COLLEGE	Harris	T1	T1-110
T1053416289_T1-110	T1053416289			UNIVERSITY OF	Tarrant	T1	T1-110
T1053832253_T1-110	T1053832253			UNIVERSITY OF	Dallas	T1	T1-110
T1063400778_T1-110	T1063400778			UNIVERSITY OF	MRSA North	T1	T1-110
T1063468031_T1-110	T1063468031			LUBBOCK COUNTY	Lubbock	T1	T1-110
T1063699312_T1-110	T1063699312			TEXAS A&M	MRSA Central	T1	T1-110
T1083663363_T1-110	T1083663363			TEXAS TECH	Lubbock	T1	T1-110
T1093754475_T1-110	T1093754475			DALLAS COUNTY	Dallas	T1	T1-110
T1124092036_T1-110	T1124092036			CHRISTUS GOOD	MRSA North	T1	T1-110
T1194787218_T1-110	T1194787218			CHRISTUS SAINT	Bexar	T1	T1-110
T1225082050_T1-110	T1225082050			UNIVERSITY OF	Tarrant	T1	T1-110
T1245313329_T1-110	T1245313329			UNIVERSITY OF	Bexar	T1	T1-110
T1285079764_T1-110	T1285079764			BAYLOR COLLEGE	Bexar	T1	T1-110
T1316936990_T1-110	T1316936990			UNIVERSITY OF	El Paso	T1	T1-110
T1346652575_T1-110	T1346652575			CHRISTUS SAINT	Bexar	T1	T1-110
T1407845084_T1-110	T1407845084			TEXAS TECH	MRSA West	T1	T1-110
T1457382947_T1-110	T1457382947			CHRISTUS SP	Nueces	T1	T1-110
T1477960730_T1-110	T1477960730			UNIVERSITY OF	Hidalgo	T1	T1-110
T1609382662_T1-110	T1609382662			ETMC PHYSICIAN	MRSA North	T1	T1-110
T1720051717_T1-110	T1720051717			UT HEALTH	P Bexar	T1	T1-110
T1942241146_T1-110	T1942241146			UTMB FACULTY	Harris	T1	T1-110

Measure Name	Measure Type	Y1R2 Reporting Period	Y1R2 Measure Eligibility	Y1R2 Source	Y1R2 Provider Class
Identification of pregnant	Structure	Apr 2022	Eligible	Y1 Reporting Template	HRI
Identification of pregnant	Structure	Apr 2022	Eligible	Y1 Reporting Template	IME, Class 3
Identification of pregnant	Structure	Apr 2022	Eligible	Y1 Reporting Template	HRI
Identification of pregnant	Structure	Apr 2022	Eligible	Y1 Reporting Template	HRI
Identification of pregnant	Structure	Apr 2022	Eligible	Y1 Reporting Template	HRI
Identification of pregnant	Structure	Apr 2022	Eligible	Y1 Reporting Template	HRI
Identification of pregnant	Structure	Apr 2022	Eligible	Y1 Reporting Template	HRI
Identification of pregnant	Structure	Apr 2022	Eligible	Y1 Reporting Template	IME, Class 3
Identification of pregnant	Structure	Apr 2022	Eligible	Y1 Reporting Template	HRI
Identification of pregnant	Structure	Apr 2022	Eligible	Y1 Reporting Template	HRI
Identification of pregnant	Structure	Apr 2022	Eligible	Y1 Reporting Template	IME, Class 3
Identification of pregnant	Structure	Apr 2022	Eligible	Y1 Reporting Template	IME, Class 3
Identification of pregnant	Structure	Apr 2022	Not Eligible	Y1 Reporting Template	IME
Identification of pregnant	Structure	Apr 2022	Eligible	Y1 Reporting Template	HRI
Identification of pregnant	Structure	Apr 2022	Eligible	Y1 Reporting Template	IME, Class 3
Identification of pregnant	Structure	Apr 2022	Eligible	Y1 Reporting Template	HRI
Identification of pregnant	Structure	Apr 2022	Eligible	Y1 Reporting Template	IME
Identification of pregnant	Structure	Apr 2022	Eligible	Y1 Reporting Template	IME, Class 3
Identification of pregnant	Structure	Apr 2022	Eligible	Y1 Reporting Template	HRI
Identification of pregnant	Structure	Apr 2022	Eligible	Y1 Reporting Template	IME, Class 3
Identification of pregnant	Structure	Apr 2022	Eligible	Y1 Reporting Template	HRI
Identification of pregnant	Structure	Apr 2022	Eligible	Y1 Reporting Template	HRI
Identification of pregnant	Structure	Apr 2022	Eligible	Y1 Reporting Template	HRI
Identification of pregnant	Structure	Apr 2022	Eligible	Y1 Reporting Template	HRI

Y1R2: 1) As of August 31, 2021, does your organization identify pregnant women at risk for hypertension, preeclampsia, and eclampsia?	Y1R2: 2) As of August 31, 2021, does your organization follow up with postpartum women at risk for hypertension, preeclampsia, and eclampsia?	Y1R2: 3) Describe your organization's current or planned processes for identifying, treating, and providing postpartum follow up for hypertension, pre-eclampsia, and eclampsia (a high-level summary is sufficient).
Yes	Yes	Patients are screened for Hypertension
No, and not planning to by August 31,	No, and not planning to by August 31,	
Yes	Yes	All patients are scheduled for post part
Yes	Yes	Our practice plan's current processes
Yes	Yes	There is a detailed guideline to care fo
Yes	Yes	HSC Health screens pregnant women t
Yes	Yes	UT Southwestern patients with hypert
No, and not planning to by August 31,	No, and not planning to by August 31,	
Yes	Yes	Changes/updates are being made to t
Yes	Yes	When patients come for their initial vi
Yes	Yes	At every visit, patient's urine is dipped
Yes	Yes	At our institution, identification and tr
Yes	Yes	Our OB/GYN and Maternal Fetal Medi
Yes	Yes	UT Southwestern patients with hypert
Yes	Yes	Preeclampsia education is given unifor
Yes	Yes	Currently our MFM practice does not l
Yes	Yes	Our two OB physicians perform popul
Yes	Yes	Our OB/GYN and Maternal Fetal Medi
Yes	Yes	All pregnancies are screened at initial p
Yes	Yes	Our OB/GYN and Maternal Fetal Medi
Yes	Yes	In our GME and residency clinics, alon
Yes	Yes	If patient has known history of pre-ecl
Yes	Yes	Patients receive regular visits during p
Yes	Yes	As most pregnancy hypertensive disor

Y1R2: 4) Describe why your organization is not planning to use processes for identifying, treating, and providing postpartum follow up for hypertension, pre-eclampsia, and eclampsia.	Y1R2: To what extent are implementation decisions influenced by TIPPS participation?	Y1R2 Feedback Status
	Not influenced	Accepted
Children's Health does not currently p	Not influenced	Accepted
	Not influenced	Accepted
	Somewhat influenced	Accepted
	Not influenced	Accepted
	Not influenced	Accepted
	Not influenced	Accepted
UT Health North Campus does not cur	Not influenced	Accepted
	Not influenced	Accepted
	Not influenced	Accepted
	Not influenced	Accepted
	Not influenced	Accepted
	Somewhat influenced	Accepted
		Withdrawn
	Not influenced	Accepted
	Not influenced	Accepted
	Not influenced	Accepted
	Somewhat influenced	Accepted
	Not influenced	Accepted
	Somewhat influenced	Accepted
	Not influenced	Accepted
	Not influenced	Accepted
	Not influenced	Accepted
	Somewhat influenced	Accepted
	Not influenced	Accepted

Data includes reporting though Y1 Corrections period

Unique Measure ID	Provider ID	TPI	NPI	Provider Name	SDA	Program Component	Measure ID
T1003824038_T1-111	T1003824038			TEXAS TECH	El Paso	T1	T1-111
T1013256098_T1-111	T1013256098			CHILDREN'S	Dallas	T1	T1-111
T1013942150_T1-111	T1013942150			TEXAS TECH	Lubbock	T1	T1-111
T1033157821_T1-111	T1033157821			UT PHYSICIAN	Harris	T1	T1-111
T1053352914_T1-111	T1053352914			BAYLOR COLLEGE	Harris	T1	T1-111
T1053416289_T1-111	T1053416289			UNIVERSITY OF	Tarrant	T1	T1-111
T1053832253_T1-111	T1053832253			UNIVERSITY OF	Dallas	T1	T1-111
T1063400778_T1-111	T1063400778			UNIVERSITY OF	MRSA North	T1	T1-111
T1063468031_T1-111	T1063468031			LUBBOCK COUNTY	Lubbock	T1	T1-111
T1063699312_T1-111	T1063699312			TEXAS A&M	MRSA Central	T1	T1-111
T1083663363_T1-111	T1083663363			TEXAS TECH	Lubbock	T1	T1-111
T1093754475_T1-111	T1093754475			DALLAS COUNTY	Dallas	T1	T1-111
T1124092036_T1-111	T1124092036			CHRISTUS GOOD	MRSA North	T1	T1-111
T1194787218_T1-111	T1194787218			CHRISTUS SANTA	Bexar	T1	T1-111
T1225082050_T1-111	T1225082050			UNIVERSITY OF	Tarrant	T1	T1-111
T1245313329_T1-111	T1245313329			UNIVERSITY OF	Bexar	T1	T1-111
T1285079764_T1-111	T1285079764			BAYLOR COLLEGE	Bexar	T1	T1-111
T1316936990_T1-111	T1316936990			UNIVERSITY OF	El Paso	T1	T1-111
T1346652575_T1-111	T1346652575			CHRISTUS SANTA	Bexar	T1	T1-111
T1407845084_T1-111	T1407845084			TEXAS TECH	MRSA West	T1	T1-111
T1457382947_T1-111	T1457382947			CHRISTUS SP	Nueces	T1	T1-111
T1477960730_T1-111	T1477960730			UNIVERSITY OF	Hidalgo	T1	T1-111
T1609382662_T1-111	T1609382662			ETMC PHYSICIAN	MRSA North	T1	T1-111
T1720051717_T1-111	T1720051717			UT HEALTH	Bexar	T1	T1-111
T1942241146_T1-111	T1942241146			UTMB FACULTY	Harris	T1	T1-111

Measure Name	Measure Type	Y1R2 Reporting Period	Y1R2 Measure Eligibility	Y1R2 Source	Y1R2 Provider Class
Telehealth to provide virtu	Structure	Apr 2022	Eligible	Y1 Reporting Template	HRI
Telehealth to provide virtu	Structure	Apr 2022	Eligible	Y1 Reporting Template	IME, Class 3
Telehealth to provide virtu	Structure	Apr 2022	Eligible	Y1 Reporting Template	HRI
Telehealth to provide virtu	Structure	Apr 2022	Eligible	Y1 Reporting Template	HRI
Telehealth to provide virtu	Structure	Apr 2022	Eligible	Y1 Reporting Template	HRI
Telehealth to provide virtu	Structure	Apr 2022	Eligible	Y1 Reporting Template	HRI
Telehealth to provide virtu	Structure	Apr 2022	Eligible	Y1 Reporting Template	HRI
Telehealth to provide virtu	Structure	Apr 2022	Eligible	Y1 Reporting Template	HRI
Telehealth to provide virtu	Structure	Apr 2022	Eligible	Y1 Reporting Template	IME, Class 3
Telehealth to provide virtu	Structure	Apr 2022	Eligible	Y1 Reporting Template	HRI
Telehealth to provide virtu	Structure	Apr 2022	Eligible	Y1 Reporting Template	HRI
Telehealth to provide virtu	Structure	Apr 2022	Eligible	Y1 Reporting Template	IME, Class 3
Telehealth to provide virtu	Structure	Apr 2022	Eligible	Y1 Reporting Template	IME, Class 3
Telehealth to provide virtu	Structure	Apr 2022	Not Eligible	Y1 Reporting Template	IME
Telehealth to provide virtu	Structure	Apr 2022	Eligible	Y1 Reporting Template	HRI
Telehealth to provide virtu	Structure	Apr 2022	Eligible	Y1 Reporting Template	IME, Class 3
Telehealth to provide virtu	Structure	Apr 2022	Eligible	Y1 Reporting Template	HRI
Telehealth to provide virtu	Structure	Apr 2022	Eligible	Y1 Reporting Template	IME
Telehealth to provide virtu	Structure	Apr 2022	Eligible	Y1 Reporting Template	IME, Class 3
Telehealth to provide virtu	Structure	Apr 2022	Eligible	Y1 Reporting Template	HRI
Telehealth to provide virtu	Structure	Apr 2022	Eligible	Y1 Reporting Template	IME, Class 3
Telehealth to provide virtu	Structure	Apr 2022	Eligible	Y1 Reporting Template	HRI
Telehealth to provide virtu	Structure	Apr 2022	Eligible	Y1 Reporting Template	HRI
Telehealth to provide virtu	Structure	Apr 2022	Eligible	Y1 Reporting Template	HRI
Telehealth to provide virtu	Structure	Apr 2022	Eligible	Y1 Reporting Template	HRI

Y1R2: 1) As of August 31, 2021, does your organization use telemedicine or telehealth to provide virtual medical appointments and/or consultations for physical and/or behavioral health services?	Y1R2: 2a) Primary health care providers?	Y1R2: 2b) Specialty health care providers (physical health only)?
Yes	Yes	No
Yes	Yes	Yes
Yes	Yes	No
Yes	Yes	Yes
Yes	Yes	Yes
Yes	Yes	Yes
Yes	Yes	Yes
Yes	Yes	No
No, and not planning to by August 31, 2022		
Yes	Yes	No
Yes	Yes	Yes
Yes	Yes	Yes
Yes	Yes	Yes
Yes	Yes	Yes
Yes	Yes	Yes
Yes	Yes	Yes
Yes	Yes	Yes
Yes	Yes	Yes
Yes	Yes	Yes
Yes	Yes	Yes
Yes	Yes	Yes
Yes	Yes	Yes
Yes	Yes	No
Yes	Yes	Yes
Yes	Yes	Yes

Y1R2: 2c) Behavioral health care providers?	Y1R2: 2d) Other providers?	Y1R2: 3) What are the “other” types of providers using telemedicine or telehealth to provide virtual medical appointments and/or consultations in your organization?
Yes	No	
Yes	No	
Yes	No	
Yes	No	
Yes	Yes	Clinical Pharmacists, Physical Therap
Yes	No	
Yes	Yes	The other types of UT Southwestern
Yes	No	
Yes	No	
Yes	No	
Yes	Yes	Social Work, Pharmacy, Nutrition, N
Yes	Yes	Wellness Coach and Diabetes Educat
Yes	Yes	The other types of UT Southwestern
Yes	Yes	PharmD, Dietitians
Yes	No	
No	No	
Yes	No	
Yes	No	
Yes	No	
Yes	No	
Yes	No	
No	No	
Yes	No	
Yes	No	

Y1R2: 4) Describe your organization's current or planned use of telemedicine or telehealth to provide virtual appointments and/or consultations for physical and/or behavioral health services.	Y1R2: 5) Describe why your organization is not planning to use telemedicine or telehealth to provide virtual appointments and/or consultations for physical and/or behavioral health services.	Y1R2: To what extent are implementation decisions influenced by TIPPS participation?	Y1R2 Feedback Status
The COVID19 Pandemic accelerated		Not influenced	Accepted
Children's Health was recognized as		Not influenced	Accepted
We currently use telehealth or teler		Not influenced	Accepted
UTP's current and ongoing use of tel		Somewhat influenced	Accepted
As a result of the COVID-19 pandemi		Not influenced	Accepted
HSC Health currently offers appointr		Not influenced	Accepted
In response to the Covid-19 pandem		Not influenced	Accepted
UTHSCT currently offers video or tel		Somewhat influenced	Accepted
	We are currently unaware of any ob	Not influenced	Accepted
As a residency training program, ACC		Somewhat influenced	Accepted
Telemedicine visits are offered to ev		Not influenced	Accepted
Parkland Health is leveraging teleme		Not influenced	Accepted
We are doing behavioral health serv		Somewhat influenced	Accepted
			Withdrawn
In response to the Covid-19 pandem		Not influenced	Accepted
UH/UMA expanded the use of telem		Not influenced	Accepted
The clinics to provide telemedicine a		Not influenced	Accepted
UMC is moving from telemedicine to		Somewhat influenced	Accepted
Possible planned behavioral health s		Not influenced	Accepted
Currently Family Medicine and Intern		Not influenced	Accepted
We are doing behavioral health serv		Not influenced	Accepted
UTRGV offered telemedicine prior to		Not influenced	Accepted
UTHET currently offers video or tele		Somewhat influenced	Accepted
We currently offer audiovisual teleh		Not influenced	Accepted
We had a surge of telehealth visits d		Not influenced	Accepted

Provider ID	NPI	Provider Name	Provider Class
T1003824038	1003824038	TEXAS TECH UNIVERSITY HEALTH SCIENCES	HRI
T1013256098	1013256098	COMPLEX CARE MEDICAL SERVICES CORPORATION	Class 3
T1013942150	1013942150	TEXAS TECH UHSC FAMILY MEDICINE	HRI
T1013942150	1033144175	TEXAS TECH UHSC SURGERY	HRI
T1033157821	1033157821	UT PHYSICIANS	HRI
T1013942150	1043245178	TEXAS TECH UHSC OB/GYN	HRI
T1053352914	1053352914	HCHD COMMUNITY MEDICINE	HRI
T1053416289	1053416289	UNIVERSITY OF NORTH TEXAS HEALTH SCIENCE CENTER AT FORT WORTH	HRI
T1053672535	1053672535	MATAGORDA MEDICAL GROUP	Class 3
T1053711804	1053711804	NACOGDOCHES MEMORIAL PROFESSIONAL GROUP	Class 3
T1053832253	1053832253	UNIVERSITY OF TEXAS SOUTHWESTERN MEDICAL CENTER AT DALLAS	HRI
T1063400778	1063400778	UNIVERSITY OF TEXAS HEALTH SCIENCE CENTER AT TYLER-FACILITY-PHYS	HRI
T1063468031	1063468031	UNIVERSITY MEDICAL CENTER RADIOLOGY	IME
T1063512259	1063512259	HUMBLE KINGWOOD	Class 3
T1063548881	1063548881	TITUS REGIONAL MEDICAL CENTER	Class 3
T1063699312	1063699312	TEXAS A&M PHYSICIANS	HRI
T1063512259	1073609830	TCPA WEST HOUSTON	Class 3
T1083663363	1083663363	TEXAS TECH UNIVERSITY HEALTH SCIENCES CENTER LUBBOCK	HRI
T1053832253	1083669766	THE UNIVERSITY OF TEXAS ORTHOPEDIC SURGERY	HRI
T1093754475	1093754475	PEDIATRIC PRIMARY CARE CLINIC	Class 3
T1093779704	1093779704	SCOTT & WHITE CLINIC	Class 3
T1063512259	1093815227	TCPA FANNIN	Class 3
T1053832253	1104891050	UNIVERSITY OF TEXAS PATHOLOGY	HRI
T1063512259	1114027331	TCPA COHAN AND MASHARANI	Class 3
T1114222312	1114222312	COOK CHILDREN'S URGENT CARE SOUTHLAKE	Class 3
T1053832253	1114992161	UTSW ANESTHESIOLOGY CRNAS	HRI
T1003824038	1124047295	TEXAS TECH UNIVESITY HEALTH SCIENCES CENTER NEUROPSYCHIATRY	HRI
T1003824038	1124072681	TEXAS TECH UNIVERSITY HEALTH SCIENCES CENTER EL PASO	HRI
T1124080320	1124080320	REGIONAL EMPLOYEE ASSISTANCE PROGRAM INC	Class 3
T1124092036	1124092036	CHRISTUS GOOD SHEPHERD MEDICAL CENTER	IME
T1053832253	1134173966	UTSW VASCULAR SURGERY	HRI
T1003824038	1134189178	TEXAS TECH UNIVERSITY HEALTH SCIENCES CENTER	HRI
T1093754475	1134377427	HATCHER STATION WOMEN'S HEALTH CENTER	Class 3
T1134485550	1134485550	RPMH MEDICAL ASSOCIATES	Class 3
T1053416289	1144328634	UNIVERSITY OF NORTH TEXAS HEALTH SCIENCE CENTER AT FORT WORTH	HRI
T1093754475	1144408253	MAPLE WOMEN'S HEALTH CENTER	Class 3
T1114222312	1154789238	COOK CHILDREN'S URGENT CARE ALLIANCE	Class 3
T1063512259	1164522314	ASHFORD	Class 3
T1063512259	1164824199	TCP GRAND PARKWAY	Class 3
T1093754475	1194090001	GRAND PRAIRIE HEALTH CENTER	Class 3
T1013256098	1194153650	DALLAS PHYSICIAN MEDICAL SERVICES FOR CHILDREN, INC.	Class 3
T1013256098	1194743013	CHILDREN'S MEDICAL CENTER DALLAS	IME
T1063512259	1194825315	TCPA CULLEN	Class 3
T1053832253	1205880036	UTSW MEDICAL CENTER EMERGENCY MEDICINE	HRI
T1215999511	1215999511	REGIONAL EMPLOYEE ASSISTANCE PROGRAM INC	Class 3
T1003824038	1225066277	TEXAS TECH UNIVERSITY HEALTH SCIENCES CENTER EL PASO	HRI
T1225082050	1225082050	UTSW OPHTHALMOLOGY	HRI
T1225096472	1225096472	HOOD MEDICAL GROUP	Class 3
T1063512259	1235239492	FM1960 - CYPRESS STATION	Class 3
T1053832253	1235384199	UT SOUTHWESTERN MULTISPECIALTY CLINIC, EL PASO	HRI
T1083663363	1245289537	TTUHSC - ORTHOPAEDICS	HRI
T1245313329	1245313329	COMMUNITY MEDICINE ASSOCIATES	Class 3
T1013942150	1255365375	TEXAS TECH UHSC PSYCHIATRY	HRI
T1063512259	1265532402	TCPA NORTH SHORE	Class 3
T1225082050	1275838732	MULTI SPECIALTY CLINIC IN TARRANT COUNTY	HRI

T1285079764	1285079764	BCM PHYSICIANS OF SAN ANTONIO	HRI
T1124092036	1285684225	CHRISTUS TRINITY CLINIC	Class 3
T1124092036	1295736734	CHRISTUS ST. MICHAEL HEALTH SYSTEM	IME
T1053832253	1306890132	THE UNIVERSITY OF TEXAS OPTOMETRY	HRI
T1063512259	1316047459	TCPA SPRING BRANCH	Class 3
T1093754475	1316125420	SOUTHEAST DALLAS WOMEN'S HEALTH CENTER	Class 3
T1003824038	1316901135	TEXAS TECH UNIVERSITY HEALTH SCIENCES CENTER EL PASO	HRI
T1316936990	1316936990	UNIVERSITY MEDICAL CENTER OF EL PASO	IME
T1114222312	1326548280	COOK CHILDRENS URGENT CARE HURST	Class 3
T1053416289	1336244557	UNIVERSITY OF NORTH TEXAS HEALTH SCIENCE CENTER AT FORT WORTH	HRI
T1063512259	1336351386	TCP KINGSLAND	Class 3
T1346652575	1346652575	CHILDREN'S HOSPITAL OF SAN ANTONIO PHYSICIAN GROUP	Class 3
T1356361976	1356361976	VALLEY CARE CLINICS	Class 3
T1376598904	1376598904	COVENANT MEDICAL GROUP	Class 3
T1053416289	1376645564	UNIVERSITY OF NORTH TEXAS HEALTH SCIENCE CENTER AT FORT WORTH	HRI
T1013942150	1386675940	TEXAS TECH UHSC PEDIATRICS	HRI
T1386933182	1386933182	SCOTT & WHITE CLINIC PEDIATRIC GROUP	Class 3
T1114222312	1396188074	COOK CHILDREN'S URGENT CARE FORT WORTH	Class 3
T1053832253	1396832713	UT SOUTHWESTERN MSP PATHOLOGY SERVICE LABORATORY	HRI
T1396961322	1396961322	HENDRICK PROVIDER NETWORK	Class 3
T1093754475	1407034515	GARLAND WOMEN'S HEALTH CENTER	Class 3
T1407047863	1407047863	REGIONAL CLINICS OF LONGVIEW	Class 3
T1407845084	1407845084	TEXAS TECH UNIVERSITY HEALTH SCIENCES CENTER ODESSA	HRI
T1407890775	1407890775	UNITED REGIONAL PHYSICIAN GROUP	Class 3
T1053416289	1417054024	UNIVERSITY OF NORTH TEXAS HEALTH SCIENCE CENTER AT FORT WORTH	HRI
T1063512259	1417057654	TCPA PASADENA	Class 3
T1083663363	1427007715	TTUHSC- OB/GYN	HRI
T1063512259	1427158658	TCPA GULFTON	Class 3
T1063512259	1437239472	PEDIATRIC ASSOCIATES OF KINGWOOD	Class 3
T1093754475	1447288907	SOUTHEAST DALLAS HEALTH CENTER	Class 3
T1457382947	1457382947	CHRISTUS PHYSICIAN GROUP	Class 3
T1063512259	1457451635	HUMBLE ATASCOCITA	Class 3
T1093754475	1477597300	DE HARO SALDIVAR HEALTH CENTER	Class 3
T1477960730	1477960730	UNIVERSITY OF TEXAS RIO GRANDE VALLEY	HRI
T1063512259	1487754651	FM1960 - CYPRESSWOOD	Class 3
T1063468031	1487993630	UMC MEDICAL PROFESSIONAL SERVICES	IME
T1497179147	1497179147	1ST CHOICE PEDIATRICS	Class 3
T1093754475	1508014895	WISH CAMPUS	Class 3
T1083663363	1508815895	TEXAS TECH UNIVERSITY HEALTH SCIENCES CENTER LUBBOCK	HRI
T1063468031	1508855578	UMC EC PHYCISIANS	IME
T1083663363	1518916808	TTUHSC/ NEUROLOGY	HRI
T1053832253	1518984988	UNIVERSITY OF TEXAS OBSTETRICS & GYNECOLOGY	HRI
T1528195062	1528195062	CORYELL MEMORIAL HEALTHCARE SYSTEM	Class 3
T1083663363	1538118823	TTUHSC -INTERNAL MEDICINE	HRI
T1003824038	1538240478	TEXAS TECH UNIVERSITY HEALTH SCIENCES CENTER EL PASO	HRI
T1053416289	1538383328	UNIVERSITY OF NORTH TEXAS HEALTH SCIENCE CENTER AT FORT WORTH	HRI
T1053832253	1548215247	THE UNIVERSITY OF TEXAS THORACIC SURGERY	HRI
T1083663363	1548219827	TTUHSC- DERMATOLOGY	HRI
T1114222312	1548230923	COOK CHILDREN'S PHYSICIAN NETWORK	Class 3
T1063512259	1548321334	TCP - GULFGATE	Class 3
T1003824038	1548389554	TEXAS TECH UHSC NEUROLOGY DEPT.	HRI
T1093754475	1558308130	YOUTH & FAMILY CENTERS	Class 3
T1003824038	1568564789	TEXAS TECH UNIVERISTY HSC/OB/GYN	HRI
T1053832253	1578533196	UNIVERSITY OF TEXAS GENERAL SURGERY	HRI
T1033157821	1588965131	UT PHYSICIANS - TRAUMA SERVICES	HRI
T1598248080	1598248080	TCP - UNIVERSITY OF PEDIATRICS	Class 3
T1003824038	1598705055	TEXAS TECH UNIVERSITY HEALTH SCIENCES CENTER EL PASO	HRI

T1053832253	1598789984	UTSW MEDICAL CENTER PEDIATRICS	HRI
T1609382662	1609382662	ETMC PHYSICIAN GROUP INC.	HRI
T1063512259	1619077815	NORTHWEST	Class 3
T1063512259	1619077849	TCPA FRIENDSWOOD	Class 3
T1619399128	1619399128	YOAKUM FAMILY PRACTICE	Class 3
T1053832253	1639124332	UNIVERSITY OF TEXAS NEUROSURGERY	HRI
T1063512259	1639279821	NANES	Class 3
T1649232984	1649232984	REGIONAL EMPLOYEE ASSISTANCE PROGRAM INC	Class 3
T1093754475	1649278995	PARKLAND HEALTH-HOSPITAL BASED PROVIDERS	Class 3
T1649294323	1649294323	BAYLOR SCOTT & WHITE MEDICAL CENTER HILLCREST	Class 3
T1063512259	1649370883	TCPA MIDTOWN	Class 3
T1649391269	1649391269	MCH PROCARE	Class 3
T1053416289	1659473056	UNIVERSITY OF NORTH TEXAS HEALTH SCIENCE CENTER AT FORT WORTH	HRI
T1053416289	1659595445	UNIVERSITY OF NORTH TEXAS HEALTH SCIENCE CENTER AT FORT WORTH	HRI
T1356361976	1659619260	LAREDO PHYSICIANS GROUP	Class 3
T1063468031	1669418547	UMC PHYSICIANS	Class 3
T1053832253	1669442281	UNIVERSITY OF TEXAS DERMATOLOGY	HRI
T1669584272	1669584272	COPPELL PEDIATRICS ASSOCIATES PA	Class 3
T1124092036	1679578439	MOTHER FRANCES HOSPITAL REGIONAL HEALTH CARE CENTER	IME
T1063512259	1679712335	TCP - NORTHEAST PEDIATRICS	Class 3
T1679719801	1679719801	WISE CLINICAL CARE ASSOCIATES	Class 3
T1457382947	1689641680	CHRISTUS SPOHN HOSPITAL CORPUS CHRISTI	IME
T1063512259	1699095638	TCPA CORINTHIAN POINTE	Class 3
T1053416289	1699870998	UNIVERSITY OF NORTH TEXAS HEALTH SCIENCE CENTER AT FORT WORTH	HRI
T1093754475	1699973735	IRVING HEALTH CENTER	Class 3
T1700297405	1700297405	BROWNSVILLE KIDDIE HEALTH CENTER	Class 3
T1053832253	1700831484	UTSW MEDICAL CTR UROLOGICAL SURGERY	HRI
T1063512259	1710087879	TOWN & COUNTRY	Class 3
T1063512259	1710354311	TCP - RAYFORD	Class 3
T1053832253	1710959135	UNIVERSITY OF TEXAS OB/GYN	HRI
T1003824038	1720040603	TEXAS TECH UNIVERSITY HEALTH SCIENCES CENTER EL PASO	HRI
T1720051717	1720051717	UT HEALTH PHYSICIANS	HRI
T1740233592	1740233592	TEXOMACARE	Class 3
T1063512259	1740380971	TCPA MEDICAL PLAZA	Class 3
T1063512259	1740550326	TEXAS CHILDREN'S PEDIATRICS - FALL CREEK	Class 3
T1053832253	1750334272	UTSW MSP PLASTIC SURGERY	HRI
T1053832253	1750351375	UTSW MEDICAL CENTER AT DALLAS PEDIATRICS	HRI
T1114222312	1750369203	COOK CHILDREN'S PHYSICIAN NETWORK	Class 3
T1053832253	1750411286	THE UNIVERSITY OF TEXAS SOUTHWESTERN MEDICAL CENTER AT DALLAS	HRI
T1053832253	1760452387	UT MSP FAMILY PRACTICE	HRI
T1053832253	1760452767	UT SOUTHWESTERN MSP INTERNAL MEDICINE	HRI
T1760488936	1760488936	HEALTHTEXAS PROVIDER NETWORK	Class 3
T1063512259	1760582910	CONROE	Class 3
T1053832253	1770537508	UNIVERSITY OF TEXAS ORAL SURGERY	HRI
T1770587149	1770587149	SHANNON CLINIC	Class 3
T1770800575	1770800575	PETERSON MEDICAL ASSOCIATES	Class 3
T1053832253	1770894396	UNIVERSITY OF TEXAS SOUTHWESTERN MEDICAL CENTER AT DALLAS	HRI
T1780008904	1780008904	NORTHWEST TEXAS WYATT CLINIC PLLC	Class 3
T1780076562	1780076562	ACCLAIM PHYSICIAN GROUP, INC	Class 3
T1053832253	1780639328	UTSW MEDICAL CENTER AT DALLAS RADIATION ONCOLOGY	HRI
T1053832253	1780654301	UNIVERSITY OF TEXAS NEUROLOGY	HRI
T1063512259	1780784900	TCPA BAYTOWN	Class 3
T1063512259	1780784918	TCPA KATY	Class 3
T1093754475	1780832071	LAKE WEST WOMEN'S HEALTH CENTER	Class 3
T1083663363	1801844402	TTUHSC / CARDIOLOGY	HRI
T1801856786	1801856786	CHILDREN'S PHYSICIAN SERVICES OF SOUTH TEXAS	Class 3
T1033157821	1801945027	UT PHYSICIANS SPECIALTY SERVICES	HRI

T1053832253	1811039381	UNIVERSITY OF TEXAS SOUTHWESTERN MEDICAL CENTER AT DALLAS	HRI
T1063512259	1811097017	PEDIATRICS OF CY FAIR	Class 3
T1093754475	1811939994	GARLAND HEALTH CENTER	Class 3
T1053832253	1811962673	UNIVERSITY OF TEXAS OTOLARYNOLOGY	HRI
T1346652575	1821004151	CHILDREN'S HOSPITAL OF SAN ANTONIO	IME
T1245313329	1821011248	UNIVERSITY HEALTH SYSTEM	IME
T1093754475	1821026386	VICKERY HEALTH CENTER	Class 3
T1821085721	1821085721	PEDIATRIC CLINIC, P.A.	Class 3
T1093754475	1831198506	PARKLAND HEALTH-NURSE PRACTITIONER	Class 3
T1063512259	1841390994	TCPA SUGAR LAND	Class 3
T1841497153	1841497153	GOLDEN PLAINS COMMUNITY HOSPITAL	Class 3
T1053832253	1841510427	UT SOUTHWESTERN MEDICAL CENTER	HRI
T1053832253	1851361471	UTSW OPHTHALOMOLOGY	HRI
T1063512259	1861712804	TCPA SHADOW CREEK RANCH	Class 3
T1013942150	1871525840	TEXA TECH UHSC INTERNAL MEDICINE	HRI
T1053832253	1871563494	UNIVERSITY OF TEXAS PSYCHIATRY	HRI
T1093754475	1871741165	OAKWEST WOMEN'S HEALTH CENTER	Class 3
T1053352914	1881026664	BCM PHYSICIANS	HRI
T1083663363	1881643179	TEXAS TECH UNIVERSITY HEALTH SCIENCES CENTER LUBBOCK	HRI
T1891122198	1891122198	GRAYSON COUNTY HEALTH CLINIC	Class 3
T1891730396	1891730396	METROPLEX CLINIC PHYSICIANS, INC	Class 3
T1093754475	1891738050	HATCHER STATION HEALTH CENTER	Class 3
T1649294323	1891796694	HILLCREST FAMILY HEALTH CENTER	Class 3
T1063512259	1902906043	TCPA RIPLEY HOUSE	Class 3
T1922061993	1922061993	SCOTT & WHITE CLINIC BCS GROUP	Class 3
T1063512259	1922108067	TCPA PEARLAND	Class 3
T1093754475	1932123247	PARKLAND HEALTH	IME
T1053832253	1932174984	UT SOUTHWESTERN PHYSICAL MEDICINE AND REHABILITATION	HRI
T1942241146	1942241146	UTMB FACULTY GROUP PRACTICE	HRI
T1053832253	1942270566	UNIVERSITY OF TEXAS ANESTHESIOLOGY	HRI
T1093754475	1952345613	OAKWEST HEALTH CENTER	Class 3
T1083663363	1972552263	TEXAS TECH UNIVERSITY HEALTH SCIENCES CENTER LUBBOCK	HRI
T1053832253	1972579365	UNIVERSITY OF TEXAS RADIOLOGY	HRI
T1063512259	1972603017	TCPA SOUTHWEST	Class 3
T1053832253	1982850699	MULTI-SPECIALTY CLINIC	HRI

Attachment M1
Member Hotline Performance
STAR and STAR+PLUS
SFY22 Q3
SFY22 Q4 Report
(Blanks = No Data Available)

Program	MCO	Total Calls	Abandoned Calls (≤7%)	Pickup Rate (99%)	Call Hold Rate (80% within 30 seconds)	Average Hold Time (120 Seconds)	Total Calls	Abandoned Calls (≤7%)	Pickup Rate (99%)	Call Hold Rate (80% within 30 seconds)	Average Hold Time (120 Seconds)	Total Calls	Abandon ed Calls (≤7%)	Pickup Rate (99%)	Call Hold Rate (80% within 30 seconds)	Average Hold Time (120 Seconds)
		Quarter					Quarter					Quarter				
		1					2					2				
STAR & STAR+PLUS	Aetna	27,642	1%	99%	89%	19	27,656	1%	99%	96%	8	34,605	1%	99.40%	98%	6
	Amerigroup	136,598	1%	99%	89%	14	128,193	2%	98%	88%	17	124,611	1%	99.00%	84%	17
	Blue Cross Blue Shield	9,417	1%	99%	96%	10	7,491	1%	99%	91%	27	8,432	0%	99.58%	93%	10
	Cigna HealthSpring	40,769	3%	97%	77%	31	11,837	2%	98%	93%	18					
	Community First	21,691	7%	93%	85%	0	16,853	4%	96%	86%	0	17,947	3%	97%	90%	36
	Community Health Choice	43,534	2%	98%	86%	25	42,716	2%	98%	89%	20	50,489	3%	97%	90%	24
	Cook Children's	31,532	4%	96%	90%	18	29,010	5%	95%	88%	26	33,531	5%	95%	88%	18
	Dell Children's	3,860	1%	99%	89%	13	3,687	2%	98%	89%	18	4,131	1%	99%	84%	17
	Driscoll Children's	19,617	0%	100%	98%	5	18,091	1%	99%	98%	10	20,147	1%	99%	96%	6
	El Paso Health	9,480	6%	94%	97%	87	9,618	5%	95%	99%	68	9,708	4%	96%	99%	53
	FirstCare	8,026	3%	97%	88%	15	7,855	4%	96%	80%	31	7,603	2%	98%	91%	13
	Molina	80,308	1%	99%	99%	6	98,432	3%	97%	90%	35	107,415	2%	98%	93%	16
	Parkland	24,659	0%	100%	89%	1	23,540	1%	99%	91%	0	25,029	1%	99%	83%	0
	Scott & White	5,748	2%	98%	89%	14	5,680	4%	96%	80%	30	5,931	5%	95%	91%	17
	Superior	103,399	1%	99%	86%	22	95,845	1%	99%	90%	16	101,433	1%	99%	94%	10
	Texas Children's	51,654	1%	99%	87%	16	49,467	2%	98%	86%	19	54,004	2%	98%	84%	15
	United	151,654	1%	99%	90%	101	167,380	1%	99%	92%	80	193,815	1%	99%	89%	108
	Total	769,588					743,351					798,831				

Attachment M1
Member Hotline Performance
STAR Kids
SFY22 Q3
SFY22 Q4 Report
(Blanks = No Data Available)

Program	MCO	Total Calls	Abandoned Calls (≤7%)	Pickup Rate (99%)	Call Hold Rate (80% within 30 seconds)	Average Hold Time (120 Seconds)	Total Calls	Abandoned Calls (≤7%)	Pickup Rate (99%)	Call Hold Rate (80% within 30 seconds)	Average Hold Time (120 Seconds)	Total Calls	Abandoned Calls (≤7%)	Pickup Rate (99%)	Call Hold Rate (80% within 30 seconds)	Average Hold Time (120 Seconds)
		Quarter					Quarter					Quarter				
		1					2					3				
STAR Kids	Aetna	6,743	3%	97%	85%	21	7,362	2%	98%	93%	14	11,998	3%	97%	91%	16
	Amerigroup	4,727	0%	100%	98%	8	4,091	2%	98%	97%	10	4,633	1%	99%	98%	8
	BCBS	2,717	1%	99%	95%	17	2,792	1%	99%	95%	31	2,717	1%	99%	97%	24
	Community First	3,626	1%	99%	85%	0	3,334	1%	99%	91%	0	3,608	1%	99%	91%	38
	Cook Children's	4,267	3%	97%	87%	23	3,397	3%	97%	93%	16	3,866	2%	98%	93%	13
	Driscoll Health Plan	2,551	1%	99%	98%	8	2,311	1%	99%	97%	15	3,049	1%	99%	92%	15
	Superior	6,399	1%	99%	97%	8	7,701	1%	99%	96%	11	7,984	1%	99%	98%	6
	Texas Children's	10,912	2%	98%	83%	23	11,204	2%	98%	83%	21	12,935	2%	98%	83%	15
	United	21,999	2%	98%	93%	38	11,802	1%	99%	96%	47	14,575	2%	98%	96%	51
	Total	41,861					53,994					65,365				

Attachment M2
Behavioral Health Hotline Performance
STAR and STAR+PLUS
SFY22 Q3
SFY22 Q4 Report
(Blanks = No Data Available)

Program	MCO	Total Calls	Abandoned Calls (≤7%)	Pickup Rate (99%)	Call Hold Rate (80% within 30 seconds)	Average Hold Time (120 Seconds)	Total Calls	Abandoned Calls (≤7%)	Pickup Rate (99%)	Call Hold Rate (80% within 30 seconds)	Average Hold Time (120 Seconds)	Total Calls	Abandoned Calls (≤7%)	Pickup Rate (99%)	Call Hold Rate (80% within 30 seconds)	Average Hold Time (120 Seconds)
		Quarter					Quarter					Quarter				
		1					2					3				
STAR & STAR+PLUS	Aetna	665	1%	99%	93%	10	716	1%	99%	97%	5	804	1%	99%	99%	4
	Amerigroup	2,740	2%	98%	89%	22	2,392	3%	97%	96%	14	2,815	1%	99%	96%	12
	Blue Cross Blue Shield	441	3%	97%	78%	27	406	2%	98%	86%	49	475	3%	97%	84%	50
	Cigna HealthSpring	291	5%	95%	97%	9	145	1%	99%	99%	10					
	Community First	274	3%	97%	95%	8	207	3%	97%	89%	12	260	2%	98%	96%	7
	Community Health Choice	1,382	2%	98%	94%	19	1,527	3%	97%	95%	14	1,884	4%	96%	96%	19
	Cook Children's	471	0%	100%	96%	7	434	0%	100%	99%	2	515	0%	100%	97%	6
	Dell Children's	158	2%	98%	86%	28	123	4%	96%	95%	12	136	0%	100%	93%	12
	Driscoll Children's	206	0%	100%	92%	14	244	1%	99%	97%	13	314	1%	99%	96%	13
	El Paso Health	39	0%	100%	100%	12	71	3%	97%	100%	13	43	0%	100%	100%	11
	FirstCare	92	3%	97%	91%	12	155	6%	94%	85%	29	141	3%	97%	88%	16
	Molina	351	3%	97%	85%	36	621	2%	98%	91%	15	627	1%	99%	90%	13
	Parkland	392	0%	100%	97%	6	573	0%	100%	98%	6	549	0%	100%	99%	3
	Scott & White	60	2%	98%	97%	3	101	3%	97%	82%	33	102	6%	94%	95%	7
	Superior	3,967	2%	98%	95%	11	3,273	2%	98%	97%	9	3,494	2%	98%	98%	8
	Texas Children's	940	2%	98%	97%	6	734	4%	96%	88%	36	1,038	4%	96%	92%	10
	United	217	5%	95%	102%	26	184	0%	100%	97%	41	226	1%	99%	99%	39
	Total	12,686					11,906					13,423				

Attachment M2
Behavioral Health Hotline Performance
STAR Kids
SFY22 Q3
SFY22 Q4 Report
(Blanks = No Data Available)

Program	MCO	Total Calls	Abandoned Calls (≤7%)	Pickup Rate (99%)	Call Hold Rate (80% within 30 seconds)	Average Hold Time (120 Seconds)	Total Calls	Abandoned Calls (≤7%)	Pickup Rate (99%)	Call Hold Rate (80% within 30 seconds)	Average Hold Time (120 Seconds)	Total Calls	Abandoned Calls (≤7%)	Pickup Rate (99%)	Call Hold Rate (80% within 30 seconds)	Average Hold Time (120 Seconds)
		Quarter					Quarter					Quarter				
		1					2					3				
STAR Kids	Aetna	185	3%	97%	93%	13	211	3%	97%	97%	6	225	2%	98%	98%	6
	Amerigroup	53	2%	98%	90%	13	29	0%	100%	93%	20	46	0%	100%	91%	12
	BCBS	136	1%	99%	90%	64	135	4%	96%	87%	50	189	2%	98%	95%	44
	Community First	8	13%	88%	86%	1	11	0%	100%	82%	1	15	0%	100%	100%	1
	Cook Children's	68	0%	100%	96%	4	64	2%	98%	95%	6	59	0%	100%	100%	1
	Driscoll Health Plan	24	0%	100%	88%	18	73	0%	100%	100%	10	122	0%	100%	98%	11
	Superior	231	3%	97%	97%	4	268	4%	96%	97%	6	283	3%	97%	99%	2
	Texas Children's	160	3%	98%	98%	3	57	0%	100%	104%	7	93	4%	96%	87%	13
	United	55	2%	98%	98%	59	47	0%	100%	98%	10	70	0%	100%	99%	71
Total		470					895					1,102				

Attachment M3
Provider Hotline Performance
STAR and STAR+PLUS
SFY22 Q3
SFY22 Q4 Report
(Blanks = No Data Available)

Program	MCO	Total Calls	Abandoned Calls (≤7%)	Pickup Rate (99%)	Average Hold Time (120 Seconds)	Total Calls	Abandoned Calls (≤7%)	Pickup Rate (99%)	Average Hold Time (120 Seconds)	Total Calls	Abandon ed Calls (≤7%)	Pickup Rate (99%)	Average Hold Time (120 Seconds)
		Quarter				Quarter				Quarter			
		1				2				3			
STAR & STAR+PLUS	Aetna	27,873	3%	95%	35	29,643	6%	94%	57	34,828	3%	97%	49
	Amerigroup	92,885	2%	98%	35	83,596	3%	97%	35	89,465	1%	99%	28
	Blue Cross Blue Shield	7,121	1%	99%	11	6,657	1%	99%	18	7,010	1%	99%	12
	Cigna HealthSpring	37,298	6%	94%	56	12,682	8%	92%	87				
	Community First	3,554	3%	97%	0	2,578	2%	98%	0	2,511	1%	99%	19
	Community Health C	33,945	3%	97%	29	37,649	5%	95%	61	45,062	3%	97%	65
	Cook Children's	20,878	4%	96%	22	24,552	7%	93%	64	27,269	4%	96%	55
	Dell Children's	3,498	1%	99%	33	3,070	3%	97%	61	3,311	1%	99%	81
	Driscoll Children's	17,051	0%	100%	4	16,428	0%	100%	26	17,488	0%	100%	47
	El Paso Health	23,084	5%	95%	51	26,151	8%	92%	107	30,940	9%	91%	160
	FirstCare	21,032	4%	96%	23	24,891	7%	93%	60	29,791	5%	95%	42
	Molina	81,986	1%	99%	21	77,180	1%	99%	17	51,244	2%	98%	18
	Parkland	23,270	1%	99%	1	22,284	1%	99%	13	44,929	4%	96%	31
	Scott & White	17,346	5%	95%	24	20,935	8%	92%	67	24,356	6%	94%	58
	Superior	76,030	3%	97%	70	79,991	4%	96%	83	92,083	2%	98%	28
	Texas Children's	54,143	2%	98%	14	50,975	2%	98%	34	78,397	4%	96%	43
	United	64,683	1%	99%	27	61,837	2%	98%	31	74,797	1%	99%	32
	Total	605,677				581,099				653,481			

Attachment M3
Provider Hotline Performance
STAR Kids
SFY22 Q3
SFY22 Q4 Report
(Blanks = No Data Available)

Program	MCOs	Total Calls	Abandoned Calls (≤7%)	Pickup Rate (99%)	Average Hold Time (120 Seconds)	Total Calls	Abandoned Calls (≤7%)	Pickup Rate (99%)	Average Hold Time (120 Seconds)	Total Calls	Abandoned Calls (≤7%)	Pickup Rate (99%)	Average Hold Time (120 Seconds)
		Quarter				Quarter				Quarter			
		1				2				3			
STAR Kids	Aetna	14,044	5%	94%	29	17,506	9%	91%	73	20,685	6%	94%	41
	Amerigroup	92,885	2%	98%	35	83,596	3%	97%	35	89,465	1%	99%	28
	BCBS	2,906	2%	98%	28	2,122	1%	99%	25	2,187	1%	99%	12
	Community First	266	3%	97%	0	265	2%	98%	0	302	0%	100%	5
	Cook Children's	13,540	6%	94%	27	16,859	10%	90%	80	20,022	6%	94%	53
	Driscoll Health Plan	2,879	0%	100%	4	2,697	0%	100%	40	2,646	0%	100%	94
	Superior	9,583	1%	99%	19	15,184	1%	99%	18	17,615	1%	99%	10
	Texas Children's	51,452	2%	98%	14	48,799	2%	98%	40	75,825	4%	96%	31
	United	4,994	1%	99%	34	4,801	1%	99%	43	5,153	1%	99%	39
	Total	192,549				191,829				233,900			

Attachment M4
Dental Hotline Performance
Dental Maintenance Organization
SFY22 Q3
SFY22 Q4 Report
(Blanks = No Data Available)

Program	DMO	Hotline	Program	Total Calls	Abandoned Calls (≤7%)	Pickup Rate (99%)	Hold Rate (80%)	Average Hold Time (120 Seconds)	Total Calls	Abandoned Calls (≤7%)	Pickup Rate (99%)	Hold Rate (80%)	Average Hold Time (120 Seconds)	Total Calls	Abandon ed Calls (≤7%)	Pickup Rate (99%)	Hold Rate (80%)	Average Hold Time (120 Seconds)	
				Quarter								Quarter							
				1								2							
				3															
DMO	DentaQuest	Member	CHIP Dental	109,506	1%	99%	89%	18	81,130	0%	100%	94%	10	81,651	1%	99%	85%	23	
			Medicaid Dental	109,506	1%	99%	89%	18	81,130	0%	100%	94%	10	81,651	1%	99%	85%	23	
		Provider	CHIP Dental	45,930	1%	99%		25	32,966	0%	100%		7	30,613	6%	94%		74	
			Medicaid Dental	45,930	1%	99%		25	32,966	0%	100%		7	30,613	6%	94%		74	
	MCNA	Member	CHIP Dental	107,383	14%	86%	77%	5	70,549	11%	89%	90%	36	61,707	3%	97%	96%	7	
			Medicaid Dental	107,383	14%	86%	77%	5	70,549	11%	89%	90%	36	61,707	3%	97%	96%	7	
		Provider	CHIP Dental	30,004	20%	80%		24	20,848	17%	83%		60	21,638	1%	99%		8	
			Medicaid Dental	30,004	20%	80%		24	20,848	17%	83%		60	21,638	1%	99%		8	
	United Dental	Member	CHIP Dental	22,993	1%	100%	95%	32	25,481	0%	100%	99%	25	30,469	0%	100%	97%	27	
			Medicaid Dental	22,993	1%	100%	95%	32	25,481	0%	100%	99%	25	30,469	0%	100%	97%	27	
		Provider	CHIP Dental	18,278	1%	100%		31	18,761	0%	99%		23	23,010	1%	100%		24	
			Medicaid Dental	18,278	1%	100%		31	18,761	0%	99%		23	23,010	1%	100%		24	
	Total				668,188		499,470		499,176		498,176								

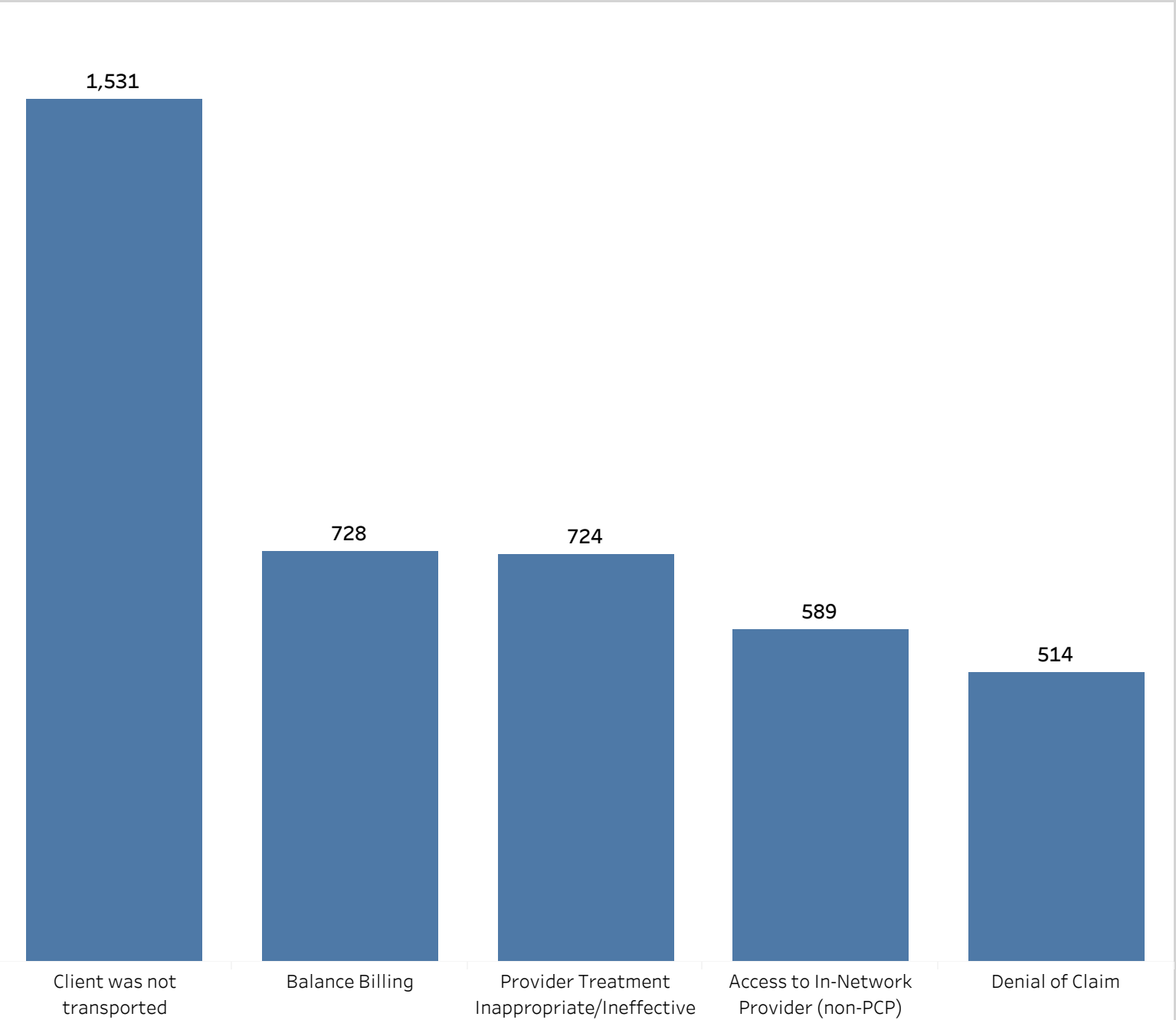
Attachment N
MCO Member Appeals
SFY22 Q3
SFY22 Q4 Report
(Blanks = No Data Available)

MCO	Q1			Q2			Q3		
	30 Day Appeals Resolved	30 Day Appeals Resolved Timely	% 30 Day Appeals resolved Timely	30 Day Appeals Resolved	30 Day Appeals Resolved Timely	% 30 Day Appeals resolved Timely	30 Day Appeals Resolved	30 Day Appeals Resolved Timely	% 30 Day Appeals resolved Timely
Medicaid Dental									
DentaQuest	344	344	100%	297	297	100%	392	392	100%
MCNA	40	40	100%	46	46	100%	40	40	100%
United Dental	19	18	95%	29	29	100%	22	22	100%
Dental Total	403	402	100%	372	372	100%	454	454	100%
STAR									
Aetna	81	81	100%	76	76	100%	59	59	100%
Amerigroup	102	100	98%	68	68	100%	187	187	100%
BCBS	45	45	100%	39	39	100%	75	75	100%
CHC	69	69	100%	126	126	100%	183	183	100%
Community First	80	79	99%	56	56	100%	91	91	100%
Cook Children's	7	7	100%	9	9	100%	14	14	100%
Dell Children's	11	11	100%	21	21	100%	22	22	100%
Driscoll	22	22	100%	20	20	100%	29	29	100%
El Paso First	18	18	100%	20	20	100%	41	41	100%
FirstCare	41	41	100%	41	40	98%	51	50	98%
Molina	94	94	100%	104	104	100%	134	134	100%
Parkland	12	12	100%	26	26	100%	38	34	89%
Scott & White	30	30	100%	31	31	100%	43	43	100%
Superior	928	924	100%	1,040	1,034	99%	1,185	1,184	100%
Texas Children's	166	166	100%	158	158	100%	183	183	100%
United	43	43	100%	61	61	100%	66	66	100%
STAR Total	1,749	1,742	100%	1,896	1,889	100%	2,401	2,395	100%
STAR+PLUS									
Amerigroup	156	156	100%	119	119	100%	127	127	100%
Cigna-HealthSpring	98	96	98%	21	21	100%			
Molina	247	247	100%	263	263	100%	455	455	100%
Superior	1643	1632	99%	1095	1090	100%	1306	1306	100%
United	285	285	100%	283	283	100%	362	362	100%
STAR+PLUS Total	2,429	2,416	99%	1,781	1,776	100%	2,250	2,250	100%
STAR Kids									
Aetna	97	97	100%	93	93	100.0%	113	112	99.1%
Amerigroup	62	61	98%	67	67	100.0%	124	124	100.0%
BCBS	31	31	100%	39	39	100.0%	45	45	100.0%
Community First	57	57	100%	55	55	100.0%	89	89	100.0%
Cook Children's	14	14	100%	21	21	100.0%	20	20	100.0%
Driscoll Children's	40	40	100%	17	17	100.0%	23	23	100.0%
Superior	317	317	100%	260	259	99.6%	321	321	100.0%
Texas Children's	164	164	100%	161	161	100.0%	150	150	100.0%
United	147	147	100%	180	180	100.0%	204	204	100.0%
STAR Kids Total	929	928	100%	893	892	100%	1,089	1,088	100%
Grand Total	5,510	5,488	100%	4,942	4,929	100%	6,194	6,187	100%

HHSC - SFY 2022 Q3

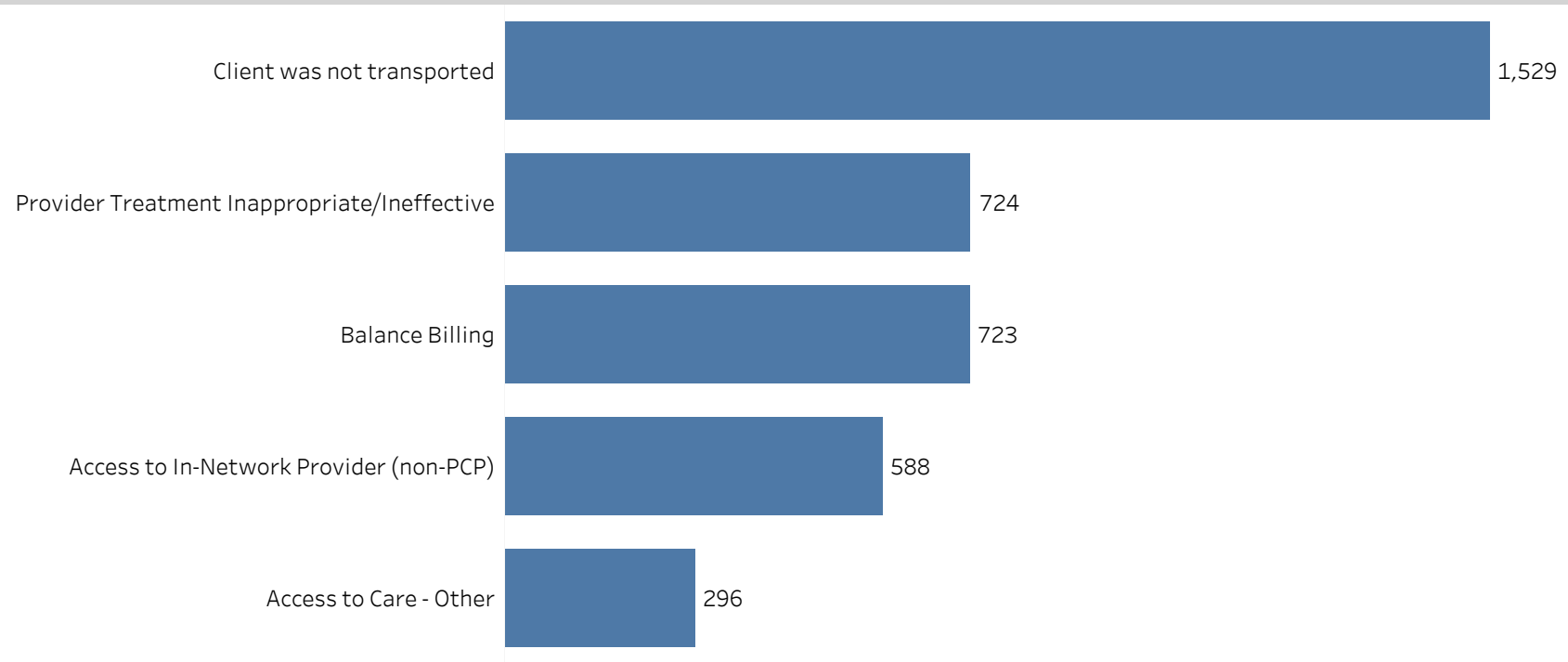
Total Resolved Complaints in SFY 2022 Q3: 9,407

Top 5 Complaints

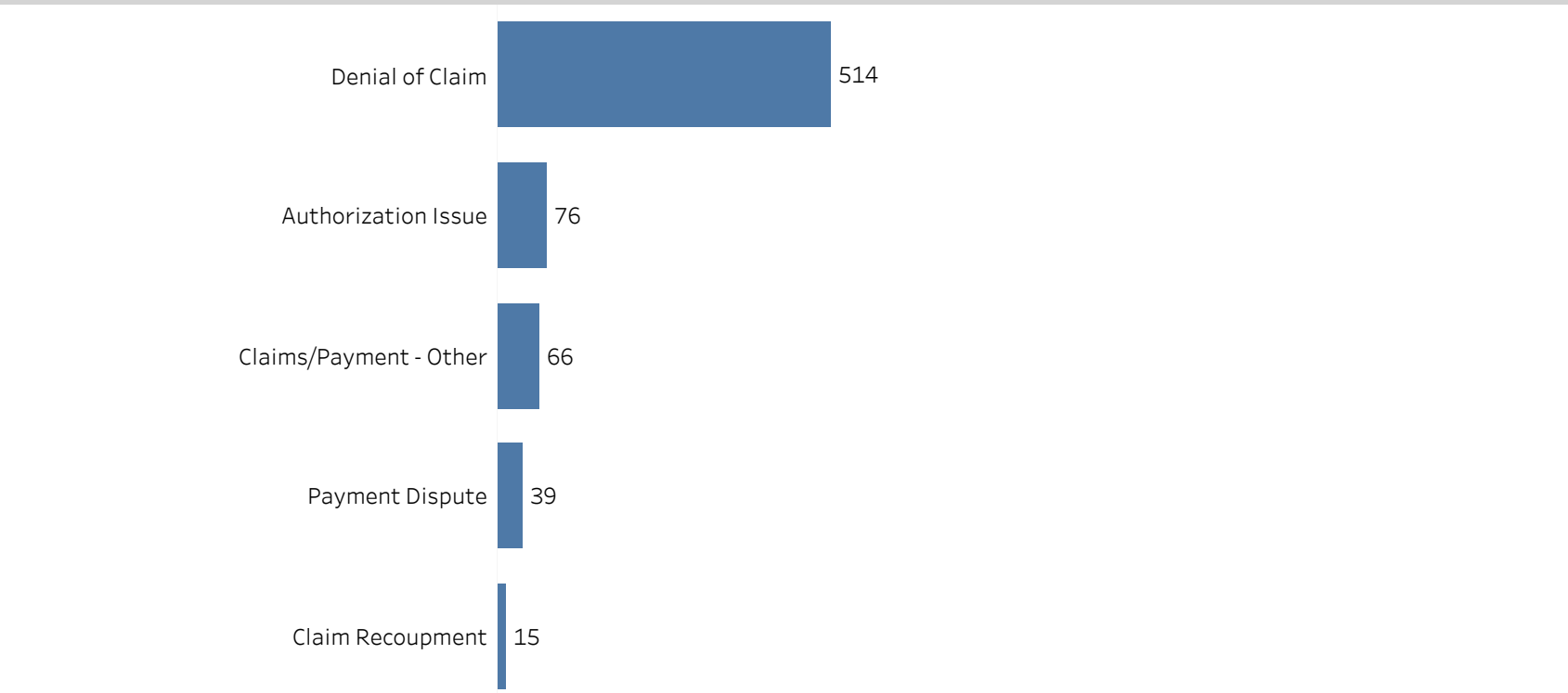


Withdrawn and pending complaints, CHIP complaints, and complaints from inactive health plans are excluded from this report.
Ninety-one (91) % of total complaints reported were client complaints.
Data Sources: MCCO Quarterly Complaints Report , HHS Office of the Ombudsman Quarterly Report , MCO Self-Reported Complaints from TexConnect. Medicaid Enrollment information is from TMHP’s Point in Time enrollment file and HHSC’s Dental file.
Count of Complaints by Source: Ombudsman - 1,136 Complaints, MCS - 457 Complaints, MCO Self-Reported - 7,814 Complaints

Top 5 Complaints for Members



Top 5 Complaints for Providers



HHSC - SFY 2022 Q3

Top 5 Complaints by Program per 10,000 Members

MMP	Balance Billing					41.21
	Client was not transported					
	Provider Treatment Inappropriate/Ineffective	5.77				
	Customer Service - Other	4.67				
	Access to Care - Other	4.12				
STAR+PLUS	Client was not transported					23.11
	Provider Treatment Inappropriate/Ineffective	6.86				
	Access to In-Network Provider (non-PCP)	4.51				
	Medical Transportation - Other	4.10				
	Driver Issues	3.54				
STAR Kids	Denial of Claim	4.31				
	Client was not transported	4.08				
	Provider Treatment Inappropriate/Ineffective	3.61				
	Individual Transportation Participant (ITP) clai..	2.07				
	Balance Billing	1.77				
STAR Health	Provider Treatment Inappropriate/Ineffective	1.99				
	Denial of Claim	1.55				
	Client was not transported	1.33				
	Authorization Issue	.89				
	Home Health	.66				
STAR	Balance Billing	.75				
	Access to In-Network Provider (non-PCP)	.67				
	Denial of Claim	.63				
	Provider Treatment Inappropriate/Ineffective	.41				
	Client was not transported	.36				
Dental	Provider Treatment Inappropriate/Ineffective	.20				
	Customer Service - Other	.11				
	Balance Billing	.09				
	Denial of Services	.04				
	Access to In-Network Provider (non-PCP)	.04				

Programs are sorted in descending order from highest rate of complaints to lowest. Ties are sorted in descending order alphabetically.

Average Monthly Medicaid Members by Program for 2022 Q3



Total Average Monthly Medicaid Members for 2022 Q3 (excluding Dental): 5,144,804
Enrollment numbers do not equal a distinct count of members as members in Dental can also be enrolled in other programs.

Rate of complaints for every 10,000 enrolled members. (Complaint Volume / Total Medicaid Enrollment for SFY 22 Q3) * 10,000 = Complaints per 10,000.
Count of Complaints by Source: Ombudsman - 1,136 Complaints, MCS - 457 Complaints, MCO Self-Reported - 7,814 Complaints

Percentage of Complaints Substantiated - Ombudsman Data

Resolution	MMP	STAR+PLUS	STAR Kids	STAR Health	STAR	Dental
Substantiated	10%	16%	21%	22%	14%	20%
Unsubstantiated	29%	24%	25%	22%	28%	12%
Unable to Substantiate	62%	60%	54%	56%	58%	68%

Substantiated – a complaint where research clearly indicates agency policy was violated or agency expectations were not met.
Unsubstantiated – a complaint where research clearly indicates agency policy was not violated or agency expectations were met.
Unable to Substantiate – a complaint where research does not clearly indicate if agency policy was violated or agency expectations were met.
Percentages may not add up to 100% due to rounding. Complaint outcomes are discrete and do not overlap.

Percentage of Complaints Confirmed - MCS and MCO Self-Reported Data

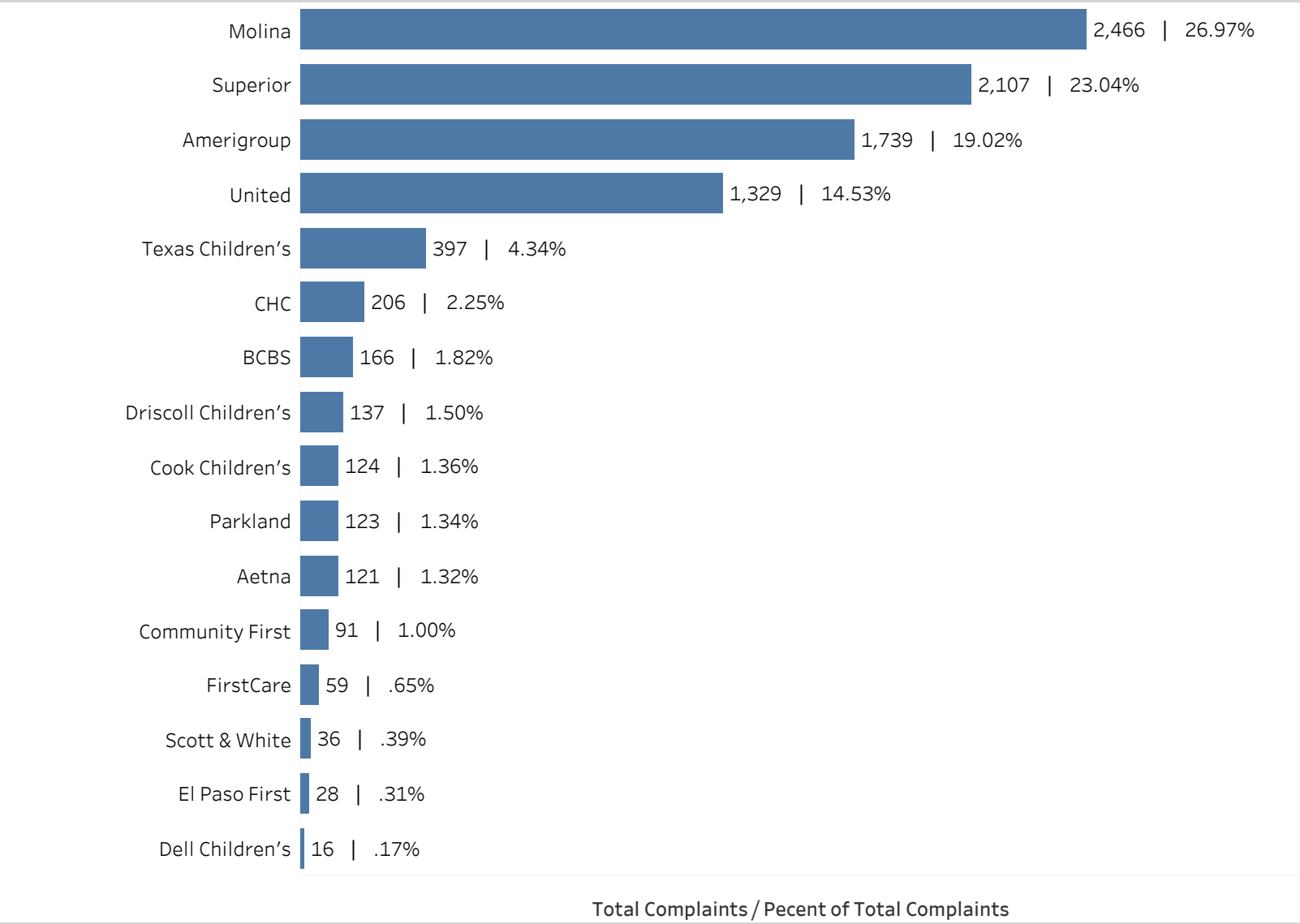
Resolution	MMP	STAR+PLUS	STAR Kids	STAR Health	STAR	Dental
Confirmed	83%	63%	67%	72%	64%	46%
Not Confirmed	16%	34%	28%	26%	31%	51%
Unable to Determine	1%	2%	5%	2%	5%	2%

Confirmed – resolved or partially resolved in Complainant’s favor.
Not Confirmed – resolved or partially resolved in MCO’s favor.
Unable to Determine – not able to confirm if a complaint is confirmed or not confirmed and complaints not related to MCO actions.
Percentages may not add up to 100% due to rounding. Complaint outcomes are discrete and do not overlap.

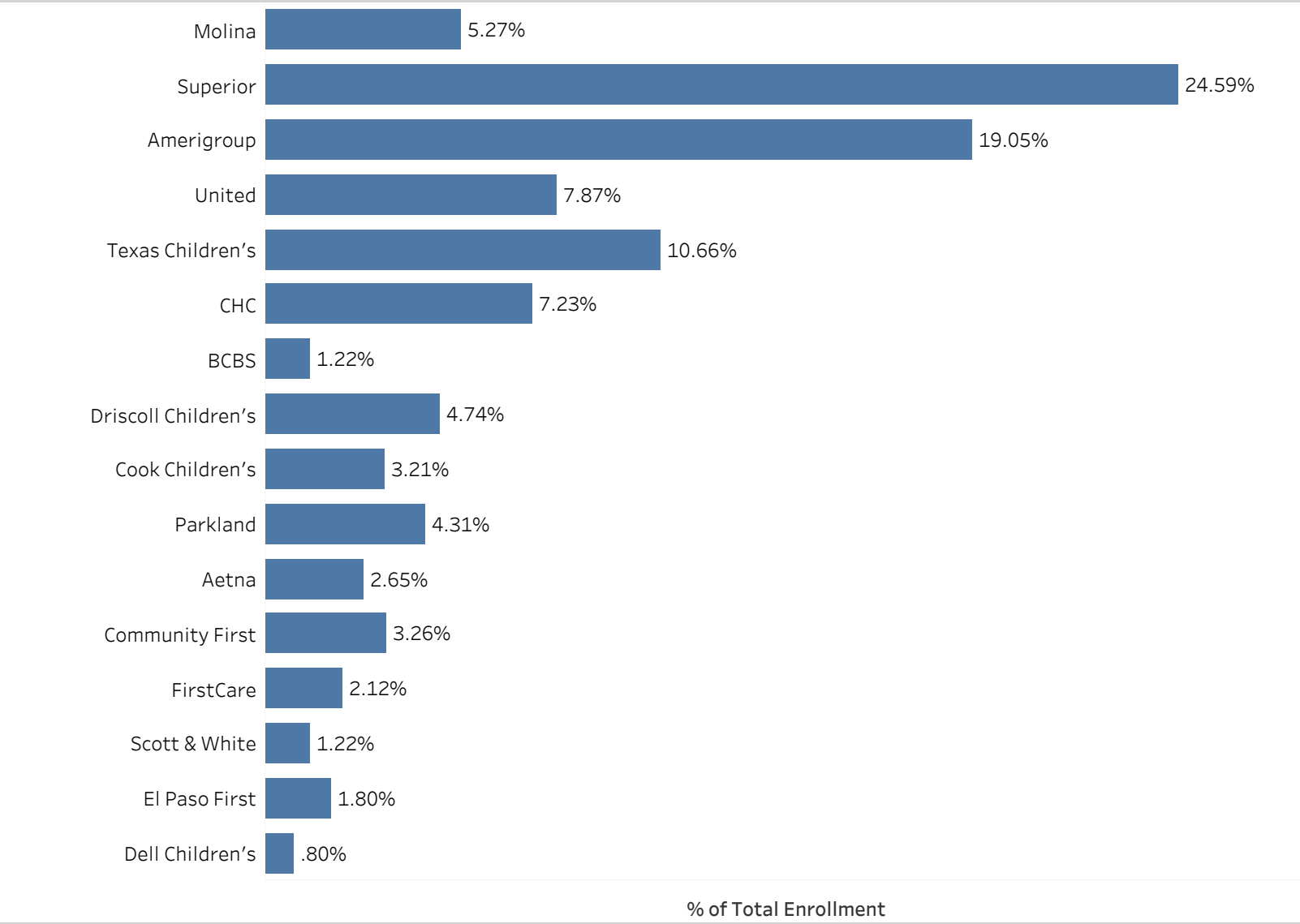
HHSC - SFY 2022 Q3

Complaint Volume by MCO


Percentages may not add up to 100% due to rounding.



Total Enrollment by MCO



Complaint Volume by DMO



Total Enrollment by DMO



Count of Complaints by Source: Ombudsman - 1,136 Complaints, MCS - 457 Complaints, MCO Self-Reported - 7,814 Complaints

HHSC - SFY 2022 Q3

Top 5 Complaints by MCO/DMO per 10,000 Members

Aetna	Balance Billing	1.69																	
	Denial of Claim	1.47																	
	Prescription Services - Other Insurance	.51																	
	Access to Care - Other	.51																	
	Claims/Payment - Other	.44																	
Amerigroup	Access to In-Network Provider (non-PCP)	3.83																	
	Quality of Care - Other	1.59																	
	Balance Billing	1.58																	
	Client was not transported	1.43																	
	Access to Care - Other	1.40																	
BCBS	Balance Billing	7.84																	
	Access to PCP	2.40																	
	Individual Transportation Participant (ITP) claims	1.44																	
	Incorrect Information or Guidance from MCO	1.28																	
	Access to In-Network Provider (non-PCP)	1.28																	
CHC	Denial of Claim	.62																	
	Balance Billing	.54																	
	Driver Issues	.43																	
	Client was not transported	.40																	
	Provider Treatment Inappropriate/Ineffective	.35																	
Community First	Customer Service - Other	1.13																	
	Access to Care - Other	1.01																	
	Client was not transported	.54																	
	Prescription Services - Other Insurance	.30																	
	Denial of Claim	.30																	
Cook Children's	Provider Treatment Inappropriate/Ineffective	.97																	
	Service Coordination/Service Management	.91																	
	Access to In-Network Provider (non-PCP)	.73																	
	Access to Out-of-Network Provider	.60																	
	Access to PCP	.42																	
Dell Children's	Balance Billing	1.22																	
	Prescription Services - Other Insurance	.73																	
	Access to PCP	.49																	
	Access to Care - Other	.49																	
	Access to In-Network Provider (non-PCP)	.24																	
DentaQuest	Provider Treatment Inappropriate/Ineffective	.35																	
	Customer Service - Other	.15																	
	Balance Billing	.14																	
	Denial of Claim	.04																	
	Denial of Services	.03																	
Driscoll Children's	Provider Treatment Inappropriate/Ineffective	.90																	
	Denial of Claim	.66																	
	Customer Service - Other	.49																	
	Individual Transportation Participant (ITP) claims	.41																	
	Client was not transported	.25																	
El Paso First	Balance Billing	.87																	
	MCO Customer Service/Staff Behavior	.32																	
	Individual Transportation Participant (ITP) claims	.32																	
	Access to In-Network Provider (non-PCP)	.32																	
	Access to Out-of-Network Provider	.22																	
FirstCare	Denial of Claim	1.38																	
	Access to Out-of-Network Provider	.92																	
	Balance Billing	.64																	
	Claims/Payment - Other	.37																	
	Disagree with MCO Policy	.28																	
MCNA	Customer Service - Other	.06																	
	Denial of Services	.04																	
	Balance Billing	.04																	
	Access to In-Network Provider (non-PCP)	.03																	
	Access to PCP	.01																	
Molina	Client was not transported	9.19																	
	Provider Treatment Inappropriate/Ineffective	6.27																	
	Customer Service - Other	5.68																	
	Value-added Services Issues	4.83																	
	Prescription Services - Clinical Prior Authorization	4.76																	
Parkland	Balance Billing	1.58																	
	Denial of Claim	.95																	
	Access to Out-of-Network Provider	.36																	
	Provider Treatment Inappropriate/Ineffective	.32																	
	Driver Issues	.32																	
Scott & White	Access to Out-of-Network Provider	.96																	
	Balance Billing	.80																	
	Quality of Care - Other	.64																	
	Denial of Claim	.64																	
	Access to In-Network Provider (non-PCP)	.64																	
Superior	Client was not transported	2.41																	
	Provider Treatment Inappropriate/Ineffective	1.50																	
	Balance Billing	1.35																	
	Denial of Claim	1.07																	
	Medical Transportation - Other	.91																	
Texas Children's	Denial of Claim	1.22																	
	Client was not transported	1.02																	
	Provider Treatment Inappropriate/Ineffective	.88																	
	Balance Billing	.60																	
	Authorization Issue	.38																	
United	Client was not transported	18.03																	
	Provider Treatment Inappropriate/Ineffective	2.84																	
	Balance Billing	2.35																	
	Denial of Claim	1.41																	
	Customer Service - Other	.72																	
United Dental	Access to In-Network Provider (non-PCP)	.16																	
	Access to PCP	.14																	
	Quality of Care - Other	.08																	
	Balance Billing	.08																	
	Denial of Claim	.05																	

Rate of complaints for every 10,000 enrolled members. (Complaint Volume / Total Medicaid Enrollment for SFY 22 Q3) * 10,000 = Complaints per 10,000.

Count of Complaints by Source: Ombudsman - 1,136 Complaints, MCS - 457 Complaints, MCO Self-Reported - 7,814 Complaints

MCOs/DMOs are sorted in alphabetical order. Ties are sorted in descending order alphabetically.

HHSC - SFY 2022 Q3

Percentage of Complaints Substantiated - Ombudsman Data

Resolution	Aetna	Amerigroup	BCBS	CHC	Community First	Cook Children’s	Dell Children’s	DentaQuest	Driscoll Children’s	El Paso First	FirstCare	MCNA	Molina	Parkland	Scott & White	Superior	Texas Children’s	United	United Dental
Substantiated	16%	14%	20%	14%	21%	11%	25%	10%	18%	0%	11%	20%	19%	28%	13%	12%	16%	19%	40%
Unsubstantiated	26%	31%	27%	26%	42%	17%	13%	7%	24%	42%	21%	20%	21%	21%	63%	29%	25%	20%	13%
Unable to Substantiate	58%	55%	53%	60%	37%	72%	63%	83%	59%	58%	68%	60%	60%	52%	25%	59%	59%	61%	47%

Substantiated – a complaint where research clearly indicates agency policy was violated or agency expectations were not met.
Unsubstantiated – a complaint where research clearly indicates agency policy was not violated or agency expectations were met.
Unable to Substantiate – a complaint where research does not clearly indicate if agency policy was violated or agency expectations were met.
Percentages may not add up to 100% due to rounding. Complaint outcomes are discrete and do not overlap.

Percentage of Complaints Confirmed - MCS and MCO Self-Reported Data

Resolution	Aetna	Amerigroup	BCBS	CHC	Community First	Cook Children’s	Dell Children’s	DentaQuest	Driscoll Children’s	El Paso First	FirstCare	MCNA	Molina	Parkland	Scott & White	Superior	Texas Children’s	United	United Dental
Confirmed	65%	69%	99%	65%	31%	69%	75%	43%	24%	63%	58%	67%	54%	81%	36%	75%	52%	67%	46%
Not Confirmed	33%	29%	1%	27%	6%	31%	25%	57%	55%	38%	30%	29%	46%	17%	43%	19%	46%	32%	23%
Unable to Determine	1%	2%	0%	8%	64%	0%	0%	0%	21%	0%	13%	5%	0%	2%	21%	6%	2%	1%	31%

Confirmed – resolved or partially resolved in Complainant’s favor.
Not Confirmed – resolved or partially resolved in MCO’s favor.
Unable to Determine – not able to confirm if a complaint is confirmed or not confirmed and complaints not related to MCO actions.
Percentages may not add up to 100% due to rounding. Complaint outcomes are discrete and do not overlap.

Count of Complaints by Source: Ombudsman - 1,136 Complaints, MCS - 457 Complaints, MCO Self-Reported - 7,814 Complaints

HHSC - SFY 2022 Q3

Overall Rate of Complaints per 10,000 Members by MCO and Quarter

	2022 Q3					2022 Q2					2022 Q1					2021 Q4					2021 Q3					2021 Q2			
Molina				91.01	Cigna-HealthSpring				162.00	Cigna-HealthSpring				116.81	Cigna-HealthSpring				109.97	Cigna-HealthSpring				68.64	Cigna-HealthSpring				69.23
United				32.82	Molina				45.89	Molina				56.26	Molina				50.43	Molina				30.99	BCBS				28.81
BCBS				26.55	United				23.70	United				28.31	United				30.34	BCBS				17.93	Molina				25.29
Amerigroup				17.74	BCBS				20.30	BCBS				19.47	BCBS				19.98	United				16.31	United				12.05
Superior				16.65	Amerigroup				15.05	Superior				17.55	Superior				17.73	Superior				12.44	Superior				11.84
Aetna				8.87	Superior				14.38	Amerigroup				16.25	Amerigroup				15.07	Driscoll Children's				10.46	Amerigroup				9.26
Cook Children's				7.50	Aetna				7.08	Aetna				9.09	Aetna				10.34	Aetna				8.43	Aetna				8.90
Texas Children's				7.24	Cook Children's				6.53	Cook Children's				7.96	Parkland				9.14	Parkland				8.28	Scott & White				7.19
Dell Children's				3.89	Texas Children's				6.22	Texas Children's				7.00	Driscoll Children's				8.28	Driscoll Children's				6.76	Scott & White				5.59
FirstCare				5.42	Dell Children's				5.31	Dell Children's				5.57	Dell Children's				6.85	Dell Children's				6.29	Cook Children's				5.55
CHC				5.54	FirstCare				4.77	Scott & White				5.51	FirstCare				6.02	FirstCare				5.73	El Paso First				5.38
El Paso First				3.03	CHC				4.46	CHC				5.35	Cook Children's				5.56	Cook Children's				5.24	FirstCare				4.84
Driscoll Children's				5.62	El Paso First				4.35	Driscoll Children's				5.29	Scott & White				5.38	Scott & White				5.03	Texas Children's				4.44
Community First				5.42	Driscoll Children's				4.25	Dell Children's				4.48	Texas Children's				5.35	Texas Children's				4.74	Parkland				4.12
Parkland				5.54	Community First				4.06	Community First				4.41	CHC				3.90	CHC				4.19	CHC				3.23
Scott & White				5.75	Parkland				3.96	El Paso First				4.38	Community First				3.77	Community First				3.11	Community First				3.19
Overall Rate				17.78	Scott & White				3.31	Parkland				3.80	El Paso First				3.33	El Paso First				2.34	Dell Children's				3.09
Overall Rate				17.78	Overall Rate				13.44	Overall Rate				16.07	Overall Rate				15.82	Overall Rate				10.97	Overall Rate				9.93

Overall Rate of Complaints per 10,000 Members by DMO and Quarter

DentaQuest	.62				DentaQuest	.62				DentaQuest	.76				DentaQuest	.85				DentaQuest	.71				DentaQuest	.59			
United Dental	.41				United Dental	.41				United Dental	.45				United Dental	.63				United Dental	.30				MCNA	.26			
MCNA	.22				MCNA	.22				MCNA	.26				MCNA	.37				MCNA	.25				United Dental	.17			
Overall Rate	.45				Overall Rate	.45				Overall Rate	.55				Overall Rate	.66				Overall Rate	.51				Overall Rate	.44			

Rate of complaints for every 10,000 enrolled members. (Complaint Volume / Total Medicaid Enrollment for SFY 22 Q3) * 10,000 = Complaints per 10,000.
Count of Complaints by Source: Ombudsman - 1,136 Complaints, MCS - 457 Complaints, MCO Self-Reported - 7,814 Complaints
The Cigna-HealthSpring Health Plan is inactive as of 12/31/2021.

HHSC Complaints – 2022 Q3

Top 5 Complaints

Complaint Category	Number of Complaints
Client was not transported	1531
Balance Billing	728
Provider Treatment Inappropriate/Ineffective	724
Access to In-Network Provider (non-PCP)	589
Denial of Claim	514

Top 5 Complaints for Members

Complaint Category	Number of Complaints
Client was not transported	1529
Provider Treatment Inappropriate/Ineffective	724
Balance Billing	723
Access to In-Network Provider (non-PCP)	588
Access to Care - Other	296

Top 5 Complaints for Providers

Complaint Category	Number of Complaints
Denial of Claim	514
Authorization Issue	76
Claims/Payment - Other	66
Payment Dispute	39
Claim Recoupment	15

Top 5 Complaints by Program per 10,000 Members

Program	Complaint Category	Rate
MMP	Balance Billing	41.21
MMP	Client was not transported	5.77
MMP	Provider Treatment Inappropriate/Ineffective	4.67
MMP	Customer Service - Other	4.12
MMP	Access to Care - Other	4.12
STAR+PLUS	Client was not transported	23.11
STAR+PLUS	Provider Treatment Inappropriate/Ineffective	6.86
STAR+PLUS	Access to In-Network Provider (non-PCP)	4.51
STAR+PLUS	Medical Transportation - Other	4.10
STAR+PLUS	Driver Issues	3.54
STAR Kids	Denial of Claim	4.31
STAR Kids	Client was not transported	4.08
STAR Kids	Provider Treatment Inappropriate/Ineffective	3.61
STAR Kids	Individual Transportation Participant (ITP) claims	2.07
STAR Kids	Balance Billing	1.77
STAR Health	Provider Treatment Inappropriate/Ineffective	1.99
STAR Health	Denial of Claim	1.55
STAR Health	Client was not transported	1.33
STAR Health	Authorization Issue	.89
STAR Health	Home Health	.66
STAR	Balance Billing	.75
STAR	Access to In-Network Provider (non-PCP)	.67
STAR	Denial of Claim	.63
STAR	Provider Treatment Inappropriate/Ineffective	.41
STAR	Client was not transported	.36
Dental	Provider Treatment Inappropriate/Ineffective	.20
Dental	Customer Service - Other	.11
Dental	Balance Billing	.09
Dental	Denial of Services	.04

Program	Complaint Category	Rate
Dental	Access to In-Network Provider (non-PCP)	.04

Enrollment by Program

Program	Total Average Monthly Members for 2022 Q3
MMP	36,399
STAR+PLUS	553,797
STAR Kids	169,181
STAR Health	45,187
STAR	4,340,240
Dental	3,936,562

Percentage of Complaints Substantiated – Ombudsman Data

Program	Substantiated	Unsubstantiated	Unable to Substantiate
MMP	10%	29%	62%
STAR+PLUS	16%	24%	60%
STAR Kids	21%	25%	54%
STAR Health	22%	22%	56%
STAR	14%	28%	58%
Dental	20%	12%	68%

Percentage of Complaints Confirmed – MCS and MCO Self-Reported Data

Program	Confirmed	Not Confirmed	Unable to Determine
MMP	83%	16%	1%
STAR+PLUS	63%	34%	2%
STAR Kids	67%	28%	5%
STAR Health	72%	26%	2%
STAR	64%	31%	5%

Program	Confirmed	Not Confirmed	Unable to Determine
Dental	46%	51%	2%

Complaint Volume by MCO

MCO	Total Complaints	Percentage of Total Complaints
Molina	2,466	26.97%
Superior	2,107	23.04%
Amerigroup	1,739	19.02%
United	1,329	14.53%
Texas Children's	397	4.34%
CHC	206	2.25%
BCBS	166	1.82%
Driscoll Children's	137	1.50%
Cook Children's	124	1.36%
Parkland	123	1.34%
Aetna	121	1.32%
Community First	91	1.00%
FirstCare	59	.65%
Scott & White	36	.39%
El Paso First	28	.31%
Dell Children's	16	.17%

Complaint Volume by DMO

DMO	Total Complaints	Percentage of Total Complaints
DentaQuest	198.0	75.57%
MCNA	36.0	13.74%
United Dental	28.0	10.69%

Total Enrollment by MCO

MCO	Percentage of Enrollment
Superior	24.59%

MCO	Percentage of Enrollment
Amerigroup	19.05%
Texas Children's	10.66%
United	7.87%
CHC	7.23%
Molina	5.27%
Driscoll Children's	4.74%
Parkland	4.31%
Community First	3.26%
Cook Children's	3.21%
Aetna	2.65%
FirstCare	2.12%
El Paso First	1.80%
BCBS	1.22%
Scott & White	1.22%
Dell Children's	.80%

Total Enrollment by DMO

DMO	Percentage of Enrollment
DentaQuest	54.53%
MCNA	36.22%
United Dental	9.25%

Top 5 Complaints by MCO/DMO per 10,000 Members

MCO/DMO	Complaint Category	Rate
Aetna	Balance Billing	1.69
Aetna	Denial of Claim	1.47
Aetna	Prescription Services - Other Insurance	.51
Aetna	Access to Care - Other	.51
Aetna	Claims/Payment - Other	.44
Amerigroup	Access to In-Network Provider (non-PCP)	3.83
Amerigroup	Quality of Care - Other	1.59
Amerigroup	Balance Billing	1.58
Amerigroup	Client was not transported	1.43
Amerigroup	Access to Care - Other	1.40
BCBS	Balance Billing	7.84
BCBS	Access to PCP	2.40
BCBS	Individual Transportation Participant (ITP) claims	1.44
BCBS	Incorrect Information or Guidance from MCO	1.28
BCBS	Access to In-Network Provider (non-PCP)	1.28
CHC	Denial of Claim	.62
CHC	Balance Billing	.54
CHC	Driver Issues	.43
CHC	Client was not transported	.40
CHC	Provider Treatment Inappropriate/Ineffective	.35
Cigna-HealthSpring	Customer Service - Other	1.13
Cigna-HealthSpring	Access to Care - Other	1.01
Cigna-HealthSpring	Client was not transported	.54
Cigna-HealthSpring	Prescription Services - Other Insurance	.30
Cigna-HealthSpring	Denial of Claim	.30
Community First	Provider Treatment Inappropriate/Ineffective	.97
Community First	Service Coordination/Service Management	.91
Community First	Access to In-Network Provider (non-PCP)	.73
Community First	Access to Out-of-Network Provider	.60

MCO/DMO	Complaint Category	Rate
Community First	Access to PCP	.42
Cook Children's	Balance Billing	1.22
Cook Children's	Prescription Services - Other Insurance	.73
Cook Children's	Access to PCP	.49
Cook Children's	Access to Care - Other	.49
Cook Children's	Prescription Services - PDL Prior Authorization	.24
Dell Children's	Provider Treatment Inappropriate/Ineffective	.35
Dell Children's	Customer Service - Other	.15
Dell Children's	Balance Billing	.14
Dell Children's	Denial of Claim	.04
Dell Children's	Incorrect Information or Guidance from MCO	.03
DentaQuest	Provider Treatment Inappropriate/Ineffective	.90
DentaQuest	Denial of Claim	.66
DentaQuest	Customer Service - Other	.49
DentaQuest	Individual Transportation Participant (ITP) claims	.41
DentaQuest	Client was not transported	.25
Driscoll Children's	Balance Billing	.87
Driscoll Children's	MCO Customer Service/Staff Behavior	.32
Driscoll Children's	Individual Transportation Participant (ITP) claims	.32
Driscoll Children's	Access to In-Network Provider (non-PCP)	.32
Driscoll Children's	Denial of Claim	.22
El Paso First	Denial of Claim	1.38
El Paso First	Access to Out-of-Network Provider	.92
El Paso First	Balance Billing	.64
El Paso First	Claims/Payment - Other	.37
El Paso First	Disagree with MCO Policy	.28
FirstCare	Customer Service - Other	.06
FirstCare	Denial of Services	.04
FirstCare	Balance Billing	.04
FirstCare	Access to In-Network Provider (non-PCP)	.03
FirstCare	Quality of Care - Other	.01
MCNA	Client was not transported	9.19
MCNA	Provider Treatment Inappropriate/Ineffective	6.27

MCO/DMO	Complaint Category	Rate
MCNA	Customer Service - Other	5.68
MCNA	Value-added Services Issues	4.83
MCNA	Prescription Services - Clinical Prior Authorization	4.76
Molina	Balance Billing	1.58
Molina	Denial of Claim	.95
Molina	Access to Out-of-Network Provider	.36
Molina	Provider Treatment Inappropriate/Ineffective	.32
Molina	Driver Issues	.32
Parkland	Access to Out-of-Network Provider	.96
Parkland	Balance Billing	.80
Parkland	Quality of Care - Other	.64
Parkland	Denial of Claim	.64
Parkland	Access to In-Network Provider (non-PCP)	.64
Scott & White	Client was not transported	2.41
Scott & White	Provider Treatment Inappropriate/Ineffective	1.50
Scott & White	Balance Billing	1.35
Scott & White	Denial of Claim	1.07
Scott & White	Medical Transportation - Other	.91
Superior	Denial of Claim	1.22
Superior	Client was not transported	1.02
Superior	Provider Treatment Inappropriate/Ineffective	.88
Superior	Balance Billing	.60
Superior	Authorization Issue	.38
Texas Children's	Client was not transported	18.03
Texas Children's	Provider Treatment Inappropriate/Ineffective	2.84
Texas Children's	Balance Billing	2.35
Texas Children's	Denial of Claim	1.41
Texas Children's	Customer Service - Other	.72
United	Access to In-Network Provider (non-PCP)	.16
United	Access to PCP	.14
United	Quality of Care - Other	.08
United	Balance Billing	.08
United	Provider Treatment Inappropriate/Ineffective	.05

MCO/DMO	Complaint Category	Rate
United Dental	Balance Billing	1.69
United Dental	Denial of Claim	1.47
United Dental	Prescription Services - Other Insurance	.51
United Dental	Access to Care - Other	.51
United Dental	Claims/Payment - Other	.44

Percentage of Complaints Substantiated by MCO/DMO – Ombudsman Data

MCO/DMO	Substantiated	Unsubstantiated	Unable to Substantiate
Aetna	16%	26%	58%
Amerigroup	14%	31%	55%
BCBS	20%	27%	53%
CHC	14%	26%	60%
Community First	21%	42%	37%
Cook Children's	11%	17%	72%
Dell Children's	25%	13%	63%
DentaQuest	10%	7%	83%
Driscoll Children's	18%	24%	59%
El Paso First	0%	42%	58%
FirstCare	11%	21%	68%
MCNA	20%	20%	60%
Molina	19%	21%	60%
Parkland	28%	21%	52%
Scott & White	13%	63%	25%
Superior	12%	29%	59%
Texas Children's	16%	25%	59%
United	19%	20%	61%
United Dental	40%	13%	47%

Percentage of Complaints Confirmed by MCO/DMO – MCS and MCO Self-Reported Data

MCO/DMO	Confirmed	Not Confirmed	Unable to Determine
Aetna	65%	33%	1%
Amerigroup	69%	29%	2%
BCBS	99%	1%	0%
CHC	65%	27%	8%
Community First	31%	6%	64%
Cook Children's	69%	31%	0%
Dell Children's	75%	25%	0%
DentaQuest	43%	57%	0%
Driscoll Children's	24%	55%	21%
El Paso First	63%	38%	0%
FirstCare	58%	30%	13%
MCNA	67%	29%	5%
Molina	54%	46%	0%
Parkland	81%	17%	2%
Scott & White	36%	43%	21%
Superior	75%	19%	6%
Texas Children's	52%	46%	2%
United	67%	32%	1%
United Dental	46%	23%	31%
Aetna	65%	33%	1%

Overall Rate of Complaints per 10,000 Members by MCO and Quarter

MCO	2022 Q3	2022 Q2	2022 Q1	2021 Q4	2021 Q3	2021 Q2
Aetna	8.87	7.08	9.09	10.34	8.43	8.90
Amerigroup	17.74	15.05	16.25	15.07	9.72	9.26
BCBS	26.55	20.30	19.47	19.98	17.93	28.81
CHC	5.54	4.46	5.35	3.90	4.19	3.19
Cigna-HealthSpring	N/A	162.00	116.81	109.97	68.64	69.23
Community First	5.42	4.06	4.41	3.77	3.11	3.09
Cook Children's	7.50	6.53	7.96	5.56	6.29	5.38
Dell Children's	3.89	5.31	4.48	6.85	2.34	5.59
Driscoll Children's	5.62	4.25	5.29	8.28	10.46	7.19
El Paso First	3.03	4.35	4.38	3.33	5.73	4.12
FirstCare	5.42	4.77	5.57	6.02	5.24	5.55
Molina	91.01	45.89	56.26	50.43	30.99	25.29
Parkland	5.54	3.96	3.80	9.14	4.74	3.23
Scott & White	5.75	3.31	5.51	5.38	6.76	4.84
Superior	16.65	14.38	17.55	17.73	12.44	11.84
Texas Children's	7.24	6.22	7.00	5.35	5.03	4.44
United	32.82	23.70	28.31	30.34	16.31	12.05
Overall Rate	17.96	13.44	16.07	15.82	10.97	9.93

Overall Rate of Complaints per 10,000 Members by DMO and Quarter

MCO	2022 Q3	2022 Q2	2022 Q1	2021 Q4	2021 Q3	2021 Q2
DentaQuest	.92	.62	.76	.85	.71	.59
MCNA	.25	.22	.26	.37	.25	.26
United Dental	.77	.41	.45	.63	.30	.17
Overall Rate	.67	.45	.55	.66	.51	.44

Complaint Categories

Category	Subcategory
Access to Care	Access to Dental Services (adult) - related to accessing dental services
Access to Care	Access to DME - related to accessing Durable Medical Equipment
Access to Care	Access to In-Network Provider (non-PCP) - related to accessing a specialist within the MCO's network
Access to Care	Access to Out-of-Network Provider - related to accessing a provider outside the MCO's network
Access to Care	Access to PCP - related to accessing Primary Care Provider
Access to Care	Appointment Availability - related to ability to access an appointment in a timely manner within contractual requirements for an in network provider
Access to Care	Authorization Issue - related to the delay of services due to concerns with authorization
Access to Care	Continuity of Care - related to the disruption of authorized services
Access to Care	Discharge from Facility - related to the disagreement with a Member's release from facility
Access to Care	Home Health - related to home health services
Access to Care	Home or Auto Modifications - related to issues with the delay of installation of home or auto modifications
Access to Care	Travel Time/Availability/Distance - related to the length of time and distance required to access services
Access to Care	Other - when the issue does not relate to any other Access to Care subcategories
Claims/Payment	Balance Billing - related to a Member receiving a bill for services rendered
Claims/Payment	Clean Claims Interest Unpaid - related to non-payment of interest on untimely processed claims
Claims/Payment	Delays in Claims Handling - related to the delay of processing a claim
Claims/Payment	Denial of Claim - related to the denial of a claim
Claims/Payment	Other - when the issue does not relate to any other Claims/Payment subcategories

Category	Subcategory
Customer Service	Correspondence (Incorrect, unclear, or not received) - related to written information provided to complainant that is incorrect, unclear, or not received
Customer Service	MCO Customer Service / Staff Behavior - related to how complainant was treated by MCO staff including rude or inappropriate behavior
Customer Service	Incorrect Information or Guidance from MCO - related to verbal information provided to complainant that is incorrect
Customer Service	MCO Staff Not Responding - related to MCO staff not returning complainant's telephone call or email
Customer Service	Other - when the issue does not relate to any other Customer Service subcategories
Customer Service	Provider Information Outdated/Directory - related to issues with the MCO provider directory
EVV	Authorization Issue - related to the delay of services due to concerns with an EVV authorization.
EVV	Denial of Claim - related to the denial of an EVV relevant claim.
EVV	Recoupment of Claim - related to the recoupment of an EVV relevant claim.
EVV	MCO Visit Maintenance Unlock Request Policy - related to the complainant's disagreement with the MCO denial of the VM unlock request.
EVV	Payer - related to the payer of the claim.
EVV	Other - when the issue does not relate to any other EVV subcategories
Medical Transportation	Client was not transported.
Medical Transportation	Driver Issues
Medical Transportation	Client was not picked up within one (1) hour of request.
Medical Transportation	Client arrived late to appointment
Medical Transportation	Scheduling error

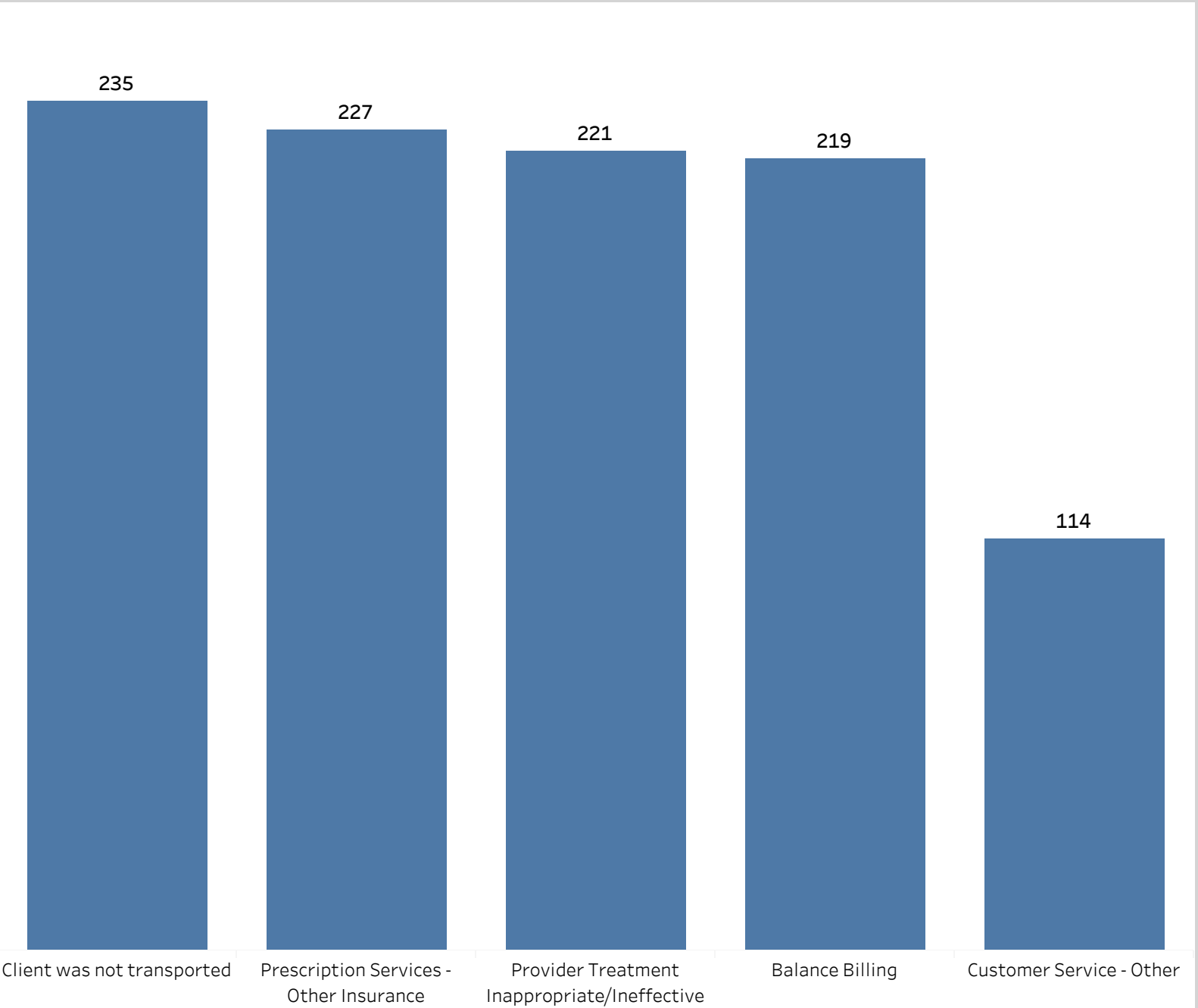
Category	Subcategory
Medical Transportation	Vehicle issues
Medical Transportation	Individual Transportation Participant (ITP) claims
Medical Transportation	Other - To be used for all other complaint reasons with a text box to log the complaint reason
Provider Contracting	MCO Credentialing Process - related to issues resulting from delays in the MCO's credentialing process
Provider Contracting	Credentialing Verification Organization Process - related to issues resulting from delays or difficulties in the CVO's credentialing process
Provider Contracting	MCO/Provider Contracting - related to issues with the contracting process
Provider Contracting	Termed Provider - related to issues with provider contracts termed by MCO
Provider Contracting	Network Denial - nonpar provider denied into MCO network
Provider Contracting	Out of Network Provider - related to single case agreement issues between out-of-network specialist and MCO
Provider Contracting	Other - when the issue does not relate to any other Provider Contracting subcategories
Policies/Procedures	Disagree with MCO Policy - related to complainant's disagreement with MCO policy or procedure
Policies/Procedures	HIPAA - related to compliance with HIPAA
Policies/Procedures	MCO Appeals Process - related to complainant's disagreement with the MCO's handling of an Appeal request
Prescription Services	PS - Member not showing active - MCO does not show Member is a part of their PBM system but Member is enrolled with plan
Prescription Services	PS - Other Insurance - The existence of other insurance on the member's file is preventing access to prescriptions
Prescription Services	PS - Refill Too Soon - Medication claim will be denied by pharmacy due to being refilled too soon
Prescription Services	PS - Other - To be used for all other complaint reasons with a text box to log the complaint reason
Prescription Services	PS - Formulary - Medication is not on the VDP Formulary
Prescription Services	PS - Clinical Prior Authorization - Based on drug safety, appropriateness indications, & potential abuse. Member is complaining that the prescription requires a clinical PA or is having problems obtaining a clinical PA.

Category	Subcategory
Prescription Services	PS – PDL Prior Authorization - Medication on the VDP formulary is non-preferred, requires PDL PA. Member is complaining that the prescription requires a PDL PA or is having problems obtaining a PDL PA.
Quality of Care	Quality of DME - related to a complainant's inadequate standard of Durable Medical Equipment
Quality of Care	Quality of Facility (Nursing Facility) - related to a complainant's inadequate standard of care received at a nursing facility or Inpatient Behavioral Health Facility
Quality of Care	Service Coordination / Service Management - related to a complainant's inadequate standard of care received from a service coordinator or service manager
Quality of Care	Coordination of Care - related to a complainant's delay of services due to lack of coordination between providers
Quality of Care	Provider Treatment Inappropriate/Ineffective - related to the quality of treatment provided
Quality of Care	Other - when the issue does not relate to any other Quality of Care subcategories
Quality of Care	Home or Auto Modifications - related to issues with the quality of home or auto modifications
Value-Added Services	Value-added Services Issues - related to complainant's inability or delay in accessing or receiving Value-added Services

HHSC Initial Contact Complaints - SFY 2022 Q3

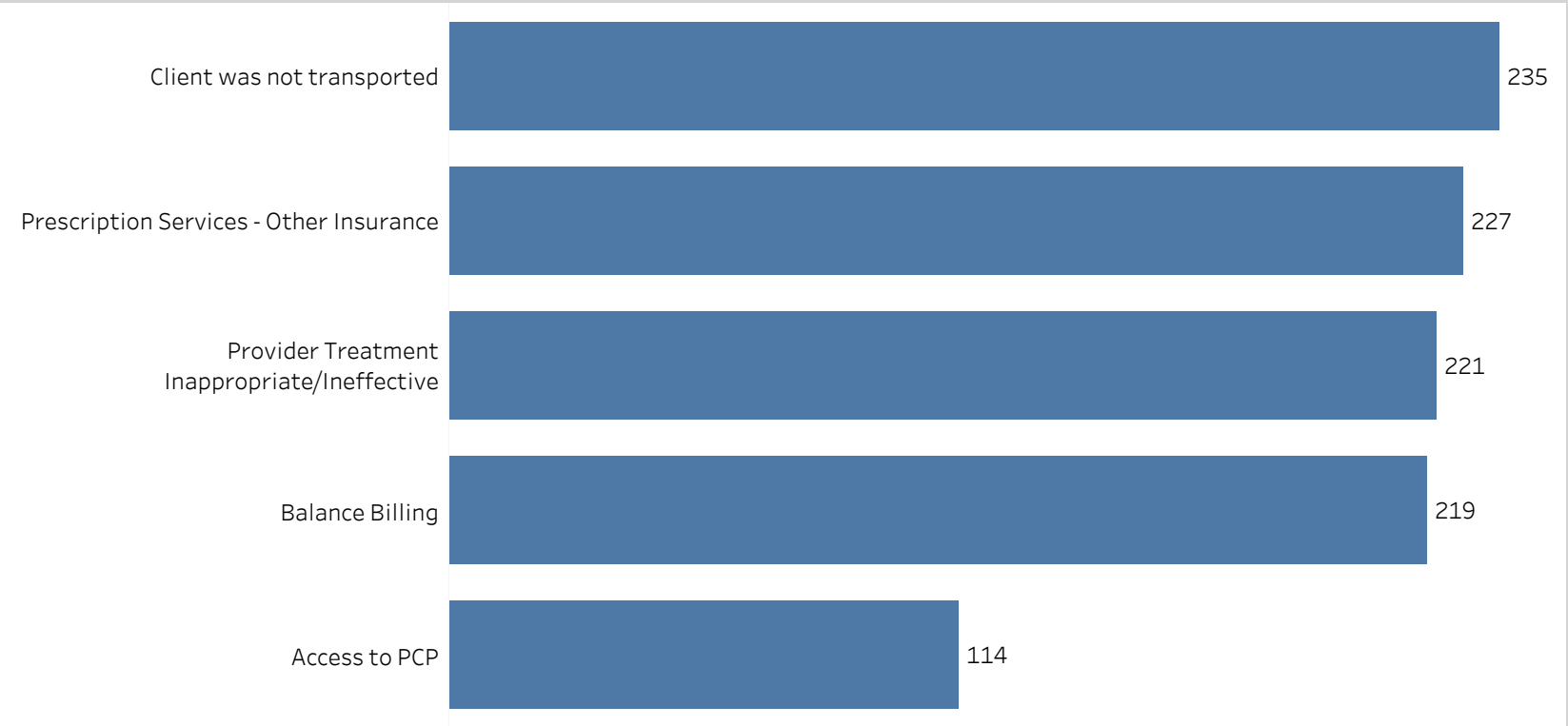
Total Resolved Initial Contact Complaints in SFY 2022 Q3: 2,277

Top 5 Initial Contact Complaints

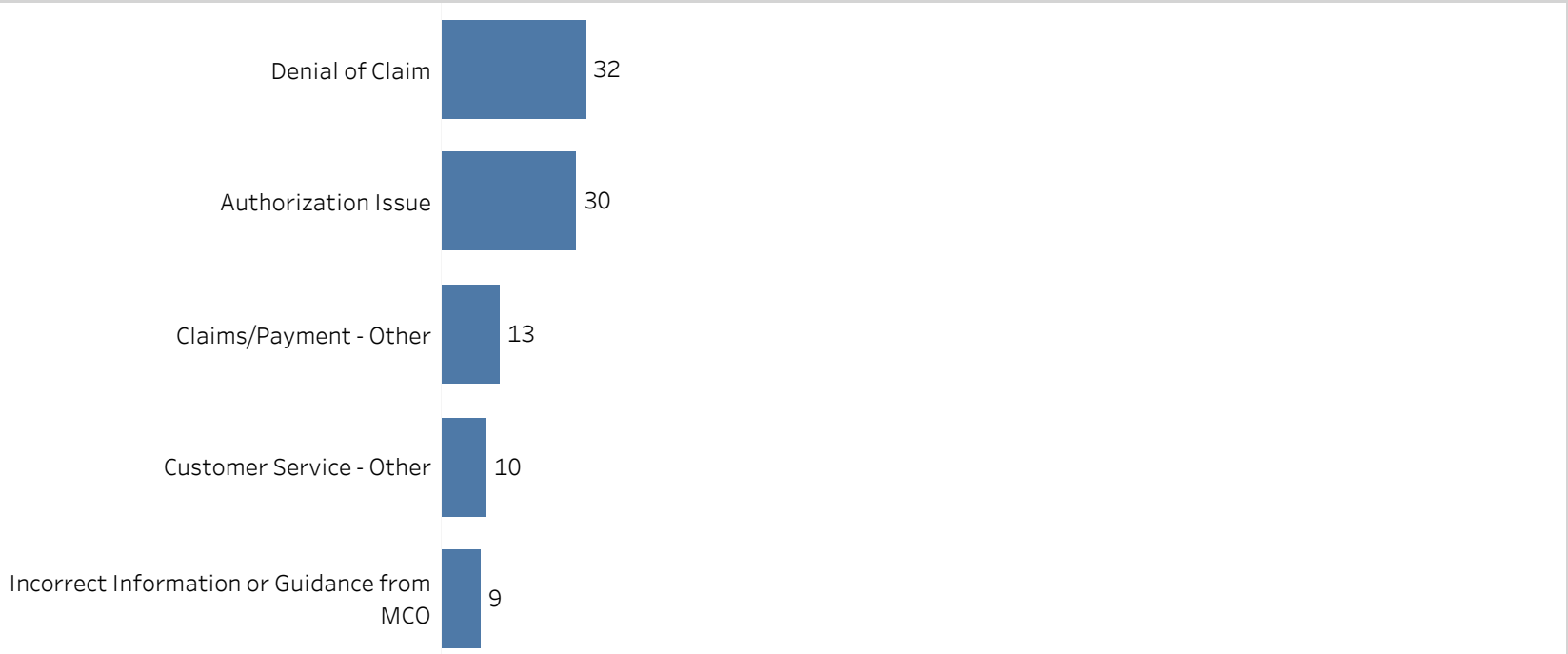


Initial Contact Complaint is defined as any complaint resolved by the business day following the day it was received. Withdrawn and pending complaints, CHIP complaints, and complaints from inactive health plans are excluded from this report. Ninety-five (95) % of total initial contact complaints reported were member complaints. Data Sources: MCO Self-Reported Complaints extracted from TexConnect. Medicaid Enrollment information is from TMHP’s Point in Time enrollment file and HHSC’s Dental file.

Top 5 Initial Contact Complaints for Members

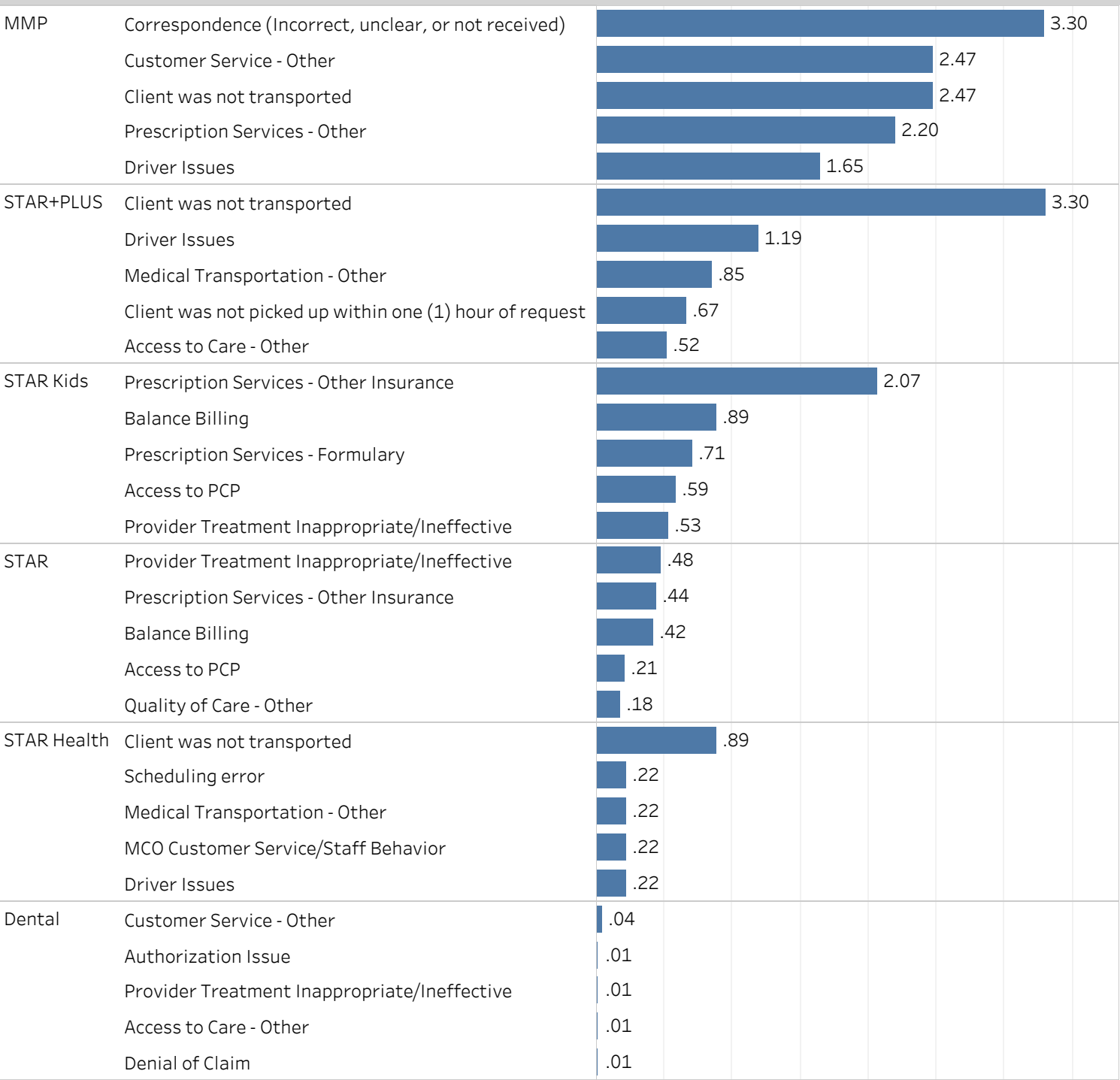


Top 5 Initial Contact Complaints for Providers



HHSC Initial Contact Complaints - SFY 2022 Q3


Top 5 Initial Contact Complaints by Program per 10,000 Members



Programs are sorted in descending order from highest rate of complaints to lowest. Ties are sorted in descending order alphabetically.

Rate of complaints for every 10,000 enrolled members. (Complaint Volume / Total Medicaid Enrollment for SFY 22 Q3) * 10,000 = Complaints per 10,000.

Average Monthly Medicaid Members by Program for 2022 Q3



Total Average Monthly Medicaid Members for 2022 Q3 (excluding Dental): 5,144,804
Enrollment numbers do not equal a distinct count of members enrolled as members in Dental can also be enrolled in other programs.

Percentage of Initial Contact Complaints Confirmed - MCO Self-Reported Data

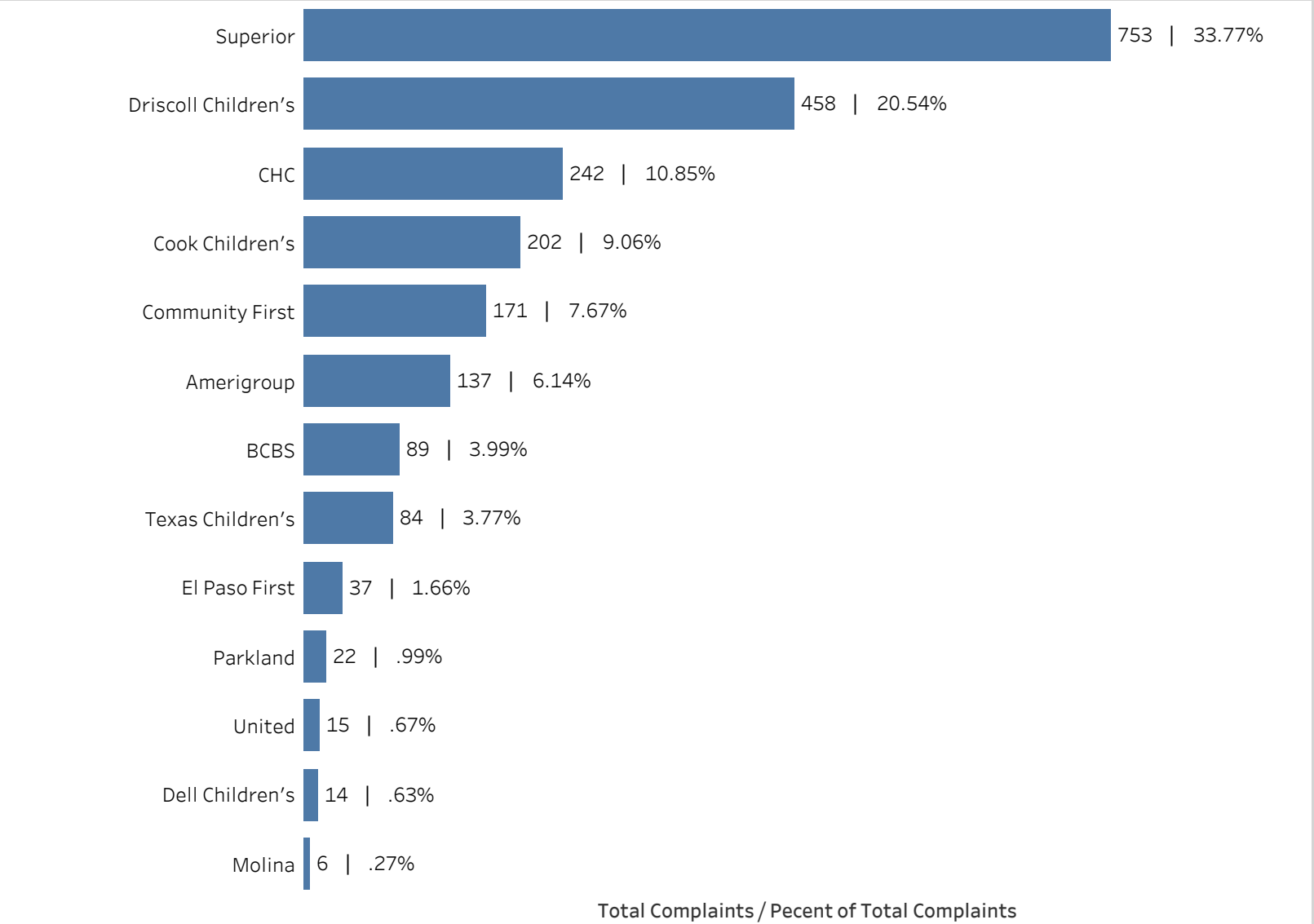
Resolution	MMP	STAR+PLUS	STAR Kids	STAR	STAR Health	Dental
Confirmed	70%	54%	72%	82%	64%	26%
Not Confirmed	23%	16%	22%	12%	18%	43%
Unable to Determine	6%	29%	6%	5%	18%	32%

Confirmed – resolved or partially resolved in Complainant’s favor.
Not Confirmed – resolved or partially resolved in MCO’s favor.
Unable to Determine – not able to confirm if a complaint is confirmed or not confirmed and complaints not related to MCO actions.
Percentages may not add up to 100% due to rounding. Complaint outcomes are discrete and do not overlap.

HHSC Initial Contact Complaints - SFY 2022 Q3

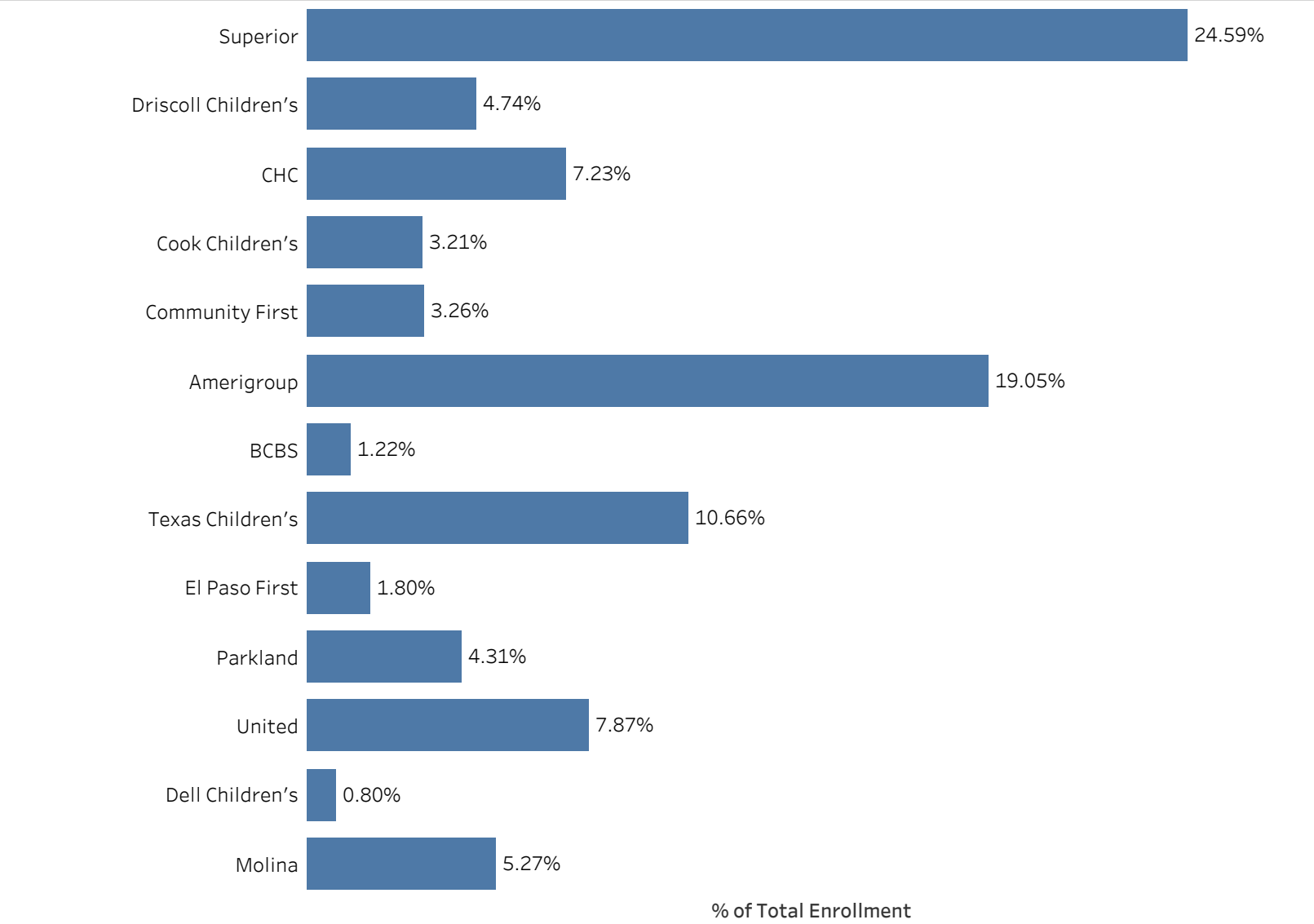
Initial Contact Complaint Volume by MCO

Percentages may not add up to 100% due to rounding.

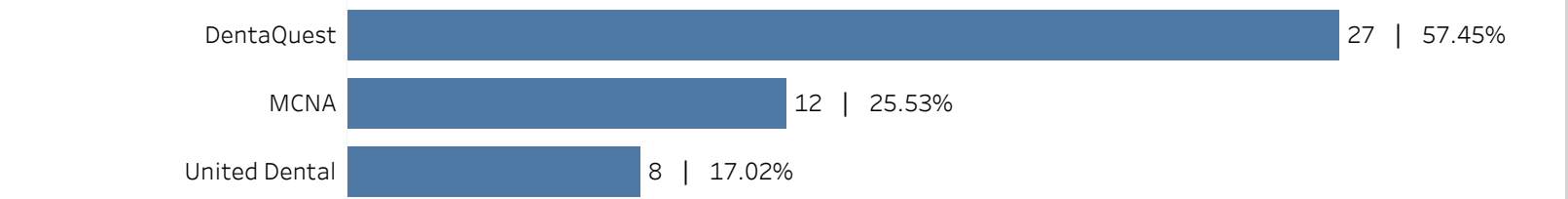


Total Enrollment by MCO

MCOs/DMOs without initial contact complaints are omitted from this table so percentage may not add up to 100%.



Initial Contact Complaint Volume by DMO



Total Enrollment by DMO



HHSC Initial Contact Complaints - SFY 2022 Q3

Top 5 Initial Contact Complaints by MCO/DMO per 10,000 Members

Amerigroup	Access to In-Network Provider (non-PCP)	.41								
	Access to Care - Other	.18								
	Prescription Services - Other	.15								
	Correspondence (Incorrect, unclear, or not received)	.12								
	Quality of Care - Other	.10								
BCBS	Balance Billing	12.47								
	Access to PCP	.80								
	MCO Staff Not Responding	.16								
	Incorrect Information or Guidance from MCO	.16								
	Home Health	.16								
CHC	Authorization Issue	.89								
	Correspondence (Incorrect, unclear, or not received)	.65								
	Customer Service - Other	.54								
	Prescription Services - Other Insurance	.51								
	MCO Staff Not Responding	.46								
Community First	Prescription Services - Other Insurance	7.62								
	Prescription Services - Formulary	.95								
	Prescription Services - Other	.60								
	Prescription Services - Refill Too Soon	.48								
	Prescription Services - Clinical Prior Authorization	.42								
Cook Children's	Prescription Services - Other Insurance	3.69								
	Customer Service - Other	1.87								
	Access to PCP	1.87								
	Provider Treatment Inappropriate/Ineffective	1.75								
	Prescription Services - Other	.48								
Dell Children's	Prescription Services - Other	.97								
	Provider Treatment Inappropriate/Ineffective	.49								
	MCO Staff Not Responding	.49								
	Continuity of Care	.49								
	Access to In-Network Provider (non-PCP)	.49								
DentaQuest	Customer Service - Other	.07								
	Denial of Claim	.01								
	Authorization Issue	.01								
	Provider Treatment Inappropriate/Ineffective	.01								
	Balance Billing	.01								
Driscoll Children's	Provider Treatment Inappropriate/Ineffective	6.81								
	Quality of Care - Other	3.03								
	Access to Care - Other	2.21								
	Access to PCP	1.60								
	Appointment Availability	1.35								
El Paso First	Balance Billing	4.01								
MCNA	Service Coordination/Service Management	.01								
	Quality of Care - Other	.01								
	Provider Treatment Inappropriate/Ineffective	.01								
	Authorization Issue	.01								
	Access to Care - Other	.01								
Molina	Value-added Services Issues	.04								
	Prescription Services - Other	.04								
	MCO Customer Service/Staff Behavior	.04								
	Home Health	.04								
Parkland	Customer Service - Other	.04								
	Denial of Claim	.27								
	Balance Billing	.27								
	Disagree with MCO Policy	.09								
Superior	Access to In-Network Provider (non-PCP)	.09								
	Provider Contracting - Other	.05								
	Client was not transported	1.79								
	Driver Issues	.64								
Texas Children's	Medical Transportation - Other	.48								
	Balance Billing	.45								
	Client was not picked up within one (1) hour of re..	.34								
	Balance Billing	.36								
United	Prescription Services - Other Insurance	.16								
	Provider Treatment Inappropriate/Ineffective	.15								
	Access to PCP	.15								
	MCO Staff Not Responding	.13								
United Dental	Access to PCP	.20								
	Travel Time/Availability/Distance	.02								
	Service Coordination/Service Management	.02								
	Provider Treatment Inappropriate/Ineffective	.02								
	Denial of Claim	.02								
United Dental	Incorrect Information or Guidance from MCO	.05								
	Access to PCP	.05								
	Provider Contracting - Other	.03								
	Customer Service - Other	.03								
	Correspondence (Incorrect, unclear, or not receiv..	.03								

Rate of complaints for every 10,000 enrolled members. (Complaint Volume / Total Medicaid Enrollment for SFY 22 Q3) * 10,000 = Complaints per 10,000.
MCOs/DMOs are sorted in alphabetical order. Ties are sorted in descending order alphabetically.

HHSC Initial Contact Complaints - SFY 2022 Q3

Percentage of Initial Contact Complaints Confirmed - MCO Self-Reported Data

Resolution	Amerigroup	BCBS	CHC	Community First	Cook Children’s	Dell Children’s	DentaQuest	Driscoll Children’s	El Paso First	MCNA	Molina	Parkland	Superior	Texas Children’s	United	United Dental
Confirmed	91%	100%	58%	100%	95%	100%	30%	93%	100%	8%	67%	36%	56%	2%	13%	38%
Not Confirmed	9%	0%	26%	0%	3%	0%	70%	5%	0%	8%	33%	64%	18%	81%	0%	0%
Unable to Determine	0%	0%	16%	0%	1%	0%	0%	2%	0%	83%	0%	0%	26%	17%	87%	63%

Confirmed – resolved or partially resolved in Complainant’s favor.
Not Confirmed – resolved or partially resolved in MCO’s favor.
Unable to Determine – not able to confirm if a complaint is confirmed or not confirmed and complaints not related to MCO actions.
Percentages may not add up to 100% due to rounding. Complaint outcomes are discrete and do not overlap.

HHSC Initial Contact Complaints - SFY 2022 Q3

Overall Rate of Initial Contact Complaints per 10,000 Members by MCO and Quarter

	2022 Q3				2022 Q2				2022 Q1				2021 Q4				2021 Q3				2021 Q2								
Driscoll Children's	<div><div></div></div>	18.78			Driscoll Children's	<div><div></div></div>	22.58			Cook Children's	<div><div></div></div>	28.89			BCBS	<div><div></div></div>	34.30			BCBS	<div><div></div></div>	48.62			BCBS	<div><div></div></div>	58.38		
BCBS	<div><div></div></div>	14.23			Cook Children's	<div><div></div></div>	19.59			Driscoll Children's	<div><div></div></div>	24.21			Driscoll Children's	<div><div></div></div>	11.32			CHC	<div><div></div></div>	11.38			Dell Children's	<div><div></div></div>	10.57		
Cook Children's	<div><div></div></div>	12.22			BCBS	<div><div></div></div>	15.02			BCBS	<div><div></div></div>	10.42			Dell Children's	<div><div></div></div>	10.68			Dell Children's	<div><div></div></div>	7.91			Cook Children's	<div><div></div></div>	8.33		
Community First	<div><div></div></div>	10.18			Superior	<div><div></div></div>	6.33			CHC	<div><div></div></div>	9.01			Cook Children's	<div><div></div></div>	10.32			Texas Children's	<div><div></div></div>	3.62			CHC	<div><div></div></div>	7.15		
CHC	<div><div></div></div>	6.51			Community First	<div><div></div></div>	6.22			Superior	<div><div></div></div>	7.25			CHC	<div><div></div></div>	8.78			El Paso First	<div><div></div></div>	3.61			Texas Children's	<div><div></div></div>	3.34		
Superior	<div><div></div></div>	5.95			Dell Children's	<div><div></div></div>	5.56			Dell Children's	<div><div></div></div>	7.11			Texas Children's	<div><div></div></div>	4.73			Superior	<div><div></div></div>	3.59			Driscoll Children's	<div><div></div></div>	3.33		
El Paso First	<div><div></div></div>	4.01			El Paso First	<div><div></div></div>	4.68			El Paso First	<div><div></div></div>	3.69			El Paso First	<div><div></div></div>	4.64			Cook Children's	<div><div></div></div>	3.04			Superior	<div><div></div></div>	2.95		
Dell Children's	<div><div></div></div>	3.40			CHC	<div><div></div></div>	3.80			Texas Children's	<div><div></div></div>	3.10			Superior	<div><div></div></div>	3.78			Driscoll Children's	<div><div></div></div>	2.48			El Paso First	<div><div></div></div>	2.06		
Texas Children's	<div><div></div></div>	1.53			Cigna-HealthSpring	<div><div></div></div>	1.85			United	<div><div></div></div>	1.97			Community First	<div><div></div></div>	2.58			Cigna-HealthSpring	<div><div></div></div>	.81			Community First	<div><div></div></div>	1.40		
Amerigroup	<div><div></div></div>	1.40			Parkland	<div><div></div></div>	1.68			Parkland	<div><div></div></div>	1.73			United	<div><div></div></div>	2.10			Amerigroup	<div><div></div></div>	.76			Community First	<div><div></div></div>	1.08		
Parkland	<div><div></div></div>	.99			Texas Children's	<div><div></div></div>	1.31			Community First	<div><div></div></div>	1.34			Cigna-HealthSpring	<div><div></div></div>	1.01			United	<div><div></div></div>	.64			Amerigroup	<div><div></div></div>	.78		
United	<div><div></div></div>	.37			Amerigroup	<div><div></div></div>	1.11			Amerigroup	<div><div></div></div>	1.33			Molina	<div><div></div></div>	.80			Parkland	<div><div></div></div>	.52			United	<div><div></div></div>	.74		
Molina	<div><div></div></div>	.22			United	<div><div></div></div>	.38			Cigna-HealthSpring	<div><div></div></div>	1.21			Amerigroup	<div><div></div></div>	.74			Molina	<div><div></div></div>	.43			Molina	<div><div></div></div>	.19		
Molina	<div><div></div></div>	.22			Molina	<div><div></div></div>	.33			Molina	<div><div></div></div>	.05			Parkland	<div><div></div></div>	.45			Overall Rate	<div><div></div></div>	3.28			Overall Rate	<div><div></div></div>	3.09		
Overall Rate	<div><div></div></div>	4.33			Overall Rate	<div><div></div></div>	4.53			Overall Rate	<div><div></div></div>	5.63			Overall Rate	<div><div></div></div>	3.96			Overall Rate	<div><div></div></div>	3.28			Overall Rate	<div><div></div></div>	3.09		
No initial contact complaints reported for Aetna, FirstCare, Scott & White in SFY 22 Q3.				No initial contact complaints reported for Aetna or FirstCare in SFY 22 Q2.				No initial contact complaints reported for Aetna, FirstCare, or Scott & White in SFY 22 Q1.				No initial contact complaints reported for Aetna, FirstCare, or Scott & White in SFY 21 Q4.				No initial contact complaints reported for Aetna, FirstCare, or Scott & White in SFY 21 Q3.				No initial contact complaints reported for Aetna, Parkland, or Scott & White in SFY 21 Q2.									

Overall Rate of Initial Contact Complaints per 10,000 Members by DMO and Quarter

United Dental	.22			United Dental	.54			United Dental	.82			United Dental	1.13			United Dental	2.69			United Dental	1.10		
DentaQuest	.13			DentaQuest	.09			DentaQuest	.07			DentaQuest	.17			DentaQuest	.04			DentaQuest	.03		
MCNA	.08			MCNA	.05			MCNA	.05			MCNA	.01			Overall Rate	.15			Overall Rate	.05		
Overall Rate	.12			Overall Rate	.11			Overall Rate	.11			Overall Rate	.17			No initial contact complaints reported for MCNA in SFY 21 Q3.				No initial contact complaints reported for MCNA in SFY 21 Q2.			

Rate of complaints for every 10,000 enrolled members. (Complaint Volume / Total Medicaid Enrollment for SFY 22 Q3) * 10,000 = Complaints per 10,000.

*MCO/DMOs with no initial contact complaints for the quarter are not shown but are included in the overall denominator.

The Cigna-HealthSpring Health Plan is inactive as of 12/31/2021.

HHSC Initial Contact Complaints – 2022 Q3

Top 5 Initial Contact Complaints

Complaint Category	Number of Complaints
Client was not transported	235
Prescription Services - Other Insurance	227
Provider Treatment Inappropriate/Ineffective	221
Balance Billing	219
Customer Service - Other	114

Top 5 Initial Contact Complaints for Members

Complaint Category	Number of Complaints
Client was not transported	235
Prescription Services - Other Insurance	227
Provider Treatment Inappropriate/Ineffective	221
Balance Billing	219
Access to PCP	114

Top 5 Initial Contact Complaints for Providers

Complaint Category	Number of Complaints
Denial of Claim	32
Authorization Issue	30
Claims/Payment - Other	13
Customer Service - Other	10
Incorrect Information or Guidance from MCO	9

Top 5 Initial Contact Complaints by Program per 10,000 Members

Program	Complaint Category	Rate
MMP	Correspondence (Incorrect, unclear, or not received)	3.30
MMP	Customer Service - Other	2.47
MMP	Client was not transported	2.47
MMP	Prescription Services - Other	2.20
MMP	Driver Issues	1.65
STAR+PLUS	Client was not transported	3.30
STAR+PLUS	Driver Issues	1.19
STAR+PLUS	Medical Transportation - Other	.85
STAR+PLUS	Client was not picked up within one (1) hour of request	.67
STAR+PLUS	Access to Care - Other	.52
STAR Kids	Prescription Services - Other Insurance	2.07
STAR Kids	Balance Billing	.89
STAR Kids	Prescription Services - Formulary	.71
STAR Kids	Access to PCP	.59
STAR Kids	Provider Treatment Inappropriate/Ineffective	.53
STAR	Provider Treatment Inappropriate/Ineffective	.48
STAR	Prescription Services - Other Insurance	.44
STAR	Balance Billing	.42
STAR	Access to PCP	.21
STAR	Quality of Care - Other	.18
STAR Health	Client was not transported	.89
STAR Health	Scheduling error	.22
STAR Health	Medical Transportation - Other	.22
STAR Health	MCO Customer Service/Staff Behavior	.22
STAR Health	Driver Issues	.22
Dental	Customer Service - Other	.04
Dental	Authorization Issue	.01
Dental	Provider Treatment Inappropriate/Ineffective	.01
Dental	Access to Care - Other	.01

Program	Complaint Category	Rate
Dental	Denial of Claim	.01

Enrollment by Program

Program	Total Average Monthly Members for 2022 Q3
MMP	36,399
STAR+PLUS	553,797
STAR Kids	169,181
STAR	4,340,240
STAR Health	45,187
Dental	3,936,562

Percentage of Initial Contact Complaints Confirmed – MCO Self-Reported Data

Program	Confirmed	Not Confirmed	Unable to Determine
MMP	70%	23%	6%
STAR+PLUS	54%	16%	29%
STAR Kids	72%	22%	6%
STAR	82%	12%	5%
STAR Health	64%	18%	18%
Dental	26%	43%	32%

Initial Contact Complaint Volume by MCO

MCO	Total Complaints	Percentage of Total Complaints
Superior	753	33.77%
Driscoll Children's	458	20.54%
CHC	242	10.85%
Cook Children's	202	9.06%
Community First	171	7.67%
Amerigroup	137	6.14%

MCO	Total Complaints	Percentage of Total Complaints
BCBS	89	3.99%
Texas Children's	84	3.77%
El Paso First	37	1.66%
Parkland	22	.99%
United	15	.67%
Dell Children's	14	.63%
Molina	6	.27%

Initial Contact Complaint Volume by DMO

DMO	Total Complaints	Percentage of Total Complaints
DentaQuest	27	57.45%
MCNA	12	25.53%
United Dental	8	17.02%

Total Enrollment by MCO

MCO	Percentage of Enrollment
Superior	24.59%
Amerigroup	19.05%
Texas Children's	10.66%
United	7.87%
CHC	7.23%
Molina	5.27%
Driscoll Children's	4.74%
Parkland	4.31%
Community First	3.26%
Cook Children's	3.21%
Aetna	2.65%
FirstCare	2.12%
El Paso First	1.80%
Scott & White	1.22%
BCBS	1.22%

MCO	Percentage of Enrollment
Dell Children's	.80%

Total Enrollment by DMO

DMO	Percentage of Enrollment
DentaQuest	54.53%
MCNA	36.22%
United Dental	9.25%

Top 5 Initial Contact Complaints by MCO/DMO per 10,000 Members

MCO/DMO	Complaint Category	Rate
Amerigroup	Access to In-Network Provider (non-PCP)	.41
Amerigroup	Access to Care - Other	.18
Amerigroup	Prescription Services - Other	.15
Amerigroup	Correspondence (Incorrect, unclear, or not received)	.12
Amerigroup	Quality of Care - Other	.10
BCBS	Balance Billing	12.47
BCBS	Access to PCP	.80
BCBS	MCO Staff Not Responding	.16
BCBS	Incorrect Information or Guidance from MCO	.16
BCBS	Home Health	.16
CHC	Authorization Issue	.89
CHC	Correspondence (Incorrect, unclear, or not received)	.65
CHC	Customer Service - Other	.54
CHC	Prescription Services - Other Insurance	.51
CHC	MCO Staff Not Responding	.46
Community First	Prescription Services - Other Insurance	7.62
Community First	Prescription Services - Formulary	.95
Community First	Prescription Services - Other	.60
Community First	Prescription Services - Refill Too Soon	.48
Community First	Prescription Services - Clinical Prior Authorization	.42
Cook Children's	Prescription Services - Other Insurance	3.69
Cook Children's	Customer Service - Other	1.87
Cook Children's	Access to PCP	1.87
Cook Children's	Provider Treatment Inappropriate/Ineffective	1.75
Cook Children's	Prescription Services - Other	.48
Dell Children's	Prescription Services - Other	.97
Dell Children's	Provider Treatment Inappropriate/Ineffective	.49

MCO/DMO	Complaint Category	Rate
Dell Children's	MCO Staff Not Responding	.49
Dell Children's	Continuity of Care	.49
Dell Children's	Access to In-Network Provider (non-PCP)	.49
DentaQuest	Customer Service - Other	.07
DentaQuest	Denial of Claim	.01
DentaQuest	Authorization Issue	.01
DentaQuest	Provider Treatment Inappropriate/Ineffective	.01
DentaQuest	Balance Billing	.01
Driscoll Children's	Provider Treatment Inappropriate/Ineffective	6.81
Driscoll Children's	Quality of Care - Other	3.03
Driscoll Children's	Access to Care - Other	2.21
Driscoll Children's	Access to PCP	1.60
Driscoll Children's	Appointment Availability	1.35
El Paso First	Balance Billing	4.01
MCNA	Service Coordination/Service Management	.01
MCNA	Quality of Care - Other	.01
MCNA	Provider Treatment Inappropriate/Ineffective	.01
MCNA	Authorization Issue	.01
MCNA	Access to Care - Other	.01
Molina	Value-added Services Issues	.04
Molina	Prescription Services - Other	.04
Molina	MCO Customer Service/Staff Behavior	.04
Molina	Home Health	.04
Molina	Customer Service - Other	.04
Parkland	Denial of Claim	.27
Parkland	Balance Billing	.27
Parkland	Disagree with MCO Policy	.09
Parkland	Access to In-Network Provider (non-PCP)	.09
Parkland	Provider Contracting - Other	.05
Superior	Client was not transported	1.79
Superior	Driver Issues	.64
Superior	Medical Transportation - Other	.48
Superior	Balance Billing	.45

MCO/DMO	Complaint Category	Rate
Superior	Client was not picked up within one (1) hour of request	.34
Texas Children's	Balance Billing	.36
Texas Children's	Prescription Services - Other Insurance	.16
Texas Children's	Provider Treatment Inappropriate/Ineffective	.15
Texas Children's	Access to PCP	.15
Texas Children's	MCO Staff Not Responding	.13
United	Access to PCP	.20
United	Travel Time/Availability/Distance	.02
United	Service Coordination/Service Management	.02
United	Provider Treatment Inappropriate/Ineffective	.02
United	Denial of Claim	.02
United Dental	Incorrect Information or Guidance from MCO	.05
United Dental	Access to PCP	.05
United Dental	Provider Contracting - Other	.03
United Dental	Customer Service - Other	.03
United Dental	Correspondence (Incorrect, unclear, or not received)	.03

Percentage of Initial Contact Complaints Confirmed by MCO/DMO – MCO Self-Reported Data

MCO/DMO	Confirmed	Not Confirmed	Unable to Determine
Amerigroup	91%	9%	0%
BCBS	100%	0%	0%
CHC	58%	26%	16%
Community First	100%	0%	0%
Cook Children's	95%	3%	1%
Dell Children's	100%	0%	0%
DentaQuest	30%	70%	0%
Driscoll Children's	93%	5%	2%
El Paso First	100%	0%	0%
MCNA	8%	8%	83%
Molina	67%	33%	0%
Parkland	36%	64%	0%
Superior	56%	18%	26%
Texas Children's	2%	81%	17%
United	13%	0%	87%
United Dental	38%	0%	63%
Amerigroup	91%	9%	0%

Overall Rate of Complaints per 10,000 Members by MCO and Quarter

MCO	2022 Q3	2022 Q2	2022 Q1	2021 Q4	2021 Q3	2021 Q2
Aetna	.00	.00	.00	.00	.00	.00
Amerigroup	1.40	1.11	1.33	.74	.76	.78
BCBS	14.23	15.02	10.42	34.30	48.62	58.38
CHC	6.51	3.80	9.01	8.78	11.38	7.15
Cigna-HealthSpring	.00	1.85	1.21	1.01	.81	1.40
Community First	10.18	6.22	1.34	2.58	1.04	1.08

MCO	2022 Q3	2022 Q2	2022 Q1	2021 Q4	2021 Q3	2021 Q2
Cook Children's	12.22	19.59	28.89	10.32	3.04	8.33
Dell Children's	3.40	5.56	7.11	10.68	7.91	10.57
Driscoll Children's	18.78	22.58	24.21	11.32	2.48	3.33
El Paso First	4.01	4.68	3.69	4.64	3.61	2.06
FirstCare	.00	.00	.00	.00	.00	.00
Molina	.22	.33	.05	.80	.43	.19
Parkland	.99	1.68	1.73	.45	.52	.00
Scott & White	.00	.17	.00	.00	.00	.00
Superior	5.95	6.33	7.25	3.78	3.59	2.95
Texas Children's	1.53	1.31	3.10	4.73	3.62	3.34
United	.37	.38	1.97	2.10	.64	.74
Overall Rate	4.33	4.53	5.63	3.96	3.28	3.09

Overall Rate of Complaints per 10,000 Members by DMO and Quarter

DMO	2022 Q3	2022 Q2	2022 Q1	2021 Q4	2021 Q3	2021 Q2
DentaQuest	.13	.09	.07	.17	.04	.03
MCNA	.08	.05	.05	.01	.00	.00
United Dental	.22	.54	.82	1.13	2.69	1.10
Grand Total	.12	.11	.11	.17	.15	.05

Complaint Categories

Category	Subcategory
Access to Care	Access to Dental Services (adult) - related to accessing dental services
Access to Care	Access to DME - related to accessing Durable Medical Equipment
Access to Care	Access to In-Network Provider (non-PCP) - related to accessing a specialist within the MCO's network
Access to Care	Access to Out-of-Network Provider - related to accessing a provider outside the MCO's network
Access to Care	Access to PCP - related to accessing Primary Care Provider
Access to Care	Appointment Availability - related to ability to access an appointment in a timely manner within contractual requirements for an in-network provider
Access to Care	Authorization Issue - related to the delay of services due to concerns with authorization
Access to Care	Continuity of Care - related to the disruption of authorized services
Access to Care	Discharge from Facility - related to the disagreement with a Member's release from facility
Access to Care	Home Health - related to home health services
Access to Care	Home or Auto Modifications - related to issues with the delay of installation of home or auto modifications

Category	Subcategory
Access to Care	Travel Time/Availability/Distance - related to the length of time and distance required to access services
Access to Care	Other - when the issue does not relate to any other Access to Care subcategories
Claims/Payment	Balance Billing - related to a Member receiving a bill for services rendered
Claims/Payment	Clean Claims Interest Unpaid - related to non-payment of interest on untimely processed claims
Claims/Payment	Delays in Claims Handling - related to the delay of processing a claim
Claims/Payment	Denial of Claim - related to the denial of a claim
Claims/Payment	Other - when the issue does not relate to any other Claims/Payment subcategories
Customer Service	Correspondence (Incorrect, unclear, or not received) - related to written information provided to complainant that is incorrect, unclear, or not received
Customer Service	MCO Customer Service / Staff Behavior - related to how complainant was treated by MCO staff including rude or inappropriate behavior
Customer Service	Incorrect Information or Guidance from MCO - related to verbal information provided to complainant that is incorrect
Customer Service	MCO Staff Not Responding - related to MCO staff not returning complainant's telephone call or email

Category	Subcategory
Customer Service	Other - when the issue does not relate to any other Customer Service subcategories
Customer Service	Provider Information Outdated/Directory - related to issues with the MCO provider directory
EVV	Authorization Issue - related to the delay of services due to concerns with an EVV authorization.
EVV	Denial of Claim - related to the denial of an EVV relevant claim.
EVV	Recoupment of Claim - related to the recoupment of an EVV relevant claim.
EVV	MCO Visit Maintenance Unlock Request Policy - related to the complainant's disagreement with the MCO denial of the VM unlock request.
EVV	Payer - related to the payer of the claim.
EVV	Other - when the issue does not relate to any other EVV subcategories
Medical Transportation	Client was not transported.
Medical Transportation	Driver Issues
Medical Transportation	Client was not picked up within one (1) hour of request.
Medical Transportation	Client arrived late to appointment

Category	Subcategory
Medical Transportation	Scheduling error
Medical Transportation	Vehicle issues
Medical Transportation	Individual Transportation Participant (ITP) claims
Medical Transportation	Other - To be used for all other complaint reasons with a text box to log the complaint reason
Provider Contracting	MCO Credentialing Process - related to issues resulting from delays in the MCO's credentialing process
Provider Contracting	Credentialing Verification Organization Process - related to issues resulting from delays or difficulties in the CVO's credentialing process
Provider Contracting	MCO/Provider Contracting - related to issues with the contracting process
Provider Contracting	Termed Provider - related to issues with provider contracts termed by MCO
Provider Contracting	Network Denial - nonpar provider denied into MCO network
Provider Contracting	Out of Network Provider - related to single case agreement issues between out-of-network specialist and MCO
Provider Contracting	Other - when the issue does not relate to any other Provider Contracting subcategories
Policies/Procedures	Disagree with MCO Policy - related to complainant's disagreement with MCO policy or procedure

Category	Subcategory
Policies/Procedures	HIPAA - related to compliance with HIPAA
Policies/Procedures	MCO Appeals Process - related to complainant's disagreement with the MCO's handling of an Appeal request
Prescription Services	PS - Member not showing active - MCO does not show Member is a part of their PBM system but Member is enrolled with plan
Prescription Services	PS - Other Insurance - The existence of other insurance on the member's file is preventing access to prescriptions
Prescription Services	PS - Refill Too Soon - Medication claim will be denied by pharmacy due to being refilled too soon
Prescription Services	PS - Other - To be used for all other complaint reasons with a text box to log the complaint reason
Prescription Services	PS - Formulary - Medication is not on the VDP Formulary
Prescription Services	PS – Clinical Prior Authorization - Based on drug safety, appropriateness indications, & potential abuse. Member is complaining that the prescription requires a clinical PA or is having problems obtaining a clinical PA.
Prescription Services	PS – PDL Prior Authorization - Medication on the VDP formulary is non-preferred, requires PDL PA. Member is complaining that the prescription requires a PDL PA or is having problems obtaining a PDL PA.
Quality of Care	Quality of DME - related to a complainant's inadequate standard of Durable Medical Equipment

Category	Subcategory
Quality of Care	Quality of Facility (Nursing Facility) - related to a complainant's inadequate standard of care received at a nursing facility or Inpatient Behavioral Health Facility
Quality of Care	Service Coordination / Service Management - related to a complainant's inadequate standard of care received from a service coordinator or service manager
Quality of Care	Coordination of Care - related to a complainant's delay of services due to lack of coordination between providers
Quality of Care	Provider Treatment Inappropriate/Ineffective - related to the quality of treatment provided
Quality of Care	Other - when the issue does not relate to any other Quality of Care subcategories
Quality of Care	Home or Auto Modifications - related to issues with the quality of home or auto modifications
Value-Added Services	Value-added Services Issues - related to complainant's inability or delay in accessing or receiving Value-added Services

WW Spending - Projected

Enter projected spending for the demonstration which includes the remaining quarters of the current DY and all future DYs.
Enter the projected annual expenditures for each DY per MEG for the active DYs.
For the current DY, only future quarters should have projected spending information. Do not include expenditures that were reported as actuals.

Total Computable		7	8	9	10	11
<u>Medicaid Per Capita</u>						
AMR	1					\$1,559,111,948
Disabled	2					\$2,781,620,483
Adults	3					\$1,744,183,811
Children	4					\$3,420,811,145
<u>Medicaid Aggregate - WW only</u>						
UC Pool	1					\$968,301,556
DSRIP Pool	2					

Attachment Q
Members with Special Health Care Needs SFY22
(Blanks = No Data Available)

SDA	MCO	Q3								
		STAR								
		Total MSHCN	MSHCN with Service Plan		MSHCN without Service Plan*		Declined Service Management**		Unable to Reach**	
Bexar	Aetna	193	165	85.49%	28	14.51%	0	0.00%	28	100.00%
	Amerigroup	1408	146	10.37%	1262	89.63%	208	16.48%	1054	83.52%
	Community First	259	18	6.95%	241	93.05%	173	71.78%	68	28.22%
	Superior	1852	763	41.20%	1089	58.80%	597	54.82%	492	45.18%
	SDA Total	3,712	1,092	29.42%	2,620	70.58%	978	26.35%	1,642	44.23%
Dallas	Amerigroup	17837	2701	15.14%	15136	84.86%	3195	21.11%	11941	78.89%
	Molina	1348	426	31.60%	922	68.40%	221	23.97%	679	73.64%
	Parkland	1927	412	21.38%	1515	78.62%	304	20.07%	1515	100.00%
	SDA Total	21,112	3,539	16.76%	17,573	83.24%	3,720	17.62%	14,135	66.95%
El Paso	El Paso First	908	176	19.38%	732	80.62%	33	4.51%	699	95.49%
	Molina	117	26	22.22%	91	77.78%	21	23.08%	70	76.92%
	Superior	528	183	34.66%	345	65.34%	175	50.72%	170	49.28%
	SDA Total	1,553	385	24.79%	1,168	75.21%	229	14.75%	939	60.46%
Harris	Amerigroup	5,482	856	15.61%	4,626	84.39%	1,041	22.50%	3,585	77.50%
	CHC	1,169	611	52.27%	558	47.73%	199	35.66%	359	64.34%
	Molina	704	183	25.99%	521	74.01%	122	23.42%	381	73.13%
	Texas Children's	29,910	2,461	8.23%	27,449	91.77%	6,874	25.04%	23,174	84.43%
	United	1,436	1,138	79.25%	298	20.75%	12	4.03%	123	41.28%
	SDA Total	38,701	5,249	13.56%	33,452	86.44%	8,248	21.31%	27,622	71.37%
Hidalgo	Driscoll Children's	1,557	797	51.19%	760	48.81%	33	4.34%	727	95.66%
	Molina	1,573	403	25.62%	1,170	74.38%	90	7.69%	1,050	89.74%
	Superior	1,541	565	36.66%	976	63.34%	511	52.36%	465	47.64%
	United	704	540	76.70%	164	23.30%	13	7.93%	96	58.54%
	SDA Total	5,375	2,305	42.88%	3,070	57.12%	647	12.04%	2,338	43.50%
Jefferson	Amerigroup	644	119	18.48%	525	81.52%	108	20.57%	417	79.43%
	CHC	107	53	49.53%	54	50.47%	15	27.78%	39	72.22%
	Molina	172	41	23.84%	131	76.16%	36	27.48%	93	70.99%
	Texas Children's	3,385	271	8.01%	3,114	91.99%	728	23.38%	2,720	87.35%
	United	289	220	76.12%	69	23.88%	3	4.35%	34	49.28%
	SDA Total	4,597	704	15.31%	3,893	84.69%	890	19.36%	3,303	71.85%
Lubbock	Amerigroup	1,190	156	13.11%	1,034	86.89%	192	18.57%	842	81.43%
	FirstCare	1,488	210	14.11%	1,278	85.89%	147	11.50%	1,131	88.50%
	Superior	518	214	41.31%	304	58.69%	141	46.38%	163	53.62%
	SDA Total	3,196	580	18.15%	2,616	81.85%	480	15.02%	2,136	66.83%
MRSA Central	Amerigroup	1,797	235	13.08%	1,562	86.92%	322	20.61%	1,240	79.39%
	Scott & White	2,222	407	18.32%	1,815	81.68%	256	14.10%	1,551	85.45%
	Superior	953	420	44.07%	533	55.93%	270	50.66%	263	49.34%
MRSA Northeast	SDA Total	4,972	1,062	21.36%	3,910	78.64%	848	17.06%	3,054	61.42%
	Amerigroup	6,027	783	12.99%	5,244	87.01%	1,171	22.33%	4,073	77.67%
	Superior	1,412	573	40.58%	839	59.42%	412	49.11%	427	50.89%
	SDA Total	7,439	1,356	18.23%	6,083	81.77%	1,583	21.28%	4,500	60.49%
MRSA West	Amerigroup	3,284	477	14.52%	2,807	85.48%	546	19.45%	2,261	80.55%
	FirstCare	1,799	247	13.73%	1,552	86.27%	153	9.86%	1,399	90.14%
	Superior	1,130	450	39.82%	680	60.18%	321	47.21%	359	52.79%
	SDA Total	6,213	1,174	18.90%	5,039	81.10%	1,020	16.42%	4,019	64.69%
Nueces	Driscoll Children's	1,335	659	49.36%	676	50.64%	23	3.40%	653	96.60%
	Superior	336	119	35.42%	217	64.58%	110	50.69%	107	49.31%
	United	29	21	72.41%	8	27.59%	0	0.00%	1	12.50%
	SDA Total	1,700	799	47.00%	901	53.00%	133	7.82%	761	44.76%
Tarrant	Aetna	874	780	89.24%	94	10.76%	3	3.19%	91	96.81%
	Amerigroup	9,553	1,381	14.46%	8,172	85.54%	1,876	22.96%	6,296	77.04%
	Cook Children's	2,656	460	17.32%	2,196	82.68%	1,327	60.43%	869	39.57%
	SDA Total	13,083	2,621	20.03%	10,462	79.97%	3,206	24.51%	7,256	55.46%
Travis	BCBS	2,306	412	17.87%	1,894	82.13%	884	46.67%	906	47.84%
	Dell	2,984	499	16.72%	2,485	83.28%	477	19.20%	2,008	80.80%
	Superior	1,183	599	50.63%	584	49.37%	316	54.11%	268	45.89%
	SDA Total	6,473	1,510	23.33%	4,963	76.67%	1,677	25.91%	3,182	49.16%
Statewide Total		118,126	22,376	18.94%	95,750	81.06%	23,659	20.03%	74,887	63.40%

* The number without service plans includes those who declined and those who could not be reached.

** Percentages represent the proportion of MSHCN without service plans who declined Service Management or whom the MCO was unable to reach.
Member with Special Health Care Needs (MSHCN): A member including a child in the Department of State Health Services (DSHS) Children with Special Health Care Needs (CSHCN) Program as further defined in Texas Health & Safety Code § 35.0022, who: (1) has a serious ongoing illness, a Chronic or Complex Condition, or a Disability that has lasted or is anticipated to last for a significant period of time, and (2) requires regular, ongoing therapeutic intervention and evaluation by appropriately trained health care personnel.

Attachment R1
MCO Referrals to IG
SFY22 Q4 Report
(Blanks = No Data Available)

MCO	Q1				Q2				Q3				Q4				Q1-Q4 Total
	Sep-21	Oct-21	Nov-21	Total	Dec-21	Jan-22	Feb-22	Total	Mar-22	Apr-22	May-22	Total	Jun-22	Jul-22	Aug-22	Total	
Investigation Category																	
Program non-compliance	4	4	2	10	2	1	1	4		2	2	4	4	1	1	6	24
Non-appropriate billing	17	32	32	81	40	26	33	99	48	45	34	127	31	37	39	107	414
Billing for Services not Rendered		1		1					1			1				0	2
Quality of Care																	0
Solicitation																	0
Upcoding																	0
Billing for Services After Death																	0
Billing unnecessary services																	0
Failure to disclose required info																	0
Attendant Care FWA																	0
Physical /Sexual Abuse of an Individual																	0
Forged or altered documents																	0
Total Referrals Received	21	37	34	92	42	27	34	103	49	47	36	132	35	38	40	113	440

Attachment R2
Dental Plan Referrals to IG
SFY22 Q4 Report
(Blanks = No Data Available)

DMO	Q1				Q2				Q3				Q4				Q1-Q4 Total
	Sep-21	Oct-21	Nov-21	Total	Dec-21	Jan-22	Feb-22	Total	Mar-21	Apr-21	May-21	Total	Mar-21	Apr-21	May-21	Total	
Investigation Category																	
Program non-compliance																	
Non-appropriate billing	6	3	4	13	4	7	2	13	5	4	3	12	8	4	6	18	56
Billing for Services not Rendered																	
Billing unnecessary services																	
Solicitation																	
Quality of Care																	
Total Referrals Received	6	3	4	13	4	7	2	13	5	4	3	12				18	56

Attachment V1
STAR Claims Adjudication
SFY22 Q3
SFY22 Q4 Report
(Blanks = No Data Available)

[illegible]

Attachment V1
STAR Claims Adjudication
SFY22 Q3
SFY22 Q4 Report
(Blanks = No Data Available)

[illegible]

Attachment V1
STAR Claims Adjudication
SFY22 Q3
SFY22 Q4 Report
(Blanks = No Data Available)

[illegible]

Attachment V1
STAR Claims Adjudication
SFY22 Q3
SFY22 Q4 Report
(Blanks = No Data Available)

[illegible]

[illegible]

Attachment V1
STAR Claims Adjudication
SFY22 Q3
SFY22 Q4 Report
(Blanks = No Data Available)

[illegible]

Attachment V1
STAR Claims Adjudication
SFY22 Q3
SFY22 Q4 Report
(Blanks = No Data Available)

MCO	Vision Services Claims								
	% Appealed Adjusted within 30 Days (98% SDT)								
	Quarter 1			Quarter 2			Quarter 3		
	Sept	Oct	Nov	Dec	Jan	Feb	Mar	April	May
CHC			100%	100%	100%	100%	100%	100%	100%
Cook Children's					100%	100%	100%		
Driscoll Children's	100%	100%			100%	100%	100%	100%	100%
El Paso Health		100%		100%	100%	57%	100%	100%	11%
FirstCare	100%	100%	100%	100%	100%	100%			
Molina	100%		100%	100%	100%	100%	100%	100%	100%
Scott & White			100%	100%	100%	100%	100%	100%	100%
Superior		100%	100%	100%		100%	100%	100%	100%
Texas Children's	100%	100%				100%	100%	100%	100%
United							100%	100%	100%

Attachment V1
STAR Claims Adjudication
SFY22 Q3
SFY22 Q4 Report
(Blanks = No Data Available)

MCO	Vision Services Claims								
	% Clean Adjudicated within 30 Days (98% STD)								
	Quarter 1			Quarter 2			Quarter 3		
	Sept	Oct	Nov	Dec	Jan	Feb	Mar	April	May
Aetna	100%	100%	100%	100%	99%	100%	100%	100%	100%
Amerigroup	100%	100%	100%	100%	100%	100%	100%	100%	100%
BCBS	100%	100%	100%	100%	100%	100%	100%	100%	100%
CHC	100%	100%	100%	100%	100%	100%	100%	100%	100%
Community First	100%	100%	100%	100%	100%	100%	100%	100%	100%
Cook Children's	100%	100%	100%	100%	100%	100%	100%		100%
Dell	100%	100%	100%	100%	100%	100%	100%	100%	100%
Driscoll Children's	100%	100%	100%	100%	100%	100%	100%	100%	100%
El Paso Health	100%	100%	100%	100%	100%	100%	100%	100%	100%
FirstCare	100%	100%	100%	100%	100%	100%	100%	100%	100%
Molina	100%	100%	100%	99%	100%	100%	99%	100%	100%
Parkland	100%	100%	100%	100%	99%	100%	100%	100%	100%
Scott & White	100%	100%	100%	100%	100%	100%	100%	100%	100%
Superior	100%	100%	100%	100%	100%	100%	100%	100%	100%
Texas Children's	100%	100%	100%	100%	100%	100%	100%	100%	100%
United	100%	100%	100%	99%	100%	100%	100%	99%	100%

[illegible]

Attachment V1
STAR Claims Adjudication
SFY22 Q3
SFY22 Q4 Report
(Blanks = No Data Available)

[illegible]

Attachment V1
STAR Claims Adjudication
SFY22 Q3
SFY22 Q4 Report
(Blanks = No Data Available)

MCO	Pharmacy Benefit Manager's Claims								
	% Clean Non-Electronic Claims Adjudicated within 21 Days (98% STD)								
	Quarter 1			Quarter 2			Quarter 3		
	Sept	Oct	Nov	Dec	Jan	Feb	Mar	April	May
Aetna			100%						
Amerigroup	100%	100%	100%		100%	100%	100%	100%	100%
BCBS		100%					100%	100%	
CHC	100%	100%	100%	100%	100%	100%	100%		
Community First								100%	100%
Cook Children's		100%							
Dell							100%		
FirstCare									
Driscoll Children's	100%	100%	100%	100%	100%		100%	100%	100%
Molina				100%			100%		100%
Scott & White									
Parkland									
Texas Children's		100%					100%	100%	100%

Attachment V2
STAR+PLUS Claims Adjudication
SFY22 Q3
SFY22 Q4 Report
(Blanks = No Data Available)

MCO	Acute Care Claims								
	% Appealed Adjudicated within 30 Days (98% STD)								
	Quarter 1			Quarter 2			Quarter 3		
	Sept	Oct	Nov	Dec	Jan	Feb	Mar	April	May
Amerigroup	98%	99%	99%	100%	99%	100%	100%	100%	99%
Cigna-HealthSpring	100%	98%	100%	100%	100%	100%	100%	100%	93%
Molina	100%	100%	100%	100%	100%	100%	100%	100%	100%
Superior	100%	100%	100%	100%	100%	100%	100%	100%	100%
United	100%	99%	100%	100%	100%	100%	99%	100%	100%

Attachment V2
STAR+PLUS Claims Adjudication
SFY22 Q3
SFY22 Q4 Report
(Blanks = No Data Available)

[illegible]

Attachment V2
STAR+PLUS Claims Adjudication
SFY22 Q3
SFY22 Q4 Report
(Blanks = No Data Available)

[illegible]

Attachment V2
STAR+PLUS Claims Adjudication
SFY22 Q3
SFY22 Q4 Report
(Blanks = No Data Available)

[illegible]

Attachment V2
STAR+PLUS Claims Adjudication
SFY22 Q3
SFY22 Q4 Report
(Blanks = No Data Available)

[illegible]

Attachment V2
STAR+PLUS Claims Adjudication
SFY22 Q3
SFY22 Q4 Report
(Blanks = No Data Available)

[illegible]

Attachment V2
STAR+PLUS Claims Adjudication
SFY22 Q3
SFY22 Q4 Report
(Blanks = No Data Available)

MCO	Vision Services Claims								
	% Appealed Adjusted within 30 Days (98% SDT)								
	Quarter 1			Quarter 2			Quarter 3		
	Sept	Oct	Nov	Dec	Jan	Feb	Mar	April	May
Molina	100%	100%	100%	100%	100%	100%	100%	100%	100%
Superior	100%		100%				100%	100%	100%
United							100%		100%

Attachment V2
STAR+PLUS Claims Adjudication
SFY22 Q3
SFY22 Q4 Report
(Blanks = No Data Available)

MCO	Vision Services Claims								
	% Clean Adjudicated within 30 Days (98% STD)								
	Quarter 1			Quarter 2			Quarter 3		
	Sept	Oct	Nov	Dec	Jan	Feb	Mar	April	May
Amerigroup	100%	100%	100%	100%	100%	100%	100%	100%	100%
Cigna-HealthSpring	100%	99%	100%	100%	99%	98%	100%	100%	100%
Molina	100%	100%	100%	100%	100%	100%	100%	100%	100%
Superior	100%	100%	100%	100%	100%	100%	100%	100%	100%
United	100%	100%	100%	99%	100%	100%	100%	100%	100%

Attachment V2
STAR+PLUS Claims Adjudication
SFY22 Q3
SFY22 Q4 Report
(Blanks = No Data Available)

MCO	Vision Services Claims								
	% Clean Adjudicated within 90 Days (99% STD)								
	Quarter 1			Quarter 2			Quarter 3		
	Sept	Oct	Nov	Dec	Jan	Feb	Mar	April	May
Amerigroup	100%	100%	100%	100%	100%	100%	100%	100%	100%
Cigna-HealthSpring	100%	99%	100%	100%	100%	100%	100%	100%	100%
Molina	100%	100%	100%	100%	100%	100%	100%	100%	100%
Superior	100%	100%	100%	100%	100%	100%	100%	100%	100%
United	100%	100%	100%	99%	100%	100%	100%	100%	100%

Attachment V2
STAR+PLUS Claims Adjudication
SFY22 Q3
SFY22 Q4 Report
(Blanks = No Data Available)

[illegible]

Attachment V2
 STAR+PLUS Claims Adjudication
 SFY22 Q3
 SFY22 Q4 Report
 (Blanks = No Data Available)

MCO	Pharmacy Benefit Manager's Claims								
	% Clean Non-Electronic Claims Adjudicated within 21 Days (98% STD)								
	Quarter 1			Quarter 2			Quarter 3		
	Sept	Oct	Nov	Dec	Jan	Feb	Mar	April	May
Amerigroup	100%	100%	93%	100%	100%	100%	100%	100%	100%
Cigna-HealthSpring	100%	100%	100%	100%					
Molina	100%		100%		100%	100%	100%	100%	100%

Attachment V2
STAR+PLUS Claims Adjudication
SFY22 Q3
SFY22 Q4 Report
(Blanks = No Data Available)

MCO	Long-term Services and Supports								
	% Appealed Adjudicated within 30 Days (98% STD)								
	Quarter 1			Quarter 2			Quarter 3		
	Sept	Oct	Nov	Dec	Jan	Feb	Mar	April	May
Amerigroup	100%	100%	99%	100%	100%	100%	100%	97%	99%
Cigna-HealthSpring	100%	100%	100%	100%	100%	100%	100%	100%	100%
Molina	100%	100%	100%	100%	100%	100%	100%	100%	100%
Superior	100%	100%	100%	100%	100%	100%	100%	100%	100%
United	100%	100%	99%	100%	100%	100%	100%	100%	100%

Attachment V2
STAR+PLUS Claims Adjudication
SFY22 Q3
SFY22 Q4 Report
(Blanks = No Data Available)

[illegible]

Attachment V2
STAR+PLUS Claims Adjudication
SFY22 Q3
SFY22 Q4 Report
(Blanks = No Data Available)

MCO	Long-term Services and Supports								
	% Clean Adjudicated within 90 Days (99% STD)								
	Quarter 1			Quarter 2			Quarter 3		
	Sept	Oct	Nov	Dec	Jan	Feb	Mar	April	May
Amerigroup	100%	100%	100%	100%	100%	100%	100%	100%	100%
Cigna-HealthSpring	100%	100%	100%	100%	100%	100%	100%	100%	99%
Molina	100%	100%	100%	100%	100%	100%	100%	100%	100%
Superior	100%	100%	100%	100%	100%	100%	100%	100%	100%
United	100%	100%	100%	99%	100%	100%	100%	100%	100%

**Attachment V3
Dental Claims Adjudication
SFY22 Q3
SFY22 Q4 Report
(Blanks = No Data Available)**

[illegible]

**Attachment V4
STAR Kids Claims Adjudication
SFY22 Q3
SFY22 Q4 Report
(Blanks = No Data Available)**

[illegible]

**Attachment V4
STAR Kids Claims Adjudication
SFY22 Q3
SFY22 Q4 Report
(Blanks = No Data Available)**

[illegible]

Attachment V4
STAR Kids Claims Adjudication
SFY22 Q3
SFY22 Q4 Report
(Blanks = No Data Available)

[illegible]

Attachment V4
STAR Kids Claims Adjudication
SFY22 Q3
SFY22 Q4 Report
(Blanks = No Data Available)

[illegible]

**Attachment V4
STAR Kids Claims Adjudication
SFY22 Q3
SFY22 Q4 Report
(Blanks = No Data Available)**

[illegible]

Attachment V4
STAR Kids Claims Adjudication
SFY22 Q3
SFY22 Q4 Report
(Blanks = No Data Available)

[illegible]

Attachment V4
STAR Kids Claims Adjudication
SFY22 Q3
SFY22 Q4 Report
(Blanks = No Data Available)

MCO	Vision Services Claims								
	% Appealed Adjusted within 30 Days (98% SDT)								
	Quarter 1			Quarter 2			Quarter 3		
	Sept	Oct	Nov	Dec	Jan	Feb	Mar	April	May
Aenta						100%			
Driscoll Children's						100%			
Superior			100%	100%		100%			100%
Texas Children's						100%	100%	100%	
United						100%		100%	

Attachment V4
STAR Kids Claims Adjudication
SFY22 Q3
SFY22 Q4 Report
(Blanks = No Data Available)

MCO	Vision Services Claims								
	% Clean Adjudicated within 30 Days (98% STD)								
	Quarter 1			Quarter 2			Quarter 3		
	Sept	Oct	Nov	Dec	Jan	Feb	Mar	April	May
Aetna	100%	100%	100%	100%	100%	100%	100%	100%	99%
Amerigroup	100%	100%	100%	100%	100%	100%	100%	100%	100%
BCBS	100%	100%	100%	100%	100%	100%	100%	100%	100%
Children's Medical Center									
Community First	100%	100%	100%	100%	100%	100%	100%	100%	100%
Cook Children's	100%	100%	100%	100%	100%	100%	100%		100%
Driscoll Children's	100%	100%	100%	100%	100%	100%	100%	100%	100%
Superior	100%	100%	100%	100%	100%	100%	100%	100%	100%
Texas Children's	100%	100%	100%	100%	100%	100%	100%	100%	100%
United	99%	100%	100%	99%	100%	100%	100%	100%	100%

Attachment V4
STAR Kids Claims Adjudication
SFY22 Q3
SFY22 Q4 Report
(Blanks = No Data Available)

[illegible]

Attachment V4
STAR Kids Claims Adjudication
SFY22 Q3
SFY22 Q4 Report
(Blanks = No Data Available)

[illegible]

Attachment V4
STAR Kids Claims Adjudication
SFY22 Q3
SFY22 Q4 Report
(Blanks = No Data Available)

[illegible]

Attachment V4
STAR Kids Claims Adjudication
SFY22 Q3
SFY22 Q4 Report
(Blanks = No Data Available)

[illegible]

Attachment V4
STAR Kids Claims Adjudication
SFY22 Q3
SFY22 Q4 Report
(Blanks = No Data Available)

[illegible]

**Attachment V4
STAR Kids Claims Adjudication
SFY22 Q3
SFY22 Q4 Report
(Blanks = No Data Available)**

[illegible]

DSRIP Provider Summary - April DY11

RHP	TPI	Provider Name	Provider Type
1	111411803	Anderson Cherokee Community MHMR Center (Community Mental Health Center
1	138365512	Andrews Center	Community Mental Health Center
1	387515501	Athens Hospital LLC	Hospital
1	136367307	Burke Center	Community Mental Health Center
1	387663301	Carthage Hospital LLC	Hospital
1	366812101	Christus Hopkins Health Alliance	Hospital
1	130862905	East Texas Medical Center Clarksville	Hospital
1	168447401	East Texas Medical Center Gilmer	Hospital
1	136140407	East Texas Medical Center Mount Vernon	Hospital
1	121817401	East Texas Medical Center Trinity	Hospital
1	137319306	East Texas Medical Center- Crockett	Hospital
1	376537203	Fairfield Hospital District dba Freestone Medical	Hospital
1	330811601	Fannin County Hosp Auth dba TMC Bonham Hos	Hospital
1	387377001	Henderson Hospital LLC	Hospital
1	131038504	Hunt Mem Hosp Dist dba Hunt Reg Med Ctr Gree	Hospital
1	387381201	Jacksonville Hospital LLC	Hospital
1	121988304	Lakes Regional MHMR Center	Community Mental Health Center
1	084434201	MHMR SVCS of Texoma	Community Mental Health Center
1	094108002	Mother Frances Hospital Regional Healthcare Ce	Hospital
1	138360606	Northeast Texas Public Health District	Local Health Department
1	140425362	Paris Lamar County Health Department	Local Health Department
1	388696201	Pittsburg Hospital LLC	Hospital
1	388701003	Quitman Hospital LLC	Hospital
1	137921608	Sabine Valley Reg MHMR Ctr dba Community He	Community Mental Health Center
1	112667403	The Good Shepherd Hospital dba Good Shepherc	Hospital
1	138913209	Titus County Memorial Hospital dba Titus Region	Hospital
1	388347201	Tyler Regional Hospital LLC	Hospital
1	127278302	University of Texas Health Center at Tyler	Physician Practice Affiliated with an A-
2	130983309	Angelina County & Cities Health District	Local Health Department
2	121805903	Angleton Danbury Medical Center	Hospital
2	094148602	Baptist Hosp of SE TX dba Mem Hermann Bapt B	Hospital
2	112671602	Brazosport Regional Health System	Hospital
2	136367307	Burke Center	Community Mental Health Center
2	138296208	Christus Health Southeast Tx dba Christus St. Eliz	Hospital
2	019053001	Coastal Health Wellness	Local Health Department
2	284333604	Liberty-Dayton Regional Medical Center LLC	Hospital
2	139172412	Memorial Medical Center Lufkin	Hospital
2	131030203	Nacogdoches County Hospital District	Hospital
2	200683501	Preferred Hospital Leasing Hemphill Inc	Hospital
2	096166602	Spindletop Center	Community Mental Health Center
2	135222109	The Gulf Coast Center	Community Mental Health Center
2	081844501	Tri-County Behavioral Healthcare	Community Mental Health Center
2	136381405	Tyler County Hospital	Hospital
2	094092602	University of Texas Medical Branch - Galveston	Hospital

2	109372601	University of Texas Medical Branch - Galveston	Physician Practice Affiliated with an A-
2	094164302	Woodland Heights Medical Center	Hospital
3	082006001	Baylor College of Medicine Grants and Contracts	Physician Practice Affiliated with an A-
3	020993401	Bayside Community Hospital	Hospital
3	020817501	CHCA Bayshore LP dba Bayshore Medical Center	Hospital
3	094187402	CHCA West Houston LP dba West Houston Medical Center	Hospital
3	093774008	City of Houston	Local Health Department
3	135033210	Columbus Community Hospital	Hospital
3	311054601	El Campo Memorial Hospital	Hospital
3	296760601	Fort Bend County	Local Health Department
3	135254407	Gulf Bend MHMR Center	Community Mental Health Center
3	133355104	Harris County Hospital District	Hospital
3	158771901	Harris County Public Health & Environmental Services	Local Health Department
3	137949705	Houston Methodist Hospital	Hospital
3	130959304	Matagorda County Hospital District dba Matagorda Hospital	Hospital
3	137805107	Memorial Hermann Hospital Southwest dba Memorial Hermann Hospital	Hospital
3	020834001	Memorial Hermann Hospital System (The Woodlands)	Hospital
3	137909111	Memorial Medical Center	Hospital
3	140713201	Methodist Willowbrook	Hospital
3	377705401	North Houston-TRMC LLC dba Tomball Regional Medical Center	Hospital
3	127303903	Oak Bend Medical Center	Hospital
3	212060201	Rice Medical Center	Hospital
3	096166602	Spindletop Center	Community Mental Health Center
3	181706601	St Joseph Medical Center LLC	Hospital
3	127300503	St. Luke's Episcopal Hospital	Hospital
3	081522701	Texana Center	Community Mental Health Center
3	139135109	Texas Children's Hospital	Hospital
3	113180703	The Harris Center for Mental Health and IDD	Community Mental Health Center
3	112672402	UT MD Anderson Cancer Center	Hospital
3	111810101	Univ of Tx HSC at Houston-UTHSC Sponsored Program	Physician Practice Affiliated with an A-
4	126844305	Bluebonnet Trails Community MHMR Center dba Bluebonnet Trails	Community Mental Health Center
4	136436606	CHRISTUS Spohn Hospital Kleberg	Hospital
4	121990904	Camino Real Community Services	Community Mental Health Center
4	094222903	Christus Spohn Hospital Alice	Hospital
4	020811801	Christus Spohn Hospital Beeville	Hospital
4	130958505	City of Corpus Christi Nueces County Public Health	Local Health Department
4	080368601	Coastal Plains Community MHMR Center	Community Mental Health Center
4	020973601	Corpus Christi Medical Center	Hospital
4	137907508	County of Victoria dba Citizens Medical Center	Hospital
4	138911619	Cuero Community Hospital	Hospital
4	094118902	DeTar Hospital (Victoria of Tx)	Hospital
4	132812205	Driscoll Children's Hospital	Hospital
4	121785303	Gonzales County Hospital District DBA Memorial Hospital	Hospital
4	135254407	Gulf Bend MHMR Center	Community Mental Health Center
4	121808305	Jackson County Hospital	Hospital
4	136412710	Karnes County Hospital District dba Otto Kaiser Memorial Hospital	Hospital
4	135233809	Lavaca Medical Center	Hospital

4	130958511	Nueces County	Local Health Department
4	138305109	Nueces County MHMR Community Ctr dba Beha	Community Mental Health Center
4	020991801	Refugio County Memorial Hospital	Hospital
4	121775403	Spohn Health System dba Spohn Memorial Hosp	Hospital
4	112673204	Yoakum Community Hospital	Hospital
5	121989102	Border Region MHMR Community Center	Community Mental Health Center
5	112716902	Columbia Rio Grande Healthcare dba Rio Grande	Hospital
5	020947001	Columbia Valley Regional Medical Center	Hospital
5	160709501	Doctor's Hospital at Renaissance	Hospital
5	132812205	Driscoll Children's Hospital	Hospital
5	154504801	Harlingen Medical Center	Hospital
5	135035706	Knapp Medical Center	Hospital
5	094113001	McAllen Hospitals LP dba Edinburg Regional Mec	Hospital
5	136332705	Starr County Memorial Hospital	Hospital
5	138708601	Tropical Texas Behavioral Health	Community Mental Health Center
5	085144601	University of Texas Health Science Center SA	Physician Practice Affiliated with an At
5	343698201	University of Tx Rio Grande Valle	Physician Practice Affiliated with an At
5	111810101	Unv of Tx HSC at Houston-UTHSC Sponsored Proj	Physician Practice Affiliated with an At
6	159156201	Baptist Medical Center (VHS San Antonio Partner	Hospital
6	126844305	Bluebonnet Trails Community MHMR Center dba	Community Mental Health Center
6	020844903	CHRISTUS Santa Rosa Health Care (Children's Ho	Hospital
6	020844901	CHRISTUS Santa Rosa Hospital	Hospital
6	121990904	Camino Real Community Services	Community Mental Health Center
6	091308902	City of San Antonio Health Department	Local Health Department
6	092414401	Community Medicine Associates	Physician Practice not Affiliated with a
6	425956601	DSHS (Texas Center for Infectious Disease)	Hospital
6	217884004	Dimmit County Memorial Hospital	Hospital
6	112688004	Frio Regional Hospital	Hospital
6	138411709	Guadalupe County Hospital Board dba Guadalupe	Hospital
6	133340307	Hill Country Community MHMR dba hill Country	Community Mental Health Center
6	136430906	Hill Country Memorial Hospital	Hospital
6	212140201	Medina County Hospital District dba Medina Reg	Hospital
6	094154402	Methodist Hlthcare Sys of SA Southwest Texas M	Hospital
6	297342201	Nix Hospitals System LLC dba Nix Health Care Sys	Hospital
6	127294003	Sid Peterson Memorial Hospital dba Peterson Re	Hospital
6	136491104	Southwest General Hospital	Hospital
6	112742503	Southwest Mental Hlth Ctr (Clarity Child Guidanc	Hospital
6	137251808	The Center for Health Care Services	Community Mental Health Center
6	136141205	University Health System (Bexar County Hospita	Hospital
6	085144601	University of Texas Health Science Center SA	Physician Practice Affiliated with an At
6	121782009	Uvalde County Hosp Authority dba Uvalde Mem	Hospital
6	119877204	Val Verde Regional Medical Center	Hospital
6	135151206	Wilson County Mem Hosp Floresville dba Conally	Hospital
7	133542405	Austin Travis County MHMR Center	Community Mental Health Center
7	126844305	Bluebonnet Trails Community MHMR Center dba	Community Mental Health Center
7	415580601	Christus Santa Rosa Health Care Corporation	Hospital
7	344398801	City of Austin	Local Health Department

7 307459301	Community Care Collaborative	Physician Practice not Affiliated with a
7 133340307	Hill Country Community MHMR dba hill Country	Community Mental Health Center
7 137265806	Seton Family of Hospitals Dell Seton Med Ctr @L	Hospital
7 186599001	Seton Healthcare dba Dell Children's Medical Cer	Hospital
7 112717702	St David's Hlthcare Partnership dba South Austin	Hospital
7 176692501	St. Mark's Medical Center	Hospital
8 088334001	Bell County Public Health District	Local Health Department
8 126844305	Bluebonnet Trails Community MHMR Center dba	Community Mental Health Center
8 192622201	Cedar Park Health System, LP dba Cedar Park Re	Hospital
8 081771001	Central Counties Center for MHMR Services	Community Mental Health Center
8 133339505	Central Texas MHMR	Community Mental Health Center
8 312239201	HH Killeen Hlth Sytm LLC dba Seton Med Ctr Harl	Hospital
8 133340307	Hill Country Community MHMR dba hill Country	Community Mental Health Center
8 094119702	Metroplex Health System	Hospital
8 183086102	Rockdale Blackhawk, LLC dba Little River Healthc	Hospital
8 220798701	Scott & White Hospital - Llano	Hospital
8 353712801	Scott & White Hospital - Marble Falls	Hospital
8 137249208	Scott & White Memorial Hospital c/o State Com	Hospital
8 094151004	Seton Highland Lakes	Hospital
8 020957901	St David's Hlthcare Partnership dba Round Rock	Hospital
8 126936702	Williamson County & Cities Health District	Local Health Department
9 362293801	BT Garland JV LLP	Hospital
9 121776205	Baylor Medical Center At Irving	Hospital
9 344925801	Baylor Medical Center at Carrollton	Hospital
9 139485012	Baylor University Medical Center	Hospital
9 138910807	Children's Medical Center of Dallas	Hospital
9 020943901	Columbia Hosp at Med City Dallas Subsid dba Me	Hospital
9 111905902	Columbia Medical Center of Denton dba Denton	Hospital
9 020979302	Columbia Medical Center of Las Colinas Inc dba L	Hospital
9 094192402	Columbia Medical Center of Lewisville dba Medi	Hospital
9 121758005	Dallas County	Local Health Department
9 127295703	Dallas County Hospital District dba Parkland Heal	Hospital
9 135234606	Denton County MHMR Center	Community Mental Health Center
9 136360803	Denton County dba Denton County Health Depa	Local Health Department
9 121988304	Lakes Regional MHMR Center	Community Mental Health Center
9 126679303	Methodist Hosp of Dallas Methodist Charlton Me	Hospital
9 135032405	Methodist Hosp of Dallas Methodist Dallas Med	Hospital
9 209345201	Methodist Hosp of Dallas dba Methodist Richard	Hospital
9 137252607	Metrocare Services	Community Mental Health Center
9 391575301	Pipeline East Dallas LLC dba City Hospital White F	Hospital
9 020908201	Presbyterian Hospital Of Dallas (TX Health Resou	Hospital
9 009784201	TAMUS Health Science Center dba Baylor College	Physician Practice Affiliated with an At
9 020967802	Texas Health Presbyterian Hospital Denton Presk	Hospital
9 094140302	Texas Health Presbyterian Hospital Kaufman dba	Hospital
9 094379701	Timberlawn Mental Health System	Hospital
9 126686802	UT Southwestern Medical Center at Dallas	Physician Practice Affiliated with an At
9 175287501	University of Texas Southwestern St Paul Univer	Hospital

10 360106401	Acclaim Physician Group Inc	Physician Practice not Affiliated with a
10 135036506	Baylor All Saints Medical Center	Hospital
10 138910807	Children's Medical Center of Dallas	Hospital
10 020950401	Columbia Medical Ctr of Arlington dba Med Ctr A	Hospital
10 094105602	Columbia North Hills Hospital dba North Hills Ho	Hospital
10 094193202	Columbia Plaza Medical Center of Fort Worth db	Hospital
10 021184901	Cook-Fort Worth Children's Medical Center	Hospital
10 130606006	Decatur Community Hospital (Wise Reg Health S	Hospital
10 216719901	Glen Rose Medical Center	Hospital
10 112677302	Harris Methodist Fort Worth Hospital	Hospital
10 127304703	Harris Methodist Northwest Hosp (Azle)	Hospital
10 120726804	Harris Methodist Southwest Hospital	Hospital
10 127373205	Helen Farabee Centers	Community Mental Health Center
10 121988304	Lakes Regional MHMR Center	Community Mental Health Center
10 081599501	MHMR of Tarrant County	Community Mental Health Center
10 186221101	Methodist Mansfield Medical Center	Hospital
10 121822403	PRHC-Ennis, L.P. dba Ennis Regional Medical Cen	Hospital
10 130724106	Pecan Valley MHMR Region dba Pecan Valley Ce	Community Mental Health Center
10 083149703	Tarrant County	Local Health Department
10 126675104	Tarrant County Hospital District dba JPS Health N	Hospital
10 130614405	Texas Health Arlington Memorial Hospital	Hospital
10 121794503	Texas Health Harris Mehodist Hospital Stephenvi	Hospital
10 136326908	Texas Health Harris Methodist HEB	Hospital
10 316296801	Texas Health Harris Methodist Hospital Alliance	Hospital
10 131036903	Texas Health Harris Methodist Hospital Cleburne	Hospital
10 314080801	Texas Health Huguley INC dba Huguley Memori	Hospital
10 138980111	UNTHSC at Fort Worth	Physician Practice Affiliated with an A-
10 126686802	UT Southwestern Medical Center at Dallas	Physician Practice Affiliated with an A-
10 206106101	Wise Clinical Care Associates	Physician Practice not Affiliated with a
11 133338707	Abilene Regional MHMR dba Hardwick Center	Community Mental Health Center
11 364187001	Anson General Hospital	Hospital
11 133339505	Central Texas MHMR	Community Mental Health Center
11 281406304	Comanche County Medical Center Company	Hospital
11 137074409	Eastland Memorial Hospital	Hospital
11 112692202	Fisher County Hospital	Hospital
11 094131202	Hamlin Memorial Hospital	Physician Practice not Affiliated with a
11 112702904	Haskell Memorial Hospital	Hospital
11 127373205	Helen Farabee Centers	Community Mental Health Center
11 138644310	Hendrick Medical Center	Hospital
11 121053602	Knox County Hospital District dba Knox County H	Hospital
11 136325111	Mitchell County Hospital District dba Mitchell Co	Hospital
11 138950412	Palo Pinto Co Hosp Dist dba Palo Pinto Gen Hosp	Hospital
11 130724106	Pecan Valley MHMR Region dba Pecan Valley Ce	Community Mental Health Center
11 133244705	Rolling Plains Memorial Hospital	Hospital
11 406583101	Stamford Hosp Dist dba Stamford Family Health	Physician Practice not Affiliated with a
11 337991901	Stephens Memorial Hospital dba Stephens Count	Hospital
11 020992601	Stonewall Memorial Hospital	Hospital

11 130725806	West Texas Centers for MHMR	Community Mental Health Center
12 322879301	Baptist St. Anthony's Health System	Hospital
12 127374005	Central Plains Center for Mental Health Mental F	Community Mental Health Center
12 133250406	Childress County Hospital District dba Childress F	Hospital
12 065100201	City of Amarillo	Local Health Department
12 139461107	Covenant Health System dba Covenant Medical (Hospital
12 136330112	D. M. Cogdell Memorial Hospital (Scurry County)	Hospital
12 130826407	Dallam-Hartley Counties Hosp District dba Coon	Hospital
12 133544006	Deaf Smith County Hospital District dba Hereforc	Hospital
12 197063401	GPCH LLC dba Golden Plains Community Hospita	Hospital
12 094117105	Hansford County Hospital District	Hospital
12 127373205	Helen Farabee Centers	Community Mental Health Center
12 109588703	Hemphill County Hospital District	Hospital
12 127313803	Lamb Healthcare Center	Hospital
12 126667806	Lockney Gen Hosp Dist (W.J. Mangold Mem Hos	Hospital
12 137999206	Lubbock County Hospital District dba University I	Hospital
12 281514401	Lubbock Heritage Hospital dba Grace Medical Ce	Hospital
12 136492909	Lubbock Regional MHMR Center dba Sunrise Car	Hospital
12 084897001	Lubbock Regional MHMR Ctr dba StarCare Specia	Community Mental Health Center
12 094180903	Lynn County Hospital District	Hospital
12 189947801	Medical Arts Hospital	Hospital
12 127319504	Methodist Children's Hosp dba Covenant Childre	Hospital
12 094129604	Moore County Hospital District dba Memorial Hc	Hospital
12 112704504	Ochiltree General Hospital	Hospital
12 137343308	Parmer County Community Hospital	Hospital
12 136142011	Plains Memorial Hospital DSH Acct (Castro Count	Hospital
12 126840107	Preferred Hosp Leasing, Inc. dba Collingsworth G	Hospital
12 350190001	Preferred Hospital Leasing Muleshoe Inc	Hospital
12 308032701	Prime Healthcare Services - Pampa, LLC dba Pam	Hospital
12 094121303	Seminole HD of Gaines Co dba Memorial Hospita	Hospital
12 316076401	Swisher Memorial Healthcare System, dba Swish	Hospital
12 130618504	Terry Memorial Hospital District Brownfield Regi	Hospital
12 127378105	Texas Panhandle Mental Health Mental Retardat	Community Mental Health Center
12 084563802	Texas Tech University Health Sciences Center AM	Physician Practice Affiliated with an A-
12 084599202	Texas Tech University Health Sciences Center Off	Physician Practice Affiliated with an A-
12 137245009	UHS @ Amarillo Inc dba Northwest Texas Health	Hospital
12 079877902	UMC Physician Network Services	Physician Practice not Affiliated with a
12 130725806	West Texas Centers for MHMR	Community Mental Health Center
12 137227806	Yoakum County dba Yoakum County Hospital	Hospital
13 130089906	Ballinger Memorial Hospital	Hospital
13 133339505	Central Texas MHMR	Community Mental Health Center
13 022793601	City of San Angelo	Local Health Department
13 316360201	Coleman County Medical Center	Hospital
13 091770005	Concho County Hospital	Hospital
13 133340307	Hill Country Community MHMR dba hill Country	Community Mental Health Center
13 121781205	L M Hudspeth Memorial Hospital	Hospital
13 109483102	MHMR Svcs for the Concho Valley	Community Mental Health Center

13 322916301	McCulloch County Hospital District dba Heart of Hospital	Hospital
13 020989201	North Runnels Hospital	Hospital
13 130616909	Pecos County Memorial Hospital	Hospital
13 138364813	Permian Basin Community Centers	Community Mental Health Center
13 179272301	Preferred Hosp Leasing Eldorado, Inc. dba Schleic Hospital	Hospital
13 206083201	Preferred Hosp Leasing Junction Inc. dba Kimble Hospital	Hospital
13 121806703	Reagan Hosp District dba Reagan Memorial Hosp Hospital	Hospital
13 137226005	Shannon Medical Center	Hospital
13 130725806	West Texas Centers for MHMR	Community Mental Health Center
14 176354201	Culberson Hospital	Hospital
14 135235306	Ector County Hospital District dba Medical Cente Hospital	Hospital
14 136145310	Martin County Hospital District	Hospital
14 094172602	McCamey Hospital and Convalescent Center	Hospital
14 136143806	Midland County Hospital District dba Midland M Hospital	Hospital
14 112711003	Odessa Regional Medical Center	Hospital
14 138364813	Permian Basin Community Centers	Community Mental Health Center
14 127298107	Permian Regional Medical Center	Hospital
14 112684904	Reeves County Hospital	Hospital
14 081939301	Texas Tech University Health Sciences Center Od Physician Practice Affiliated with an A-	
14 130725806	West Texas Centers for MHMR	Community Mental Health Center
14 402628801	Winkler County Memorial Hospital	Hospital
15 065086301	City of El Paso dba City of El Paso Department of Local Health Department	
15 291854201	El Paso Children's Hospital	Hospital
15 138951211	El Paso Co Hosp Dist - University Medical Center Hospital	Hospital
15 127376505	El Paso Community MHMR dba Emergence Healt Community Mental Health Center	
15 094109802	El Paso Healthcare System Ltd dba Las Palmas M Hospital	Hospital
15 196829901	Sierra Providence East Medical Center	Hospital
15 130601104	Tenet Hospital Limited dba Providence Memoria Hospital	Hospital
15 084597603	Texas Tech University Health Sciences Center EL Physician Practice Affiliated with an A-	
16 401736001	Bosque County Hospital District	Hospital
16 081771001	Central Counties Center for MHMR Services	Community Mental Health Center
16 134772611	Coryell County Memorial Hospital Authority dba Hospital	Hospital
16 121792903	Hamilton County Hospital District dba Family Pra Hospital	Hospital
16 084859002	Heart of Texas Region MH & MR Center	Community Mental Health Center
16 138962907	Hillcrest Baptist Medical Center	Hospital
16 140714001	Limestone Medical Center dba Limestone Medic Hospital	Hospital
16 111829102	Providence Health Services of Waco dba Provide Hospital	Hospital
17 130982504	Brazos Co Treasurer (Brazos County Health Depa Local Health Department	
17 020841501	Conroe Regional Medical Center	Hospital
17 136366507	MHMR Authority of Brazos Valley	Community Mental Health Center
17 311035501	Montgomery County Public Health District	Local Health Department
17 135226205	Scott & White Hospital Brenham	Hospital
17 326725404	Scott & White Hospital College Station	Hospital
17 020860501	St Joseph Regional Health Center dba CHI St Jose Hospital	Hospital
17 127267603	St. Joseph Regional Health Center	Hospital
17 160630301	St. Luke's Community Health Srvs (The Woodlan Hospital	Hospital
17 198523601	The TX A&M Unv Systm Hlth Science Cent dba Tx Physician Practice Affiliated with an A-	

17 081844501	Tri-County Behavioral Healthcare	Community Mental Health Center
17 189791001	Walker County Hosp Corp. dba Huntsville Memo	Hospital
18 283637101	Brock Lawson Pierce MD	Physician Practice not Affiliated with a
18 138910807	Children's Medical Center of Dallas	Hospital
18 084001901	Collin County MHMR dba LifePath Systems	Community Mental Health Center
18 121988304	Lakes Regional MHMR Center	Community Mental Health Center
18 084434201	MHMR SVCS of Texoma	Community Mental Health Center
18 179917301	Rockwall County Helping Hands Inc	Physician Practice not Affiliated with a
18 169553801	Tenet Frisco Ltd dba Centennial Medical Center	Hospital
18 194997601	UHS Texoma, Inc. dba Texoma Medical Center	Hospital
18 126686802	UT Southwestern Medical Center at Dallas	Physician Practice Affiliated with an Al-
19 127305405	Bowie Memorial Hospital	Hospital
19 094138703	Clay County Memorial Hospital	Hospital
19 135034009	Electra Memorial Hospital	Hospital
19 396650901	Gainesville Memorial Hospital (North Texas Med	Hospital
19 346945401	Graham Hospital District	Hospital
19 127373205	Helen Farabee Centers	Community Mental Health Center
19 119874904	Jack County Hospital District dba Faith Communi	Hospital
19 084434201	MHMR SVCS of Texoma	Community Mental Health Center
19 127310404	Nocona Hospital District dba Nocona Gen Hosp	Hospital
19 110856504	Olney Hamilton Hospital District dba Hamilton H	Hospital
19 138353107	Seymour Hospital	Hospital
19 088189803	Throckmorton County Memorial Hospital	Hospital
19 135237906	United Regional Health Care System	Hospital
19 112707808	Wilbarger General Hospital	Hospital
20 121989102	Border Region MHMR Community Center	Community Mental Health Center
20 121990904	Camino Real Community Services	Community Mental Health Center
20 137917402	City of Laredo	Local Health Department
20 132812205	Driscoll Children's Hospital	Hospital
20 094186602	Laredo Reg Med Ctr dba Doctor's Hospital of Lari	Hospital
20 162033801	Laredo Texas Hosp Co dba Laredo Medical Cente	Hospital
20 137908303	Maverick County Hospital District	Local Health Department
20 085144601	University of Texas Health Science Center SA	Physician Practice Affiliated with an Al-

[illegible]

[illegible]

[illegible]

[illegible]

[illegible]

[illegible]

[illegible]

Provider Summary

Although RHP 1 continues to experience higher than the State average of chronic health conditions, local activities The Andrews Center continues to focus on the DSRIP projects while also fully implementing our Certified Commur UT Health Athens has been very successful with the DSRIP measures in Cat C. We have seen some decline in our p Provider reports under their home region. Please see the Provider Summary Report under RHP 2.

UT Health Carthage has struggled with the DSRIP this past demonstration year. We have seen a significant decline FY Year 11, our teams were still dealing with COVID patients in our clinics and hospital. Our number of COVID case Provider has withdrawn from DSRIP.

Provider has withdrawn from DSRIP.

Provider has withdrawn from DSRIP.

Provider has withdrawn from DSRIP.

Provider has withdrawn from DSRIP.

Many of the patients seen in Freestone Medical Centers Emergency Department use the ED as their source for pri TMC Bonham Hospital has operated a primary care clinic since 2009 providing additional primary care access using UT Health Henderson encountered some obstacles this past demonstration year. The clinic experienced manageri Demonstration Year 11 Executive Summary Hunt Regional Medical Center (HRMC) overarching aim is to provide UT Health Jacksonville has overall been successful with DSRIP this past demonstration year. We did see a slight de Provider reports under their home region. Please see the Provider Summary Report under RHP 9.

Provider reports under their home region. Please see the Provider Summary Report under RHP 18.

DY11 reporting for calendar year 11 had a couple of factors that simply did not change. The largest impact was or The Northeast Texas Public Health District (NET Health) Center for Healthy Living (Center) is in its eighth year of o The Paris-Lamar County Health District clinical staff continues to work at improving the overall health and wellnes UT Health Pittsburg has continued to have clinician changes this past demonstration year. Because of these chang UT Health Quitman has been moderately successful with DSRIP this past demonstration year. They did see some r As noted in DY10 R2 reporting, Community Healthcare continues to analyze structured data elements to collect th CHRISTUS Good Shepherd Hospital both in Longview and Marshall worked extremely hard to maintain high quality Titus County has experienced five surges of COVID in the past twenty-four months (the majority of Texas has seen UT Health Tyler has been successful with DSRIP this past demonstration year. The Canton location previously unde University of Texas Health Science Center at Tyler (UTHSCT) continues to focus on outcome reporting while focusi The Angelina County & Cities Health District has maintained quality management efforts to ensure DSRIP perform Provider was acquired by University of Texas Medical Branch - Galveston (094092602). Please see the Provider Su Baptist Hospitals of Southeast Texas (BHSET) utilizes a strong multidisciplinary team approach in order to meet its In DY11 Round 1 reporting, CHI Brazosport Hospital has completed the Cat C reporting as well as the Related Stra Burke continues efforts to align with the CCBHC model of care, as is one of our core activities. Burke continued to CHRISTUS Hospital St. Elizabeth, a 431-bed hospital in Beaumont, is the regional leader in spine and orthopedics, c The overall goal for the DSRIP DY11 funding for Coastal Health & Wellness is to increase access to primary care sei Liberty Dayton Regional Medical Center has continued to both face and overcome the struggles and challenges du St. Luke Health Memorial has utilized the CY21 data to further improve our various metrics within our facilities. A Nacogdoches Memorial Hospital continues to develop and adopt new and better policies with the goal of improve Preferred Hospital Leasing Hemphill, Inc. continues to work to develop capacity to track and improve DSRIP metric Spindletop Center continues to focus on improving processes implemented through DSRIP and now through BHS C The Gulf Coast Center (GCC), a Region 2 provider, is a Certified Community Behavioral Health Clinic and governme Provider reports under their home region. Please see the Provider Summary Report under RHP 17.

PY4 data for K1-268 is being reported for DY11 round 1. As noted on the Category C template, a decrease in patie UTMB has put significant time, effort and resources into building the analytics platform to support all Category C e

Provider merged with University of Texas Medical Branch - Galveston (094092602) for DY7-10 DSRIP activities. Please see the Provider Summary Report under RHP 4. Woodland Heights Medical Center is a 149-bed hospital facility serving the Lufkin, Texas community. The hospital's mission is to extend Texas Medical Center quality primary preventive health care including family medicine. The provider has withdrawn from DSRIP.

HCA Houston Healthcare Southeast (Southeast) completed DY10 in a great position. Southeast was successful in its mission. HCA Houston Healthcare West (West) did great achievements 2021, DY10. For Maternal Safety Measures Antenatal. The City of Houston is fully committed to transforming our service delivery to address the health issues within our community. Columbus Community Hospital (CCH) is a 40-bed hospital in Columbus, Texas serving a 25 square mile area and a large population. ECMH has continued to implement the K1 measure bundle. Providers are continuing to provide education to patients.

Executive Summary Fort Bend County continues to improve the delivery and experience of care. Provider reports under their home region. Please see the Provider Summary Report under RHP 4.

Harris Health's DSRIP goals are to transform healthcare delivery from a disease-focused model of episodic care to a patient-centered model. As a safety net provider and local health department for the unincorporated areas of Harris County and for certain parts of the city, Harris Health continues to challenge healthcare in the US and abroad, but it appears to be waning. At this time, MRMHC is finalizing the DSRIP reporting for the remaining DSRIP metrics to include the ambulatory measures which are currently being reported. Memorial Hermann Southwest 137805107 Memorial Hermann Health System (MHHS) is the largest not-for-profit hospital in the Houston area. Memorial Hermann The Woodlands 020834001 Memorial Hermann Health System (MHHS) is the largest not-for-profit hospital in the Houston area. Memorial Medical Center has completed CAT C reporting for the two objectives, C-1 Healthy Texans and C-2 Cancer. The COVID pandemic continues to challenge healthcare in the US and abroad, but it appears to be waning. At this time, since 1976, HCA Houston Healthcare Tomball (HHH Tomball) has provided quality healthcare to the northwest Houston area. Oak Bend Medical Center is the largest full service healthcare facility in Fort Bend County including three full service hospitals. Rice continues to provide ongoing support to diabetic patients through its Perfect Lifestyle program. Since the session, provider reports under their home region. Please see the Provider Summary Report under RHP 2.

SJMC continues to navigate the impact of COVID-19 and monitor and adapt to the situation as the need arises across the system. During DY11, St. Luke's Episcopal Hospital, now Baylor St. Luke's Medical Center (BSLMC) has been working on focusing on the Texas Center, including the Crisis Center project and primary care integration project continue to provide valuable services. Texas Children's (TCH) aims to implement system-level strategies leading to access to care, improve quality of care and reduce costs. During DY11 (01/01/2021 to 12/31/2021) reporting period we made a major Electronic Health Record conversion in the system. Summary of Core Activities April DY11 Round 1 UT MD Anderson Cancer Center has five core activities related to the DSRIP. This last year of DSRIP has been a mix of emotions as it has certainly been a year of uncertainty due to inadequate resources. Provider reports under their home region. Please see the Provider Summary Report under RHP 8.

136436606.2.3 SEPSIS This intervention consisted of implementing the Sepsis Management Bundles as treatment for sepsis. Provider reports under their home region. Please see the Provider Summary Report under RHP 6.

094222902.1.1 EXPAND PRIMARY CARE CAPACITY Spohn designed this project to increase the space, hours, and staff. 020811801.1.3 EXPAND PRIMARY CARE CAPACITY Spohn designed this project to increase primary care access and quality. Provider has withdrawn from DSRIP.

Coastal Plains Community Center operates 7 clinics that provide integrated primary care and substance use disorder services. Overall Approach and Accomplishments: Corpus Christi Medical Center (CCMC) had seven Round I Waiver projects. The ongoing Public Health Emergency- COVID 19- continued to have impact on our core activities in calendar year 2021. Provider has withdrawn from DSRIP.

The DeTar Family Medicine Residency program was one of the projects approved through the DSRIP program for its first year. All Driscoll Health System has continued the following projects into Rd2 DY10: Expand Specialty Care Capacity Project. Provider has withdrawn from DSRIP.

Gulf Bend Center (GBC) is the local Mental Health Authority (LMHA) and the Local Intellectual and Developmental Disabilities Authority. Our overall DSRIP Goal is to continue to serve the rather large Medicaid and LIU population of the county and provide quality care. Provider has withdrawn from DSRIP.

When reporting on our K1 measures for April Reporting DY11 Round 1, we fell under our All Payer baseline level for

The Corpus Christi-Nueces County Public Health District (CCNCPHD) provides clinical, laboratory, environmental and public health services. As a result of COVID-19, we faced many challenges. This included challenges for service delivery as well as impact on our operations. Refugio County Memorial Hospital, along with our data collection support team (i2i Tracks), have fine-tuned and improved our data collection process. 121775403.1.1 EXPAND PRIMARY CARE CAPACITY Spohn designed this project to increase the space, hours, and services at Yoakum Community Hospital. Yoakum Community Hospital has seen challenges and success during the Texas Transformation Waiver by participating in the program. Provider reports under their home region. Please see the Provider Summary Report under RHP 20.

Established in 1982, Rio Grande Regional Hospital (RGRH) has been providing quality care to the citizens of the Rio Grande Valley. Columbia Valley Regional Medical Center (CVRMC) licensed by the State of Texas as a 214-bed hospital. All requirements have been completed for DY11 Round 1 April reporting. DHR Health is not reporting on Category 4. Provider reports under their home region. Please see the Provider Summary Report under RHP 4.

Provider has withdrawn from DSRIP.

PROJECT OVERVIEW: ACCOMPLISHMENTS: Knapp Medical Center has seen successes in reducing complications from surgery. In DY11 Round 1 we are reporting on our category C metrics reflecting the CY2021 performance. Outside of this region, Starr County Hospital District dba Starr County Memorial Hospital is a small rural hospital located in South Texas. Starr County Memorial Hospital understands first-hand the importance of a sustainable financing strategies approved by the Center for Medicare and Medicaid Services. In DY10 our, RHP 5 project continued to work with UTHealth School of Public Health, Rio Grande State Center (RGSC) and The University of Texas Rio Grande Valley (UTRGV) is a school of medicine with a mission to train a new generation of healthcare providers. In DY10 our, RHP 5 project continued to work with Brownville Community Health Center (BCHC) and Hope Family Baptist Health System continues to invest in their transitional care management program with an emphasis on end-of-life care. Provider reports under their home region. Please see the Provider Summary Report under RHP 8.

The Children's Hospital of San Antonio (CHofSA) is a 249-bed academic children's hospital serving San Antonio, New Braunfels, and the surrounding areas. CHRISTUS Santa Rosa Health System (CSR), a Catholic, non-profit health system, is participating in two Core Activities. Camino Real Community Services continues to experience positive outcomes that came from the transformation of the system. San Antonio Metropolitan Health District (Metro Health) officially ended COVID-19 mass vaccination operations in January 2021. Metro Health merged with University Health System (136141205) for DY7-10 DSRIP activities. Please see the Provider Summary Report under RHP 8. DSRIP staff at the Texas Center for Infectious Disease (TCID), the San Antonio Metropolitan Health District Tuberculosis Program, and Dimmit Regional Hospital will continue to drive the expansion of patient care navigation and transition services. During 2021, Guadalupe Regional Medical Center (GRMC) continued its DSRIP initiatives. GRMC submitted performance data for 2021. Hill Country MHDD Centers has received CCBHC certification on December 29, 2021. With this certification our system is now a Certified Community Behavioral Health Center. Hill Country Memorial is committed to the 1115 Waiver program and the future of DPP's. HCM continues to strive for excellence. Medina County Hospital District dba Medina Regional Hospital continues to work to improve on the reported DY2 metrics. Methodist is pleased to report achievement of PY4 goals on many of its measures. Below is a summary of our progress. Provider has withdrawn from DSRIP.

COVID disrupters had challenges but did not effect our DSRIP project. The templates created to streamline efficiency and improve patient care. Texas Vista Medical Center (TVMC, formerly SWGH) continues to work with local first responders on several projects. Clarity CGC continues to focus on process improvements to enhance the quality, access and cost of pediatric behavioral health services. The Center for Health Care Services (CHCS) is a Community Mental Health Center (CMHC), and the State designated it as a Community Mental Health Center. University Health DSRIP Program Current Progress: -During 2021, University Health continued improvements to drive better outcomes. We have continued to use the DSRIP funds to develop and maintain the infrastructure, workflows, and a culture of continuous improvement. Provider Summary Report Uvalde Memorial Hospital (UMH) continues striving toward its DSRIP successes during the year. Val Verde Regional Medical Center (VVRMC) remains fully committed to its participation in the Delivery System Reform Incentive Program. In October we reported that we had received a resignation from the physician in our La Vernia location. We were able to find a replacement. In DY11, Integral Care continued to achieve gains through business process improvement, expansion of integrated services, and improved patient care. Provider reports under their home region. Please see the Provider Summary Report under RHP 8.

Santa Rosa Hospital San Marcos; (CSRH-SM) continues to operate its Chronic Care Management (CCM) program for patients with chronic conditions. As we near the end of DSRIP, we are reflecting on our accomplishments brought on by system reform. Some examples include:

Provider merged with Tarrant County Hospital District dba JPS Health Network (126675104) for DY7-10 DSRIP activities. The COVID-19 pandemic has still been the most impactful event as we close out DY10. BSWH, as one of the largest Provider reports under their home region. Please see the Provider Summary Report under RHP 9.

We continue to make improvements in Hospital safety to reduce hospital acquired infections and injury. For PY4, f We continue to make improvements in Hospital safety to reduce hospital acquired infections and injury. For PY4 f We continue to make improvements in Hospital safety to reduce hospital acquired infections and injury. For PY4, i Category A: Category A reporting tab is not available or eligible for reporting during DY11 Round 1. Category B: Cat During DY 11, Wise Health System has continued to change and grow into a delivery system that works to provide Our overall ER visits were up from 2020 as people began to travel again as tourist attractions reopened. Glen Rose Texas Health Fort Worth HELP program continues to manage chronic disease for uninsured patients with diabetes Healthy Education Lifestyle Program at Texas Health Azle identifies and assists uninsured patients with Diabetes, C Texas Health Southwest HELP program continues to manage chronic disease for uninsured patients with diabetes, Provider reports under their home region. Please see the Provider Summary Report under RHP 19.

Provider reports under their home region. Please see the Provider Summary Report under RHP 9.

MHMR Tarrant's primary DSRIP goal is to provide access to timely and effective whole-person behavioral health ca The provider's DSRIP activities continued to focus on emergency department navigation, despite continuing pande Ennis Regional Medical Center (ERMC) is an acute care general hospital located in Ellis County, Texas. The Ellis Cou Category A was not reported during DY11 Round 1 reporting in accordance with the April DY11 reporting compa TCPH has gone through some significant changes and transformations over the last two years with the ongoing pa JPS Health Network is the \$950 million tax-supported safety net healthcare system serving residents of Fort Worth We continue to maintain a holistic approach to providing care, attempting to identify and address the social deter Texas Health Stephenville HELP program continues to manage chronic disease for uninsured patients with diabete The Healthy Education Lifestyle Program continues to see patients who are uninsured with record number of pati Healthy Education Lifestyle Program at Texas Health Alliance identifies and assists uninsured patients with Diabete Healthy Education Lifestyle Program at Texas Health Cleburne identifies and assists uninsured patients with Diabe Texas Health Huguley has incorporated elements of HELP within the physician network primary care providers. Ad University of North Texas Health Science Center Overall Provider Executive Summary for Mid-Year DY11 October 1, Provider reports under their home region. Please see the Provider Summary Report under RHP 9.

Wise Health Clinics (WVHC) operates family and specialty physician clinics in Wise County and provides employment DY11 began with a pretty high numbers of COVID cases throughout the months of January and February in our are Provider has withdrawn from DSRIP.

As a Community Mental Health Center we continue to strive to meet the behavioral health needs of the communi Accomplishments: Access to health care is a core goal for Comanche County Medical Center (CCMC). During the p Eastland Memorial Hospital (EMH) continues to operate 2 RHCs in the county and recognizes these clinics as the p During this reporting period of CY 2021, although we still had many struggles r/t the Covid-19 pandemic, we seem As of August 1, 2019, we are now Hamlin Hospital District. We consist of Hamlin Medical Clinic and Hamlin Ambul Haskell Memorial Hospital chose to do the rural bundle to include monitoring, improving, and educating our patie Provider reports under their home region. Please see the Provider Summary Report under RHP 19.

Hendrick is now ready to report all Category C Measure PY4 outcomes, as well as Related Strategies. We start wor Provider has withdrawn from DSRIP.

Before the implementation of the DSRIP 1115 Waiver, Mitchell County Hospital made it a single minded purpose t Palo Pinto General Hospital (PPGH) is a Rural Hospital providing obstetrical care to the citizens of Palo Pinto Co Provider reports under their home region. Please see the Provider Summary Report under RHP 10.

RPMH continues to maintain primary care access to its Nolan County population. Provider has continued with the Provider has withdrawn from DSRIP.

Cat C, Stephens Memorial Hospital is reporting CY 2021 for the April DY11 reporting period. The quality team man Stonewall Memorial Hospital has continued to participate in the DSRIP program having selected the rural prevent;

Provider reports under their home region. Please see the Provider Summary Report under RHP 12.

We had modified the way we attempted to connect our patients without a PCP to a provider while keeping all other things the same. First of all, we are grateful for this additional year of DSRIP! CPC has fully integrated our BMI and tobacco screening into our EHR. Childress Regional Medical Center has made progress/achievements on each of our Category C projects during all reporting years. Public Health remains the lead agency responsible for COVID-19 response. However, we have returned to somewhat of our normal state. Covenant Medical Center was significantly impacted by participating and managing five measure bundles in the DSRIP program. The Provider has completed reporting on all DY10 reporting. With Cat C we have achieved our goals for PY 4 reporting. In DY11, we continued to experience change and growth within our hospital district, including losing another DSRIP project. DY11: 133544006.7.1: Cat A: The core activity chosen by DSCHD was Enhancement in coordination between primary care and specialty care. GPCH is proud of its participation in the DSRIP program and believes that its DSRIP projects have improved each district. Project 0941171051.1- The specialty Clinic space was completed in September 2013. We have been successful in reporting on all measures. Provider reports under their home region. Please see the Provider Summary Report under RHP 19.

Our year has been filled with many changes, challenges, and also accomplishments. We have implemented improvements in our care coordination department. The surge of COVID-19 during the late summer and through September affected operations during that time as well as our ability to provide care. WJ Mangold Memorial Hospital chose to focus on rural preventative care. With that, we make sure to record our care coordination department continues to evolve with our focus remaining on achieving our DSRIP quality measures. The Provider has withdrawn from DSRIP.

The following Provider Summary Report is submitted in accordance with the April DY11 Reporting Companion Document. The following Provider Summary Report is submitted in accordance with the April DY11 Reporting Companion Document. For Round 1 of DY11, Lynn County Hospital District is reporting on the following K1 Bundles: screening patients 18 and older for high blood pressure. Throughout COVID the last couple of years, many of our processes have changed out of necessity to meet our community's needs. Covenant Children's derived substantial value from DSRIP participation. As we faced internal and external challenges, we continue to involve staff and leadership team to better serve our community, by improve patient quality of care. Executive Summary of Ochiltree General Hospital's DSRIP Projects, We are report our DY11. 1/1/2021 through 12/31/2021. Parmer Medical Center continues to work to develop capacity to track and improve DSRIP metrics in Cat C through reporting. Castro County Hospital District that is made up of, Plains Memorial Hospital, Medical Center of Dimmitt and Wellbry Hospital. Collingsworth General Hospital (GCH) continues to work to develop capacity to track and improve DSRIP metrics in Cat C through reporting. Muleshoe Area Medical Center (MAMC) continues to work to develop capacity to track and improve DSRIP metrics in Cat C through reporting. PRMC continued providing services to all the surrounding communities and gray county throughout 2021. The 1st reporting year. The Provider has withdrawn from DSRIP.

We have been very fortunate and are proud to have been able to participate in the 1115 Waiver Program. The various reporting years. Terry Memorial Hospital District, dba Brownfield Regional Medical Center, is reporting achievement on Cat C measure. Texas Panhandle Centers (TPC), a Certified Community Behavioral Health Clinic (CCBHC) and DSRIP Performing Project ID: 084563802.7.1 We continue to strive for improvement in Bundle C1 Primary Care Prevention - Healthy Living. Texas Tech Physician practice continues to focus on improving patient care through DSRIP. We believe our record on reporting. In the final reporting cycle, Northwest Texas Healthcare System reported achievement on all Category C measures. The Provider merged with Lubbock County Hospital District dba University Medical Center (137999206) for DY7-10 DSRIP reporting. As West Texas Centers has begun Demonstration Year 11, WTC has been fairly successful in its participation in the DSRIP program. Yoakum County Hospital (YCH) in Denver City, Texas, is host to two rural health clinics, West Texas Medical Center and Ballinger Memorial Hospital District (BMHD) is a rural public hospital district in Runnels County Texas, a Medically underserved area. Provider reports under their home region. Please see the Provider Summary Report under RHP 11.

Calendar Year 2021 (CY21) proved to be a continuation of 2020 due to the ongoing COVID-19 Pandemic for the Santa Fe County Medical Center (CCMC) continues to work to develop capacity to track and improve DSRIP metrics in Cat C through reporting. This year has proved to be much harder than last year as COVID not only ramped up again but brought with it numerous challenges. Provider reports under their home region. Please see the Provider Summary Report under RHP 6.

We are utilizing the K1- Rural Preventative Care Bundle with the hopes of improving quality and delivering appropriate care. During CY22, MHMR Concho Valley (MHMRCV) continued its efforts on the core activities of reducing tobacco use and increasing physical activity.

For the past couple of years our hospital, like most across the nation, have struggled dealing with the effects of COVID-19. North Runnels Hospital is a 25-bed Critical Access Hospital. Our Hospital has made progress to expand services to Pecos County Memorial Hospital (PCMH) is a small rural county hospital located in Fort Stockton, Pecos County, Texas. Provider reports under their home region. Please see the Provider Summary Report under RHP 14.

Schleicher County Medical Center (SCMC) continues to work to develop capacity to track and improve DSRIP metrics. Preferred Hospital Leasing Junction, Inc., dba Kimble Hospital continues to work to develop capacity to track and improve DSRIP metrics. As most hospitals across the nation, our continued focus has been on the COVID-19 pandemic. We have worked to ensure the safety net hospital for the region, Shannon treats a number of patients that travel to Tom Green County for care. Provider reports under their home region. Please see the Provider Summary Report under RHP 12.

Culberson Hospital continues to work to develop capacity to track and improve DSRIP metrics in Cat C through provider reports. Ector County Hospital District continues to focus on its DSRIP initiatives while providing compassionate and high-quality care. Provider has withdrawn from DSRIP.

Provider has withdrawn from DSRIP.

This fiscal year (FY21) has no doubt fostered growth in our creativity, flexibility and critical thinking skills. Our plan for the future is to continue to improve our services. I am sorry to see DSRIP come to an end. We have been able to offer so many services for our low-income and uninsured patients. Permian Basin Community Centers d.b.a. PermianCare has operated with an enhanced service array throughout the year. We are continuing to follow CMS Covid standardized precautions and procedures to keep our patients safe. During the April reporting period, Reeves County Hospital District 112684904.7.1 is Reporting for Cat C during the April reporting period. We continue to improve our services. April 2022 Provider SummaryThe Permian Basin team remains focused on improving patient care and population health. Provider reports under their home region. Please see the Provider Summary Report under RHP 12.

Provider has withdrawn from DSRIP.

As the pandemic entered its third year, the City of El Paso Department of Public Health (CEPDH) upheld a leadership role in the DSRIP project is fully executed and is not part of our everyday culture. We have built several structures around the DSRIP project. Despite the COVID-19 complications and obstacles, the University Medical Center of El Paso continued to make strides in the DSRIP project. Emergence Health Network is reporting Category C Template for the April 2022 reporting period. Note, Categories C and D are not applicable. Las Palmas Del Sol is a 683 licensed bed multi-hospital system in El Paso, Texas that serves the El Paso Metropolitan Area. Sierra Providence East Medical Center (SPEMC) is a 182-bed acute care facility in El Paso, Texas. SPEMC provides a range of services. Providence Memorial Hospital (PMH) is a 480 bed acute care facility in El Paso, Texas. As previously noted, this license is not applicable. Texas Tech University Health Sciences Center El Paso (TTUHSC EP) is participating in the DSRIP extension DY7-11 as a Category C provider. The provider feels that the measure bundle we have selected, Rural Preventative Care bundle (K1), assists us with our mission. Provider reports under their home region. Please see the Provider Summary Report under RHP 8.

April DY11 Round 1: Coryell County Memorial Hospital Authority (DBA Coryell Health, CH) is a diverse, integrated health system. The 1115 Waiver DSRIP efforts to reform the delivery system for many people has been very successful in our region. For DY 11 our center has gone thru a major transformation as we officially earned Texas Certified Community Behavioral Health Clinic status. The COVID-19 pandemic has still been the most impactful event as we close out DY10. BSWH, as one of the largest providers in the region, has been successful in completing all PY4 milestones with full achievement of all measures. A major milestone was achieved during DY 11, the Brazos County Health District distributed free flu vaccine to clients that attended immunization clinics. HCA Houston Healthcare Conroe (HHH Conroe) formerly known as Conroe Regional Medical Center is a 360-bed, tertiary care hospital. We continue to operate our CAT A Core Activity 1 in expanding patient care navigation with our health care navigation team. Midway through DY11, Montgomery County Public Health District (MCPHD) had various changes in operations including the addition of a new facility. The COVID-19 pandemic has still been the most impactful event as we close out DY10. BSWH, as one of the largest providers in the region, has been successful in completing all PY4 milestones with full achievement of all measures. The COVID-19 pandemic has still been the most impactful event as we close out DY10. BSWH, as one of the largest providers in the region, has been successful in completing all PY4 milestones with full achievement of all measures. College Station Medical Center was acquired by CHI St. Joseph Regional Health in late 2019. College Station Medical Center is a 360-bed, tertiary care hospital. St. Joseph Health Regional created a DSRIP project plan in March of 2018. The plan was to create an ED Navigator and improve patient care. April DY11 Provider Summary - 160630301 Category A Core ActivitiesDuring DY11, CHI St. Luke's Health - The Woodlands was successful in completing all PY4 milestones with full achievement of all measures. Through our team-oriented, whole-person approach to patient care, we continue to deliver the individual project

As DSRIP funding comes to an end, this SAR summary reflects the Tri-County's transitional efforts to serve our behalf. Huntsville Memorial Hospital (HMH) has experienced a lot of restructuring during this reporting period and we believe. Our clinic is a private, office-based clinic, staffed by Ob/Gyn physicians, based in McKinney, Texas. Our clinic is not a DSRIP provider. Provider reports under their home region. Please see the Provider Summary Report under RHP 9.

LifePath Systems has continued to adjust operations and services to address the effects of the ongoing pandemic. Provider reports under their home region. Please see the Provider Summary Report under RHP 9.

Texoma Community Center (TCC) significantly expanded health care services to individuals in North Texas over the past year. Rockwall County Helping Hands, Inc. (RCHH) became a DSRIP participating provider in DY7. Among its several organizations, The COVID-19 pandemic has still been the most impactful event as we close out DY10. BSWH, as one of the largest Two for-profit hospitals (Texoma Medical Center and Wilson N. Jones Regional Medical Center), the Grayson County Hospital. Provider reports under their home region. Please see the Provider Summary Report under RHP 9.

Provider has withdrawn from DSRIP.

The provider summary for Clay County Memorial Hospital concludes this reporting with average numbers. We did not. COVID-19 continued to impact our outcomes in 2021. The Delta variant that caused the July surge followed by the NTMC Health Complete Care is happy to share that we continue to meet our existing performance measures and GRMC continues to report Performance on Bundle K2, Rural Emergency Care. We continue to use the Meditech system. The Center is focusing on achieving identified outcome measures and continues with staff training regarding measures. Since October we have continued to stress the importance of vaccinations, tobacco cessation counseling, controlling blood pressure. Provider reports under their home region. Please see the Provider Summary Report under RHP 18.

AS A PARTICIPANT OF THE PROGRAM, NOCONA GENERAL HOSPITAL IS CONTINUING TO UTILIZE THE INFORMATION. Hamilton Hospital had a successful year concerning our project. 110856504.7.1. We have had some changes as I am. During the first half of DY11 from 10-1-21 to 3-31-22, Baylor County Hospital District/Seymour Hospital continued to participate. 2021 and 2022 have not been bad years for us. We have struggled like most of our colleagues and we continue to participate. United Regional continues to participate in DSRIP. As an organization, we identified Chronic Care, Cancer Screening and Prevention. Provider has withdrawn from DSRIP.

Border Region RHP20 provides services in Webb, Zapata, Jim Hogg and Starr Counties will be reporting on Cat C, in the future. Provider reports under their home region. Please see the Provider Summary Report under RHP 6.

Over the last few years, healthcare systems worldwide have been stricken by a devastating pandemic. The pandemic has impacted our ability to provide services. Provider reports under their home region. Please see the Provider Summary Report under RHP 4.

Doctors Hospital of Laredo is continuing our DSRIP project A1- Chronic Diabetes Management. We finalized an agreement with Laredo Medical Center was able to complete reporting for DY11 Round 1. Category C was completed and the adjacent hospital. Provider has withdrawn from DSRIP.

Provider reports under their home region. Please see the Provider Summary Report under RHP 6.

selected to address those chronic conditions through the 1115 Waiver have been largely successful in community Behavioral Health Clinic strategies. As we are coming out of the pandemic we are readjusting to a more patient population as noted in Cat B but are hopeful our numbers will increase going forward. We have a

in our patient population as noted in Cat B but are hopeful our numbers will increase going forward. UTMB began to decline in October 2021. The use of one medical record, EPIC, allows our team to provide a

primary care as a result of the limited access to primary care in the region. Recently, the only other PCP in the area is a nurse practitioner in Fannin County. This clinic provides local care for diabetic patients which is the focus of our changes and high clinical staff turnover. Because of these changes, we had to re-educate staff on the quality driven, patient-centered, cost effective care. Our DSRIP strategy is to utilize evidence-based practice in our MLIU population and look forward to increasing this population over the next year. We have

since again, COVID in whatever variety it struck. Northeast Texas did not miss any of the surges and CHRIS continues to operate as a free navigation and chronic disease prevention and self-management resource for the Smiles of the patient population. While faced with many challenges over the past few years, the staff has continued to grow, we saw a decline in our population. As the clinicians build their patient volume, we expect an increase. We anticipate major changes as one clinic location was shut down in Grand Saline and the DBA/NPI was moved to Cantrell. We are integrating physical health and SUD screening measure information from the clinical workflows and processes. This is a challenge during this second year of COVID. During this time, an update to help with patient flow was completed (four). The last surge ending in February 2023. Our county has the highest COVID cases per 100,000 population. When the UT Health Tyler facility became an RHC under UT Health Quitman on 6/25/2021. We did not see a decline in our population on the quadruple aim: better outcomes, improved patient experience, lower costs, and improved clinician satisfaction and measure goals as well as selected core activities are achievable and measurable. The COVID-19

has been a system-wide goal to reduce hospital readmissions and improve care transitions processes. We have continued to implement strategies template. We demonstrated 100% success in all but one quality measure. We also anticipate the continued effects of the COVID-19 pandemic during this demonstration period. We continue to utilize telemedicine in cardiology, oncology, general surgery, critical care and trauma, birthing, neonatal care, and bariatrics. CHRIS continues to serve those that otherwise would not receive primary healthcare. Continued funding from DSRIP DY1 continues during this reporting period with the pandemic and varying patient surge due to COVID. We have continued to implement strategies as in the previous year, 2021 had presented multiple challenges due to COVID-19 surrounding the multiple barriers to access to care and quality of care. Administration changes have taken place for the Physician practice in Cat C through project and plans in Cat A. For Cat A, one Quarterly Preferred Management System Workshop and CCBHC to improve the care our clients receive. We continue to meet monthly to review the medical entity that serves as the Behavioral Health Authority for Galveston and Brazoria Counties. Service area

and not recidivism of the pneumonia vaccine was seen in calendar year 2021. There continues to be disconnection in efforts, which is in alignment with MIPS, ACOs, PCMH, etc. Prior to the COVID-19 outbreak, UTMB had im

ase see the Provider Summary Report for University of Texas Medical Branch - Galveston (094092602). provides inpatient and outpatient services, including, but not limited to, cardiology services, emergency y planning services to Houston's under-served youth. BTHC's vision is to prepare underserved youth to be

s efforts to reduce chronic ambulatory care-sensitive conditions that present in the Emergency Departn al Steroids, Obstetric Hemorrhage Risk Assessment, and Obstetric Hemorrhage Quantify Blood Loss (QB r community. During the COVID-19 pandemic, we have faced significant challenges but continue to dem population of approximately 21,000. CCH's previous DSRIP projects was the implementation of telemedic ents on tobacco and smoking cessation, advanced care planning and pneumonia vaccinations. With the f health care and related services in the county through the 1115 Waiver. The waiver addresses populati

a patient-centered, coordinated delivery model that improves patient satisfaction and health outcomes n public health services such as COVID-19, vector/mosquito control, Ryan White/Title I HIV funding, and ; writing, the Houston Methodist Hospital System has less than 70 COVID patients, a number many only n is a partnership with MEHOP, our local FQHC. The remaining ambulatory measures will be reported in health system in Southeast Texas, with 14 hospitals and numerous specialty programs and services locate ofit health system in Southeast Texas, with 14 hospitals and numerous specialty programs and services lo er Screening. 2021 presented us with new obstacles related to C-1 and C-2 measure bundles, notably wi ; writing, the Houston Methodist Hospital System has less than 70 COVID patients, a number many only uston and Harris County communities. Our services include emergency care, labor and delivery, a level I e hospital campuses, three emergency rooms, surgery centers, physical therapy clinics, and physician of sions are virtual, the program had low patient participation in the beginning but has gradually increased

oss the hospital. The Medi/Psych Unit continues to accommodate patients with complex detox of multipl sing Core Activity efforts to improve performance on outcomes related to Measure Bundle B1 "Care Trar e services in spite of the COVID-19 pandemic. All Behavioral Healthcare staff continued to work from the provided, and enrich the health of patients and families we serve as our overall DSRIP goals. Through im April 2021. We transitioned from utilizing Anasazi to Epic. We are the first Community Center in Texas t each of its five (5) measure bundles. Bundle B1: Care Transitions and Hospital Readmissions "Core Activit : future funding prospects. However, it has also been a year of reflection upon all that we have accomplis

for severe sepsis, septic shock, and/or lactate>4mmol/L (36mg/dl), performing lactate tests on sepsis p

taffing of Christus Spohn Alice's Primary Care Clinic, currently located in Freer, Texas in Duval County. As r d capacity in Bee County and neighboring counties. The project's goals include identification of a clinic sp

ler services. We contract with Coastal Bend Wellness Foundation (CBWF) to provide primary care servic s, all of which intended to improve access to care, redesign healthcare delivery, and improve patient out : 2021. Hospital census did peak in July, August and September of 2021. We did experience a surge in Jar

implementation in Dy1-6. It was able to take its first residents in 2016. Previously, because of a dearth o ject, High Risk Program (Care Transition), Maternal Fetal Medicine program and Telehealth/Telemedicin

Disability Authority (LIDDA) serving clients of all socioeconomic statuses which include insured and non /ide them with the same services that are offered to all populations regardless of payor source. This has

or our Comprehensive Diabetes Care, our Advance Care Plan, and our Preventive Care & Screening of Tc

Grande Valley for over 30 years. The 320-bed facility boasts a team of more than 500 physicians representing a wide range of specialties. DHRH is a large, comprehensive acute care hospital serving Brownsville, Texas and surrounding communities. Our medical staff of more than 500 physicians is one of the largest in the region. DHRH is a Medicare and Medicaid provider. A metrics in DY11 because there is no DY11 funding currently approved by CMS. DHR Health continues to

7 Braunfels, the Southern and Western borders of Texas, as well as the Central Texas hill country. The following are the two measurement bundles that focus on Maternal Safety and Hospital Safety. The following is a screenshot due to 1115 Waiver in our service area. The outcomes have been remarkable due to the hundreds of Maternal and March 2022, which originally began in January 2021. Although mass vaccination operations have ended

cy and standardization of care did not change. Although some provider visits were conducted via telehealth, the process was not used to identify and address the needs of individuals over-utilizing emergency service resources as a vessel for behavioral health services provided to our community. These process improvements include internal process changes and the implementation of the Local Mental Health Authority (LMHA) for Bexar County. CHCS operates as the safety net for San Antonio and the surrounding area. CHCS is a key component of the behavioral health system and is responsible for tracking and reporting DSRIP metrics. DSRIP metric performance was tracked daily via a LiveDSRIP Dashboard. Monthly meetings were held to review the dashboard and to prepare the health system to be a leader in Value Based Care and Population Health in our region. Every year, the health system reports on its performance in the timeframe of October 1, 2021 through March 31, 2022 (DY11 Semi-Annual Reporting). This progress is reported in the annual report. The health system is also a key component of the Incentive Payment (DSRIP) and overarching triple aim goals: (1) to enhance healthcare access; (2) to improve the quality of care; and (3) to reduce costs. The health system was able to move one of our physicians from the main campus to the La Vernia location without any disruption of services in clinics and the community, increased mental health crisis support, and implementation of data-driven decision making.

stern Medical Center (UTSW) following all recommendations as well as introducing its own precautions to see the Provider Summary Report for UT Southwestern Medical Center at Dallas (126686802).

vities. Please see the Provider Summary Report for Tarrant County Hospital District dba JPS Health Netw
t providers in the State, took a leading role in determining ways to partner with other health systems, loc

or CAUTI we are at .9182, which met 100% of DY10 goal. We are at 84% for compliance tactics to reduce
or CAUTI we are at .4927, which is greater than goal but achieved 50% of DY8 value. We are at 92% for
for CAUTI we are at .40844, which meets the DY10 goal of .7169 infections. We are at 85% for complian
egory B reporting tab is not available or eligible for reporting during DY11 Round 1. Category C: For DY11
better care, create higher expectations of how we care for our patients, improve the quality we provid
e Medical Center continues to report on the same Measures for Category C. Category C K2 Measures: K2
, congestive heart failure, hypertension and high cholesterol. The majority of patients are referred from
Congestive Heart Failure, High Cholesterol and Hypertension as well as INR patients. We offer education
, congestive heart failure, hypertension and high cholesterol. Patient recruitment efforts continue up bo

re to the residents of Tarrant County in the most appropriate setting. MHMR continues to align with the
mic-related challenges. The emergency department navigators have continued to work on connecting EC
nty Medicaid and Medicaid-eligible population according to 2009 population statistics was 38,916 resid
ion. Category B also was not reported during DY11 Round 1 reporting in accordance with the April DY11
ndemic. Our organization has increased staffing, reassigned staff, endured staff attrition, trained new s
h and surrounding communities in Tarrant County, Texas. The network includes John Peter Smith Hospit
minants of health that affects a wide range of overall health, functioning, quality of life outcomes and ri
s, congestive heart failure, hypertension and high cholesterol. The physician assistant serving the patier
ents seen in 2021 since the program began in 2018. The program has focused on education around hea
es, High Cholesterol and Hypertension. We offer education in a one-on-one setting and group setting. O
tes, High Cholesterol and Hypertension. We offer education in a one-on-one setting and group settings.
ditionally, TH Huguley provides a small HELP program for uninsured individuals to provide chronic disea
2021 March 31, 2022Current ProgressThe University of North Texas Health Science Center (UNTHSC) co

t to physicians practicing in the community. The operations of the clinics are comprised of 39 primary ca
ea, however we continued to serve client via face to face methods as we were able. We have continued

ity members in our service area. We are reporting achievement for DY10 Category C during this reportin
eriod, CCMC continued to improve access to primary care services by expanding service locations in rur
primary patient centered medical homes (PCMH) for low income and uninsured patients within our servic
ied to adapt to changes a little easier than the previous year. In CY 2021 we had more positive cases of C
lance Service which is ground based. We are in Hamlin, Texas, Jones County, serving a 21-square mile ar
nts on tobacco cessation, pneumonia vaccinations, and advance directives to improve these areas for th

rking on Category C reporting right after the first of the year by collecting the reports for each of the me

to deliver the appropriate care to our patients in the appropriate setting, all the while being mindful of t
ounty and surrounding counties with over 300 births per year. This service line provides labor and delive

Rural Residency program and has 2 rotating residents. The Hospital has not had a successful recruitme

ually went into each chart to determine if the Tobacco Use: Screening and Cessations Intervention, Pne
ative care bundle. The biggest challenges for this round have been staff turnover, absences due to COVII

ier components of the core activity the same. The data reported during DY11 shows that the modificatio
ngs into our psychiatric clinic. We became CCBHC certified on March 1, 2022. Part of our requirements
DY performance years as well as the DY7 baseline year. We chose category C (K2-287, K2-355 and K2-35
hat "normal" operations, integrating COVID response with clinical and other non-clinical services. Staff s
SRIP program. Despite various challenges and the overall complexity of managing a variety of patient po
as well as for Cat D. We continue to work on our core activity to expand practice access, we have seen
P Coordinator. Again, we have met all of our performance goals and have generated a plan to continue
ary care, urgent care, and Emergency Departments to increase communication and improve care transit
emonstration year (DY) into DY11. GPCH continues to see positive impacts with its patient outcomes in C
recruiting a new OBGYN and he started seeing patients in our clinic in April 2016. We went live with our

vements related to the measures in several areas in the hospital to achieve better patient care. Those ar
e had several staff members impacted during this surge. We did see an uptick in Medicaid/LIU patients a
MLIU% of our total patient population. We continually meet with our physicians on the proper documen
etric goals. We continue to use the clinic-based care coordination model with priorities being identified

document instructions in order to satisfy Semi-Annual Reporting requirements. The report is an executive
document instructions in order to satisfy Semi-Annual Reporting requirements. The report is an executive
3 years and older for tobacco use and cessation counseling or pharmacotherapy, pneumonia vaccine sta
community's needs. I believe our staff would say the changes have been positive and have had a profound e
ges that impacted performance and achievement, we were satisfied that the initiatives and intervention
ire, improve patient outcomes, and improve the overall health of our citizens. We have expanded our Pe
'31/2021: Ochiltree General Hospital's selected and approved DSRIP projects for the above-referenced r
n project and plans in Cat A. For Cat A, one Quarterly Preferred Management System Wide Meeting has b
h Rehab, and continues to provide services to improve our patients health in the community. The preve
n Cat C through project and plans in Cat A. For Cat A, one Quarterly Preferred Management System Wide
s in Cat C through project and plans in Cat A. For Cat A, one Quarterly Preferred Management System Wi
t and 4th quarter PRMC experienced surge in COVID patients, the state was able provide some staffing r

rious projects over the years have expanded healthcare services to our rural community, an area that wi
sures achieved in CY 2021. Cat C K2-287, documentation of current medications in the medical record, i
vider in RHP12, strives to meet and exceed the goals established in each reporting category to help acco
Texans by focusing on preventive care, chronic disease management, screenings and vaccinations. By est
f achieving our DSRIP measures, along with positive outcomes in other value based contracts, is evidenc
s in Bundles E1 and G1. Achievement is captured in the Category C template which is uploaded under the
RIP activities. Please see the Provider Summary Report for Lubbock County Hospital District dba Univers
1115 Medicaid Waiver. During this April 2022 Reporting, West Texas Centers can no longer report on Cai
r in Denver City, Texas and the Plains Clinic in Plains, Texas. It is out of these two clinics that our medical
Under Served, Healthcare Professional Shortage Area with an estimated population of 9,900 (US Census

in Angelo-Tom Green County Health Department. Limited staff and resources continued to focus on CO
cs in Cat C through project and plans in Cat A. For Cat A, one Quarterly Preferred Management System V
sing shortages and an influx of staff turnover. We had a change in DON over the past 6 months and eve

ropriate quality care to our patients. We are educating our providers and staff. With the COVID-19 Pandem
and utilizing telemedicine for mental health services in our system of care. MHMRCV maintained the pr

avioral health clients with the highest quality of care. With the final 1115 award in July of 2022, the Integ
lieve HMMH has taken great strides towards becoming a better hospital and providing good quality care to
affiliated with or contracted by any hospital system. We deliver newborns and perform other Ob/Gyn ser

and additional challenges. We have had to continue operations relying significantly on televideo and ph

e past ten years using 1115 Waiver funds. TCC strategically initiated new programs with the opportunity
izational units is the Health Center. Since we are not formally affiliated with any hospital, nor is there a
t providers in the State, took a leading role in determining ways to partner with other health systems, lo
ity Indigent HealthCare Program, and two local non-profit health foundations (Texoma Health Foundatio

d not make achievements on milestones. The program has been good for the hospital and clinics. We ha
e Omicron surge that began in late November allowed for little time to focus on DSRIP measures. Our M
as we prepare for the new DSRIP programs. The continued increase in our obstetric census, validates ou
E.H.R. system in our ER and Acute setting. We have made good progress with data collection efficiency a
ure processes. Most measures rely on implementing screenings for tobacco/ alcohol use, depression, an
ing high blood pressure, and advanced care planning. We have also continued education on the importa

ON COLLECTED WHILE REPORTING TO IDENTIFY AND IMPROVE ON THE PROCESSES IN PLACE. WE ARE C
m sure all facilities have due to COVID-19. We have a NP that goes out one of main local employers in Ol
to work toward accomplishing the milestones and metrics of our DY11 project goals. During the first ha
adjust and improve. We have a fantastic swing bed program, and we have an excellent ER. We are a vital
, and Palliative Care as focus areas to improve performance measures and the health of our target popu

cluded template for Cat C and Cat C Related Strategies. This includes Cat C measures for M1-103, M1-11

mic deepened the existing healthcare gaps in our country and the state of Texas. The City of Laredo Hea

reement with a local community health center to assist with initial and follow up visits for our MLIU pop
ining attachments were uploaded. The Category B carryforward was also completed and an adjoining sh

Health Carthage lost two high volume clinicians and one moderate volume clinician during the past year. We are committed to providing a continuum of care for each of our patients, no matter what place of service they are treated. We continue to work on recruiting new clinicians to fill the gaps.

STUS Trinity Mother Frances continued to house and accept transfers from across the region and at times the Lenoir County community. The Center aligns with NET Health's overall DSRIP goal to reduce health disparities and continued to work diligently to increase capacity and access to healthcare services. The Paris-Lamar County Center serves a large portion of our population. We have a care coordination team dedicated to DSRIP and promoting the quality of care for our population which was under our UT Health Tyler umbrella previously. This location change took effect 6/25/2021. Through collection, analysis, and review of our internal data, we continue to identify individuals with high ED utilization rates completed in the ED. The main hospital ED (there are four under this TPI) serves the largest number of patients in the population (27,4431 per 100,000) within the twenty-seven counties of Northeast Texas (NETX), however, there is no significant difference in our MLIU population from this location change. We have a care coordination team with extensive clinician experience. DSRIP has allowed UTHSCT the opportunity to provide its patients with better access to care. DSRIP 19 continues to influence how the Health District conducts operations including the provision of quality care.

ct in documentation for rural health clinic patients from the nursing homes in that the patient receives t
plemented multiple interventions across the system using a mixed centralized and decentralized approa

r services, rehabilitation services, surgical services, and women's health services. In 2021, the rate of WH become healthy and achieve their full potential as community members. The values BTHC works to uphold

ment. In its acute ambulatory care-sensitive conditions measure continue to be challenging for Southeast (L), West successfully achieved DY10 goals. For Hospital Safety measures, Central line-associated bloods demonstrate our dedication through the innovation utilized in our service delivery, the continuous quality improvement to provide clinical support and patient consultations by a pharmacist after hours and on weekends to progress, ECMH is also facing challenges. We are still having difficulty capturing data to confirm education needs and delivery systems changes that have been recognized, discussed and needed for many years

; reduces unnecessary or duplicative services and builds on the accomplishments of our existing health care. For refugee health screening, the Harris County Public Health (HCPH) system encounters first hand core requirements dreamed about last year. Cautiously optimistic, leadership and clinicians are not prepared to proclaim this until October 2022 and the MRMC leadership team has now begun planning for the CHIRP program. As a rural health center throughout the Greater Houston area. Memorial Hermann-Texas Medical Center (MH TMC), the System is located throughout the Greater Houston area. Memorial Hermann-Texas Medical Center (MH TMC), the System with routine breast cancer screening and seasonal influenza vaccination. As the availability of COVID-19 vaccines dreamed about last year. Cautiously optimistic, leadership and clinicians are not prepared to proclaim this until the Neonatal Intensive Care Unit (NICU), general surgery, cardiology, pulmonary medicine, acute inpatient services, offices. Oak Bend Medical Center is a 231 bed hospital system, which includes over 400 physicians and 120 staff members. More sessions are being scheduled as patient participation increases. Rice attributes its 100%

of controlled substances in conjunction with serious psychiatric illness. The behavioral health unit has also implemented initiatives and Hospital Readmissions and Measure Bundle J1 - Hospital Safety. Category A Core Activities for the office with all pandemic protocols (social distancing and mask wearing in place.) Texana Center is now implementing these system strategies, along the care continuum aligns with the Institute of Healthcare Improvement to select Epic as our E.H.R. The Harris County jail has also transitioned to using Epic as their E.H.R. This transition is a by: Expansion of Patient Care Navigation and Transition Services. Secondary Driver: Implementation of a new system. We are extremely proud of the accomplishments we have made through DSRIP to improve access to

patients, and screening med/surg patients for sepsis at Spohn-Kleberg provider facility. Spohn identified

reported in April 2014, Spohn recruited an additional Nurse Practitioner, a Licensed Vocational Nurse, and a nurse for a new Family Health Clinic (FHC) and employment of clinic providers and staff to support operations

es, and since becoming a Certified Community Behavioral Health Clinic (CCBHC), we are now providing care to patients. CCMC selected four Measure Bundles, had seventeen measures for DY7 and DY8, and added two measures in January and February 2022 but not near the previous years volumes. Local physicians continue with telehealth

of providers who would accept Medicaid or self-funded patients, access to care for this population was successful. The Project for RHP4. We are continuing to work towards achieving Category C goals and expectations for

uninsured clients. Gulf Bend Center became a Texas Health and Human Services (HHS) Certified Community Health Center not changed from year to year. We believe that we have accomplished this task and have in no instance

on tobacco Use measures. Our Pneumonia vaccination status for older adults did surpass our All Payer baseline

/ 362,000 people as well as our neighboring counties such as Kleberg, San Patricio, and Jim Wells. CCNCF to-face interactions in March 2020 in response to COVID-19. Our Diabetes screenings (M1-182) and BMI m the recent DY10R1 and DY10R2 audits of our CAT C K1 bundle measures. The information retrieved y access to care, and to increase patients' use of primary and preventative care. The CHRISTUS Spohn Ho added specialists in all of the target specialties and now have great positive patient impacts as a result. '

senting over 35 specialties, 24-hour emergency care in our campus and three remote Emergency Rooms an 200 physicians represents 25 specialties and together, with the hospital's state of the art equipment, o support the disenfranchised population by expanding services through the addition of specialty providi

ital, we have been proactive in monitoring and controlling patients A1C levels, completing foot exams, re currently working with MSLC regarding an audit for metric B1-352. In R1 we are also reporting update iCMH is also a sole community provider, with its closest general acute care hospital being 36 miles away uncement of the 10-year 1115 Waiver extension on January 15, 2021, which included two new financin gemic institutions, clinics, and community partners, we continued to enroll patients from the partner clin th expanding access to and improving quality of care in the region. UTRGV became the sponsoring institi ween academic institutions, clinics, and community partners, we continued to enroll patients from the pa y partnered with the new BHS Outpatient CHF Clinic to cover follow up when the cardiologists are unabl

owing is a summary of its DSRIP accomplishments through April DY11. CHofSA continues to successfully i summary of its DSRIP Category C accomplishments for DY10. CSR continues to successfully maintain its c edicaid and low income/uninsured individuals who have benefited from improved access to critical serv d, Metro Health Immunizations continues to offer no-cost Moderna, Pfizer and J&J COVID vaccines, as w

ff continued DSRIP DY 11 activities pending a final HHSC decision on the one-year DSRIP extension. Notic onically ill patient population, and additionally, it will help to reduce visits to the emergency department Hospital continues to be the only hospital serving Frio County. We now have an accredited rural health ditional information or follow-up. In October 2021, submitted our Cost and Savings Analysis on an interv quired by state contract (these are at times in conflict with one another). Systems are starting to stabiliz . COVID has had an impact on our organization, but we are coming out of it stronger and more nimble. (lination to facilitate better chronic care management and overall preventive healthcare. Through identif , however as Methodist achieved is performance goal in DY8, Methodist was able to report 100% achiev

health, the documentation in the EMR did not change. There are no new updates from DY10 Round 2. l to access mental health services. The multidisciplinary response team expanded by adding a full secon i changes and collaboration with other stakeholders along the continuum of care. Focused efforts are ong onio, TX, by providing behavioral health and substance use services and treatment to children, adolescer etings were held with University Health C-Suite leadership to discuss DSRIP performance. Improvement n in its final year, DSRIP has had a major impact on our entire practice plan and has affected deep engag s indicated in the reporting measures detailed within the DSRIP reporting tool. A synopsis of current proj increase quality of care; and (3) improve population health. With the continuation of DSRIP, VVRMC's Se ion or lag in service and have hired another provider to fill the vacant position that will begin next mont ta-driven response to address health disparities. In addition, Integral Care also focused on sustainable fu

program faced many challenges throughout the pandemic that negatively impacted patient compliance. in our Mom's Place clinics, and cross-silo services between our neighborhood centers and our chronic ca

Monthly data for each Category C measure, which is used for quality improvement status analysis. The CC

e reported during DY11 Round 2. These results are remarkable given the significant changes in healthca

measures due primarily to an increasingly acute patient population. The primary challenge in achieving a

facility quality outcomes. As noted in previous reporting periods, South Austin Medical Center is contin

e mile area and has a population of approximately 327,000 residents (DSHS Health Facts, 2013). The BCP

ng metropolitan areas of Austin and San Antonio from the northwest to the southeast. The counties sp

Counties. The hospital provides care in 28 different specialties including cardiology, oncology, internal m

on has an Emergency Department (ED) culture that utilizes EDs for primary care, behavioral health, and

ie populations. During this period, as with a few before, our hospital and community continued to feel th

psychiatrist starting in July. The BH goal was to developing BH outpatient clinic and recruiting additional

s change, MCMC-C has continued with the current measurement bundles. MCMC-C has been able to m

ocal and national officials, mobilizing resources quickly, supporting our front-line staff and developing co

ocal and national officials, mobilizing resources quickly, supporting our front-line staff and developing co

ce rate of 0.9610 for tobacco use screening & cessation intervention, 0.7252 for pneumonia vaccination

collaboration with the Williamson County & Cities Health District (WVCHD) to create a network of local

spring of 2021. Beginning in April 2021, our DSRIP team began meeting again biweekly to track progress

ocal and national officials, mobilizing resources quickly, supporting our front-line staff and developing co

cal and national officials, mobilizing resources quickly, supporting our front-line staff and developing com

tinued to supplement traditional face to face encounters. The system has also been exploring new partn

ce catheter infections. For CLASBI we are at .9001 which achieved 100% of DY10 goal. We are at 86% co

ce catheter infections. For CLASBI had 1 infection with expected 9.428 for a SIR of .1061 which achieved

s to reduce catheter infections. For CLASBI, we had 3 infections with expected of 2.092 for a SIR of 1.434

uce catheter infections. For CLASBI we are at .26 which achieved both DY9 and DY10 goals. We are at 9%

, health assistants and case workers continued participating in community events (such as health fairs) a

populations, Implementation of evidence-based strategies to empower patients, and Maternal Depress

all as challenges in data collection as different programs had to adjust to various workflows due to COVI

transition to normalcy during the ongoing pandemic, patient safety has been a priority. DCPH has contin

system-wide outcome metrics for calendar year 2021 (PY4). Our measures continue to emphasize heal

high utilizers with community services; allowing patients to address the core drivers of frequent ED visi

high utilizers with community services; allowing patients to address the core drivers of frequent ED visi

high utilizers with community services; allowing patients to address the core drivers of frequent ED visi

service line. We have extended hours at one of our clinics to address the needs of our individuals. We c

ute care facility in East Dallas, Texas. Its primary service area serves a population of approximately 718,

rks to refer uninsured, underinsured and Medicaid patients with chronic disease to a primary care provi

s risk, chronic disease risk, tobacco, and oral cancer assessments in an effort to identify and offer prever

ive pulmonary disease (COPD), diabetes, heart failure and hypertension) utilizing the THDN emergency d

rson visits resumed but provider has found that telephone encounters are working well to accommodat

o ensure the highest level of patient care and safety throughout the medical system. Social distancing re

cal and national officials, mobilizing resources quickly, supporting our front-line staff and developing com

! catheter infections. For CLASBI we are at 1.1015 which also achieved 100% of DY10 goal. We are at 91% compliance tactics to reduce catheter infections. For CLASBI we are at .6655 which achieved 100% of goal tactics to reduce catheter infections. For CLASBI we are at 1.1873 which achieved DY10 goal of .2519 April 2022 Round 1 reporting: MEASURE 108: Childhood Immunization Status (CIS) is being reported at 2 e, and be more efficient with resources so we can lower cost of care for our patients. We continue to pa 2-287 Documentation of Current Medications in the Medical Record: Continued Sampling for this measu the care transitions team within the hospital. The hospital is adding post discharge heart failure visits to in one-on-one and group settings. HELP is seeing an increased number of referrals year over year. Provi th within the hospital and in the community. Patient outcomes have been successful for existing patient

Certified Community Behavioral Health Clinic (CCBHC) model, utilizing national and state agreed upon e) high utilizers with community services; allowing patients to address the core drivers of frequent ED visi lents. The 2017 Community Health Needs Assessment Report projects Ellis County to have a population reporting companion. Category B was reported in DY10 Round 2 reporting with an MLIU PPP achievement staff, developed testing/vaccine sites and witnessed a significant decrease in preventive health interest f al, a 573-bed acute care hospital in Fort Worth, home to the county's only Level I Trauma Center and onl isks. (Healthy People, 2021). We continue to collaborate with caregivers to effectively navigate uninsur ts continues to provide education and chronic disease management for a very difficult patient populati lthy lifestyles while providing disease specific care and pharmaceutical assistance. The population serve ur NP works to ensure they are managing their disease at home and have prescriptions for needed medi The community health worker position has been eliminated. Our program has partnered with the local se management, self-management education and social determinants mitigation. Outcomes have imprc ntinues to implement DSRIP Core Activities across its clinic settings. UNTHSC is reporting PY4 achievement

re and specialty providers and surgeons with various locations of operation. We have recently opened a to operate services with expanded CCBHC services including Care Coordination and Substance Use disor

ig period (Round 1 DY11). Our achievement of this measure will be calculated based on the Covid 19 flex al underserved markets to include extended hours in the evenings and weekend availability. We opened e area. These RHCs allow EMHD to provide a local medical facility in 2 of the 3 largest populated towns i Covid and our patients presented with more serious illnesses that were mainly seen through our emerge ea. The population of Hamlin, TX is approximately 1,590. Our clinic, which is an extended clinic, has the ie health and needs of our patients. Baselines for all three measures were reported in October 2018, PY

asure bundles, then where necessary we go through the EMR and pull out the data being requested from

he quality of care we provide. Since our goals have always been to educate our patients in how to bette ry as well as newborn care for the Medicaid and low income, uninsured as well as the insured population

nt from the Rural Residency Program, but feel the residency program is important to maintain access to

umonia, and Advanced Care Plan were met and/or addressed. We tracked each patient's status on the a D-19, and multiple changes (five altogether) of health information systems. Overall, we met our metrics

on has had a positive impact. During DY9, covering the calendar year 2020, we achieved only 25% of the were to hire staff to be Care Coordinators, we currently have two Care Coordinators and one Trauma-Ir 59) because we wanted to improve, and still strive to improve, our rural emergency care efforts and pro eem excited about this return to pre-pandemic operations and are busy using lessons learned from the opulations within inpatient and outpatient settings, DSRIP affirmed our commitment to quality and patie growth in our volumes with this, but we continually fight staffing needs for the weekend clinic coverage to enhance coordination between primary care, urgent care, and Emergency Department to improve ca ions for patient. Our new electronic health record has an Interfacility Transfer note which allows nursing DY11. Because this is the last year of the DSRIP program, the only measures left for GPCH to report on are new EMR in March 2014 and have been unable to get the referral management function implemented.

reas where improvement and changes have occurred are Emergency Department, Acute, Observation, S as there were several individuals who lost their insurance due to job loss. As noted in our DY 10 reportin ntation routes to help with our data collection. In 2021 we were better organized to advance the intiativ and worked on a weekly basis. We now have several VBC contracts with other payers that our group pr

summary of Sunrise Canyon Hospital (SRCH) progress, activities conducted, findings and outcomes achi summary of StarCare Specialty Health System (StarCare) progress, activities conducted, findings and ou tus in patients 65 years and older in addition to advance care planning. Our data was calculated via the effect on patient care. We continue to see many at our busy rural health clinic curbside (at the patient's r s put in place would withstand challenges and result in long term benefits for our organization. Participa oplulation Health Department to a total of 12 employee's. Through this department we have ACO,PHO,F eporting period included: K1-105 Tobacco Cessation 18 and older K1-268 Pneumonia Vaccination 65 and een held to date: March 24, 2022 focused HCAHPS, Waiver metrics (project updates and continuation p ntative measures that we are focusing on and achieving improvements are: tobacco cessation for patie : Meeting has been held to date: March 24, 2022 focused HCAHPS, Waiver metrics (project updates and ide Meeting has been held to date: March 24, 2022 focused HCAHPS, Waiver metrics (project updates ar elief, however PRMC had to use contract staffing to supplement the staffing shortage. Contract staffing

ithout the 1115 Waiver would have not been possible. We are still offering the Medical Advice Line, but continues to show improvement. This measure has improved 63.24 percentage points over the baseline mplish the initiatives Triple Aim of improving outcomes for individuals, improving the health of the popu tablishing a quality care nurse team, we are able to better care for patients through Annual Wellness Visi e of that. As mentioned in prior reporting periods, we attribute our success to the collaborative efforts i e Category C tab. In 2021, all measures achieved 100%. In regard to the E1 bundle for Maternal Care, th

tegies A, B and D. West Texas Centers is only eligible to report on Category C (Outcome Measures) wh providers operate their medical practices and YCH offered its two DSRIP programs during DY2 DY11, a s Bureau 2020 Decennial Census). BMHD organizational focus remains on improved access to and integri

VID-19 case investigations, case management, contact tracing and state and local reporting requiremen Vide Meeting has been held to date: March 24, 2022 focused HCAHPS, Waiver metrics (project updates n had an interim in between. In the midst of training new nurses, agency nurses and helping the DON gr

ric our operations have changed slightly. Early on we were holding weekly Emergency Preparedness/Ma ocess in place of screening individuals served to determine whether or not they used tobacco. During pri

the community and our staff towards more effective and better healthcare. We met the K1-105 and K1-21
to the communications between facilities. We have added another Physical Therapist to our Therapy L
ty, we stay very busy providing both inpatient and outpatient services. Services are provided not just for

Wide Meeting has been held to date: March 24, 2022 focused HCAHPS, Waiver metrics (project updates
Management System Wide Meeting has been held to date: March 24, 2022 focused HCAHPS, Waiver metri
of the pandemic and be able to redirect our efforts to continue to improve the health of our community
er providers in Region 13. Shannon continues to seek opportunities to transform healthcare in the total

n held to date: March 24, 2022 focused HCAHPS, Waiver metrics (project updates and continuation pau
; operations, as well as directly affecting our DSRIP program. Due to the financial hardship that COVID 19

n October of 2019 and we were moving in the right direction regarding our quality metrics, community I
Bundle, A1, has been affected on a consistent and daily basis. We see patients reluctant to come to the
ral health care during the initial waiver period. We have maintained these service array expansions as w
n lifted, we face new obstacles reaching the Medicaid and low income/underinsured demographic. Our
n 2019. This EMR is significantly different than our legacy system and staff will sometimes document in
ocused on achieving our DSRIP goals but also on improving our processes and overall patient care. We ha

le continuing essential health services. Conversely, preventive health services supported by the Deliver
louts related to the safety bundles. It is part of our culture to put patient safety at the forefront of our c
lood Pressure Control for both Diabetic patients and those patients with Heart Disease; Adult Immuniza
time during April 2021 reporting period. Category C: the provider is reporting the following performance
spitals, 2 inpatient rehabilitation facilities, 4 free standing emergency departments, and multiple outpati
vice area includes seven zip codes and serves a population of approximately 403,000. With its sister faci
ces to meet the changing needs of the community. PMH also houses a pediatric hospital and provides ac
the health of patients and families they serve. Based on TTUHSC EP strategic goals, capabilities and the r
n our district. We believe an integral part of health care is preventative care. We have a mostly elderly p

is a skilled nursing and assisted living facility located in a health professional shortage area in Coryell Cou
in our area were addressed with new and well received services. So much so that we are able to sustain
or new services that are to be offered but as an agency we are also dealing with many staffing issues wi
ocal and national officials, mobilizing resources quickly, supporting our front-line staff and developing co
ltiple other roles to assist with COVID-19 issues. The facility will be reporting during Round 2 in October
patient health behaviors, Provider has demonstrated sustained improvement over baseline on most m
e given from January 1-December 31, 2021. We continued to collect information on flu shot and adult ir
at includes Montgomery County, Walker County, and San Jacinto County (combined population of 549,5
lth conditions to a primary provider. We plan to continue this program after DSRIP. We continue to ope
: coordinator. The increase in community outreach to the underserved population of Montgomery Coun
ocal and national officials, mobilizing resources quickly, supporting our front-line staff and developing co
ocal and national officials, mobilizing resources quickly, supporting our front-line staff and developing co
fing changes, DSRIP administration is currently assessing the DSRIP project, goals, and processes. Unfort
n of both acute and chronic ambulatory care sensitive conditions encounters at our main emergency de
asures related to Bundle B1 Care Transitions and Hospital Readmissions. Reducing preventable and unp
with emphasis on improving diabetic health outcomes. During clinical visits and through our telehealth d

egrated Healthcare program providing primary care will continue. Clients receiving psychiatric services through the people of Walker county and surrounding areas. During the DY11 R1 Reporting Period, HMH will be providing services at Medical City McKinney and Medical City Frisco. Over the course of our association with DSRIP p

home-based services as COVID-19 positive cases skyrocketed in our area again, especially in January 2022

For these funds provided to prepare the Center for becoming a Certified Community Behavioral Health Clinic, a County department, the Rockwall County government has supported our clinic each fiscal year with \$800,000. Local and national officials, mobilizing resources quickly, supporting our front-line staff and developing coalitions (e.g., with the Wilson N. Jones Health Foundation) collaborated to create a new primary care clinic in Grayson County

We have been able to recruit and maintain two physicians and 2.5 mid-level providers for the County of Clay County. The LIU population continues to be the most difficult group to reach even though we monitored our goals and made a decision to relocate our Rural Health Clinic. The proximity of the new RHC location to the labor and delivery unit and strive to improve measure performance. CAT C Summary: K2 287: 100% goal achieved. K2 355: 50% goal achieved. We continue to operate DSRIP and provide suicide along with follow-up interventions and planning when indicated. We continue to operate DSRIP and provide care and wellness to our patients and added personnel to meet our measurement goals. With the

CONFIDENT THE HEALTH AND WELL BEING OF OUR PATIENTS ARE BEING IMPACTED IN A POSITIVE MANNER. We monitor and conduct, BP checks, sick visits and medication issues to help prevent ER visits and repeat clinic visits. If of DY11, we continued to provide healthcare screenings and follow-up services in order to increase the availability of a resource for our community. Our Clinic is doing well, but the numbers are down historically but they seem to be improving. During DY11, we continued previously implemented processes, below we highlight the summary

05, M1-115, M1-207 and M1-261. The data reporting of these measure bundles are being for 1/1/2021-

Health Department (CLHD) has been the safety net for healthcare for more than 5000 families in Webb County

evaluation. Through this agreement, we have reached a greater number of individuals who have limited access to healthcare. The 2021 Calendar year was a difficult one for LMC as we had the highest COVID-19

the selected measures has been useful in highlighting the need for improvements in addressing those consumers. Our health program is thriving and we are continuing to improve efforts to capture those consumers without a primary care provider. We currently have 3 care coordinators that work all facility under the UT Health East Texas umbrella. We

also had two high performing clinicians out for long 40-week stents due to the COVID illness. They continued to offer free COVID vaccines and boosters to our community. We continued to use telehealth visits

in another county. This has left more patients in Freestone County without primary care coverage. The clinic continued to improve and maintain a healthy HbA1c and blood pressure and the clinic has been successful in improving patient outcomes. A team dedicated to DSRIP and promoting the quality care DSRIP brings along with it. We currently have 3 care coordinators that work all facility under the UT Health East Texas umbrella. We

are the state. We had 325 helicopter transfers per month on average for CY21. The hospital NEVER closed. We continued to improve and maintain a healthy HbA1c and blood pressure and the clinic has been successful in improving patient outcomes. A team dedicated to DSRIP and promoting the quality care DSRIP brings along with it. We currently have 3 care coordinators that work all facility under the UT Health East Texas umbrella. We did see a slight decline in patient needs or risks associated with their mental health, substance use, and primary care needs. Periodic discharges and referrals are made to the resident continuity clinic for uninsured. The numbers were so large that we are very proud to report our mortality from COVID (1.48%) is the lowest in NETX by a large margin. A team dedicated to DSRIP and promoting the quality care DSRIP brings along with it. We currently have 3 care coordinators that work all facility under the UT Health East Texas umbrella. UTHSCT merged and effective healthcare in a safe environment for the client and the employees. For example, the Health

which include members of Administration, Care Management, Inpatient, ED, IT / Informatics and Outpatient. Our Hospital safety program continues to feel the impact of the COVID-19 pandemic, as we had to pause services, cardiac catheterization, maternal child care, and wound care. These two hospitals (collective) through targeted marketing, increase access to specialty referrals by collaborating with likeminded community organizations. We will continue to work toward our goal of leaving no patient behind. Against medical advice, we have continued to work toward our goal of leaving no patient behind. The new administration has specific goals related to access to care and quality of care and continuation pause discussion), possible measures for CHIRP and RAPPs, MIPS, consents, quality review successful strategies and identify areas needing improvement. They implement necessary changes. The reporting submittal for Round 2 (October, 2021) was fully approved, with no NMIs. With regard to the

the vaccine but that data is not shared with the clinic for documentation. Additionally, patients continue to be vaccinated. The reporting submittal for Round 2 (October, 2021) was fully approved, with no NMIs. With regard to the

MC&ED utilization for chronic ambulatory care sensitive conditions went down from 2020 for all payer types and are being adaptive, accessible, accountable, collaborative, quality driven, inclusive of all youth, respectful

due to COVID-19, respiratory infections skyrocketed. DY10 accomplishments. Behavioral Health Risk Assessment, Central Line Associated Bloodstream Infections (CLABSI), Catheter-associated Urinary Tract Infections (CAUTI), Patient Falls, and Surgical Site Infections. Improvement of our services, and the internal and external partnerships we leverage to achieve desired outcomes. To reduce medication errors. Columbus Community Hospital achieved its goal each project year and has been recognized. Information was provided to the patient, but we are still using alternative measures to attempt to capture all patients. The need for appropriate health care and related services for those with Medicaid or no health care coverage

care system strategy. It has been our goal to promote a culture of ongoing transformation and innovation. Regional issues outlined in the most recent Regional Community Health Needs Assessment. Insufficient Access. The pandemic over, but omicron and its subvariant, BA.2, do not appear to be as life-threatening as the initial pandemic. At our hospital we will utilize our existing DSRIP experience to transition to the CHIRP program and will have been recognized. Our hospital, is the nation's busiest Level I trauma center. Life Flight®, Memorial Hermann's CAMHS, is the nation's busiest Level I trauma center. Life Flight®, Memorial Hermann's CAMHS. Vaccinations increased, so did the information and recommendations related to them. We met strong health goals. The pandemic over, but omicron and its subvariant, BA.2, do not appear to be as life-threatening as the initial pandemic. Our hospital provides rehabilitation, sports medicine, physical therapy, orthopedics, outpatient testing, wound care, and many other services. 100 employees on staff. OakBend Medical Center is the last remaining independent nonprofit hospital in the region. 60% of the DY10 goals for the A1-115: HbA1c Poor Control, A1-207: BP Control, and A1-500: Diabetes Complications

implemented an AA program that is available to patients on the inpatient unit twice a week and facilitates obtaining. For Measure Bundle B1 Care Transitions and Hospital Readmissions, BSLMC has continued to expand upon its success. We are seeing an increase in clients coming back for services including an increase in crisis services. The Crisis Care program is a Triple AIM to improve the patient experience, enhance population health, and reduce the patient's length of stay. The transition has huge benefit in the treatment of individuals we serve providing the capability of a seamless care transition and discharge planning program - after hospital communication. Key Change Idea(s): Core values and quality of care in the communities we serve. With a focus on prevention through screening and immunization

Sepsis as a critical patient safety initiative and initiated a 90 day rapid cycle improvement process in DY2

and additional support staff. Spohn relocated to a new clinic space in DY3, which resulted in a total of five employees working five days per week. Spohn has repurposed its existing Women's Clinic in Beeville as a new primary care

and our own substance use disorder services. We will be reporting on Category C during DY11 R1. We also reported on new measures for DY9 and DY10. CCMC reported all of its baselines during the DY7R2 reporting cycle, including health visits as needed and per patient request for minor issues. The Community Health Worker (CHW) was

severely limited. Now five years later the access problem has dramatically improved due to the Clinic. No longer. Each performance year. Patients served under the Driscoll Health system consist of all payor types with

at the Community Behavioral Health Clinic (CCBHC) in January of 2021. Gulf Bend Center serves seven counties in rural Texas and does not discriminate against any population based on their ability to pay for the services they need. DSRIP projects

increased but fell short for our MLIU baseline mainly because we had zero patients fall into the MLIU category

PHD has the potential of impacting the MLIU population of approximately 55,000 residents with innovative measurements (M1-147) which prior to March 2020, typically occurred at every face-to-face psychiatric visit. The DY10 reporting cycle contained all the required specifications and was available in our Cerner database. Starr County Memorial - Northside Family Health Center successfully accomplished Spohn's goal of providing expanded access to care. We have added physician services through these programs and expanded options for patients. In primary

care, a Level III Trauma Center, comprehensive cardiovascular care, a College of American Pathologist Lab, and a comprehensive mental health program, provides our community with high quality inpatient and outpatient services. CVRMC has provided comprehensive services at various locations in order to ensure access to quality care. These efforts support completion of the

mission of monitoring blood pressure and providing education to Diabetic patients and their families. Our goal is to continue to expand on our related strategies template. All other categories have been fully reported in previous reporting cycles. Our hospital has maintained a Level 4 Trauma ER designation. Starr County Memorial hospital owns and operates several strategies for the public mental health system, Tropical Texas immediately began efforts to shift from traditional acute care into the chronic care management program, Salud y Vida, which expanded support for diabetes care and provided education for two existing residency programs in 2015 and has since opened seventeen other residency and primary care clinics into the chronic care management program, Salud y Vida, which expanded support for diabetes care and provided education to accommodate an appointment within 7 days. The team conducts monthly readmission case review

to maintain its core activities, which have been instrumental in its overall success with its Category C performance. Starr County Memorial hospital has continued its core activities, which have been instrumental in its overall success with its Category C performance. Although we face challenges from this provider, the core activities have continued to significantly impact a very diverse population. We have provided Flu vaccine, at pop-up vaccine events, in coordination with partner organizations, to ensure vaccination

for the year. We are pleased that the DY11 extension would not be pursued was received on 4/22/2022. DSRIP activities continue to be implemented. Dimmit Regional hospital has acquired clinics in both Zavala and Dimmit County. The clinics are staffed with providers and a clinic that does provide weekend and extended hours for visits. This initiative was an effort to continue the mission of the hospital. The continuation implemented in 2019 to help the Guadalupe Clinic closely monitor and follow diabetic patients was continued. Under the pressures of COVID-19, individuals in services are more eager to attend face to face service. Our size has allowed us to make some difficult decisions that are best for the organization as a whole. We have been working with individuals with chronic conditions in need of regular screenings and providing improved referrals and care. The implementation for DY10 due to the COVID-19 Concessions. Methodist's Quality and Nursing Staff have developed

and implemented a new team in 2021 with plans to expand coverage 24/7 in 2022. The patients being followed by the collaborative team are going to improve the continuation and quality of care for our patients through enhanced care coordination, patient education, and adult populations within its multiple programs. CHCS also provides primary care services at five locations. Activities/ideas/strategies were continuously discussed and implemented to ensure measures improvement of both our primary care providers and their specialty counterparts. Our implementation strategy for the year, progress, activities conducted, findings, and outcomes achieved is detailed below in each of the corresponding sections. Senior Leadership Team support has been maintained throughout the years. Their dedication and involvement has been instrumental. We continue to work with our EMR vendor and have contracted an optimization specialist from eCWincent to help with the existing models to support the transition away from DSRIP (Delivery System Reform Incentive Payment) by

the end of the year. Despite these challenges, CSRH-SM was able to continue the program and even enhance it with the implementation of new care teams. Austin Public Health plans to continue most DSRIP standards that were implemented. We look forward to the future.

C reviews data that is submitted and meets monthly with providers to obtain updates on achievement of care utilization and delivery during the pandemic. Provider has demonstrated particular success in diabetes admission rate reductions in the pediatric diabetes population was due to issues in population alignment continuously working to improve the quality of care MLIU mothers receive throughout the continuum of care.

PHD provides services in the following divisions: Environmental Health/Food Protection, Bioterrorism, W and four Regional Healthcare Partnerships (RHPs): RHP 4, RHP 6, RHP 7 and RHP 8. BTCS is an IGT entity in medicine, and women's services and is affiliated with over 800 providers. CPRMC operates a freestanding center for other needs that may be better suited in other arenas. CCS continues to screen for social determinants of

the effects of the COVID-19 pandemic throughout the entire year. This partnership has allowed us to efficiently provide services to providers to reduce emergency department utilization. Since opening of the clinic, we have experienced

maintain consistent levels with predecessor in K1-112 and has shown increases of over 15% in measures K comprehensive and innovative approaches to addressing patient's clinical and social needs. Baylor Scott & Johnson comprehensive and innovative approaches to addressing patient's clinical and social needs. Baylor Scott and Johnson status for older adults, and 0.9249 for advance care plan. Standard work processes implemented through clinics that are willing and able to treat this population. The network RRM established includes three locations towards meeting each of our measures, discuss challenges, and brainstorm solutions to improve our outcomes.

comprehensive and innovative approaches to addressing patient's clinical and social needs. Baylor Scott & Johnson

comprehensive and innovative approaches to addressing patient clinical and social needs. Baylor Scott & Johnson Partnerships in the community that allow us to expand the care network available to pediatric patients in North compliance for completing and documenting tactics to reduce central line infections. We are also at 81% for 100% of goal. We are at 94% compliance for completing and documenting tactics to reduce central line infections which achieved DY8 value. We are at 96% compliance for completing and documenting tactics to reduce central line infections. We are also at 92% compliance for completing and documenting tactics to reduce central line infections. We are also at 92% compliance for completing and documenting tactics to reduce central line infections. So far in DY11, we received requests from more than 46 entities for us to provide Diabetes Screening. We will be providing the updated Related Strategies template directly to the DSRIP email address. Our projects continue to be successful and a benefit to the individuals we serve and the community. We continued to provide health care services to most of the diabetic cohort, as some individuals felt unsafe without health screenings and routine documentation of blood pressure, alcohol and tobacco use, as well as BMI and cholesterol. The majority of our community providers are back to pre-pandemic functionality, and the provider contracts. The majority of our community providers are back to pre-pandemic functionality, and the provider contracts. The majority of our community providers are back to pre-pandemic functionality, and the provider contracts. We continue to review our measure reports to find better ways to streamline our processes to ensure we are aligned with approximately 38% of our patient population Medicaid eligible or indigent. CH-WR is an active provider that will manage their disease outside of emergent and urgent care settings. HHM provides educational services to at-risk patients. Preventive services provided through our public-school dental outreach department (ED) three or more times in a year or at high risk for utilization of the ED for episodic care. This includes some of our working patients and to overcome transportation barriers. For this reason, patients that have been affected by COVID-19 restrictions have continued to ease as Covid-19 vaccinations have hit an all-time high and reported cases have decreased.

prehensive and innovative approaches to addressing patient clinical and social needs. Baylor Scott & Wh

% compliance for completing and documenting tactics to reduce central line infections. We are also at 92
al of 1.21. We are at 97% compliance for completing and documenting tactics to reduce central line infi
. We are at 82% compliance for completing and documenting tactics to reduce central line infections. V
an MLIU performance rate of 55.33% over PY4 goal of 37.48%, resulting in a 100% quartile payment this
rticipate in a track one ACO. Our growing experience in the ACO and how we have learned to communic
re as we did in 2020. Trends found for this measure: we continue to see where first-time visitors to our E
o this program to expand the services to at-risk populations. Palliative care has been particularly busy du
ider has expanded our services to include sick visits for our enrolled patients and is looking to add post o
t population and the provider continues to work with the patients to maintain chronic disease managem

lements to improve quality, decrease costs and increase patient satisfaction with care delivery by: 1) Imp
ts. The majority of our community providers are back to pre-pandemic functionality, and the provider cc
increase of 78% by 2030. Ellis County ranks high in RHP10 region in cardiac disease and injuries by violen
ent of 86.82%, which was within the 15% allowable variance of baseline reporting at 90.86%. Category C
rom the community. In addition, the stress levels over the last two years have contributed to significant
ly Psychiatric Emergency Center. JPS also operates more than 40 outpatient clinics and 20 school-based h
ed or underinsured individuals with the chronic conditions including heart disease and diabetes who pre
on in rural Stephenville. Many among the current patient population continue to be noncompliant with
ed is 50% Spanish speaking and requires the team to utilize virtual video interpretation services on a routi
ications. Texas Health Alliance intends to continue to provide these services to the community and is loc
charitable clinic , The HOPE Clinic, to provide NP coverage for patients referred by the hospital and seen
oved by adding these processes. The COVID-19 pandemic gave rise to virtual visits that have remained a
ent for 24 Category C patient outcome measures during DY11 April reporting. UNTHSC continues alignm

new consolidated primary care office in Decatur which will offer extended hours till 8 PM on weekdays a
rder treatment. Our Care Coordinators completed Whole Health Action Management training and have

xibilities. During DY10 we have continued to address local needs while providing the right care at the rig
l the clinic and pharmacy in Rising Star in May of 2021 and passed certification survey to become a Rura
within the county and should encourage county residents to remain in the county for primary care and u
ency department. We were still able to maintain our clinic visits with wellness, screenings, and provide e
hours of operation from 8:00am - 5pm Monday through Thursday and 7:30am - 1pm on Fridays with th
1 was reported in April 2019, PY2 was reported in April 2020, and PY3 was reported in April 2021. Data l

m the chart notes or attachments in the medical record for a manual chart review. This year has proved

r their health, whether that is through annual checkups, diabetes education, blood pressure monitoring
n. The Maternal Care Bundle represents an opportunity to make an impact in our community. We contin

primary care. The Hospital is actively recruiting for the vacant Internal Medicine physician, and contin

bove measures by utilizing spread sheets. The spread sheet contains the date of visit, provider's name, p

giving Bed, Hospice, Physical Therapy, and Primary Care setting. Those modifications have been made in that if we did have a provider leave the practice, but our other providers have found a good workflow and have been successful. The successful provider recruitment efforts in 2020 have led to improved access to care in 2021. We have also added a care coordinator to the team. Bringing all our care coordinators together to one centralized team will improve care coordination for as well. Bringing all our care coordinators together to one centralized team will improve care coordination for as well.

are not tracking it any longer. It was an invaluable tool during the pandemic in 2020 and is still. We have
e. BRMC is reporting 100% achievement for this measure. Cat C K2-355, admit decision time to ED depart
ulation, and lowering costs through improvements (without any harm whatsoever) as evidenced by the p
ts, Chronic Care Management, screenings/referrals for preventive care services and closing gaps in care t
we have made as a practice in conjunction with the technology we have developed to support our clinic
e providers and staff in our Women's and Children's Clinics continued to perform over goals even during

ts. Amid the Pandemic, the Health Department resumed both the low/no cost Sexually Transmitted Dis and continuation pause discussion), possible measures for CHIRP and RAPPs, MIPS, consents, quality re get settled in, some of our processes were not up to our standards. We are back on track now and have

management/Safety Meetings around the COVID-19 Pandemic and were following DSHS, CDC, and Federal guidelines. When describing provider appointments, the Psychiatric Nurse Practitioners (PNP) continued the process of reviewing

85 measures for this reporting period. However for K1-268, due to the push for the COVID-19 vaccination Department. We have Therapy available for outpatient, swingbed and the nursing facility. This is also true for our community but, for various surrounding towns since healthcare options are limited in this remote

and continuation pause discussion), possible measures for CHIRP and RAPPs, MIPS, consents, quality requirements (project updates and continuation pause discussion), possible measures for CHIRP and RAPPs, MIPS, continuing through education for preventative medicine to help to identify the underlying health issues and address the population and to further advance the goals of the Triple Aim: improving the patient experience of care

se discussion), possible measures for CHIRP and RAPPs, MIPS, consents, quality requirements and overall brought to our organization, our palliative care program was discontinued. In addition to discontinuing

health efforts and system-wide revenue generation. We have continued our planning efforts towards de-escalating clinics and ER/Hospital for care, continuing to fear they may be exposed to coronavirus. It is also believed we have transitioned out of the project-based approach of the initial waiver period. These services have been a main concern is patient compliance and engagement. Our leadership team is working on new ideas to communicate in a manner that the information is in the patient chart, but not necessarily in the correct manner for the individual. We have gone through different leadership guidance over the past year. Our leaders have made several changes

by System Reform Incentive Payment (DSRIP) pool were crucial in sustaining the wellbeing of the priority populations and conversations about patients. Our DSRIP project has helped create synergy in our organization. We have created initiatives; Influenza Immunizations; HPV Vaccinations; and Medication Reconciliations are those areas which we achieved during calendar year 2021: -100 percent achievement for 15 of 16 measures -Below 100 percent achievement for 1 specialty clinics. Las Palmas Del Sol Healthcare continues to actively participate in our regional health efforts. PMH, SPEMC is an active member of the RHP in region 15 and is working collaboratively with the other adult and pediatric services. PMH Service areas as per the 2021 Community Health Needs Assessment has been identified in region 15 needs documented in the Healthy Paso Del Norte 2016 report, TTUHSC EP selected the following priority patient population & so to keep them healthy, we have been working with them to ensure they are receiving

in El Paso County, Texas. CH is also a member of the Caravan Health ACO and participates in a Medicare Shared Savings Program, the Congestive Heart Failure Program, the Diabetes Self-Management Program, the Care Management Program. We have not only those new positions but also trying to fill other positions where we lost many employees during the pandemic. Comprehensive and innovative approaches to addressing patient's clinical and social needs. BSW Medical Center

measures with a final performance rate of 0.5457 for controlling high blood pressure and 0.6829 for statin

91) and a secondary service area which includes Madison County, Leon County, Liberty County, Polk County, and Seminole County. We are creating a comprehensive suicide safe care system of care which involves conducting an evidence based risk assessment. The program includes events in our partnership with the Meals on Wheels Flu immunization program. As noted in the report, comprehensive and innovative approaches to addressing patient's clinical and social needs. Beyond DY10, we have implemented comprehensive and innovative approaches to addressing patient's clinical and social needs. Beyond DY10, unfortunately, due to COVID, the DSRIP navigator position was reallocated to help with the pandemic. Since then, the Department. Once the plan was approved many administrative meetings with executives, finance department, and clinical departments. Planned readmissions has been one of the top priorities for the hospital. SLWH has concentrated efforts on the diabetes management program, we continue to educate, provide knowledge, tools, and motivation to di

2. Additionally, in February 2022, we experienced significant weather-related closures due to icy conditions.

and looked for ways to get those patients in for their well visits. We were able to hold health fairs at both primary care and specialty clinics. The fact that every unit has allowed faster response times for our providers, has improved response times to attend d

IER. DURING THIS REPORTING PERIOD, COVID HAS CONTINUED TO IMPACT OUR EMERGENCY DEPARTM
visits. We also provide drive-up Covid Testing at both our Olney clinic and Archer City clinic and in our lo
the incidence of early detection of diseases and health conditions. Services included screening colonosco
seemed to have stabilized. During the year we worked with our RHP and anchor. They keep us very well inf
from each initiative. Chronic Care: As the year progresses preventative measures such as Diabetic Foot E

12/31/2021. The update for these measures is being April 2022. For M1-103: Controlling High Blood pre

nty, and our patient volume continues to grow. The post-COVID-19 era is an opportune time for an orga

/ID hospitalization rate in the state in early 2021 plus two more COVID surges in the summer and late fa

ditions and ongoing evaluation of data at individual and aggregate levels informs continuous quality improvement by the primary care physician. We are working with our local stakeholders on projects related to crisis diversion and telehealth. We also have a clinical nurse educator that manages the care coordination team and works with all clinical staff.

As of March 2022, we have already hired one replacement that is building up their volume and working to hire the other replacement. As needed for our patients, we again did not count these numbers as part of our reporting. We filed our annual report on March 2022.

There is a need for review of medications in the ED because patients often receive fragmented and episodic care, leading to poor diabetic outcomes. The clinic, providing a local option for care, can delay or eliminate future diabetic complications. We have 3 care coordinators that work all facility under the UT Health East Texas umbrella. We also have a clinical nurse educator that manages the care coordination team and works with all clinical staff. During 2021, HRMC implemented our two core activities of (1) chronic disease management and (2) patient education. We also have a clinical nurse educator that manages the care coordination team and works with all clinical staff.

HRMC did not add a unit but instead expanded and added more ICU beds to accommodate the need. This was very stressful for the staff. The Center is staffed by a Master Certified Health Education Specialist, and four Certified Community Health Educators. The Center is open 24 hours and continues to offer telehealth as an alternative option for clinical services. The past few years, HRMC has been part of the UT Health East Texas umbrella. We also have a clinical nurse educator that manages the care coordination team and works with all clinical staff. There is an increase in our MLIU population but expect that to increase as we move forward with the pandemic. We have implemented data collection utilizing the SQL programmer, in conjunction with Healthcore's SDOH tool, provides data on patient health status during COVID that the construction was done to improve care and provide better service. It has been a challenge for Christus Regional Medical Center (TRMC) has implemented many steps during this pandemic to focus on our patients. We have 3 care coordinators that work all facility under the UT Health East Texas umbrella. We also have a clinical nurse educator that manages the care coordination team and works with all clinical staff. HRMC joined with University of Tyler in January 2021. The previous Executive Director position was restructured at HRMC. The Health District implemented a parking lot check-in process for clients that includes a health screening via the telehealth platform.

HRMC and the Community Services Center collaborate to bring about needed process monitoring and change in order to achieve success. There has been one significant and extended spike since last September. The hospital safety team has driven a number of changes to rely on technology to meet client needs. Burke maintains its Texas HHSC certification as a designated Telehealth site. HRMC and Christus (referred to as CHRISTUS) have a combined service area that extends to the southeast coast of the state. HRMC continues to engage community stakeholders, and making data informed decisions to help guide practice transformation.

HRMC is in an environment that we have made as safe as possible. Our processes have been solidified and we have implemented telehealth. HRMC has a goal of 2% or less within each of our Emergency Rooms. Unexpected challenges during the pandemic have been addressed. HRMC plans to continue utilizing tools and practices that developed because of the DSRIP program. Quality improvement projects are ongoing. Requirements and overall quality process. Cat B was not completed in this round. Cat C progress: Almost all projects are completed. HRMC continues to improve our processes and service provision, as needed. We continue to build relationships with other organizations. HRMC's current reporting submittal (April, 2022), Category B will not be reported, as it was reported with the (2021) report.

HRMC continues to refuse the vaccine. Core activities for patient education targeting tobacco cessation and pneumonia prevention are ongoing. HRMC's clinical leadership stands behind these efforts, as all of the measures in the Category C portfolio support the goal of reducing the burden of disease.

types. The all payer rate of ED utilization for acute ambulatory care sensitive conditions also decreased for 2019, focused on primary preventive care and cost-effective. BTHC core activities include pregnancy testing

assessment for pregnant women and Post-Partum Follow-Up and Care Coordination were successful for 100% of patients. For the Emergency bundle, C outcomes and goals. Despite the significant challenges related to COVID-19, we have met our MLIU target. We have been able to sustain the tele-pharmacy for its patients. Approximately 70% of the inpatients are currently participants in our program. COVID-19 has impacted the turnover rate amongst all staffing and has contributed to a decrease in coverage, and low income within the community became more evident during the COVID-19 pandemic. 1

on that maximizes the use of technology and best-practices while facilitating collaboration and information access to Care and Inadequate Transportation options have long been an issue facing residents living in unincorporated areas. No one recommends complacency when cases are in the double digits, but we do look for

TS accredited, critical care, air medical transport service, provides care to patients needing Level 1 trauma care. AMTS accredited, critical care, air medical transport service, provides care to patients needing Level 1 trauma care. We have been successful in increasing seasonal influenza vaccination early in 2021 as patients seemed to be choosing vaccination over original COVID. No one recommends complacency when cases are in the double digits, but we do look for ways to prevent others. Our 150-acre campus also features designated specialty centers: the Heart Center and Texas Stroke Center. The Greater Houston area. OakBend Medical Center is a (OakBend) DSRIP Projects help OakBend bridge the gap between the two hospitals. The positive measures in CY2021 directly to the interventions it provides as part of Core Activity #1. Rice will c

aining a sponsor prior to discharge. Male and Female only AA groups have also been implemented. Additionally, our Primary Driver of Implementing a care transition and discharge planning program and post-discharge planning program continues to thrive and offer the only alternative to inpatient psychiatric hospitalization for our care. The cost per capita cost of care. Although the COVID-19 epidemic has presented many challenges over the past two years, we have been successful in the transition of care as many medical providers in our community utilize Epic. This transition has been successful in contacting 100% of patients after discharge and resolving any service alerts that are triggered within 24 hours. Additionally, as well as a coordinated/ team-based approach, we strive to meet the patients where they are

. The target population includes all patients at Spohn Kleberg hospital campuses who are at risk for sepsis

exam rooms (two more than the previous site). Spohn educated the community and surrounding area about the new clinic (pursuant to HHSC's Plan Modification Approval). In DY 4, Spohn hired a Nurse Practitioner and t

participated in an online learning collaborative on April 6, 2022. A continued challenge for our Center is to increase the number of patients who are able to resume visits at home, which provides great insight into patient needs i.e. social determinate

of health. No one is turned away regardless of ability to pay. Victoria and surrounding counties are served by the program. The majority of patients are on Medicaid and uninsured as the majority patient financial class. Measure Bundle I, or Care Transition P

South Texas that spans 6,336 square miles and all seven counties are designated Medically Underserved Areas. The effects continue to be a struggle for our facility as we are limited in the number of staff who can track and c

for Pneumonia vaccination. We feel now that we have been monitoring and evaluating the K1 measure

ive 1115 waiver service programs that provide diabetes and chronic disease self-management education. Clinic appointment were greatly impacted by this change. Traditionally, BMI education was provided a database, but our i2i data mapping and reporting software was not displaying a portion of it. This was not intended hours to serve the established patients of the Family Health Centers. Spohn surpassed the original care, we now have additional physicians available to provide care to our patients and have good volume.

a 30-bed Neonatal Intensive Care Unit (NICU), and an American Diabetes Association Accredited Diabetes Comprehensive health care to the residents of South Texas for almost forty years. Some of the services provided QPI metrics for Category B. All measures for Category C have been reported on in DY11 Round 1. The CC

o help Diabetic patients adequately control the disease and prevent complications and admissions. Our c

id operates the only 911 Land Ambulance EMS provider in our county. Our hospital is available and ready the DSRIP program to the Directed Payment Program for Behavioral Health Services (DPP & BHS) and the and hypertension control to the community and home setting. We enrolled 90 new participants in the p fellowship programs as of late 2021. Along with the growth of the school of medicine, UTRGV has also l diabetes care and hypertension control to the community and home setting. We enrolled 160 new participants to identify additional opportunity. The Baptist Continuing Care Network recently started having commit

formance. Despite another challenging year due to the COVID-19 pandemic, CHofSA is able to report 100% though CSR did not achieve 100% for every metric, it is very pleased with its overall performance; especially throughout our very rural service area to include persons with severe and persistent mental illness, care is offered equitably throughout Bexar County. Metro Health has also implemented a new program with

o have two major components: 1) The SAMHD-TB program provides latent tuberculosis infection (LTBI) services with MDs, physician assistants, and, nurse practitioners. The Chronic Care Coordinator will team up with improving access to care in our community and the surrounding counties it serves. We remain 40 miles with A1c values of nine or greater. We will be submitting our Provider Summary Report and Category C data interactions with some trepidation for attending group services. Our staff remain focused on helping individuals continue to implement lessons learned and best practices from partner organizations and programs. In and follow up, we hope to reduce preventable complications. The Rural Health Clinics (RHCs) used a graded action plans geared to move the rate back down to align with Methodist's Overall Clinical Excellence goal

orative & PICC (intense behavioral health care management to address patients social and physical needs) on. To achieve our goals, specific focus has been on the following aspects: 1) continuing to increase patient locations and recently expanded to one additional location this year. CHCS continues to work collaboratively performance. Population Health staff was actively involved in scheduling appointments for patients with is led by an interdisciplinary team of both clinicians and administrators. These teams have been tasked with ing sections. COVID19 IMPACT - COVID19 has deeply impacted all care provided by Uvalde Memorial Hospital. Patient continues to be critical for the success of our DSRIP Pediatric Bundle and most importantly for our ability to consult and help with evaluation and setup of our EMR including automation, patient communication, and participating in the Directed Payment Plan for Behavioral Health Services. DY11 process improvements

plementation of a new intervention in DY10. This new intervention involved the creation of a physician

of initiatives and their impact on DSRIP measures. This allows the CCC to actively identify opportunities f

es care with increases in the rate of foot exams from 0.2909 at baseline to a final rate of 0.7723 and im
with the majority of numerator cases receiving ambulatory services outside the performing provider sy:
. South Austin Medical Center is reporting all category 3 measures which reflect the performance in 202:

'omen, Infants and Children and Medical and Nursing (M&N). The M&N division operates out of two clin
and a performing provider as well as the Local Mental Health Authority (LMHA) and Developmental Disa
emergency department in Leander, Texas and the Cedar Park Regional Family Imaging Center. The hospit:
of health and trauma at intake and provides integrated health care by providing physical health services

ciently serve the health needs of our community regardless of COVID. It has also had a positive impact ir

a steady increase in patient volume from 2017 (2148) to 2021 (5,585) visits ending fiscal year 2021. Th

1-103 and K1-105. The measure percentages are down for K1-268 and K1-285. It has been a challenge to
White Medical Center ¶Marble Falls continued to align opportunities that increase efficiencies and supp
d White Medical Center ¶Temple serves as the safety net provider in Bell County and surrounding areas. I
ugh core activities are stable and will continue post-DSRIP with ongoing monitoring and improvement ac
ocal clinics: Samaritan Health Ministries; Sacred Heart Community Clinic; and Lone Star Circle of Care ¶Tay
tcomes. Although our clinical services resumed all activities in 2021, recovering from the large time divi

White Medical Center ¶Irving continues to align opportunities that increase efficiencies and support sust

rite University Medical Center continues to align opportunities that increase efficiencies and support sus
th Texas. Measure bundle summary: B1: A great deal of activity has centered on our Enterprise Care Man
or CHG bathing protocol. For Surgical Site infections, we had 4 infections on expected 14.624 for a SIR of
infections. We are also at 92% for CHG bathing protocol. For Surgical Site infections, we had 1 infectior
ce central line infections. We are also at 70% for CHG bathing protocol. For Surgical Site infections, we l
97% for CHG bathing protocol. For Surgical Site infections, we have achieved 1 infections on expected o
participate in their events, conduct presentations or provide educational materials. Accordingly, we par
l box as directed. We have not run into any significant barriers that could not be overcome, but 2021 wa

ring out to the public. DECM made it feasible for individuals to continue their diabetic care, allowing hor
alysis. Our consistent goal since the start of DSRIP 2.0 has focused on utilizing telemedicine and telehea
continues to re-establish contact with area resources such as food pantries, low-cost primary care provide
continues to re-establish contact with area resources such as food pantries, low-cost primary care provide
continues to re-establish contact with area resources such as food pantries, low-cost primary care provide
e making an impact on our measures. The Center continues reporting our APM with Aetna, Amerigroup,
member of the RHP in region 9 and is working collaboratively with the other members of the partnersh
on opportunities for chronic disease patients to assist them with self-management skills. The outcomes
program has been delayed since COVID but will re-start in the Fall of 2022. Re-initiation of this outrea
his nurse-driven clinic model remains focused on evidence-based clinical practice, individualized patient
have their chronic disease fairly well under control have this option with an in-person visit required ever

have remained at a 2-year low. UT Southwestern has continued its efforts to improve vaccine access for

White All Saints Medical Center continues to align opportunities that increase efficiencies and support sust:

91% for CHG bathing protocol. For Surgical Site infections, we had 2 infections on expected of 6.321 for SI infections. We are also at 94% for CHG bathing protocol. For Surgical Site infections, we have had 2 infections. We are also at 80% for CHG bathing protocol. For Surgical Site infections, we had 3 infections on expected reporting period. Outstanding vaccine needs continue to be centered on flu and rotavirus completion. Training within the organization are what has led to our ability to meet quality expectations while growing in volume. ER, generally do not live here as we are a town with a healthy tourism population and they frequently do not return during COVID-19. Referrals to the service have increased significantly with hospitalized COVID-19 patients.

Identifying and connections to social determinants of health. New provider is in place seeing patients. Hospital

Improving access to high-quality care; 2) Adhering to nationally recognized standards; 3) Monitoring and assessing. We continue to re-establish contact with area resources such as food pantries, low-cost primary care providers, injury and trauma. Based on these reports ERM chose the K-2 Rural Emergency Care bundle as our model. CY2021 reporting and qualitative questions have been completed in the April DY11 Category C reporting template. Staff burnout and turnover. All of these issues have affected the delivery of our program's measures and are being addressed. Health centers across Tarrant County, providing 1.7 million patient encounters annually, including more than 100,000 visits to the emergency department or inpatient unit into our program. We have added a registered nurse to the program. Behavior changes recommended and with their care plans. The addition of virtual visits during COVID re-emergence on a routine basis. The program continues to monitor program metrics, but also reviews data associated with re-

Identifying that Clinic in addition to the HELP Clinic. Provider is exploring the opportunity to provide post discharge care as the pandemic wanes. Evidence-based classes are also offered by the hospital and recommended by the hospital. Implementation of quality initiatives across all programs, including DSRIP and MCO agreements. Additionally, UNTHS

and Saturday hours also. We continue to expand our specialty services with new pain and OB/GYN physicians. Increased coordination with number of physical health care providers. We are continuing to report on this

Health time in the right place and at the right cost. From March 2020 until present, we have been unable to utilize the hospital as needed, thus helping with the long-term sustainability of the hospital. EMHD had been providing education to our patient population. Being in the middle of a pandemic during CY 2021 was a real eye opener. The help of one remote supervising physician, who does not see patients in our clinic, and three nurse practitioners has been gathered from our EMR and patient registries in our clinic to include all patients and their financial

to be the most challenging yet in regards to data collection and report building. In January of 2021, the

or in the case of our K-1 bundle, what their options are to kick the smoking habit or making sure those who are able to make progress in meeting a significant need for maternal care for our patients. In June of 2021, we

are able to provide locums coverage in that office, to maintain access for those patients. Family Practice physicians

patient ID, patient's name, age, payer type, and three separate columns identifying whether the tobacco, p

C goal. We also achieved 100% of the goals for B2-392 goals. This has shown to be remarkable because

activity and goal within our emergency department is to use a Nurse Practitioner and additional ER Nurses as a profession. DSRIP indicators were affected as clinical services were altered and restarted after quite some time. The success we've experienced will extend long past the conclusion of this program.

Some problems on our Cat C since we were shut down for about 90 days. On Cat C, we have continue to have a case manager in the emergency department. These case managers follow up with patients by calling them. A letter may be sent with the patient or faxed within the appropriate time frame as specified in the measure. After a few years, GPCH is proud of its progress regarding Category C outcomes. GPCH is reporting all of its Category C outcomes successful in our recruiting efforts to replace the FP. We had 1 pediatrician that came on board in July 2014.

regards to our medication reconciliation process, transfer procedures, and Emergency Department admissions have made up for the loss of that provider. We saw good return of members back into the clinic during 2016. We had one Family Medicine physician join in February and one FNP was added to the clinic in March. Also, moving to the clinic-based model continues to be successful. We have been able to standardize and improve

ated by StarCare Specialty Health System (StarCare) a community mental health center (CMHC)/governmental mental health authority/governmental entity/public provider under Chapter 534 of the Texas Health and Safety Code. They all answer questions regarding their current tobacco use status and are seen at the clinic for increased access to care, continues to thrive and I don't foresee going back to a 9 to 5 schedule. Whether measure targets were met or not, our patient populations within our two bundles - met in one of these programs. We are able to help the patient to receive continued support by this team. We had to have a delayed baseline reporting of 4/1/2018-9/30/2018 and reported in April. Ochiltree General Hospital overall quality process. Challenges include continuing to learn to use a new Electronic Health Records system for occupational therapy evaluation in 2021. The staff strived to provide smoking cessation through education and overall quality process. Challenges include the inability to track DSRIP quality data in real time for occupational therapy and overall quality process. Challenges include the inability to track DSRIP MLIU and attributed labor. Transferring patients in a timely manner through the surge periods were often times very challenging.

e continued to advertise and educate community members about this service via our hospital website, s
ructure time for admitted patients, is monitored monthly and reported in quality improvement meetings. I
programs current progress, activities and outcomes achieved through Rapid Cycle Change (PDSA). DSRIP
that align with the C1 bundle quality measurements. Since the COVID Pandemic, we have increased our
al teams. While our foundation for DSRIP remains largely unchanged we have made advancements in ou
COVID spikes. We continue to streamline coordination with front office staff to prioritize new OB appo

will participate in the Directed Payment Program for Behavioral Health Services (DPP BHS) as the alternative during the early phases of the 1115 waiver in 2011, then CEO Chris Ekrim developed the initial plan for YC Metrics to develop innovative payment models in rural health care. Ballinger Memorial Hospital (BMH) is a

ease (STD) and the Immunization Clinics in June 2021. With this said, from June-December 2021, the HHS implemented new policies to address the requirements and overall quality process. Cat B was not completed in this round. For Cat C, Tobacco, ACP put into place policies which will help if this is ever to occur again. We have had to implement new training

I guidelines to protect patients and staff. Then we went to monthly COVID 19 meetings and are now holding each patient's tobacco use status from the screener and provided and documented smoking cessation

on we believe that within the coming years, we can see a higher percentage of pneumonia vaccinations. e case for our wound care. If our patients in the hospital are discharged home or to the nursing facility, part of West Texas. During the DY11 April reporting period, we will be reporting that we have continued

quirements and overall quality process. Challenges include the inability to track DSRIP quality data in rea onents, quality requirements and overall quality process. Challenges include the inability to track DSRIP

; improving the health of populations; and reducing the per capita cost of health care. COVID-19 contini

ll quality process. Challenges include the inability to track DSRIP quality data in real time to gauge the ef ; services, our organization also experienced a decrease in staffing which affected some of the dedicat

veloping a more integrated health network in Midland that supports communities across the West Texe ed that the advent of telehealth for appointments, some patients no longer want to come for an in-pers become part of our core service array and are highly valuable to the residents of our local communities. close this gap. We are working on revising education material to provide to our patients and community nformation to be captured in the reporting mechanism. Our EHR Analysts continue to work with staff to es to our processes. We no longer are utilizing the enhancements mentioned in our last summary. We a

population who require assistance to access routine immunizations, cancer screenings, and family plani eated a strong multidisciplinary approach to patient safety and we continue to build on our culture of sai h we continued to struggle with in CY2021. Moving forward and post-DSRIP, UMC will continue efforts (

th partner activities and support the overall goal of the DSRIP program. Our hospital departments, case r mer members of the partnership to transform the health care delivery system of the El Paso community. ! s a population of approximately 722,676. PMH is an active member of the RHP in Region 15 and is worki measure bundles: C1: Healthy Texans, D1: Pediatric Primary Care, and E1: Improved Maternal Care. The F iving preventative care and education. We have implemented several new processes, including a Chroni

igs Program. We are currently enrolled in a "no risk" ACO model and demonstrated shared savings in ye: and Transition Projects have become the Chronic Care Management Program that enrolls patients into ring the two years of the pandemic. We are fortunate to have excellent staff who have all pitched in, filli Center Hillcrest is the safety net provider in McLennan County and surrounding areas located in the epic

n therapy. Standard work processes implemented through core activities are stable and will continue pc

ounty, Grimes County, and Waller County (combined population of 221,330). HHH Conroe offers compre k assessment with individuals initially diagnoses with Major Depression or who present with risk behavi DY 10, there has been a continued decrease in the unique patient population in the MCPHD clinic due to Baylor Scott & White Medical Center Brenham will continue to distribute educational materials to the M Baylor Scott & White Medical Center College Station will continue to distribute educational materials to hen, there is not currently an active opening for this position. We are still continuing to impact College S nents, quality departments, emergency departments were completed to determine the most effective a on care coordination and collaboration during hospitalization and post-discharge to meet patients' needs abetic patients for managing their disease. The diabetes telehealth program continues to address the ch

ill be transitioned to outside services with medication as appropriate. 1115 funded crisis services will also (1: Hospital Safety). HMH was able to garner 100% achievement for all its Category C Measures except for one in particular. Our selected DSRIP Measure Bundles is E1. A summary of our progress in each of the three

ons. Additionally, along with the rest of the nation, we have been struggling with staff turnover in what

ioral health services provided to low income, uninsured and indigent individuals in this North Texas region of 10 residents. There is also an estimated 20% of the population uninsured, underinsured, and/or living at the White Medical Center. Centennial continues to align opportunities that increase efficiencies and support in achieving a tremendous success in expanding primary care to the unmet medical needs of the Medicaid, low income

of our clinics on National Rural Health Day but had a low turnout following rumors of the Omicron variant deliveries and reduced the need to reschedule clinic patients when an unscheduled delivery occurs. The success

ire Clinic (CCBHC) and is working with other LMHAs to establish an Advanced Payment Model in Texas. A major goal. The improvement of patient care and satisfaction is imperative and is a continual initiative for L

IENT. THE SUPPLEMENTAL STATE STAFFING THAT WAS PROVIDED TO ASSIST WITH CARE IN COVID PATIENTS in the ER as well. We are continuing trying to keep ED visits and readmissions lowered by our sick time hours, immunizations, Hemoglobin A1c, occult fecal blood screenings, PSA testing and Low Dose CT Scans performed. We have participated in a number of calls with them, and we routinely get update e-mails. We are confident exams continue to improve. Data specialists help monitor the status of preventative measures routinely in

ssure, reporting for all payor 89/115 = 77.39%. Improvement is due to continuous Primary Care follow-up

inization like ours to continue growing and providing better healthcare for underserved and uninsured populations

ll in our community. However Laredo Medical Center never wavered from its commitment to provide care

improvement activities directed towards reducing health disparities. M1-146, i.e. Screening for Clinical Depression from the hospitals and jails. We continue to work on sustainability of the DSRIP programs so that we can continue to educate them on the quality metrics and how to provide the care intended. The program manager

placements still. We also have a care coordination team dedicated to DSRIP and promoting the quality care. We filed our Category D template in April 2021, filed our Category A and B in October 2021. Category C is on track to

care due to the lack of primary care access. The data for the K2-287 measure set was electronically pulled for diabetic short- and long-term complications for diabetic patients. The continued focus on patient safety is maintained by a nurse educator that manages the care coordination team and works with all clinicians to educate them on disease management and (2) improved access to specialty care- Behavioral Health Services. COVID presentation to clinicians to educate them on the quality metrics and how to provide the care intended. The program manager

successful since our other acute care hospital closed 100 beds because they did not want to pay for contract labor. We have two Workers, two of which are bilingual staff members. Together, this team of lay professionals staffed a COVID clinic. We have been challenging regarding patients coming into the clinic to be seen versus tele visits due to COVID. The care team and works with all clinicians to educate them on the quality metrics and how to provide the care intended. We also have a care coordination team dedicated to DSRIP and promoting the quality care. DSRIP brings along with it a lot of driven information to help Care Coordination teams address the needs and improve access to care consistently. It has been very helpful and a new medical director and nursing director for the ED were hired. This was also a year of growth in our community including the implementation of COVID huddles for all COVID patients, COVID call center in place, a nurse educator that manages the care coordination team and works with all clinicians to educate them on disease management. UTHSCT to align as a Division with UTHET to a Program Director. On September 10, 2021, UTHSCT implemented a cell phone, which must be completed before entering the facility. Once in the facility, all clients must stay

ess. BHSET's Outpatient service lines include Baptist Regional Cancer Center, Wound Care Center, SmartHealth, and others. Initiatives during this period that have had an impact on our DSRIP core measures, including the re-evaluation of the Texas CCBHC. We continue to provide care coordination to fully meet the needs of individuals, closing loops, to the southeast border with Louisiana, and northward into East Texas, an expanse which includes a care

We have continued utilizing the EHR Transfer Communication tool has been one of the biggest savings within the system. We have presented staffing challenges as Registered Nurses continued their commitments to travel nursing due to COVID. Quality metrics will continue to be monitored, changes in workflows will be initiated to ensure access to care is maintained. All measure goals were achieved at 100%, except for Advance Care Planning which was achieved at 75%. The program manager continues to work with other community partners to increase the availability of services to address the needs of our clients. This is reflected in the October 2021 reporting submission. Category D was also reported with the October 2021 reporting submission.

vaccination continue. Staff training and dissemination to patients remains with changes implemented as we move forward. The goal of right care, right time, right setting and right cost. UTMB continues in its efforts to return to "normal"

from 8.98% in 2020 to 5.94% in 2021, and the ED utilization by MLIU patients with these conditions fell 7.6% and prevention counseling, contraceptives (include long-acting reversible contraceptives), STI/HIV prev

their Maternal Care measure. Southeast OB clinics staff provided excellent prenatal and post-partum care. Chronic Ambulatory Care Sensitive conditions West was able to achieve partially DY9 carry forward and Category A and Category C outcome measures. We have transitioned back towards more traditional operations with Medicaid/Medicare eligible, allowing for a positive impact on the Medicaid/Medicare population for our measure. Due to impacted the ability to provide proper provider training. In 2021, ECMH opened more clinic locations. The desire for, and engagement in, implementing change remains strong and the appropriate partners are

on sharing. Throughout calendar year 2021, Harris Health has continued to build upon previous year activities in incorporated areas of Harris County. Lack of access to reliable and affordable transportation is a challenge moving forward to normalcy whatever that may look like. Methodist leadership determined to steer the community

to services or other high-level care including stroke and STEMIs in a 150-mile radius, which includes all of our trauma services or other high-level care including stroke and STEMIs in a 150-mile radius, which includes all of our services. Transition for COVID-19 over vaccination for influenza. Furthermore, it wasn't until late 2021 that new guidance was issued moving forward to normalcy whatever that may look like. Methodist leadership determined to steer the community towards sports Medicine Center. HHH Tomball is committed to providing quality healthcare while making a difference in the healthcare gap between the present healthcare system and the under-served population. Oak Bend is committed to continue to work on improving performance rates for the A1-112: Foot Care Exam and A1-508: Reduce C

ditionally, a dedicated group called "What's the Next Step?" has also been implemented to address all areas of our care support program. The Transitional Care Team has continued its program of direct patient Health Risk Assessment in the attachment area. The Crisis Center is back at operating at full capacity. The Primary Care Integration project is in its 10 years, TCH strives to attain positive impacts on DSRIP goals. TCH Information Technology services continue to be challenging in both documenting the provided services, but also pulling data for these services. We are successful in our efforts. Initiatives: 1) askMDAnderson call center (implemented in 2020) a. Hours were expanded from 8:00 a.m. to 6:00 p.m. Below are just a few highlights of our accomplishments this past year: Preventive services, such as scr

is, including elderly and surgical patients. During DY2, Spohn Kleberg discharged approximately 4,113 inpatients.

About the Freer Clinic expanded care capabilities through direct mail, newspaper advertisements, and peer-to-peer support staff to increase the staffing in the FHC. The care Spohn provided to patients in the new primary care

developing a sustainability plan for our integrated services program once DSRIP funding ends. We are currently in the middle of the cycle. CCMC was not able to report achievement of goal for either of its B2 Measures for PY1, PY2, PY3, and PY4. The CHW continued to make follow up calls to patients who did not have a PCP. Our discharge planning

program. Initially developed to support 12 family medicine doctors, the response was so positive that applied to other providers, will continue to provide early intervention services in coordination with PCPs, their parents, and other

Areas (MUA) with five of the seven recognized as Mental Health Professional Shortage Areas. Since becoming a MUA, we have compiled the multiple pieces of data to back up our projects. But all in all, we believe that we have satisfied the

for over three years, we should continue to increase our rate and show achievement on the four measures.

n for residents of Nueces County and surrounding Coastal Bend areas. The costs of comprehensive diabetic care were identified as soon as the medical staff identified the issue. In addition to vital signs, staff would also provide glucose monitoring during the audit and has since been corrected. The new DY11R1 reports are now displaying this information. The new DY2 goal by expanding its primary care hours at the Northside Clinic by a total of 6 hours per week (2 times per week). During these challenging times of the ongoing coronavirus pandemic, these DSRIP payment programs

is Management Center. Our goal to work collaboratively with the community to increase patient access, and at CVRMC are: Level III trauma care, 24/7 Emergency Services, Open heart surgery, Neurosurgery, Endocrinology. COVID-19 pandemic has continued to pose challenges in delivery of care in a face-to-face setting, however

challenges with our Program have been achieving consistency in staff compliance with our measure activities

dy to provide health care services to its population of 64,633 residents living in Starr County, Texas; which is a Public Health Provider. The Charity Care Program (PHP CCP) as a means to sustain capacity and maintain the program in 2021 and provided 1,548 home and phone follow-up visits serving 464 patients of RGSC and SMC. We built UT Health RGV, the clinical practice arm within the school of medicine that now has board certified physicians in the program in 2021 and provided 1,218 follow-up visits serving 472 patients of BCHC and HFHC. (Continued) We held committee meetings and stakeholder forums again as COVID hospitalizations began to decline. The CCN continues

% achievement for 10 of its 11 Category C measures. It continues to attribute much of this success to its efforts in considering the numerous challenges it faced throughout 2021 as a result of the COVID-19 pandemic. We continue to serve persons with co-morbid mental health and medical or substance disorders, persons with intellectual and developmental disabilities, and persons who are homeless. We collect COVID-19 testing data from local providers to send vaccination reminders to the local community

screening, testing and treatment activities in the community and collects and reports performance data from the Dimmit Regional Hospital outreach coordinator to increase community engagement and improve access to care. We are away from the next most urban area hospital that would provide a higher level of care to our area population. We plan to open in April 2022. Our focus continues to be on our core activity, which is the management of targeted populations. We ensure individuals in services remain safe and cope with the challenges presented by COVID-19. The system continues

to implement the "Connected in Care" program, our core activity starting in DY9. The first cohort of C-sections. 202-151 Methodist achieved its PY4 Goals for administration of Antenatal Steroids. Of the eligible deliveries

saw an ED visit reduction of 86%. TVMC uses patient navigation resources (in-house and community) to enhance coordination of care and appointment scheduling,2) work closely with community providers to enhance coordination of care and appointment scheduling,2) work closely throughout its divisions, leadership levels, and workforce. Our service delivery system is more consistent with outstanding items such as missing vaccinations, missing eye exams and missing A1C tests.-University Hospital. We have taken on the responsibility of developing workflows and processes that enable our practice to address our community's needs. Inpatient / observation admissions significantly increased, outpatient procedures decreased because of COVID-19 patient care. We remain focused on delivering the highest of quality care to our patients and community members, and electronic access/sharing of records with other providers and patients. As stated in the previous report, we have focused on increased data sharing with other healthcare providers and access to health information for

referral process which helps to engage physicians through improved alignment with the patient's plan of

for improvement and correct any issues in a timely manner. The CCC and its contracted providers contin

provement in A1c poor control from 0.3598 at baseline to a final rate of 0.2398. Provider also demonst
stem. Additional data analysis resulted in a much lower admission rate for patients receiving their diabe
1. Since the previous PPP reporting period, St. David's South Austin Medical Center has continued to be c

ics, one in Temple and another in Killeen. Under the direction of the Local Health Authority, Bell County
ibility Authority (LIDDA) for Bastrop, Burnet, Caldwell, Fayette, Gonzales, Guadalupe, Lee and Williamso
al is accredited by The Joint Commission, as well as the Bariatric Comprehensive Center Accreditation by
at the Temple Clinic location to assist in helping patients navigate to primary providers and avoid unnec

n our ability to serve our community fight against COVID-19. This has been through the care of infected

e clinic has had success recruiting providers to provide therapy and medication management to patient:

o continue with numerous strategic strategies as BSW Llano originally started reporting on a K1 preventa
ort sustainability through common practice processes across participating provider hospitals and clinics. I
Post DSRIP, we plan to continue several new processes to address challenges from the previous year incl
activities as indicated by changes in the electronic health record and/or internal quality goals. Category C
/lor, Georgetown, and Round Rock Clinics. RRMCC continued its collaboration with the Access 2 Care clini
ersion from COVID-19 vaccinations there were many challenges to meeting our goals for all our measure

ainability through common practice processes across participating provider hospitals and clinics. BSWH :

tainability through common practice processes across participating provider hospitals and clinics. BSWH
agement (ECM) team during DY10 with strategic planning sessions around improving clinical workflows
f .2735 which achieved 100% of DY10 goal. For Post-operative sepsis we had a rate of 3.2994 which achie
r with expected 3.24 for a SIR of .3086 which achieved both DY9 and DY10 goal. For Post-operative seps
had 2 infections on expected 4.278 for a SIR of .4675 which achieved 100% of DY10 goal .8735. For Post
of 1.991 for a SIR of .5023 which achieved 100% of DY10 goal. For Post-operative sepsis we had 1 infecti
ticipated in 13 community events and conducted 27 presentations thereby reaching an estimated 2303
is significantly impacted by the our Covid related activities. All our Core Activities are supported by the 3

ne delivery for medications and diabetes glucose testing supplies. During the first COVID surge, DCPH clc
lth services to provide consultations and increase capacity for behavioral health and other specialty pro
rs, housing assistance providers, etc. Interventions targeting patients with chronic diseases like diabetes
rs, housing assistance providers, etc. Interventions targeting patients with chronic diseases like diabetes
rs, housing assistance providers, etc. Interventions targeting patients with chronic diseases like diabetes
. Molina and Beacon. The agency continues to meet with other Managed Care Organizations to discuss A
ip to transform the health care delivery system of the Dallas community. 094194002.2.1: Enhance/Expa
have demonstrated continued improvement. The volumes at HHM continue to increase, particularly wit
h program will greatly increase the number of children who receive screenings, sealants, and fluoride. V
education and the identification and mitigation of various social determinants of health. It is staffed by
y 3 months to include lab. Additionally, program uses a closed Facebook page to provide live education

both patients and providers, including the recommended second booster for those who qualify. In prepa

ainability through common practice processes across participating provider hospitals and clinics. BSWH,

R of .3164 which achieved 50% of DY8 value. For Post-operative sepsis we had 2 infections for a rate of 3
ons on goal of 1.672 which achieved 50% of DY8 value. For Post-operative sepsis we have had 1 infectio
ed of 4.912 for a SIR of .6107 which 100% of DY10 goals. For Post-operative sepsis we had a rate of 8.25:
o this end, we continue use of the following: (a) purchased extra flu vaccine supplies to potentially offset
n size. This is helping prepare us for a risk-based payment model. We continue to put processes in place
not remember or have a list of what medications and supplements they were on or, could not rememb

is exploring other options to expand services to the uninsured/underinsured population both as an out

essing 22 new quality measures to further integrate physical and behavioral health services; and 4) Pro
rs, housing assistance providers, etc. Interventions targeting patients with chronic diseases like diabetes
r core project. The high percentage of patients with these conditions, has created us to complete traum
emplate. Pending HHSC approval, Pecan Valley Centers had 100% achievement for 12 out of 13 measure
e not limited to DSRIP initiatives. The silver lining is that in late 2021 we have started to see a shift in con
ran 120,000 emergency room visits.DY10 has been a busy year for each of our interdisciplinary bundle te
rse Coordinator position to identify hospital inpatients with chronic illness who are at high risk for readn
main an option for patients under control for their chronic disease. Provider is looking at ways to expan
e admissions of this high risk population with a very low readmission rate of less than 5%. The program r

ided for chronic disease patients. These classes have slowly begun again. Social determinants support is
iC continues to create the necessary data and reporting infrastructure to transition from DSRIP to the ne

cians. WHC maintains its partnership with Wise Health System in participating in various incentive or risk
ree Category C measures - M1-105, M1-147 and M1-160. Our Crisis Services have seen increased activity

meet face to face with individuals to obtain a BMI due to increase risk of exposure to Covid-19 and due
ed reaching around 225 patients per month. Our full time PA there is fluent in Spanish, has practiced in
een providing financial assistance to a medical resident and she was scheduled to join our hospital medi
ener to some of the patient population just how important advance directives, smoking cessation, and v
ctitioners. We also have 1 PRN nurse practitioner on rotation. We lost our long-standing primary care pl
ncial class so we can include the required population in our reporting. We have identified a definite need

clinics went live with the Ambulatory application of Allscripts Sunrise, the decision was then made in De

older or immune system compromised individuals receive their flu and pneumonia vaccinations, we feel
e lost one of our OB/GYNs and to date continue with two OB/GYNs who deliver solely at PPGH. This loss

ician (although this physician was not contracted with the Hospital). The Hospital has seen its recruitme

pneumonia vaccines, and advanced care plan were addressed appropriately. We utilized filters within the

the COVID-19 volume for our facility was close to the same as in 2020. In 2020 we had 2,220 COVID-19 |

se to assess the patient (MSE) in an appropriate setting and continue to improve documentation of current time. Services have been well utilized and the public is glad to be able to access them once again. S

do well, but some of the biggest issues we face are the manual process of going thru each encounter as them to follow up with any needs they may need and communicating with the providers, schedule visits as we have continued to educate and train staff, we are seeing increased utilization of the tool and receiving Category C measures during this reporting period and also submitted an update in its Related Strategies item 1, 1 FP that started seeing patients in November 2014, 1 FNP that started seeing patients in January 15th

mission method. In regards to the core activity, we have definitely seen an enhancement in coordination

o, by adding a second Advanced Practice Provider to the clinic, we were able to treat more walk-in clinic improve many of our coordination approaches, get the care coordinators out into the clinics to integrate

ental entity/public provider under Chapter 534 of the Texas Health and Safety Code, serving over 500 people and Safety Code, employing just under 500 people, serving over 5,000 people per year with an annual budget and patients 65 years and older complete questions regarding their pneumonia vaccine status and advanced schedule for patients to see their doctors. Being the main clinic in our community and the only hospital, this

helping with medication explanation, physician appointments & medical advice before they just head to our Hospital's previously selected and approved DSRIP projects for DY2-DY11 reporting periods included: (1) the inability to track DSRIP attributed quality data in real time to gauge the effectiveness of the activities including provider education and training and the need for (2) quality data in real time to gauge the effectiveness of the activities including provider education and training, which caused a delay in transfer times. However, PRMC was often times the receiving hospital for (3)

social media, posters with the Medical Advice Line number and information, and distributing magnets with This has led to effective oversight of the measure to address fluctuations in a timely manner. This time categories continued to be impacted in 2021 due to the ongoing Covid-19 Pandemic health emergency. patient follow up calls, as well as chronic care management calls. We have implemented a telemedicine workflow application. These advancements have allowed us to transition the administrative work related to appointments for E1-232 and schedule longer new OB appointments so all the screenings and education can

ve to the 1115 Medicaid Waiver. West Texas Centers is very appreciative to Health and Human Services (HHS) DSRIP program. In collaboration with Plains Clinic nurse practitioner Mark Anna, two projects were submitted to Critical Access Hospital (CAH) providing Inpatient and Medicare Swing Bed (Skilled Nursing) services, a c

Health Department charted 318 STD Clinic encounters. Of the 318, 243 or 76.4% were MLIU; 9 of the 318 and Pneumonia metrics were achieved for 2021. The facility participates in HCAHPS, although not requiring and education with all new hires. The nursing staff is still following up with patients to ensure PCP v

ding quarterly meetings. We are still experiencing a decrease in overall volume; however, volumes are increasing with brief counseling interventions in the EHR for those who used tobacco. The interventions utilized inc

We utilize our survey information to ensure we are continually improving and meeting our patient's expectations. Our wound care staff can follow the patient to confirm proper healing is achieved. We continue to strive to work toward implementing processes needed to meet our goals. Although we are continuing to make

it time to gauge the effectiveness of the activities including provider education and training and the need for quality data in real time to gauge the effectiveness of the provider education and training and the need

uses to invoke many changes and challenges to the delivery of healthcare. We are continuing to learn, and

effectiveness of the activities including provider education and training and the need for staff to assist in the use of resources working on our DSRIP program. Even with the temporary drawbacks of COVID 19, our focus

as region. Our population health improvement activities have expanded as we have developed and nurtured on visit and this makes it difficult to monitor metrics such as blood pressure and A1c. With this, the nurse

Throughout DY 10, and even before, PermianCare has worked internally to identify strategies to allow the providers that will help navigate their life with chronic disease management as well as new COVID-19 protocols.

We ensure that all documentation is done in a manner to allow us the opportunity to properly capture all care and are not using the new contact strategy for our Patient Navigation team, which included pre-appointment,

providing services at the local health department. Since October 2021, the CEPDPH has served 2,906 individuals safely. We have met or exceeded our expectation for the Patient Safety Bundle, meeting all the metrics with (telemedicine/ telehealth appointments and mobile clinics) at our primary care clinics to help with our ir

workers, clinical staff, physicians, and administration continue to work in tandem to continuously evaluate. SPEDC is part of the Sierra Providence Health Network (SPHN), now renamed The Hospitals of Providence. Working collaboratively with the other members of the partnership to transform the health care delivery system. Family Medicine, Internal Medicine General, OB/GYN and Pediatrics clinics continued to provide access to a Care Nurse, new processes for screening for vaccination necessity/compliance, Social Services education

years 2019, 2020 and expecting additional savings for 2021. As the anchor for RHP 16, we have a voting member. The Medicare guided parameters to improve access and compliance with patient care. Patients reported in and helped where needed to keep everything going during these times and as we opened back up center of the impoverished Waco community. The pandemic has hit especially hard- diverting resources a

post-DSRIP with ongoing monitoring and improvement activities as indicated by changes in the electronic

comprehensive services that range from emergency services to the neonatal intensive care unit and include care prior or during routine visits, or following discharge from a psychiatric hospital. If risk behaviors are present, there is continued COVID-19 impacts as well as the turnover in the TB Nurse position. With this, there has been a MLIU population covering content for cancer screening and behavioral health. The educational materials are for the MLIU population covering content for cancer screening and behavioral health. The educational materials educate DSRIP patients through remote outreach and assisting them in getting established with a primary care and efficient process to create the ED Navigation team and program. Meetings with external stakeholders throughout the care continuum. Efforts include: Multi-Disciplinary Rounds (MDR), Leadership Rounds, and challenges and barriers to care, brought on by the pandemic and low-socioeconomic status of many of our

to transition as new funding sources are examined. Tri-County continues participation in the Directed Pay for 1, E2-601 Post Partum Hemorrhage, where it obtained 75% achievement. PY4 rates were much improved. Measures 232, 235, and 300, is summarized below. We have also summarized the progress in the core areas.

media has called the "great resignation." We have experienced significant competition in entry level positions.

Over the previous ten years, each program successfully exceeded all targets, while providing evidence of sustainability through common practice processes across participating provider hospitals and clinics. BS come and uninsured residents (MLIU) of Grayson County. This is in large part due to expanded hours, and the short breaks between surges were welcomed but short-lived and didn't give us time for recovery.

The short breaks between surges were welcomed but short-lived and didn't give us time for recovery. The size of our RHC allows us to increase the number of providers and our patient capacity as well. We recently

an APM will help reimburse the costs associated with providing CCBHC-level care. Three performance measures

WAS A TREMENDOUS HELP IN CARING FOR PATIENTS IN THE EMERGENCY ROOM AS WELL AS THOUGH at the clinic at both locations and our outpatient programs. We are now seeing an increase in our clinic for Lung Cancer Screening. These screenings have helped to identify, prevent and possibly detect disease. Also participate in the statewide webinars and learning collaboratives as they occur. We have continued to and activate alerts to notify frontline providers of measures to be completed. Although care navigators have

physical and nutritional assessments/services provided to the population. Individuals undiagnosed who present

populations. The CLHD's notoriety and reputation in our community increased as we continuously provide

are and it continued to recruit more physicians, staff and have new services and locations available for the

overseeing DSRIP left our organization in February of 2021. A new program director was hired in March

are DSRIP brings along with it. We currently have 3 care coordinators that work all facility under the UT H as well. Our primary care clinic faced some challenges this year as well, with the retirement of a provide

illed from FMC's EMR, MedHost. All visits where medications should have been addressed (ie: ED visits, reflected in the outcomes of the patient safety bundle. TMC Bonham Hospital maintains zero negative p n on the quality metrics and how to provide the care intended. The program manager overseeing DSRIP d multiple challenges that negatively affected core activity implementation and bundle performance. CO ger overseeing DSRIP left our organization in February of 2021. A new program director was hired in Mai

abor. To this day we still have 156 contract labor nurses in our hospital. On May 28, 2020, opening day 'ID19 vaccine HUB call center from December 28th, 2020, to May 30th, 2021. In June, the Center re-opened /ID fears, which in turn made it more difficult to disperse stool cards or take blood pressure readings. For ntended. The program manager overseeing DSRIP left our organization in February of 2021. A new program ith it. We currently have 3 care coordinators that work all facility under the UT Health East Texas umbrella stent with CCBHC standards. Healthcare continues to work with stakeholders and hospitals to improve care r of growth for CHRISTUS Trinity Clinic in Longview for both primary care and specialty care. Multiple ne English and Spanish to monitor all positive patients, ambulance visits daily to discharged patients to ens on the quality metrics and how to provide the care intended. The program manager overseeing DSRIP le mented the Epic electronic medical record. UTHSCT continues working with many of its great regional p op at a temperature kiosk that signals if a high temperature has been identified. While the pandemic has

Health Clinic and Baptist Physician Network (BPN). BHSET has been able to appreciate the fruit of its collaboration of all hospital staff on PPE usage. There is benefit in these practices for preventing COVID transmission on referrals, and attempting to ensure that all needs are met either within our service provision or the catchment area of more than 585,000 individuals. CHRISTUS is pleased to participate in the Texas Medical Center's COVID-19 response.

the pandemic world, ensuring that we are maintaining the safety and communication within our network to the economic benefit. With these challenges, it presented shortages that led to an increased length of stay, and marketing strategies will be developed to increase awareness within the community of the facility. This is due to some issues with a higher baseline under different providers. The facility has recently purchased new equipment and includes physical health and other available resources. We follow guidance from HHS, CDC, and Emergency Preparedness and Response. GCC will report 100% achievement for all Category C measures. All but one goal was achieved of 100%.

; necessary due to increased knowledge of weak areas. Staff continues to be encouraged to screen patients for "normal operations", as well as further strengthen the systems of care that support patient needs. Efforts to

54% in 2020 to 4.51% in 2021. WHMC employs 2.0 FTEs in our Emergency Room to establish a Navigator attention counseling, STI/HIV screening and STI treatment, comprehensive physicals, sport physicals, immu

re. On Maternal Safety measures C-Section was able to achieve DY9 carry-forward and DY10 goals, Ante DY10 goals. Due to the COVID-19 public health emergency West experienced a big increase in acute resp while still leading the City's COVID-19 response. Our specialty clinics have resumed offering their normal ur community. Since the telehealth coverage was put into place CCH experienced lower medication erro tion to continue to target MLUI population in rural communities. ECMH will continue to implement our nd stakeholders are at the table. Resources and momentum provided with the 1115 Waiver process hav

vities to improve the DSRIP 2.0 metrics. To facilitate these Performance Improvement efforts, Harris Hea ge that Harris County residents encounter while seeking healthcare services. Issues with transportation l unity it serves and a large and often frightened staff through the most serious health crisis since HIV-AID

f Region 3 and large portions of neighboring Regions. MH TMC is the primary teaching hospital for The L all of Region 3 and large portions of neighboring Regions. MHHS is the primary teaching hospital for The ce was released with recommendations for co-administration of these important vaccines. Additionally, unity it serves and a large and often frightened staff through the most serious health crisis since HIV-AID 'ence in our patients and families lives. We are enhancing our services and programs every day. HHH Ton ojects are improving patients' experience of care, streamlining processes, enhancing the development o Diabetes ED Visit measures. Rice continued providing interventions related to the cancer screening core

of the discharge process. This psychoeduca-tional group covers topics related to accessing community re Assessment and intervention on all risk factors, including Social Determinants of Health. BSLMC has impl : continues to help individuals control hypertension and diabetes by providing education and medication inues to proactively broaden electronic patient communication through MyChart, implementing telehea still going through the extraction, transferring, and loading (ETL) from one E.H.R. to another. In our deter l am to 11:00 pm Monday to Friday and 8:00 am to 7:00 pm (weekends and holidays) to include after clir evening tests, for the early detection of disease continues to be at the forefront of our purview. UT Physic

patients, 29% of which were Medicaid/uninsured (approximately 1,173 inpatients). After the start of this

rsonal letters to existing patients. The clinic opened for business at the new site on March 12, 2014 and t ary care clinic includes screening, diagnosis, and treatment provided by a nurse practitioner (NP) and ph

currently participating in the Directed Payment Program for Behavioral Health Services (DPP-BHS) which 3, or PY4. One challenge is that B2-387: Reduce ED visits for BH/SA is difficult to impact due to the inclus rge call back for focused population expanded to all patients that is performed by a nurse. The CHW rec

ication was made and accepted to always have 24 residents. The result is that these unfunded patients d other specialty care providers to ensure that each patient has the best opportunity for a healthy physi

coming a CCBHC Gulf Bend Center collaborates with the local Federally Qualified Health Clinic (FQHC) an d the requests needed to prove our projects successful. DSRIP projects have proven to be difficult to tra

ures on which we report. Though over the course of these projects, we have always struggled with deve

reduce unnecessary ED visits, improve maternal health outcomes, and improve hospital safety quality. Endoscopy, General Surgery, Imaging, Infectious Disease, Certified Stroke Center, Women's Center, Level III NICU, emphasis on safety protocols has helped mitigate this. DHR Health is not reporting on Category D metrics.

ch encompasses a 1,223 square mile area. Starr County counts with an estimated 37% of its population living in a CCBHC model of care. TTBH continues to improve access to essential health care in the Rio Grande Valley. One of the key components of these visits is addressing social drivers. All participants enrolled in the program, and fellowship trained physicians across 38 specialty services as of late 2021. Ambulatory locations span across the region. One of the key components of these visits is addressing social determinants of health. All participants enrolled in the program are required to evaluate their post-acute provider's quality performance biannually and maintain a high quality network.

or the following Cat-C clinical outcome measure: - L1-347 - Latent Tuberculosis Infection (LTBI) Treatment and enhance the health of our community through Clinic visits. The Chronic Care Coordinator will follow up on the patient's condition. We continue to offer telemedicine capability in our acute care setting and our rural health clinic. We serve a diverse population of patients, including underserved populations; e.g., chronic disease patient populations that are at high risk for developing complications, and we continue to struggle with staffing issues with positions being left empty in some areas for 12-18 months or more.

track over-utilization with aftercare as a key component. We are participating with the Southwest Texas Working with Clarity CGC Outpatient clinicians to improve in-house access to care, 3) increasing 72-hour persistent and streamlined with our system-wide approach to care. Our focus remains on our overall community health developed strategies to return safely to face-to-face encounters for patients. Further, University Health selected measures. Our DSRIP implementation retains the fundamental shift in how we manage and provide use of COVID precautions, the Emergency Department implemented a drive-thru process for screening patients. Monthly meetings have been held with the Clinic Nurse Manager, Community Health Educator, Pediatric reporting period were using several methods; Patient Service Call Center, email, SMS/Text, eCW camp clients through the regional health information exchange. In DY10, Integral Care signed an agreement for

Care. Although this new process has proven to be a bit more challenging than expected with the recent

rated significant improvements in cancer screening and chronic pain management as well as hospital safety net care within the performing provider system than the total population suggesting that the core activity on the front lines as a COVID-receiving facility and has worked tirelessly to care for the most vulnerable community.

Public Health District (BCPHD) provides the following services: preconception counseling, family planning in Counties. During 2016, BTCS was designated a Certified Community Behavioral Health Clinic (CCBHC) by the Metabolic and Bariatric Surgery Accreditation and Quality Improvement Program, American Academy of Emergency medicine, and the American College of Surgeons. BTCS also provides necessary emergency room visits by providing health screening and interventions at the behavioral health center.

ative care bundle and MCMC-C does not have an outpatient preventative care department. We have cor
BSWH as a system with providers participating in DSRIP projects across several RHPs, continued to focus
uding expanding clinic hours, offering walk-in availability, providing navigation to primary care at the poi
Related Strategies have been reviewed with clinical and operational stakeholders and submitted to HH
cs through the end of CY2021. RPMC and the Access 2 Care clinics achieved 100% of the DY10 Category
as given the abbreviated time our clinics were fully functioning. This year we achieved two of our four m

as a system with providers participating in DSRIP projects across several RHPs, continued to focus on pre and long-term strategies. In addition, joint rapid improvement cycles were conducted with participants achieved 100% of DY8. Patient Falls continues to be a challenge however were at 2.227 falls which achieved 0. This is we have achieved a rate of 0 which is below goal of 0. Patient Falls continues to be a challenge however for non-operative sepsis we have achieved a rate of 9.387 with 2 infections which is below goal but did achieve 100% for a rate of 2.5974 which did achieved 100% of DY10 goal. Patient Falls continues to be a challenge. For individuals. Most of these events were virtual presentations as many health fairs and events were not conducted.

losed down all primary care clinics including the diabetes and hypertension clinic. This produced a great ovider services to our targeted population in a rural service area. Our progress is such that Lakes Region; and heart failure continue to be offered exclusively via web-based meetings (Zoom) though recent decl; and heart failure continue to be offered exclusively via web-based meetings (Zoom) though recent decl; and heart failure continue to be offered exclusively via web-based meetings (Zoom) though recent decl. APMs and how the agencies may collaborate together. New MCOs that are applying for the STAR RFPs r and Medical Homes. City Hospital has successfully established medical home criteria and training materia th the refugee populations as they provide culturally appropriate care within these vulnerable populatio ve also continue to focus on improving health outcomes for our patients with chronic diseases by provid nurse practitioners, RN patient navigators and a certified RN diabetes educator. This clinic bridges the ca events to combat the lack of group education because of COVID. This option is a great way to connect w

ration for newer programs such as TIPPS and CHIRP, performance improvement initiatives have expanded

as a system with providers participating in DSRIP projects across several RHPs, continued to focus on pre

3.4247 which achieved 100% of DY9 and DY10 goal. Patient Falls continues to be a challenge however we
in for rate of 2.985, which achieved 50% of DY8. Patient Falls continues to be a challenge. Falls were at 2
17 which achieved 50% of DY 8 value. Patient Falls continues to be a challenge however were at 3.207 w
t previous State flu supply issues, (b) data monitoring to review compliance with measure completion, ar
to emulate other Malcolm Baldrige Award Winners and have adopted processes under the Baldrige mo
er names and dosages. For patients that came to our ER and are patients of our clinic doctors, they may

viding additional screenings in clinics to assess physical and mental health needs, suicide risk, substance
s and heart failure continue to be offered exclusively via web-based meetings (Zoom) though recent decl
a designation and chest pain accreditation. The documentation of medications, transfer communication
is during PY4 and followed updated telehealth approvals for measure specifications due to the COVID-19
community involvement and interest, our staffing levels are recovering, and the overall outlook is good. IT-1
teams, as the goals for each metric increased improvement over baseline. At the beginning of DY10, oper
mission due to social barriers. She identified social barriers, provides education and facilitates enrollmer

remains sustainable and an important part of the care provided within our community to those most in r

provided to support self-management skills. The entity is looking for ways to incorporate additional ser
wly approved Texas Incentives for Physicians and Professional Services (TIPPS) Directed Payment Program

-based payment models. WHC is still in the same Track 1 ACO as Wise Health System. WHC originally ope
/ with higher usage of inpatient hospital services, particularly as we have increased our focus on jail dive

to CDC recommendations. We continue to provide education to our consumers, via telephone and telef
remote regions and has a strong network in the clinic service area. We are already looking to add provid
cal staff July 2021, and work within the RHCs. However, she notified EMH that she would be unable to fil
wellness are. We had success with patients for these measures because most of them had either been si
hysician on November 14, 2019. He took a lot of his patients to a town about 30 miles away. Yet, with i
d in identifying and improving outcomes for our patients in the areas of smoking cessation, pneumonia v

ecember of 2021 to go live with another EMR. This resulted in some standardization of workflows not b

l that while patients are somewhat receptive to change, change comes slowly. Teaching patients about v
of a provider mid-year hindered our ability to gather the necessary clinical data to achieve 100% of the

ent of a Nolan County resident become successful as her practice, which began in June 2020, continues t

e spread sheet to divide the information for Medicaid, and LIU. To improve on these measures, we are pi

patients and in 2021 few had 1,888. We also faced many challenges with staffing and supplies. In our ch

ent medications and medication reconciliation, admit decision time to ED departure time for admitted p
pace continues to be a challenge and we anticipate expanding to another facility in early May. Again, we

well as getting the MLIU patients to get the screening test when appropriate. Another issue is getting in
with patient's primary care providers, make referral suggestions to patient's provider, and educate patie
ving less return calls regarding necessary information. Cat B: We are not reporting achievement of the n
plate. GPCH was pleased to report achievement of PY4 goals on the following measures: A1-112: GPCH
1, 2015, and 1 FP that started January 30, 2015 and is covering weekend ER an Saturday Clinic hours. We

between primary care and emergency departments, with increased communication to the providers. TI

c patients and patients through the Texas Health Steps program. In 2022, we plan employing a case man
e more with the clinic staff & providers, and most of all we have benefited from the amazing team collab

people per year with an annual budget in excess of \$5,000,000. The overall DSRIP Program goals SRCH we
udget in excess of \$47,000,000. The overall DSRIP Program goals StarCare worked to achieved during thi
ed care. These completed forms are handed off to the clinical staff for addressing during the patient's vi
is is such an improvement and really does give greater access to care and our community loves it. We hav

o the Emergency Department. This team has a nurse on call to assist the patient 24 hours a day. We also
Cat 1.1: Expand the hours of a primary care clinic. P-4, DY2, OGH has expanded its clinic hours by adding
activities including provider education and training. In addition, the need for staff to assist in COVID relate
ferred for patients 65 years and older that had an encounter at the Medical Center of Dimmitt in 2021. A
staff to assist in COVID related activates such as testing, vaccinations and screenings. Cat B was not comp
ining and the need for staff to assist in COVID related activates such as testing, vaccinations and screenin
many hospitals outside our normal service area. Due to the added dialysis program PRMC was able to p

ith the phone number. We continue to face challenges in changing the culture of our population, who p
has dropped from the 30 minute baseline to 15 minutes this in PY4. BRMC is reporting 100% achieve
Specifically, most services continued to be provided via telephone or telemedicine (tele-video) in the Sp
solution that allows us to offer a variety of services remotely. We continue to implement a mobile patie
ed to patient intervention notifications to our clinics. These advancements have allowed us to onboard R
get done for E1-300. COVID-19 was a challenge for this measure for a short time as we saw mothers de

(HHS) as well as Centers for Medicare & Medicaid Services (CMS) for all its support. Category C April 20:
elected: Project Option 2.6.2 (Establishment of a self-management and wellness program using evidence
designated Level 4 Trauma Center and 24-hour Emergency Department, Emergency Medical Services(EM

; or 2.8% were Medicaid; 234 of the 318 or 73.6% were LIU; lastly, 75 of the 318 or 23.6% were Insured.
ired for Critical Access hospitals, in order to fulfill Cat D and we reviewed the potentially preventable reg
visits are being scheduled and patient's follow-up after ER visits. The documentation of medications durin

slowly rebounding. We are not at pre COVID levels. We continue to participate in our RAC, Healthcare C
cluded the 5R's for individuals not ready to make a quit attempt and the 5A's for individuals ready to mak

pection. We also use our internal quarterly quality measures to ensure we are identifying areas for improvement to update medical records (medication lists, problem list, etc) each time a patient is seen in any of our offices. As we progress towards achieving our metrics, we continue to face challenges: finding a new, sustainable revenue stream.

For staff to assist in COVID related activities such as testing, vaccinations and screenings. Cat B was not completed in this role. For staff to assist in COVID related activities such as testing, vaccinations and screenings. Cat B was not completed in this role.

Adapt, and evolve to ensure the health and safety of our patients, staff, and community. In addition, we continue to adapt and evolve to ensure the health and safety of our patients, staff, and community.

COVID related activities such as testing, vaccinations and screenings. Cat B was not completed in this role. Moving forward is to improve our quality metric performance to enhance both our measure achievement and patient satisfaction.

Developed more partnerships with local and regional clinicians, facilities and enhanced payor relationships to increase the number of patients that are receiving regular and expected maintenance care is declining. Our clinic visits have increased due to these enhancements to continue after DSRIP expires. By maintaining our integrated primary care clinics with a focus on preventive care, we are able to continue to provide care to our patients.

post-appointment follow-up and outreach to at risk patients on an ongoing basis. These functions are being implemented as part of the DSRIP system.

As part of the DSRIP system. The expansion of services beyond fixed-site clinics to community sites is the exception of ADE. We have recognized some additional work and standardization needed for our advanced patient discharge follow-up appointments and patient navigation processes. These processes will continue to be implemented as part of the DSRIP system.

Continue to improve on our DSRIP program and related strategies. LPDS will be reporting on all eligible 23 Categories, and is dedicated to improving the delivery of health care services in our community. The network includes the El Paso community. PMH is part of the former names Sierra Providence Health Network, now a primary care, pre-natal and post-natal services associated with the selected measure bundles. The DSRIP program is designed to improve our patient population, when necessary, on Advanced Care Planning; and continued education with staff and patients.

Member on the Value Based Purchasing and Quality Improvement Committee at HHSC where we try to bring an appreciation for the attention, and it has sustained many through the difficulties of the pandemic. We have fully during 3rd qtr. and continued and hit all our measure outcome goals. We had some measures where we had clinical teams and moving toward a regionalized model to reduce risk/exposure for clinical staff and patients.

health record and/or internal quality goals. Category C Related Strategies have been reviewed with clinical staff and patients.

Cardiac care, wound care, surgery, wellness and therapy services, women's care, pediatrics, rehabilitation, and mental health. The individual is transitioned to "suicide safe pathway" which provides for a higher level of care with additional support. A new hire at the TB Nurse position and patient visits are starting to increase for all services. On a positive note, we also contained resources for social services such as transportation, financial assistance, substance abuse treatment, and mental health services. Materials also contained resources for social services such as transportation, financial assistance, substance abuse treatment, and mental health services.

It also occurred to ensure eligible and enrolled patients had access to a medical home. Our organization is utilizing evidence based protocols, clinical best practice across the continuum, comprehensive medical care for our patients, by providing education, support, and diabetic testing supplies for our patients who have uncontrolled blood sugar levels.

ment Program (DPP) and Public Health Provider Charity Care Pool (PHP-CCP) process. The DPP-BHS is improved from PY3, we believe this has to do with the continued commitment to improvement, something that activities associated with each measure. E1-232 Timeliness of Prenatal Care: The percentage of Medicaid

tions from other employers including Target and Buc-ees, who pay a starting hourly rate of \$15 and high

ce-based treatment for individuals who would otherwise not have access to care. TCC integrated multi-employment. RCHH currently has 2 full-time Nurse Practitioners, 1 part-time Nurse Practitioner, 1 Volunteer, and WH as a system with providers participating in DSRIP projects across several RHPs, continued to focus on clinic resources such as medication assistance and free/discounted labs and connecting the individual with

before the next surge began. The good news is that March 2022 has been the first month since the pandemic that we had one of our providers relocate to another state, but we were able to backfill her role with another

measures have met 100% achievement for PY4 and two met 75% of the goal. Center staff attended a RHP1

ic and sick visits and are starting a new chronic care management program through the clinic and we hope to address these and health conditions, even prior to symptoms occurring. In addition to these outpatient services, we hope to serve our MILU population well. We are currently well supplied and staffed at functional levels (although we have improved outcomes of more than half the population they follow, we have identified a certain population

nted with a high blood pressure at the outpatient clinic, were referred to the on-site Primary Care Clinics

and SARS-CoV-2 (COVID-19) testing, primary care, treatment, and control for our community throughout the

the community. We look forward to our continued recovery as a community and we will continue our mission

ite of early diagnosis of depression has led to rapid initiation of appropriate treatment modalities for po
n and has taken on Audits and reporting quickly. We plan to continue these roles in the future and hope
health East Texas umbrella. We also have a clinical nurse educator that manages the care coordination te
r who had been involved in our community for more than 30+ years. His patients were distributed and t

clinic visits, etc.) and verified were identified and placed in a spreadsheet for concise abstracting. Includ
patient safety events for CLABSI, CAUTI, surgical site infections, and postoperative sepsis. For a critical ac
left our organization in February of 2021. A new program director was hired in March and has taken on
VID challenges included patient reluctance to seek outpatient care, accelerating the use of telehealth se
rch and has taken on audits and reporting quickly. We plan to continue these roles in the future and hop

of our new Bradley Thompson Tower, housing 100 new ICU beds and 50 single rooms in the ED, we had c
ned to the public where staff provided both in-person and telephonic client services to 201 individuals fr
ortunately, patients coming into the clinic to be seen for services improved this past demonstration year
ram director was hired in March and has taken on audits and reporting quickly. We plan to continue the
ella. We also have a clinical nurse educator that manages the care coordination team and works with all
ordination of care, in order to close loops and reduce recidivism associated with re-admissions to psych
aw primary and internal medicine providers - both physicians and ANP - were hired to improve access ac
sure vitals satisfactory with continued improvements, relentless advocacy of the vaccine, implemental
ft our organization in February of 2021. A new program director was hired in March and has taken on a
artners including CHRISTUS St. Michael (CSM) Texarkana. CSM contributes greatly to the maternal health
as challenged healthcare providers in the medical home environment, the Health District has achieved si

boration efforts. Category C: BHSET selected the B1 Measure Bundle: Care Transitions & Hospital Readm
mission as well as the spread of hospital acquired infections (HAIs). In January, our team conducted its f
rough external providers. Burke continued to receive funding through SAMHSA via a CCBHCe grant. Hi
aid DSRIP program and looks forward to improving the availability and quality of health care delivered to

rk of facilities throughout the state and nation as we work to safely and efficiently move our patients to
of stay within the emergency department, as well as, in the medical surgical units. Hospital leadership w
care quality the organization has to offer in hopes of increasing patient volumes. The organization witne
ased ACP booklet guides to distribute to patients with the intent to increase the amount of discussions. I
cy Management relating to the pandemic and have recently relaxed the mask requirement.
GCC own accord, obviating the need to utilize COVID-19 allowance options for these measures. M1-317

nts for all measures. Efforts continue to ensure accessible care is available to the residents of Tyler Count
o conduct outreach to patients who have not come in proactively are ongoing, as well as efforts to raise

Program. These two clinical FTEs perform screening and evaluation of Medicaid and low income individualizations, and referrals to partner program as needed. Support services integral with the Core Activities

natal steroids and Quantify Blood loss were successfully achieved. Hospital safety measures, Southeast respiratory conditions that fall under Acute Ambulatory Care Sensitive conditions, unfortunately, West was services, though the continued diversion of staff to support COVID-19 testing, contact tracing, and vaccines, having a positive impact on the readmissions rate. CCH feels the measures that were implemented in core activities and provide necessary training to improve the primary care relationship with its patients. We made differences in infrastructure, personnel, and provision of care to the Medicaid covered, uninsured

Health System. DSRIP PMO has worked very closely with the system Quality Management department as we lead to missed or rescheduled appointments and lack of any future attempt to seek care. In order to mitigate DS showed up in patients in the 1980s. What other problem may be in our future? Unfortunately, both the

University of Texas Health Science Center at Houston (UT Health) Medical School, which educates over 1,000 students at the University of Texas Health Science Center at Houston (UT Health) Medical School, which educates over 1,000 students. COVID-19 vaccines introduced new hurdles related to routine mammography due to the possible side effect of DS showed up in patients in the 1980s. What other problem may be in our future? Unfortunately, both the hospital is fully accredited by The Joint Commission, is designated by The Joint Commission as an Advanced Primary Care Medical Home, has formal relationships with community providers, and promoting healthy lifestyles and disease prevention activity throughout the year. Rice is confident the core activity interventions helped drive continuous improvement

resources, housing needs, food security, shelters, and how to become even more self-sufficient once discharged. We implemented a hospital-wide Readmission Risk scoring system. BSLMC has built a readmission flag, discussion with these individuals. As previously stated in provider summaries, the value of these projects is difficult to quantify. Health, and enhancing EHRs. Quality improvement committees continued their work on virtual meeting platform. Improving performance for our measures we are having to pull, merge, and unduplicated data from 2 sources. Clinic hours from 5:00 pm to 8:00 am b. Added 24/7 live call support on weekends and holidays 2) Dashboard. Physicians primary and specialty care practitioners continue to serve patients through appropriate screening and

program, Spohn implemented the electronic screening tool, workflow process and a metric to monitor the

twenty-eight patients were treated that day. The biggest challenges faced thus far have been staff recruitment and physician assistant (PA). The primary challenges experienced thus far include educating patients about the

will help to some degree with funding for our integrated services. We are hopeful that the Public Health intervention of patients with anxiety as a secondary (non-primary) diagnosis. In its B2-387 Rate 1 numerator, CCH received referrals from the nurse for medication, transportation, PCP and food needs. If financial assistance

who were using Emergency Room for their primary care now have regular medical attention in a doctor's office and mental development. We survey the patients/parents and compare our results to the services provided

at Rural Health Clinics (RHCs) within the seven counties to offer a holistic approach to wellness for consumers. We check throughout the year, but by treating all patient encounters the same, we have been able to be successful

in developing an electronic tool but we feel confident with the tools we have in place for the K1 measure that we

or privately insured or MLIU. The goal of the 1115 Waiver Program is to overcome the high risk of the in-ferred to a peer-run wellness center for further education on nutrition and wellbeing, but for the majori-s in line with previous reports but with a notable decrease in numbers. We believe low patient volume c-s by 2 additional hours per week. Spohn has maintained the after-hours access of 10 hours per week tha-earby rural communities through additional outreach programs. The greatest challenge we face as a rur

RGRH's dedication to providing top-notch care led us to submit DSRIP projects designed to reduce unnec-Neonatal Intensive Care, Adult Intensive Care, and Pediatric Intermediate Care. Our commitment to impi

is for Knapp Medical Center, hospital and Clinic. Our numbers in patients seen decreased in both the hc

iving below the federal poverty level. Starr County Memorial Hospital was built after approval by the St-ay.TTBH continues to adhere to CDC, state and local guidelines to mitigate the spread of COVID-19. In Ap-chronic care management program are considered high risk given their status with controlling their diab-an three counties in South Texas and aim to provide the highest quality patient care to all. Regardless of-rolled in the chronic care management program are considered high risk given their status with controll-ietwork of partners with low readmission rates. The Meds to Beds program continues to expand through

ospital Safety Bundle, it maintained 100% achievement in D3-330 Pediatric CLABSI, D3-331 Pediatric CAU-R had a PY4-performance rate of 2.4666 (50% achievement), which shows a reduction in CLABSIs from C-tial Units and Mobile Crisis Outreach Teams have not only had an individual patient impact but a commu-to participate in the Public Health Provider-Charity Care Program (PHP-CCP). Six members of Metro Hea-

t Rate, 2) TCID provides tuberculosis (TB) disease treatment to admitted patients and collects and report-v up with the patients to make sure they are compliant with their medical appointments, medication reg-. Living in a rural market with limited access to care can provide difficulty to specialty care. Our mission i-co-morbidities, and/or utilizing acute and emergency care services. We have been continuing to work to-re, this has an impact on service delivery and access to care. Our new electronic health record is fully

inevitable changes in delivery due to quarantine and screening requirements. It was essential to continue-methasone prior to delivery.22-601 Methodist achieved its performance goal for this metric. The MLIU r

s Regional Advisory Council (STRAC) city wide initiative named Southwest Texas Crisis Collaborative (STC-ost-discharge phone calls to patients to identify and mitigate obstacles to successful continuity of care, 4)-nitment to providing quality patient care and support and opportunities for our consumers to sustain be-lealth continued to make COVID vaccinations and other vaccinations readily available for the Community-actice within our system. Sustainability has also been incorporated into this plan. We have strategically-:atients, and the UMH clinics significantly modified their methods of seeing patients. The COVID impact c-ic Clinic staff and DSRIP nurses. In addition, a quarterly meeting is held with the Clinic Administrator to r-aigns, and targeted reporting to identify and reach out to our patients who have not had their annual ph-or the Model Community Project, funded by the Michael and Susan Dell Foundation. This project aims to

: conversion to a new EMR, CSRHS-SM believes it will continue to help boost enrollment, increase our CC

d in monthly RHP 7 DSRIP Exchange meetings throughout 2021 to learn about new information shared b

fety indicators. Standard work processes implemented through core activities are stable and will contin
ities have been effective. Standard work processes implemented through core activities are stable and
of patients, including expectant mothers at risk for the virus. The facility is reporting its Cat C measures e

ig, pregnancy testing and counseling, STD testing and treatment, immunizations and tuberculosis testing
meeting the national standards for this certification, and in 2018, BTCS was granted federal recognition a
ny of Sleep Medicine (AASM) Accreditation, and Primary Stroke Center Accreditation. CPRMC is a Level I
clinic. CCS maintains a structure of behavioral health staff within the jails to assist clients with severe an

nity resulting in patient access to the BH Clinic who might otherwise have re-entered the ED in lieu of se

on prevention and quality care to all patient populations by aligning DSRIP and the newly approved Dire
nt of presentation to the emergency department, and improved education on and adoption of the myBS
SC this reporting period. Performing Provider intends to continue nearly all related strategies implemen
C goals for the Diabetes Management Foot Care Exam, HbA1c Poor Control, and Blood Pressure Control
asures: LTBI treatment and BMI screening and counseling. In November of 2021, WCCHD also resumed

vention and quality care to all patient populations by aligning DSRIP and the newly approved Directed Pa

evention and quality care to all patient populations by aligning DSRIP and the newly approved Directed P
from ECM, Managed Care, Patient Access Services, the Center for Cancer and Blood Disorders (CCBD), C
25% of DY8. We are at 83% compliance with tactics to reduce falls so still room for improvement in drive
er were at 2.1268 which achieved DY8 value. We are at 80% compliance with tactics to reduce falls so s
DY8 value. Patient Falls continues to be a challenge however we did achieve 25% of DY8 value with 1.8!
Fall rate was at 3.2070 falls below goal of 1.98 but did achieve 25% of DY8 value. We are at 85% compli
conducted due to COVID-19. On the other hand, as part of the preventive effort, DCHHS mobile STD clini

ppportunity for the use of Telemedicine and Direct Observation Therapy (DOT) through Emocha Health, C
al has expanded the use of telehealth/telemedicine to include licensed clinicians that are available to coi
ines in COVID-19 cases have led to eased hospital visitor access restrictions in recent weeks. Leadership
ines in COVID-19 cases have led to eased hospital visitor access restrictions in recent weeks. Leadership
ines in COVID-19 cases have led to eased hospital visitor access restrictions in recent weeks. Leadership
et with Metrocare to learn the scope/depth of our services and to find ways the potential MCO and Me
als for referrals. Additionally, successfully implemented referral process for identified patient population
ns. During the pandemic, HHM began offering virtual visits and continues to do so. TH Dallas will contin
ling comprehensive oral examinations, oral cancer screenings, comprehensive dental treatment, and pre
ire gap with a sense of urgency to provide an effective medical plan that is not only evidence-based but c
with patients, provide encouragement and education. Flu shots have been provided for interested patient

ed to cover the largest MLIU patient population in the most significant way possible while still navigating

vention and quality care to all patient populations by aligning DSRIP and the newly approved Directed P

re at 3.16 falls which achieved DY8 value. We are at 80% compliance with tactics to reduce falls so still r
2.88 per 1000 days which achieved DY8 value . We are at 82% compliance with tactics to reduce falls so :
which achieved DY 8 value but up slightly from PY3 of 3.0492. We are at 80% compliance with tactics to r
rd (c) added care gap alerts in our EHR to enhance vaccination provision. MEASURE 211: Weight Assessn
del to drive cultural change towards better hospital quality and safety measures. While writing our 2022
not come prepared with a list or remember their current medications, supplements and/or details. Our i

use, social determinants of health, and timely access to services.MHMR continues its focus on access to
ines in COVID-19 cases have led to eased hospital visitor access restrictions in recent weeks. Leadership
and admit disposition times are essential to providing quality care for this population. Our previous pro
9 pandemic. M1-342 was calculated at 75% achievement due to state averages. Details regarding each n
0.1.H CDSMP: This program saw the most significant impact over the last two years. This program caters
ational teams performed gap analyses for each measure and bundle to assess performance at the end o
it in the Outpatient Clinic. In addition, the RN Coordinator partners with Clinic staff to introduce the pat

vices to the uninsured/underinsured population through the existing HELP program and through their p
n.Activities conductedCustom data reports for 2021 data have been completed. The nurse-led care cool

erated with three DSRIP projects. Those projects are continuing but changing as we look to other models
rsion. This continues to be an area where we are working closely with our law enforcement partners.

health, on the importance of a healthy lifestyle. We also continue to provide follow-up services to individ
ler hours there to be able to expand volumes even more. This clinic has extended after hours clinic weel
I her commitment as she relocated to the Dallas/Ft W area.EMH has contacted recruiting companies and
ick with Covid or had a family member who had serious illness with Covid. Some of the activities we did
the help of DSRIP, we saw changes in most of our project areas at the end of DY6 and all of our new pro
vaccinations and advance directives. For the tobacco cessation and counseling which is measured for ML

eing fully adopted which made it difficult to extract data both electronically and manually. In spite of th

wellness and taking care of themselves and offering the tools to track, request and be engaged in their h
performance measures. Our remaining providers are well established in the community and each provic

o grow and thrive. Most recently, a pediatrician, also a Nolan County resident, was successfully recruited

ulling quarterly reports and breaking down this information to keep providers and clinical staff up to date

ronic conditions (B2-242), we had decreases in all the buckets. Our current reporting year rates were the same as last year. We continue to improve emergency transfer communication. An additional use for the Nurse Practitioner is to provide patient education and support.

Information back from patients who go elsewhere for some of the screening testing. We have notes in the charts about available resources. We improved the transitions of care by running utilization review criteria. At this time Cat C: PY 1 reporting of Measure Bundle K2: Rural Emergency Care reported. K2-28 achieved 100% of its goal for diabetes foot exams in CY2021. GPCH is particularly proud of this goal because we added 1 FP in June 2019 and 1 FNP in August 2019. This gives us a total of 3 FPs and 2 FNPs working in the clinic.

The providers are now telling the nurses exactly the time they decide to admit the patient, and through our communication with the patient, we are able to get the patient to the clinic. The nurse practitioner is dedicated to clinic patient needs and help us manage the population health management program. The providers are all so very passionate about their work, have years of experience in different areas of medicine.

Worked to achieve during this reporting period align with the Centers for Medicare and Medicaid Services (CMS) reporting period align with the Centers for Medicare and Medicaid Services (CMS) Triple Aim of improved care, reduced costs, and enhanced patient experience. The ongoing COVID pandemic has prompted patients to continue utilizing tele-med visits rather than in-person visits. We have continued to achieve the three measures that we report on through Cat C. Staying on top of nurse education and training.

We have the Licensed social workers to assist patient with anxiety, transportation and Advanced care planning. We have two (2) hours on Friday evenings and then on 3/1/15, DY4 to eight (8) hours per week by remaining open. We have activated such as testing, vaccinations and screenings stretched the facility to its limit over the past year. As Covid-19 continued, it has been difficult for the elderly patients to come to the clinic for preventative care. We have completed in this round. Cat C metric goals of Tobacco, Pneumonia and Advanced Care Planning were all achieved. Cat B was not completed in this round. Cat C measures were achieved at 100%. The facility participates in the community and provide care for patients with acute renal failure. The case management team and the discharge planning team.

Primarily utilizes the Emergency Department for non-urgent/non-emergent care outside of normal business hours. Cat C K2-359 emergency transfer communication measures are monitored and reported. We are working on this measure and early Summer of 2021. Towards the middle of Summer, there were more intake, prescriber and pharmacist experience upgrade to our patient portal that provides automatic appointment reminders, on-demand telemedicine, and registered Nurses (RN) that can provide higher level care coordination for our patients to help them achieve their goals. We have been able to provide care due to fear over coming into the clinic. However, with education and outreach we were able to provide care.

22 Reporting is as follows: West Texas Centers is utilizing the following four outcome measures for Category 1 (Category-based designs) and Project Option 1.7.1 (Implementation of a telemedicine program to provide or expand services) and ancillary services. BMHD is reporting achievement in Rural Emergency Care Measure Bundles including:

There were 288 Chlamydia tests performed, 288 tests for Gonorrhea, 296 for Syphilis, and 295 for HIV. We have been able to provide care due to fear over coming into the clinic. However, with education and outreach we were able to provide care. Challenges this year was the need for staff to assist in COVID related activities such as testing and registration is going much better also. We are better able to provide physicians with the correct information.

Coalition meetings, and following DSHS, CDC and local guidelines. Our CEO passed away May of 2020. We have been able to provide care due to fear over coming into the clinic. However, with education and outreach we were able to provide care. We are a quit attempt. Providers distributed smoking cessation literature as part of the intervention. In addition, we have been able to provide care due to fear over coming into the clinic. However, with education and outreach we were able to provide care.

improvement and working as a team to correct any issues we have identified. Although we did not meet all our facilities. Our goal continues to be to provide preventative, maintenance and specialty rehab health care venue stream; uncompensated care; and the known and still to be known impact of COVID-19. One of the

completed in this round. Cat C metric goals were all achieved for 2021. The facility participates in HCAHP completed in this round. Cat C metric goals were all achieved for 2021 at 100%. The facility participates in

continue to implement innovative strategies that support primary and preventive care expansions which

and. Cat C metrics continued to stay on track. Tobacco, Pneumonia and ACP were achieved at 100%. The intent and the quality of care we provide to our patients. Measure improvement initiatives implemented in

be more focused on quality outcomes. As everyone else in healthcare experienced, all that came to a screech have been swaying to the Telehealth side instead of in-person visits. This impacts the well-controlled aspect within our behavioral health clinics, PermianCare has been able to positively impact the health of our patients

being performed by the clinical staff. We are now focusing on informing the providers and staff on what is

resulted in 63 outreach events coordinated by highly specialized health educators that facilitate access to diverse drug events. In summary, we are continuing to build a culture of safety and used our DSRIP platform to require modifications in resources adapting to the situations arising from the continued COVID pandemic

category C metrics from A2, B2, E1, D3, and J1 measure bundles. Additionally, LPDS will be reporting on 8 bundles over 60 care sites. SPEMC has maintained consistency in executing in three Core Activities. In summary we renamed The Hospitals of Providence, and is dedicated to improving the delivery of health care services. DSRIP Project Organization, including Project Sponsor, DSRIP Program Team, Project Leads, Key Stakeholder staff regarding documentation of such information in our EHR. We continue to monitor these processes

bringing new ideas from the perspective of a rural provider but also appreciate the opportunity to address issues. We also receive payment from Medicare for this service. Our Primary Care Access project continues to move forward. We saw an increase in what we achieved and in a few we saw our numbers go down a bit but regardless we are serving patients in the community. This has reduced the number of physical care points in the community and reduced

clinical and operational stakeholders and submitted to HHSC this reporting period. Performing Provider interviews

and diagnostics. Since its inception, HHH Conroe has been committed to improving the lives of the patients with additional supports and contacts. We plan to continue this program after DSRIP. Category C M1-105-Provisional note, there was an increase in the percentage of patients who were documented offered or received counseling, housing, emergent lodging or shelters specific to the counties surrounding the system hospitals. Abuse counseling, housing, emergent lodging or shelters specific to the counties surrounding the system

then partnered with a local FQHC facility to provide primary care access for our patients resulting in a lack of medication reconciliation, regular quality outcome review, collaboration during the evaluation and hand-off for uncontrolled diabetes. Our recently expanded clinic size provides more space for behavioral health and substance

place for FY22. Additional funding includes a CCBHC related grant and ARPA funds both awarded which v
aken very seriously here at HMH. HMH will also be reporting Category B, which was deferred in October
l deliveries that received a prenatal care visit as a member of the organization in their first trimester or w

er. Additionally, hiring and retaining nurses has been extremely difficult due to the competition with hos

ole on-going Core Activities, each with two or more change drivers, supporting the success of the progra
r Physician who oversees the clinic as the Medical Director, and 4 specialty doctors that volunteer their
n prevention and quality care to all patient populations by aligning DSRIP and the newly approved Direct
with community resources. Additionally, in July 2015 the clinic became the continuity clinic for the TMC f

idemic began that we we not had a single positive COVID test in our drive-through and we are beginning t
provider prior to her departure. This has prevented any negative impact with regards to scheduling that

.9 Learning Collaborative on 7/13/2021 via Zoom. Among the topics covered were Directed Payment Pro

e continued to work on increasing the incidence of administration or documentation of pneumococcal v
gh we all suffer nursing staff shortages). Thank you to the HHSC team for your work and support. We loo
lation that still utilizes the ED despite multiple attempts to instruct these patients to utilize the primary c

s at Border Region for thorough assessments. In Primary Care Clinics, laboratories were ordered, medica

the pandemic. We are known as the safety net in our community, and now more than ever an increased

ission to provide care to all the patients that choose Laredo Medical Center as their provider.

sitive screenings, as well as screening out individuals not meeting depression criteria, with the additional expand upon them with the new Directed Payment Programs. There is discussion about creating a program and works with all clinicians to educate them on the quality metrics and how to provide the care intended by our remaining family practice providers, as well as our nurse practitioner staff. Late 2021, one

ed in the spreadsheet were all data elements outlined in the K2-287 companion document. Of the all in excess hospital in a rural community, it is imperative to provide high-quality care and prevent hospital-acquired audits and reporting quickly. We plan to continue these roles in the future and hope expand upon their services, and competing priorities to manage the surge in COVID patients. For core activity 1, chronic disease expand upon them with the new Directed Payment Program. There are discussions about creating a p

only 3 (three) openings for nursing and 0 for lab, radiology and respiratory. Our telehealth exploded from June 1, 2021, through March 30, 2022. Over the past demonstration year, the Center for Healthy Living which allowed the clinical staff to more adequately screen patients 50 yrs of age and over for colorectal se roles in the future and hope expand upon them with DSRIP or the new Directed Payment Programs. 1 clinicians to educate them on the quality metrics and how to provide the care intended. The program in geriatric hospitals. In DY10, Community Healthcore's current clinical practices include holistic evidence-based across their service area. It has sustained our elements in A1 during this COVID process. Extensive education of infusion clinic in the hospital for monoclonal antibodies and constant collaboration with our physicians audits and reporting quickly. We plan to continue these roles in the future and hope expand upon them with and safety bundles as well as those bundles involving diabetes management and dental care. St. Paul (significant and relevant methods to continue preventive screening opportunities for hypertension and br

missions. BHSET is reporting performance for all Cat C measures in April 2022 (DY10), for the following 7 in first interdisciplinary committee meeting to discuss HAIs. The committee reviewed both outcomes and the high risk/high need individuals, specifically those who have co-occurring behavioral and primary care needs residents in Region 2. For the April DY11 period, CHRISTUS is pleased to report achievement for DY10 C:

appropriate facilities. We continue to work to refine our telehealth appointments, enabling new platforms able to be mitigate these issues by implementing designated COVID-19 medical units, and the State observed an increase in many of Category C's Quality Measures compared to PY3 numbers, and this is somewhat if DSRIP continues, we will be working with providers and staff to continue to meet and improve our met

, however, was achieved through the allowance option to use GCC's CY2020 performance. Due to the No

ty. With this, practices to provide quality care that includes patient education remains a focus and is being the health literacy of our patient population. Efforts to enhance social work into ambulatory patient care

uals, as well as patients without a primary care provider. These individuals assist patients in finding follow-up care, including social services, and behavioral and mental health counseling and a social determinants of health

was able to improve across performance Central line-associated bloodstream infections (CLABSI), Cath not able to achieve the portion of DY9 carry forward and DY10 goals. On its Maternal Safety, Reduce NT nation has resulted in a lower volume of patients being seen. We have also moved away from walk in se DY7 also had an impact on the community. The goal of Columbus Community Hospital is to provide the

ed and underinsured in the county. It is with great disappointment that this local health department ackn

ell as the Outpatient Clinical Documentation Improvement team to ensure all reports are accurate, time
tigate this issue and address the goal of **Increase Access to Primary and Specialty Care Services**,³ with a fo
e popular press and evidence-based literature all point to a steadily-growing mental health crisis. No sir

800 medical students and residents each year. Memorial Hermann offers leading-edge diagnostic technol
1,800 medical students and residents each year. MHHS offers leading-edge diagnostic technologies and t
fect of lymphadenopathy post vaccination, which could cause unnecessary concern for breast cancer, wi
ie popular press and evidence-based literature all point to a steadily-growing mental health crisis. No sir
Primary Stroke Center, and offers one of the only support groups in the area for patients and their famil
in, all while reducing costs and increasing efficiency. OakBend has completed DSRIP Category C reporting
ovements in the performance rates for the C2-106: Cervical Cancer Screening, C2-107: Colorectal Cancer

discharged. Behavioral Health unit leadership has also partnered with some area care homes allowing representation of the risk score and needed interventions has been consistently implemented into BSLMC Multidisciplinary rounds to measure in terms of potential lives saved and the improved quality of life that so many now have because of these efforts. We are currently reviewing measures, identifying gaps, and implementing interventions. We would like to acknowledge the support of our partners, Anasazi and Epic. Our focus this demonstration year has been identifying where data is stored in our systems and how to use it. MDA plans to revamp the utilization review dashboard to include relevant reports available in our system and follow up services, referrals to care team members and disease education, as needed, to avert morbidity and mortality.

the use and efficiency of the modified electronic screening tool. Spohn's noteworthy accomplishments in

ment due to the fact that the clinic is located in a rural community and educating patients to utilize the regular availability of primary care services in Beeville and the benefits of accessing the available care, c

h Provider-Charity Care Program (PHP-CCP) will provide the additional funding needed to allow us to co MC has 2,600 cases (47%) in the baseline, 4,630 cases (54%) during PY1, 5,602 cases (49%) during PY2, 4 e is needed the patient is linked with our on-site associate contracted service. The Cardiac Program Man

office. Unnecessary hospitalization incidence has improved as well. Many of the patients who were formerly admitted to the hospital are now being treated in the office. This program has also increased the number of program sites to Laredo, Brownsville and Harlingen.

imers. Gulf Bend Center continues to focus on expanding activities such as substance use disorder (SUD) sful in meeting our goals.Due to the impact of the COVID-19 virus on the staff resources, DSRIP has becc

we can continue to improve upon our rate and reach achievement in comparison with our baseline. The

creasing epidemic of chronic diseases and obesity in our community by providing the necessary education of the year the peer run day center was temporarily closed due to COVID-19; it was reopened August contributed to this outcome. We have also added a new member to our DSRIP team, Lisa Azevedo, who it established in DY3 (Wednesdays, Thursdays until 8pm, and Saturdays from 8:00am until 12pm). The 4 al provider is providing a wide range of care options for our patients and recruiting physicians to our com

ecessary ED visits, improve maternal health outcomes, and improve hospital safety quality. DY10 Accompl rove and provide an outstanding level of health care led us to the implementation of three (3) Delivery S

ospital and our Clinic. Additional resources, equipment, staff, and educational resources were required to

ate of Texas Legislation that accepted the establishment of Starr County Hospital District back in 1972. C ril 2022, TTBH resumed in-clinic services that were suspended as a COVID-19 precaution. We continue to etes and/or blood pressure. Therefore, identifying and addressing the barriers that impact an individual's ability to pay. Building on previous efforts to educate providers and patients about preventive services an ng their diabetes and/or blood pressure. Therefore, identifying and addressing the barriers that impact a out the Baptist Health System and all hospitals have gone live since the last update. Baptist continues to

TI, D3-333 Pediatric Surgical Site Infections, D3-334 Adverse Drug Events Level F-I, and D3-335 Pediatric Y2020 to CY2021; for J1-219 CAUTI with a PY4 performance rate of 1.4595 (50% achievement), which sh unity impact. The 1115 Waiver funding has improved patient care by having clearly defined practices in alth staff have attended the required PHP-CCP Initial Cost Report Training. Metro Health is also reviewir

ts data on six Cat-C process and quality of life measures selected from the Hospital, Local Health Departm gimen, and testing as required; this expansion and amplification of medical services will fully benefit bot s to improve the quality of care we give our patients and expand services so that our community does n o improve clinical management of diabetes, improve care-coordination for these patients, and to increas / implemented with ongoing development of additional add on modules; CareQuality (42 CFR part 2 con

: providing touchpoints with this high-risk population within our community. Thus, the RHCs incorporate rate for DY10 was .9856 compared to the DY9 rate of .9867. 2-602- Methodist achieved its performanc

C) which works in conjunction with a Bexar County law enforcement navigation project (LENAP), other a) providing bridge appointments via our Next Step Center,5) increasing Care Coordination face-to-face tter outcomes. CHCS strives to maintain continuous process improvement to keep our service delivery s through drive through vaccine events and large vaccination centers. -Continues to implement core acti selected bundles that align effectively with Medicare Shared Savings, ACO, and STARS measures. These s on our DSRIP processes cannot be overstated; below are the details of DSRIP work performed as closely t eview progress, challenges, barriers, and to anticipate the needs of the community. Our DSRIP team is jo ytical and other preventative screenings. We have continued much of these same processes which we l establish a community information exchange (CIE) to create seamless data systems across entities to as

IM completion percentage, improve health outcomes and further reduce healthcare costs. The success i

by HHSC and to understand the future of the 1115 Waiver programs. The CCC is reporting performance

ue post-DSRIP with ongoing monitoring and improvement activities as indicated by changes in the elect
will continue post-DSRIP with ongoing monitoring and improvement activities as indicated by changes in

; and treatment. Bell County has approximately 327,000 persons residing within the county and has sho
as a CCBHC through the Substance Abuse and Mental Health Services Administration (SAMHSA). In Febr
V Designated Trauma Center. The hospital offers patient navigator services as its core activity for DSRIP. I
d persistent behavioral health concerns in need of accessing crisis services and continues an executed c

eking treatment at the BH Clinic. Challenges faced are referral wait times, limited resources in our comr

cted Payment Program (DPP) measures such as overall ACO quality measures for Value Based Purchasing
iWHealth app. We continue to align opportunities that increase efficiencies and support sustainability th
ited over the course of the DSRIP program. Ascension Seton Highland Lakes is proud to have participate
l measures during the PY4 | CY2021 measurement period. In CY2021, RRMC reallocated resources includ
d work with community partners toward establishing a HUB Pathway to replace DSRIP funding and impr

ayment Program (DPP) measures such as overall ACO quality measures for Value Based Purchasing, physi

ayment Program (DPP) measures such as overall ACO quality measures for Value Based Purchasing, phy:
are Coordination, and Social Work.D1: Although COVID impacted most of the reporting period, primary c
ers for change. The C-section rate of 30.25% slight over PY3 of 26.9% but did achieve 100% of DY10 goal c

95 falls per 1000 day. We are at 70% compliance with tactics to reduce falls so still room for improveme

ic conducted 82 free STD/HIV screening events testing 829 individuals in DY10 as well as 38 events testir

OneCall, and Zoom. Case Managers were able to review medication compliance of patients with an HbA1
mplete diagnosis, intake, counseling, and behavior support, as well as provide crisis screenings to locati
will weigh options regarding future in-person patient education offerings during the second half of DY 11
will weigh options regarding future in-person patient education offerings during the second half of DY 11
will weigh options regarding future in-person patient education offerings during the second half of DY 11
etrocare could collaborate to address HEDIS/NCQA requirements and develop potential APMs if the MCC
i from hospital to community resources. Referral process began in August 2013 and as of September 30,

eventive services including: prophylaxis, non-surgical periodontal therapy, sealants, fluoride varnish app
considers affordability and patient's ability to accomplish it. Serving the needs of this vulnerable patient p
s and patients are given information regarding COVID-19 vaccinations. Provider is looking for options to

the pandemic world. Given that the future of the DSRIP program's extension remained uncertain, existin

ayment Program (DPP) measures such as with overall ACO quality measures for Value Based Purchasing,

oom for improvement in drivers for change. The C-section rate is at 22.64% on goal of 30.12% and Anten

ment and Counseling for Nutrition and Physical Activity for Children/ Adolescents is being reported at an
2 application we have had several innovative ideas come from the different teams and plan to utilize the
clinic uses Athena, and we use T-System in the ER that interfaces with CPSI the hospitals EHR. We do not

behavioral health services, integration of total wellness, and care coordination. In February 2020, MHM
will weigh options regarding future in-person patient education offerings during the second half of DY 11
ject of navigating non-emergent ED visits to primary care providers, was met with many challenges. Incl
measure and plans for improving M1-342 have been uploaded into the Category C online reporting secti
s to the aging generation and involved in-person counseling. Due to the pandemic and the safety precau
f DY9 and the overall impact of the COVID-19 pandemic. At the beginning of DY10, we developed plans f
tient to a Clinic staff member prior to their discharge to provide a warm handoff and encourage the pati

rdination team continued outreach to patients with a focus on increasing well-child visits, increasing ann

s to drive our approach to value-based care. We have recently hired an internal medicine physician who l

duals who have been discharged from a hospital after being admitted for psychiatric symptoms and diag
kly and Saturday morning. The Dublin, Texas, RHC and pharmacy are growing and new patients are being
d is again looking for a permanent physician to join our medical staff and RHC staff. EMH continues to wo
was to provide Covid vaccines to all our patient population who was interested in the vaccine. We also j
ject areas in DY7. We had a continuance in positive-growth and success with the coming changes in DY8
.IU we showed a 75% rate in PY1, a slight decrease in PY2 of 74%, a large increase in PY3 of 90.6%, and a

these challenges and multiple attempts by our contracted software developers and scrubs of the reports

health care is a process. Some patients have responded well and can use the tools given to them to help
der continues to provide support for the Maternal Care Bundle. The OB/GYN and Pediatric Committee, N

l by the Hospital and began practice in August 2021, which works hand-in-hand with our desire to provid

e on our current status and goals. The goal is to meet our achievement for the tobacco measure and adv

the best they have ever been since our Baseline reporting period which was before COVID-19. In comparison

the practitioner is to perform an appropriate MSE and give direction and guidance to the patient by assigning

the chart for nurses to ask, and we make follow up phone calls, but again a very manual process. For Cat D, we
at the time of the visit as well as each day of the patient's stay. The prescription history database has been
7: Documentation of Current Medications in the Medical Record. Despite the Emergency bundle, patient
cause GPCH originally had to start this measure with an approximate baseline. When this measure was in

observation and survey, the communication has increased. The communication between our facility and

the nursing and just have outstanding communication and teamwork overall. Our system has devised a strategy

the Triple Aim of improved care for people (including access to care, quality of care and health outcomes); improved
the care for people (including access to care, quality of care and health outcomes); improved health for the population
in face-to-face. Our staff attempts completing these questionnaires over the phone but isn't always able to
education in charting and documentation has certainly seen extensive improvement over the last three years

working. Our Utilization Review department which is a team of registered nurses/case managers provide coverage
in during the lunch hours Mon.-Thur. for a total of six (6) additional hours and open Fri. evening from 5pm
on. Cat B was not completed in this round. Cat C goals were achieved at 100%. The facility participates in
services such as a Medicare Annual Wellness Visit to address and provide the pneumonia vaccine. The staff
achieved at 100%. The facility participates in HCAHPS, although not required for Critical Access hospitals, in
participates in HCAHPS, although not required for Critical Access hospitals in order to fulfill Cat D and we reviewed
the program worked with DME companies and was able to keep portable O2 tanks from the DME on sight to help

hours. We continue to educate these patients that present to our Emergency Department on the measures
discussed in the monthly quality control meeting. The quality control measure identifies opportunities for
the counseling services provided in-person, than by telephone. Currently, prescriber services are primarily provided
and messaging, patient satisfaction surveys, post care summaries, waitlist functionality, as well as, online services
to achieve better health outcomes. Our technological tools, the efforts of our clinics, and the new RN resources
help get these patients back into the clinic in a timely manner. This measurement year also saw tremendous

category C. They are M1-146: Screening for Clinical Depression and Follow-Up Plan (CDF-AD) at 0.4591; M1-
and specialist services in an area identified as needed to the region). In the spirit of "Delivery System Ref
including, 1) Documentation of Current Medications in the Medical Record, 2) Admit Decision Time to ED D

13 encounters came in for treatment only as a referral from the Department of State Health Services.

information. This flow of information also goes to the clinic and is updated at clinic visits as well. Our admit

we have hired a new CEO that started on June 7, 2021. One of the projects that our late CEO was working
on, the PNP's offered the options of nicotine replacement therapy or quit line education materials from the

In measure, we will continue to strive to meet all the metrics and keep our revolving staff trained. We are to our community and surrounding areas. This alleviates the demand for our patients, especially our. The greatest impacts of COVID has been lost revenue from not being able to schedule surgical procedure

MS, although not required for Critical Access hospitals, in order to fulfill Cat D and we reviewed the potential HCAHPS, although not required for Critical Access hospitals, in order to fulfill Cat D and we reviewed the

are the backbone for improved access and care coordination. Through the implementation of A1, Shanr

the facility participates in HCAHPS, although not required for Critical Access hospitals in order to fulfill Cat

experiencing halt in March 2020 as we faced the beginning of the COVID-19 pandemic in Texas. Almost all effects of diabetes and leads to more complication visits, waiting until they cannot wait any longer. It is impacts dealing with hypertension and diabetes. We have selected corresponding Category C measures M1- 1

measures the patient is needing. The navigators are utilizing our Cerner EMR to gather this information. T

to a plethora of health and social services by reducing transportation and scheduling barriers. In addition

pandemic. Successes were realized in most of the targets, but still are lacking target achievement for me

maternal Core Activity 1 focuses on improving the clinical documentation of antenatal steroids for patient cases in our community. The network includes 60+ access points across the El Paso region. PMH has maintained and Measure Specific Project Teams, continued working towards achieving the measures for the select and facilitate any changes when necessary. We have strived to improve in all these areas and hope to c

issues related to healthcare delivery and reimbursement models for rural providers. The year 2020 and 21 maintain and increase capacity. The Tele psych Program continues to be a reliable method to provide measure of that we hit well above our overall goal that was set before us. One thing that was seen and witnessed resulted in a significant reduction of programs and staff. In DY10, we heavily focused on non-adherent dial

tends to continue nearly all related strategies implemented over the course of the DSRIP program. Asce

ants it serves. During DY10, 2021 HHH Conroe was able to improve and have positive progress on its measure reporting a rate of 60.21% from a high of approximately 75% pre-COVID. M1-147-Provider reporting the flu vaccination. The percentage for PY4 is the best achievement percentage that MCPHD has seen at the hospital and area clinics. Clinics associated with the performing provider also utilized a centralized Population hospital and area clinics. Clinics associated with the performing provider also utilized a centralized Popu

long term solution to manage patient care outside of the Emergency Department. The program went live process, post-discharge care coordination and support, Gap Analysis, and patient education. SLWH has conducted one day acute care visits; improving access to care and potentially reducing emergency department visits

will be applied to budgets to maintain services. A major challenge continues to be staff shortages which in 2021. The COVID-19 Pandemic has significantly effected patient volumes in our clinics, which is why H within 42 days of enrollment in the organization. Our clinic is reliant on patients to call or come to our off

spitals and COVID testing and vaccination sites and the overwhelming burn-out affecting healthcare toda

ims and improved outcomes. To date, TCC has implemented a licensed Substance Use Disorder Treatme services and time once a month. Since joining the DSRIP program we continue to be able to more than c ed Payment Program (DPP) measures such as overall ACO quality measures for Value Based Purchasing, Family Medicine Residency Program. The residency program began with four residents and has grown to

to refocus on outreach clinics that became so popular in DYs 7 and 8. Our Core Activities patient navigat would cause an impediment on meeting the performance measures. We have also increased our marke

ograms, DSRIP termination, and other program updates geared more toward local hospitals. The COVID19

vaccinations and ensuring that advance directives were documented in the medical record for our patier k forward to what the future brings, and we hope to continue to meet the needs of our community for g care walk in clinic. Chronic care management has continued as well as all the drivers in the core activity. 1

tion was prescribed and follow-ups requested in order to monitor progress. Individuals were also referre

volume our most vulnerable populations are seeking healthcare support and education at CLHD. Our org

population health team that not only would help our DSRIP efforts but aide in other quality outcomes as

with the Directed Payment Programs. There are discussions about creating a population health team for case management, Hunt Regional Medical Center has restructured our foundational DSRIP program. A population health team that not only would help our DSRIP efforts but aide in other quality outcomes.

providing over 1,000 telehealth visits per week for months across NETX. But we survived each season.

There are discussions about creating a population health team that not only would help our DSRIP program manager overseeing DSRIP left our organization in February of 2021. A new program director was hired in

physicians to develop, implement and update protocols for the treatment of COVID in our community with the new Directed Payment Programs. There are discussions about creating a population health team. Children's Foundation in Tyler assists with increasing dental access to children. Additionally, they provide

methods of treatment modalities, communications, referrals, and follow up workflows that have quickly

changing the organization aims to achieve moving forward. Nacogdoches Memorial's goal is to make metrics. The facility participates in HCAHPS, although not required for Critical Access

Telemed Modifier for this measure (which prevents usage of Telemed to build the denominator)

ter-associated Urinary Tract Infections (CAUTI), and Surgical site infections (SSI) hospital safety measure. SV C-Sections West didn't reach its DY10 goal. PSI-13 Post-Operative Sepsis continues to be difficult. We are transitioning from home-based services to appointment-based services to control the volume of patients and ensure proper infection control. Following measures: K1: Rural Preventive Care & Screening; K1-105: Tobacco Use: Screening & Cessation

ly and actionable to drive change. A monthly monitoring process was further optimized to include

ologies and treatment techniques as well as Houston's first health information exchange that shares treatment techniques as well as Houston's first health information exchange that shares vital information with the initial recommendation of scheduling mammograms four to six weeks post vaccination. In response

ies recovering from stroke. During DY10, 2021 HHH Tomball improved and made great progress for measure bundles B1- Care Transitions and Hospital Readmissions, E2- Maternal Safety, and

Monthly Rounds (MDRs). BSLMC has continued the Transitional Care Team's efforts, and added a pilot

continue the operation of our integrated program. The challenges around COVID-19 are lessening. 1,825 cases (45%) during PY3, and 3,449 (49%) during PY4 with anxiety as a secondary diagnosis. Patient

ment treatment, transportation, and nurse base care coordination. With the decrease in COVID-19

hospital did undergo a transition in April of 2018 to the Cerner system which we had hoped in time would

on and tools needed to combat them. Our intent is to assist our clients with making permanent life 2021. Consequently, during the time they were closed they were not able to provide educat

4-West Walk in Clinic -Northside extension site began operations on September 15, 2014, pro mmunity. While we have seen some success through our DSRIP projects, this is a constant struggle,

ishments. Maternal Care Measure: Behavioral Health Risk Assessment for pregnant women and Post-Par iystem Reform Incentive Payment projects. Columbia Valley Regional Medical Center (CVRMC

o manage patient care safely. We have provided re-education in 2021 for staff and Providers. Anot

o follow policies and procedures to ensure that our clients receive appropriate care while mainta

an individual's ability to manage their chronic condition is crucial. Community health worker participate in the Texas AIM program and is closely monitoring the utilization of the OB Hypertens

ows a reduction in CAUTIs from CY2020; and for J1-506 Post OP Sepsis with a PY4 performa

ing the Cost Reporting Tool for Year 1 of the PHP-CCP to assure all required information will be

ment, Community Mental Health Center and Public Health measure menus. TCID measures inc

se healthy behaviors, although we have been met with immense challenges during this measuremen

ed telemedicine into the Connected in Care model. The nurse practitioner modified the Chron

system aligned to our core activities and best practices to provide quality care to our consume

systems are also how we plan on continuing to manage our patient population under the TIPPS to normal as was possible given the restrictions of the pandemic.CURRENT PROGRESS Current progres

sess needs, connect seekers to resources, share important information, and communicate

of this program is further supported by CSRH-SM's continued success with its Category C metric

for Category B and all 36 Category C measures for the CY21 reporting period. The CCC has reached 100%

wn to have a sustained increase for positive cases of Gonorrhea and Chlamydia when compared to January 2020, BTCS was awarded a three-year recertification by Texas Health and Human Services;; and

ed in DSRIP over the past ten years and of the progress made toward increasing access to care
ing personnel to promote patient safety while ensuring continuous access to quality healthca
ove the ability to work with MCOs in preparation for the phasing out of DSRIP. This project will ben

care teams continue outreach efforts focused on ensuring patients receive preventive care thr
of 37.27%. Antenatal Steroid administration is at 100% which is goal. For OB Hemorrhage

ng 500 individuals so far in DY11. DCHHS health educators and clinic staff have been working tireles

lc>9% through Eموcha Health, a video medication tracking software. Eموcha health has enabled D

D is awarded the contract. The Center was approved to participate DPP-BHS and has submitted baseline

g performance improvement initiatives have continued and resulted in significant impact on

atal Steroid administration is at 100% which is at goal. We achieved 97.40% on OB He

ase to increasingly provide exceptional care to our patients. We continue to utilize the 90-day t
interface with Athena so ED staff cannot access for further information. There were only a few

cluding the recruitment and retention of primary care providers. COVID-19 has exacerbated the
on with the name RHP10_130724106_CatC_AprDY11. The Category C certification template has also be

for current state where most of medical homes were consolidated or non-operational. At this time,

focuses on diabetes management. Our direct-to-consumer-telehealth service along with other

gnosis. Focusing on prevention and wellness allows us to assist our community and accomplish our
g reached. CCMC made additional presentations about available medical services to area emp
ork with specialty physicians/surgeons to increase local access to specialty care. Howe
promoted the flu and pneumonia vaccines to patients when they became available. Overall we h

Medical Executive, and Medical Staff Committees continue to review the measures on a

ing ACSC year over year many have had great improvements, but still a few that we can continue to work
; appropriate level of care and to reduce emergency department use for non-emergent conditions. Thos

been successful in improving our medication reconciliation process. DHCHD's core activity has
ts in this category included the ED, Inpatient, and the Rural Health Clinic. For PY 3, we achieved o
plemented, GPCH was not using monofilaments during the foot exams. Additionally, GPCH fo

the receiving facility the process has improved tremendously, ensuring improved patient care through t

improved health for the population; and lower costs through meaningful delivery system reforms.
ulation; and lower costs through meaningful delivery system reforms. Specifically, StarCare wo

continued support for patients with their medical and personal healthcare needs before patient is dis
n-9pm instead of 6pm-8pm for an additional two (2) hours. P-4.1 DY5 we have increased clinic ho

elp facilitate discharges in a timely manner and take a burden off the DME companies due to their s

medical Advice Line and provide them with available resources. We maintained our six provider line up in
staff training to strive for optimal performance improvement. This measure has improved 32.34 percent
provided via telehealth with limited but increasing in-person encounters. CAT A. For DY9 and DY1

s will be the core of our DSRIP program. Trend analysis data and a missed opportunit
performance in the post-natal screenings and behavioral health screenings done at the first prenatal

eparture Time for Admitted Patients, and 3) Emergency Transfer Communication Measure. Ballinger H

Through its STD testing, the Health Department was able to identify and treat 29 Chlamydia cases, 21 G

on was opening an outpatient Behavioral Health Clinic. With the direction of our Board of Directors, we

s compared to prior years. Additionally, we have continued to be impacted by staffing issues: bei

non continues to dedicate efforts to improve diabetes management for patients. Diabetes is i

ur routine operations and strategic planning work were either paused or refocused towards ma

.03 Controlling High Blood Pressure and M1 15 Comprehensive Diabetes Care. Through

The patient navigators created a DSRIP form that lists the patient and measures that the patien

ained consistency in executing in three Core Activities. In summations Core Activity 1 focuses on improv
ed Measure Bundles. Monthly Measure Bundle meetings continued to be held to review the
continue to trend in a positive direction regarding these measures so we are able to meet our

ental health patients with needed support from Psychiatry at a vulnerable time through our emergency
ssed was that not only did we have issues with staff and fall out from the effects of the two-ye

nsion Providence is proud to have participated in DSRIP over the past ten years and of the progre

asures: Admit Decision Time to ED Departure time for Admitted patients and Emergency Transfer commu

to date. In our STD program, due to a spike in primary and secondary syphilis cases, syphilis treatm

June 15, 2018. Since October 2021 DSRIP reporting, the Patient Navigators have continued to outreach
continued in its efforts tackle and reduce readmissions by measuring 7 days readmission which
i. Our care coordination team continues to assist patients by scheduling and reminding them of PC

MH's totals for this reporting period seem to be lower than previous reporting years. HMM submitted a

ent Facility, that also provides Medication Assisted Opioid Treatment to existing SUD services. TC

currently 24 residents. These providers in collaboration with our two Nurse Practitioners have provided

eting campaign efforts and were ramped back up for the clinic as outlined in our Core Activities

Pandemic continued to impact our service volume during 2021 despite our clinics using phone/video services

nts age 65 and older. We have also continued to screen for tobacco in outpatients age 18 and older

We added a Community Health Worker (CHW) to support the care management nurses

ed to our on-site nutritionist and other programs such as healthy living, yoga and gardening classes

ganization not only remained open and offered primary care services throughout the pandemic but also

and April 2022 reporti

en uploaded into the C

the continuity

essions a

expanded a

DSRIP Estimated Remaining Payment by Provider

RHP	Project ID	Provider Name	Provider TPI
RHP 1	017624011.7.1	Quitman Hospital LLC	388701003
RHP 1	020812601.7.1	Tyler Regional Hospital LLC	388347201
RHP 1	094108002.7.1	Mother Frances Hospital Regional Healthcare Center	94108002
RHP 1	094127002.7.1	Carthage Hospital LLC	387663301
RHP 1	111411803.7.1	Anderson Cherokee Community MHMR Center (ACCESS)	111411803
RHP 1	112667403.7.1	The Good Shepherd Hospital dba Good Shepherd Medic	112667403
RHP 1	127278302.7.1	University of Texas Health Center at Tyler	127278302
RHP 1	130612806.7.1	Jacksonville Hospital LLC	387381201
RHP 1	131038504.7.1	Hunt Mem Hosp Dist dba Hunt Reg Med Ctr Greenville	131038504
RHP 1	137921608.7.1	Sabine Valley Reg MHMR Ctr dba Community Healthcor	137921608
RHP 1	138360606.7.1	Northeast Texas Public Health District	138360606
RHP 1	138365512.7.1	Andrews Center	138365512
RHP 1	138374715.7.1	Pittsburg Hospital LLC	388696201
RHP 1	138913209.7.1	Titus County Memorial Hospital dba Titus Regional	138913209
RHP 1	139173209.7.1	Athens Hospital LLC	387515501
RHP 1	140425362.7.1	Paris Lamar County Health Department	140425362
RHP 1	208843701.7.1	Henderson Hospital LLC	387377001
RHP 1	330811601.7.1	Fannin County Hosp Auth dba TMC Bonham Hosp	330811601
RHP 1	366812101.7.1	Christus Hopkins Health Alliance	366812101
RHP 1	376537203.7.1	Fairfield Hospital District dba Freestone Medical	376537203
RHP 2	019053001.7.1	Coastal Health Wellness	19053001
RHP 2	094092602.7.1	University of Texas Medical Branch - Galveston	94092602
RHP 2	094148602.7.1	Baptist Hosp of SE TX dba Mem Hermann Bapt Beaumon	94148602
RHP 2	094164302.7.1	Woodland Heights Medical Center	94164302
RHP 2	096166602.7.1	Spindletop Center	96166602
RHP 2	112671602.7.1	Brazosport Regional Health System	112671602
RHP 2	130983309.7.1	Angelina County & Cities Health District	130983309
RHP 2	131030203.7.1	Nacogdoches County Hospital District	131030203
RHP 2	135222109.7.1	The Gulf Coast Center	135222109
RHP 2	136367307.7.1	Burke Center	136367307
RHP 2	136381405.7.1	Tyler County Hospital	136381405
RHP 2	138296208.7.1	Christus Hospital (prev St. Elizabeth)	138296208
RHP 2	139172412.7.1	Memorial Medical Center Lufkin	139172412
RHP 2	200683501.7.1	Preferred Hospital Leasing Hemphill Inc	200683501
RHP 2	284333604.7.1	Liberty-Dayton Regional Medical Center LLC	284333604
RHP 3	020817501.7.1	CHCA Bayshore LP dba Bayshore Medical Center	20817501
RHP 3	020834001.7.1	Memorial Hermann Hospital System (The Woodlands)	20834001
RHP 3	081522701.7.1	Texana Center	81522701

RHP 3	082006001.7.1	Baylor College of Medicine Grants and Contracts De	82006001
RHP 3	093774008.7.1	City of Houston	93774008
RHP 3	094187402.7.1	CHCA West Houston LP dba West Houston Medical Cent	94187402
RHP 3	111810101.7.1	Unv of Tx HSC at Houston-UTHSC Sponsored Projects	111810101
RHP 3	112672402.7.1	UT MD Anderson Cancer Center	112672402
RHP 3	113180703.7.1	The Harris Center for Mental Health and IDD	113180703
RHP 3	127300503.7.1	St. Luke's Episcopal Hospital	127300503
RHP 3	127303903.7.1	Oak Bend Medical Center	127303903
RHP 3	130959304.7.1	Matagorda County Hospital District dba Matagorda R	130959304
RHP 3	133355104.7.1	Harris County Hospital District	133355104
RHP 3	135033210.7.1	Columbus Community Hospital	135033210
RHP 3	137805107.7.1	Memorial Hermann Hospital Southwest dba Memorial H	137805107
RHP 3	137909111.7.1	Memorial Medical Center	137909111
RHP 3	137949705.7.1	Houston Methodist Hospital	137949705
RHP 3	139135109.7.1	Texas Children's Hospital	139135109
RHP 3	140713201.7.1	Methodist Willowbrook	140713201
RHP 3	158771901.7.1	Harris County Public Health & Environmental Services	158771901
RHP 3	181706601.7.1	St Joseph Medical Center LLC	181706601
RHP 3	212060201.7.1	Rice Medical Center	212060201
RHP 3	296760601.7.1	Fort Bend County	296760601
RHP 3	311054601.7.1	El Campo Memorial Hospital	311054601
RHP 3	377705401.7.1	North Houston-TRMC LLC dba Tomball Reg Med Ctr	377705401
RHP 4	020811801.7.1	Christus Spohn Hospital Beeville	20811801
RHP 4	020973601.7.1	Corpus Christi Medical Center	20973601
RHP 4	020991801.7.1	Refugio County Memorial Hospital	20991801
RHP 4	080368601.7.1	Coastal Plains Community MHMR Center	80368601
RHP 4	094118902.7.1	DeTar Hospital (Victoria of Tx)	94118902
RHP 4	094222903.7.1	Christus Spohn Hospital Alice	94222903
RHP 4	112673204.7.1	Yoakum Community Hospital	112673204
RHP 4	121775403.7.1	Spohn Health System dba Spohn Memorial Hospital	121775403
RHP 4	121808305.7.1	Jackson County Hospital	121808305
RHP 4	130958511.7.1	Nueces County	130958511
RHP 4	132812205.7.1	Driscoll Children's Hospital	132812205
RHP 4	135233809.7.1	Lavaca Medical Center	135233809
RHP 4	135254407.7.1	Gulf Bend MHMR Center	135254407
RHP 4	136412710.7.1	Karnes County Hospital District dba Otto Kaiser Me	136412710
RHP 4	136436606.7.1	CHRISTUS Spohn Hospital Kleberg	136436606
RHP 4	137907508.7.1	County of Victoria dba Citizens Medical Center	137907508
RHP 4	138305109.7.1	Nueces County MHMR Community Ctr dba Behavioral HI	138305109
RHP 5	020947001.7.1	Columbia Valley Regional Medical Center	20947001
RHP 5	085144601.7.2	University of Texas Health Science Center SA	85144601
RHP 5	094113001.7.1	McAllen Hospitals LP dba Edinburg Regional Medical	94113001

RHP 5	111810101.7.2	Unv of Tx HSC at Houston-UTHSC Sponsored Projects	111810101
RHP 5	112716902.7.1	Columbia Rio Grande Healthcare dba Rio Grande Regi	112716902
RHP 5	135035706.7.1	Knapp Medical Center	135035706
RHP 5	136332705.7.1	Starr County Memorial Hospital	136332705
RHP 5	138708601.7.1	Tropical Texas Behavioral Health	138708601
RHP 5	160709501.7.1	Doctor's Hospital at Renaissance	160709501
RHP 5	343698201.7.1	University of Tx Rio Grande Valle	343698201
RHP 6	020844901.7.1	CHRISTUS Santa Rosa Hospital	20844901
RHP 6	020844903.7.1	CHRISTUS Santa Rosa Health Care (Children's Hospit	20844903
RHP 6	085144601.7.1	University of Texas Health Science Center SA	85144601
RHP 6	091308902.7.1	City of San Antonio Health Department	91308902
RHP 6	094154402.7.1	Methodist Hlthcare Sys of SA Southwest Texas Metho	94154402
RHP 6	112688002.7.1	Frio Hospital Association Inc dba Frio Regional Ho	112688004
RHP 6	112742503.7.1	Southwest Mental Hlth Ctr (Clarity Child Guidance	112742503
RHP 6	119877204.7.1	Val Verde Regional Medical Center	119877204
RHP 6	121782006.7.1	Uvalde County Hosp Authority dba Uvalde Memorial H	121782009
RHP 6	121990904.7.1	Camino Real Community Services	121990904
RHP 6	127294003.7.1	Sid Peterson Memorial Hospital dba Peterson Region	127294003
RHP 6	133257904.7.1	DSHS (Texas Center for Infectious Disease)	425956601
RHP 6	133340307.7.1	Hill Country Community MHMR dba hill Country MHDD	133340307
RHP 6	135151206.7.1	Wilson County Mem Hosp Floresville dba Conally Mem	135151206
RHP 6	136141205.7.1	University Health System (Bexar County Hospital D	136141205
RHP 6	136430906.7.1	Hill Country Memorial Hospital	136430906
RHP 6	136491104.7.1	Southwest General Hospital	136491104
RHP 6	137251808.7.1	The Center for Health Care Services	137251808
RHP 6	138411709.7.1	Guadalupe County Hospital Board dba Guadalupe Regi	138411709
RHP 6	159156201.7.1	Baptist Medical Center (VHS San Antonio Partners)	159156201
RHP 6	212140201.7.1	Medina County Hospital District dba Medina Regiona	212140201
RHP 6	217884001.7.1	Dimmit County Memorial Hospital	217884004
RHP 6	297342201.7.1	Nix Hospitals System LLC dba Nix Health Care Syste	297342201
RHP 7	112717702.7.1	St David's Hlthcare Partnership dba South Austin M	112717702
RHP 7	121789503.7.1	Christus Santa Rosa Health Care Corporation	415580601
RHP 7	133542405.7.1	Austin Travis County MHMR Center	133542405
RHP 7	137265806.7.1	Seton Family of Hospitals Dell Seton Med Ctr @UT	137265806
RHP 7	186599001.7.1	Seton Healthcare dba Dell Children's Medical Cente	186599001
RHP 7	307459301.7.1	Community Care Collaborative	307459301
RHP 7	344398801.7.1	City of Austin	344398801
RHP 8	020957901.7.1	St David's Hlthcare Partnership dba Round Rock Med	20957901
RHP 8	081771001.7.1	Central Counties Center for MHMR Services	81771001
RHP 8	088334001.7.1	Bell County Public Health District	88334001
RHP 8	094119702.7.1	Metroplex Health System	94119702
RHP 8	094151004.7.1	Seton Highland Lakes	94151004

RHP 8	126844305.7.1	Bluebonnet Trails Community MHMR Center dba Bluebo	126844305
RHP 8	126936702.7.1	Williamson County & Cities Health District	126936702
RHP 8	137249208.7.1	Scott & White Memorial Hospital c/o State Comp Dep	137249208
RHP 8	183086102.7.1	Rockdale Blackhawk, LLC dba Little River Healthcar	183086102
RHP 8	192622201.7.1	Cedar Park Health System, LP dba Cedar Park Region	192622201
RHP 8	220798701.7.1	Scott & White Hospital - Llano	220798701
RHP 8	312239201.7.1	HH Killeen Hlth Sytm LLC dba Seton Med Ctr Harker	312239201
RHP 8	353712801.7.1	Scott & White Hospital - Marble Falls	353712801
RHP 9	009784201.7.1	TAMUS Health Science Center dba Baylor College of	9784201
RHP 9	020908201.7.1	Presbyterian Hospital Of Dallas (TX Health Resourc	20908201
RHP 9	020943901.7.1	Columbia Hosp at Med City Dallas Subsid dba Medica	20943901
RHP 9	020967801.7.1	Texas Health Presbyterian Hospital Denton Presbyte	20967802
RHP 9	020979302.7.1	Columbia Medical Center of Las Colinas Inc dba Las	20979302
RHP 9	094140302.7.1	Texas Health Presbyterian Hospital Kaufman dba Pre	94140302
RHP 9	094192402.7.1	Columbia Medical Center of Lewisville dba Medical	94192402
RHP 9	111905902.7.1	Columbia Medical Center of Denton dba Denton Regio	111905902
RHP 9	121758005.7.1	Dallas County	121758005
RHP 9	121776204.7.1	Baylor Medical Center At Irving	121776205
RHP 9	121988304.7.1	Lakes Regional MHMR Center	121988304
RHP 9	126679303.7.1	Methodist Hosp of Dallas Methodist Charlton Med Ct	126679303
RHP 9	126686802.7.1	UT Southwestern Medical Center at Dallas	126686802
RHP 9	127295703.7.1	Dallas County Hospital District dba Parkland Healt	127295703
RHP 9	135032405.7.1	Methodist Hosp of Dallas Methodist Dallas Med Ctr	135032405
RHP 9	135234606.7.1	Denton County MHMR Center	135234606
RHP 9	136360803.7.1	Denton County dba Denton County Health Department	136360803
RHP 9	137252607.7.1	Metrocare Services	137252607
RHP 9	138910807.7.1	Children's Medical Center of Dallas	138910807
RHP 9	139485012.7.1	Baylor University Medical Center	139485012
RHP 9	209345201.7.1	Methodist Hosp of Dallas dba Methodist Richardson	209345201
RHP 9	344925802.7.1	Trinity MC dba Baylor Medical Center at Carrollton	344925801
RHP 9	364710901.7.1	Tenet Hosp Ltd dba Doctors Hosp at White Rock	391575301
RHP 10	020950401.7.1	Columbia Medical Ctr of Arlington dba Med Ctr Arli	20950401
RHP 10	021184901.7.1	Cook-Fort Worth Children's Medical Center	21184901
RHP 10	081599501.7.1	MHMR of Tarrant County	81599501
RHP 10	083149703.7.1	Tarrant County	83149703
RHP 10	094105602.7.1	Columbia North Hills Hospital dba North Hills Hosp	94105602
RHP 10	094193202.7.1	Columbia Plaza Medical Center of Fort Worth dba PI	94193202
RHP 10	112677302.7.1	Harris Methodist Fort Worth Hospital	112677302
RHP 10	120726804.7.1	Harris Methodist Southwest Hospital	120726804
RHP 10	121794503.7.1	Texas Health Harris Mehodist Hospital Stephenville	121794503
RHP 10	121822403.7.1	PRHC-Ennis, L.P. dba Ennis Regional Medical Center	121822403
RHP 10	126675104.7.1	Tarrant County Hospital District dba JPS Health Ne	126675104

RHP 10	127304703.7.1	Harris Methodist Northwest Hosp (Azle)	127304703
RHP 10	130606006.7.1	Decatur Community Hospital (Wise Reg Health Systm)	130606006
RHP 10	130614405.7.1	Texas Health Arlington Memorial Hospital	130614405
RHP 10	130724106.7.1	Pecan Valley MHMR Region dba Pecan Valley Centers	130724106
RHP 10	131036903.7.1	Texas Health Harris Methodist Hospital Cleburne	131036903
RHP 10	135036506.7.1	Baylor All Saints Medical Center	135036506
RHP 10	136326908.7.1	Texas Health Harris Methodist HEB	136326908
RHP 10	138980111.7.1	UNTHSC at Fort Worth	138980111
RHP 10	186221101.7.1	Methodist Mansfield Medical Center	186221101
RHP 10	206106101.7.1	Wise Clinical Care Associates	206106101
RHP 10	216719901.7.1	Glen Rose Medical Center	216719901
RHP 10	314080801.7.1	Texas Health Huguley INC dba Huguley Memorial Me	314080801
RHP 10	316296801.7.1	Texas Health Harris Methodist Hospital Alliance	316296801
RHP 11	020992601.7.1	Stonewall Memorial Hospital	20992601
RHP 11	094131202.7.1	Hamlin Memorial Hospital	94131202
RHP 11	112692202.7.1	Fisher County Hospital	112692202
RHP 11	112702904.7.1	Haskell Memorial Hospital	112702904
RHP 11	121053602.7.1	Knox County Hospital District dba Knox County Hosp	121053602
RHP 11	126842708.7.1	Jones County Reg Healthcare Systm Stamford Mem Hos	406583101
RHP 11	133244705.7.1	Rolling Plains Memorial Hospital	133244705
RHP 11	133338707.7.1	Abilene Regional MHMR dba Hardwick Center	133338707
RHP 11	133339505.7.1	Central Texas MHMR	133339505
RHP 11	136325111.7.1	Mitchell County Hospital District dba Mitchell Cou	136325111
RHP 11	137074409.7.1	Eastland Memorial Hospital	137074409
RHP 11	138644310.7.1	Hendrick Medical Center	138644310
RHP 11	138950412.7.1	Palo Pinto Co Hosp Dist dba Palo Pinto Gen Hosp	138950412
RHP 11	281406304.7.1	Comanche County Medical Center Company	281406304
RHP 11	337991901.7.1	Stephens Memorial Hospital dba Stephens County Eme	337991901
RHP 12	065100201.7.1	City of Amarillo	65100201
RHP 12	084563802.7.1	Texas Tech University Health Sciences Center AMA	84563802
RHP 12	084599202.7.1	Texas Tech University Health Sciences Center Offic	84599202
RHP 12	084897001.7.1	Lubbock Regional MHMR Ctr dba StarCare Specialty	84897001
RHP 12	094117105.7.1	Hansford County Hospital District	94117105
RHP 12	094121303.7.1	Seminole HD of Gaines Co dba Memorial Hospital	94121303
RHP 12	094129604.7.1	Moore County Hospital District dba Memorial Hospit	94129604
RHP 12	094180903.7.1	Lynn County Hospital District	94180903
RHP 12	109588703.7.1	Hemphill County Hospital District	109588703
RHP 12	112704504.7.1	Ochiltree General Hospital	112704504
RHP 12	126667806.7.1	Lockney Gen Hosp Dist (W.J. Mangold Mem Hosp)	126667806
RHP 12	126840107.7.1	Preferred Hosp Leasing, Inc. dba Collingsworth Gen	126840107
RHP 12	127313803.7.1	Lamb Healthcare Center	127313803
RHP 12	127319504.7.1	Methodist Children's Hosp dba Covenant Children's	127319504

RHP 12	127374005.7.1	Central Plains Center for Mental Health Mental Ret	127374005
RHP 12	127378105.7.1	Texas Panhandle Mental Health Mental Retardation	127378105
RHP 12	130618504.7.1	Terry Memorial Hospital District Brownfield Region	130618504
RHP 12	130725806.7.1	West Texas Centers for MHMR	130725806
RHP 12	130826407.7.1	Dallam-Hartley Counties Hosp District dba Coon Mem	130826407
RHP 12	133250406.7.1	Childress County Hospital District dba Childress R	133250406
RHP 12	133544006.7.1	Deaf Smith County Hospital District dba Hereford R	133544006
RHP 12	136142011.7.1	Plains Memorial Hospital DSH Acct (Castro County)	136142011
RHP 12	136330112.7.1	D. M. Cogdell Memorial Hospital (Scurry County)	136330112
RHP 12	136492909.7.1	Lubbock Regional MHMR Center dba Sunrise Canyon Ho	136492909
RHP 12	137227806.7.1	Yoakum County dba Yoakum County Hospital	137227806
RHP 12	137245009.7.1	UHS @ Amarillo Inc dba Northwest Texas Healthcare	137245009
RHP 12	137343308.7.1	Parmer County Community Hospital	137343308
RHP 12	137999206.7.1	Lubbock County Hospital District dba University Me	137999206
RHP 12	139461107.7.1	Covenant Health System dba Covenant Medical Center	139461107
RHP 12	189947801.7.1	Medical Arts Hospital	189947801
RHP 12	197063401.7.1	GPCH LLC dba Golden Plains Community Hospital	197063401
RHP 12	281514401.7.1	Lubbock Heritage Hospital dba Grace Medical Center	281514401
RHP 12	308032701.7.1	Prime Healthcare Services - Pampa, LLC dba Pampa R	308032701
RHP 12	316076401.7.1	Swisher Memorial Healthcare System, dba Swisher Me	316076401
RHP 12	322879301.7.1	Baptist St. Anthony's Health System	322879301
RHP 12	350190001.7.1	Preferred Hospital Leasing Muleshoe Inc	350190001
RHP 13	020989201.7.1	North Runnels Hospital	20989201
RHP 13	022793601.7.1	City of San Angelo	22793601
RHP 13	091770005.7.1	Concho County Hospital	91770005
RHP 13	109483102.7.1	MHMR Svcs for the Concho Valley	109483102
RHP 13	121781205.7.1	L M Hudspeth Memorial Hospital	121781205
RHP 13	121806703.7.1	Reagan Hosp District dba Reagan Memorial Hosp	121806703
RHP 13	130089906.7.1	Ballinger Memorial Hospital	130089906
RHP 13	130616909.7.1	Pecos County Memorial Hospital	130616909
RHP 13	137226005.7.1	Shannon Medical Center	137226005
RHP 13	179272301.7.1	Preferred Hosp Leasing Eldorado, Inc. dba Schleich	179272301
RHP 13	206083201.7.1	Preferred Hosp Leasing Junction Inc. dba Kimble Ho	206083201
RHP 13	316360201.7.1	Coleman County Medical Center	316360201
RHP 13	322916301.7.1	McCulloch County Hospital District dba Heart of Tx	322916301
RHP 14	081939301.7.1	Texas Tech University Health Sciences Center Odess	81939301
RHP 14	094204701.7.1	Winkler County Memorial Hospital	402628801
RHP 14	112684904.7.1	Reeves County Hospital	112684904
RHP 14	112711003.7.1	Odessa Regional Medical Center	112711003
RHP 14	127298107.7.1	Permian Regional Medical Center	127298107
RHP 14	135235306.7.1	Ector County Hospital District dba Medical Center	135235306
RHP 14	136143806.7.1	Midland County Hospital District dba Midland Memor	136143806

RHP 14	136145310.7.1	Martin County Hospital District	136145310
RHP 14	138364813.7.1	Permian Basin Community Centers	138364813
RHP 14	176354201.7.1	Culberson Hospital	176354201
RHP 15	065086301.7.1	City of El Paso dba City of El Paso Department of	65086301
RHP 15	084597603.7.1	Texas Tech University Health Sciences Center EL Pa	84597603
RHP 15	094109802.7.1	El Paso Healthcare System Ltd dba Las Palmas Medic	94109802
RHP 15	127376505.7.1	El Paso Community MHMR dba Emergence Health Networ	127376505
RHP 15	130601104.7.1	Tenet Hospital Limited dba Providence Memorial Hos	130601104
RHP 15	138951211.7.1	El Paso Co Hosp Dist - University Medical Center o	138951211
RHP 15	196829901.7.1	Sierra Providence East Medical Center	196829901
RHP 15	291854201.7.1	El Paso Children's Hospital	291854201
RHP 16	084859002.7.1	Heart of Texas Region MH & MR Center	84859002
RHP 16	111829102.7.1	Providence Health Services of Waco dba Providence	111829102
RHP 16	121792903.7.1	Hamilton County Hospital District dba Family Pract	121792903
RHP 16	134772611.7.1	Coryell County Memorial Hospital Authority dba Cor	134772611
RHP 16	137075116.7.1	Bosque County Hospital District	401736001
RHP 16	138962907.7.1	Hillcrest Baptist Medical Center	138962907
RHP 16	140714001.7.1	Limestone Medical Center dba Limestone Medical Cen	140714001
RHP 17	020841501.7.1	Conroe Regional Medical Center	20841501
RHP 17	020860501.7.1	St Joseph Regional Health Center dba CHI St Joseph	20860501
RHP 17	081844501.7.1	Tri-County Behavioral Healthcare	81844501
RHP 17	127267603.7.1	St. Joseph Regional Health Center	127267603
RHP 17	130982504.7.1	Brazos Co Treasurer (Brazos County Health Departme	130982504
RHP 17	135226205.7.1	Scott & White Hospital Brenham	135226205
RHP 17	136366507.7.1	MHMR Authority of Brazos Valley	136366507
RHP 17	160630301.7.1	St. Luke's Community Health Srvs (The Woodlands)	160630301
RHP 17	189791001.7.1	Walker County Hosp Corp. dba Huntsville Memorial	189791001
RHP 17	198523601.7.1	The TX A&M Univ Systm Hlth Science Cent dba Tx A&M	198523601
RHP 17	311035501.7.1	Montgomery County Public Health District	311035501
RHP 17	326725404.7.1	Scott & White Hospital College Station	326725404
RHP 18	084001901.7.1	Collin County MHMR dba LifePath Systems	84001901
RHP 18	084434201.7.1	MHMR SVCS of Texoma	84434201
RHP 18	169553801.7.1	Tenet Frisco Ltd dba Centennial Medical Center	169553801
RHP 18	179917301.7.1	Rockwall County Helping Hands Inc	179917301
RHP 18	194997601.7.1	UHS Texoma, Inc. dba Texoma Medical Center	194997601
RHP 18	283637101.7.1	Brock Lawson Pierce MD	283637101
RHP 19	088189803.7.1	Throckmorton County Memorial Hospital	88189803
RHP 19	094138703.7.1	Clay County Memorial Hospital	94138703
RHP 19	110856504.7.1	Olney Hamilton Hospital District dba Hamilton Hosp	110856504
RHP 19	112707808.7.1	Wilbarger General Hospital	112707808
RHP 19	119874904.7.1	Jack County Hospital District dba Faith Community	119874904
RHP 19	121777003.7.1	Gainesville Memorial Hospital (North Texas Medical	396650901

RHP 19	127310404.7.1	Nocona Hospital District dba Nocona Gen Hosp	127310404
RHP 19	127373205.7.1	Helen Farabee Centers	127373205
RHP 19	135034009.7.1	Electra Memorial Hospital	135034009
RHP 19	135237906.7.1	United Regional Health Care System	135237906
RHP 19	138353107.7.1	Seymour Hospital	138353107
RHP 19	346945401.7.1	Graham Hospital District	346945401
RHP 20	094186602.7.1	Laredo Reg Med Ctr dba Doctor's Hospital of Laredo	94186602
RHP 20	121989102.7.1	Border Region MHMR Community Center	121989102
RHP 20	137917402.7.1	City of Laredo	137917402
RHP 20	162033801.7.1	Laredo Texas Hosp Co dba Laredo Medical Center	162033801

DY10 Estimated Remaining DSRIP

\$0.00
\$0.00
\$0.00
\$0.00
\$0.00
\$0.00
\$0.00
\$252,394.41
\$0.00
\$0.00
\$0.00
\$0.00
\$0.00
\$0.00
\$0.00
\$0.00
\$231,544.12
\$0.00
\$0.00
\$0.00
\$0.00
\$0.00
\$0.00
\$0.00
\$0.00
\$0.00
\$0.00
\$0.00
\$0.00
\$0.00
\$338,759.50
\$0.00
\$0.00
\$0.00
\$0.00
\$472,015.36
\$1,497,030.49
\$0.00

	\$0.00
	\$0.00
	\$0.00
	\$0.00
	\$0.00
	\$0.00
	\$0.00
	\$0.00
\$1,508,989.68	
	\$0.00
	\$0.00
\$949,293.12	
	\$0.00
	\$0.00
	\$0.00
	\$0.00
	\$0.00
\$813,930.84	
	\$0.00
	\$0.00
\$213,390.00	
	\$0.00
	\$0.00
	\$0.00
	\$0.00
	\$0.00
	\$0.00
	\$0.00
	\$0.00
	\$0.00
\$1,742,325.93	
\$509,345.51	
	\$0.00
	\$0.00
	\$0.00
	\$0.00
\$268,173.25	
	\$0.00
	\$0.00
\$7,694,664.94	
\$700,592.30	

\$0.00
\$0.00
\$0.00
\$1,911,257.09
\$0.00
\$0.00
\$0.00
\$0.00
\$0.00
\$0.00
\$6,272,536.08
\$0.00
\$605,806.89
\$0.00
\$0.00
\$0.00
\$0.00
\$1,967,305.07
\$0.00
\$0.00
\$0.00
\$2,862,000.00
\$0.00
\$0.00
\$0.00
\$0.00
\$0.00
\$0.00
\$0.00
\$0.00
\$0.00
\$0.00
\$0.00
\$9,751,658.13
\$0.00
\$0.00
\$0.00
\$0.00
\$0.00
\$0.00
\$0.00
\$0.00
\$0.00

\$0.00
\$0.00
\$0.00
\$0.00
\$0.00
\$898,985.86
\$0.00
\$0.00
\$0.00
\$0.00
\$250,000.00
\$0.00
\$0.00
\$0.00
\$0.00
\$0.00
\$0.00
\$0.00
\$683,608.50
\$0.00
\$0.00
\$0.00
\$179,108.79
\$0.00
\$0.00
\$0.00
\$0.00
\$0.00
\$0.00
\$0.00
\$0.00
\$0.00
\$85,793.56
\$0.00
\$0.00
\$0.00
\$63,327.25
\$0.00
\$242,773.23
\$0.00
\$0.00
\$0.00

	\$0.00
	\$0.00
	\$0.00
	\$0.00
	\$0.00
	\$0.00
	\$0.00
	\$0.00
	\$0.00
	\$0.00
	\$0.00
	\$0.00
	\$0.00
	\$0.00
\$1,440,190.20	
	\$0.00
	\$0.00
\$460,102.92	
	\$0.00
	\$0.00
	\$0.00
	\$0.00
\$17,915.63	
\$120,477.75	
	\$0.00
	\$0.00
	\$0.00
	\$0.00
	\$0.00
	\$0.00
	\$0.00
	\$0.00
\$585,972.75	
	\$0.00
	\$0.00
\$309,375.00	
\$189,471.12	
\$319,426.50	
	\$0.00
	\$0.00
	\$0.00
	\$0.00

\$0.00
\$0.00
\$0.00
\$0.00
\$0.00
\$0.00
\$0.00
\$0.00
\$0.00
\$0.00