

**1. Title page for the state’s substance use disorder (SUD) demonstration or the SUD component of the broader demonstration**

*The state should complete this title page at the beginning of a demonstration and submit as the title page for all monitoring reports. The content of this table should stay consistent over time. Definitions for certain rows are below the table.*

|   |   |
|---|---|
| <b>State</b>  | Commonwealth of Pennsylvania (Commonwealth or Pennsylvania)   |
| <b>Demonstration name</b>   | Coverage for Former Foster Care Youth from a Different State and Substance Use Disorder (SUD) Demonstration |
| <b>Approval period for section 1115 demonstration</b>   | <i>October 1, 2017 through September 30, 2022<br/>SUD approved on June 28, 2018</i>                         |
| <b>SUD demonstration start date<sup>a</sup></b>   | July 1, 2018  |
| <b>Implementation date of SUD demonstration, if different from SUD demonstration start date<sup>b</sup></b> | July 1, 2018  |

---

<sup>a</sup> **SUD demonstration start date:** For monitoring purposes, CMS defines the start date of the demonstration as the *effective date* listed in the state’s STCs at time of SUD demonstration approval. For example, if the state’s STCs at the time of SUD demonstration approval note that the SUD demonstration is effective January 1, 2020–December 31, 2025, the state should consider January 1, 2020 to be the start date of the SUD demonstration. Note that the effective date is considered to be the first day the state may begin its SUD demonstration. In many cases, the effective date is distinct from the approval date of a demonstration; that is, in certain cases, CMS may approve a section 1115 demonstration with an effective date that is in the future. For example, CMS may approve an extension request on 12/15/2020, with an effective date of 1/1/2021 for the new demonstration period. In many cases, the effective date also differs from the date a state begins implementing its demonstration.

<sup>b</sup> **Implementation date of SUD demonstration:** The date the state began claiming federal financial participation for services provided to individuals in institutions for mental disease.

Medicaid Section 1115 SUD Demonstrations Monitoring Report – Part B Version 3.0  
 Pennsylvania Coverage for Former Foster Care Youth from a Different State and Substance Use Disorder (SUD) Demonstration

|   |  |
|---|--|
| <b>SUD (or if broader demonstration, then SUD-related) demonstration goals and objectives</b> | Under this demonstration, the Commonwealth expects to achieve the following:<br>Objective 1. Increase rates of identification, initiation, and engagement in treatment.<br>Objective 2. Increase adherence to and retention in treatment.<br>Objective 3. Reduce overdose deaths, particularly those due to opioids.<br>Objective 4. Reduce utilization of Emergency Department (ED) and inpatient hospital settings for treatment where the utilization is preventable or medically inappropriate through improved access to other continuum of care services.<br>Objective 5. Fewer readmissions to the same or higher level of care (LOC) where the readmission is preventable or medically inappropriate.<br>Objective 6. Improve access to care for physical health conditions among beneficiaries. |
| <b>SUD demonstration year and quarter</b>   | <i>Demonstration Year 2 Quarter 4 (DY2Q4)</i>  |
| <b>Reporting period</b>   | <i>April 1, 2020–June 30, 2020 and Annual Report for July 1, 2019 through June 30, 2020</i>  |

**2. Executive summary**

*The executive summary should be reported in the fillable box below. It is intended for summary-level information only. The recommended word count is 500 words or less.*

**Metrics**

- Metric #3 demonstrated an overall upward trend in the number of individuals with SUD diagnoses in DY1. The number of individuals from April to October 2019 was relatively stable. However, the number of members with SUD diagnoses decreased with the onset of the COVID-19 pandemic after February 2020.
- Metrics #6–#12 report the number of members by month receiving services through DY2Q4. Prior to February 2020, the unduplicated individuals receiving SUD treatment were generally constant. However, the number of individuals receiving any service decreased with the COVID-19 pandemic after March 2020. This trend is relatively consistent for all of the services received by members under the demonstration up through the end of DY2Q4.
- Metric #7 reports that the number of individuals receiving Early Intervention (EI) is fairly steady over time up until the pandemic.
- Metric #8 reports the number of individuals receiving Outpatient (OP) services is fairly steady over time up until the pandemic.
- Metric #9 reports the number of individuals receiving Intensive Outpatient (IOP) and Partial Hospital (PHP) services was fairly steady through April 2019 but has decreased since that time. Note that the Commonwealth’s standards for IOP and PHP have been clarified to better align with the American Society of Addiction Medicine (ASAM) standards and this could account for fewer programs reporting that they provide

Medicaid Section 1115 SUD Demonstrations Monitoring Report – Part B Version 3.0  
Pennsylvania Coverage for Former Foster Care Youth from a Different State and Substance Use Disorder (SUD) Demonstration

---

PHP, which is substantially different under ASAM from the historic Commonwealth service description. Because these services are in congregate settings, almost all utilization dropped off after the beginning of the pandemic in March 2020.

- Metric #10 reports the number of individuals receiving residential and inpatient services is fairly steady over time up until the beginning of the pandemic.
- Metric #11 reports the number of individuals receiving Withdrawal Management (WM) services is fairly steady over time up until the beginning of the pandemic.
- Metric #12 reports the number of individuals receiving Medication Assisted Treatment (MAT) services increased. Fifty percent of the increase in 2019 was due to the implementation of Centers of Excellence and initiatives in the Commonwealth to increase MAT usage. MAT for dual eligibles dropped starting January 1, 2020 because of Medicare’s new coverage of MAT with the pandemic affecting utilization starting in February 2020.
- The Health Information Technology (HIT) metrics Q1 and Q2 demonstrate that information technology is being used to slow down the rate of growth of individuals identified with SUD by increasing the number of providers registered with and using the Pennsylvania Prescription Drug Monitoring Program (PDMP).
- The HIT Metrics # S1, S2, and S3 demonstrate that the information technology is being used to effectively treat individuals identified with SUD.
- The HIT metrics (Q3 and S4) demonstrate that information technology is being used to effectively monitor “recovery supports and services” for individuals identified with SUD. This is occurring through improvements in the overall integration of corrections facilities and EDs with the Health Information Exchange (HIE) and PDMP and the increase in alerts sent.
- Metric #23 reports the rate per 1,000 of emergency room visits for SUD continues to decline.
- *Metrics #4, 5, 36, 13, 14, 24, 26, 27, and 32 are annual metrics and reported for DY1 in the DY2Q1 report for the first time. There is no trend because they were baseline metrics.*
- *The Commonwealth plans to complete programming of metrics 15, 17, 18, 21, 22, and 25 prior to the DY3Q1 report.*

### Implementation Update

- **System transformation:** The Commonwealth continues to work with two sister agencies, forging a major system transformation across the entire Commonwealth.
- **Alignment of service definitions with ASAM:** The transition to the ASAM from the previous system of care has been proceeding. Throughout 2020, the Commonwealth conducted a systematic “roll out” of service delivery descriptions and expectations beginning with residential services (3.0). The Department of Drug and Alcohol Programs (DDAP) and the Department of Human Services (DHS) communicated changes through in-person discussions, listserv communications, web postings, etc. The Commonwealth has significant buy-in with training and webinars they have been conducting. DHS and DDAP are working together to develop ASAM service descriptions and

delivery standards including admission, continuing stay and discharge criteria, the types of services, hours of clinical care, credentials of staff, and implementation of requirements for each LOC. DHS is working to ensure that the coding is consistent with any needed changes.

- **Oversight of provider transition to aligned ASAM service definitions:** County program oversight is monitoring the changes to the service definitions and providers are far from alignment at this point. Initially, the Commonwealth faced many political issues that caused significant delays. Pennsylvania has over 900 providers involved in this transition. The Commonwealth has completed an impact analysis to try to anticipate the challenges with alignment of the system of care (services, hours, staff credentials, etc.) with the ASAM LOC criteria. Finally, DHS and DDAP will work to ensure that a cohesive provider monitoring program is in place. Capacity monitoring is anticipated to be embedded in the provider monitoring effort. There are 16 providers who contract under Medicaid who do not have contracts with the Single County Authorities (SCAs). The Office of Mental Health and Substance Abuse Services (OMHSAS) is analyzing its options for ensuring that those Medicaid only providers will comply with ASAM requirements.
  - **ASAM 3.5:** DDAP will continue to align with the ASAM Criteria by no longer delineating two types of 3.5 LOC, i.e., 3.5 Rehabilitative and 3.5 Habilitative. Services including length of stay within a 3.5 LOC will be determined based on the identified needs of the individual within those programs. *Specialized* 3.5 programs such as Pregnant Women and Women with Children (PWWWC) services and those programs that have a criminal justice component will utilize the amount of time needed to address needs identified in the six-dimensional assessment/re-assessment.
  - **ASAM 3.7:** This newly updated LOC will increase staffing hours and provide challenges to providers.
  - **ASAM 2.5:** The Commonwealth anticipates that providers may struggle with updated Partial Hospitalization (PH) standards.
  - **Residential Standards:** OMHSAS and DDAP have had challenges implementing residential provider alignment with ASAM because of the number of providers affected, the number of changes required for ASAM alignment, and the timing of the changes. The Commonwealth has heard concerns about staffing/client ratios and credentialing. Providers are expressing concern about the rates and costs because of the extensive involvement of Medicaid managed care and the disparity in rates. Preliminary designations for residential services were issued based on provider reported staffing. However, staffing alone does not assure that the services described by the criteria is being delivered in residential or ambulatory treatment settings.
  - **Withdrawal Management Standards:** DDAP continues to draft guidance on the delivery of WM, specifically the ambulatory LOCs 1-WM and 2-WM.
  - **MAT:** The Commonwealth is working through provider compliance with the MAT accessibility requirement, but there remains some degree of stigma regarding MAT and philosophical barriers with providers. The Commonwealth is trying to address this via education, awareness campaigns, etc. MAT accessibility is addressed this in five-year contracts with SCAs as part of the full continuum of care.
- **Contractual changes:** The Commonwealth is making the ASAM alignment transition through contractual changes. Staff will evaluate if additional addendums or other contractual requirements are needed. DDAP/DHS expects requirements to be fully aligned with ASAM service delivery in 2021. Provider compliance with the fully aligned ASAM continuum is expected by July 2022.

Medicaid Section 1115 SUD Demonstrations Monitoring Report – Part B Version 3.0  
Pennsylvania Coverage for Former Foster Care Youth from a Different State and Substance Use Disorder (SUD) Demonstration

---

- **Use of ASAM in assessments and treatment planning:** The transition to the use of ASAM in assessments and treatment planning is proceeding well. Pennsylvania has about 8,700 individuals trained in use of ASAM skill training and use of the LOC tool and placement determinations. The Commonwealth has both in-person and online training active as of January 1, 2020.
- **Use of ASAM for patient placement:** The transition to using ASAM LOC for a placement tool is also going well given the caveat that the Commonwealth has not fully transitioned to the ASAM service descriptions. DDAP issued guidance to the counties to use The ASAM admission criteria as of May 1, 2018. On March 1, 2019, the ASAM Criteria was required for treatment plans, continued stay and discharge criteria. Providers are utilizing ASAM Criteria for admission determinations of LOC, but because the service definitions are not yet fully aligned the service delivery is not fully aligned with ASAM. The Commonwealth staff are unable to fully assess how transition to the criteria is impacting access because services do not yet align with the placement criteria.
- **Capacity:** With the alignment of provider standards to ASAM, DDAP, and OMHSAS believe there will be sufficient OP and IOP capacity. However, as the alignment occurs it is unclear if there will be sufficient PH access given the breadth of changes needed in the industry. ASAM 3.5 should have sufficient access. However, ASAM 3.7 capacity is undetermined because this LOC is also undergoing major changes from the previous definitions. The WM roll out has not started yet so there may be some capacity issues.
- **Transition and Care Coordination:** The ASAM alignment will emphasize the required provider standards for transition between LOCs.
- **Budget Neutrality:** The Commonwealth continues to report on the 1115 waiver schedules this quarter by Date of Payment. The Commonwealth is using the correct budget neutrality forms for the SUD 1115 quarterly report.
- **Evaluation:** The Centers for Medicare & Medicaid Services (CMS) approved the Commonwealth's Evaluation Design on May 22, 2020 and the monitoring protocol on December 10, 2020. The Commonwealth anticipates submittal of the mid-point assessment in early 2021 consistent with the deadlines agreed upon due to the pandemic. The Commonwealth anticipates submitting DY3Q1 and DY3Q2 reports in March 2021.
- **Post award forum:** The next post award forum is scheduled for March 2021 due to the pandemic.
- **Annual Grievance and Appeal reporting:** Between State Fiscal Year (SFY) 2019/2020 and SFY 2018/2019, there was an increase in the SUD complaints (called grievances by CMS) filed and a decrease of Mental Health (MH)/SUD complaints filed. There was an upward trend in quarterly percentages with one break over eight quarters. Four out of five Behavioral Health Managed Care Organizations (BH-MCOs) reported common themes, which are summarized in the body of this report.

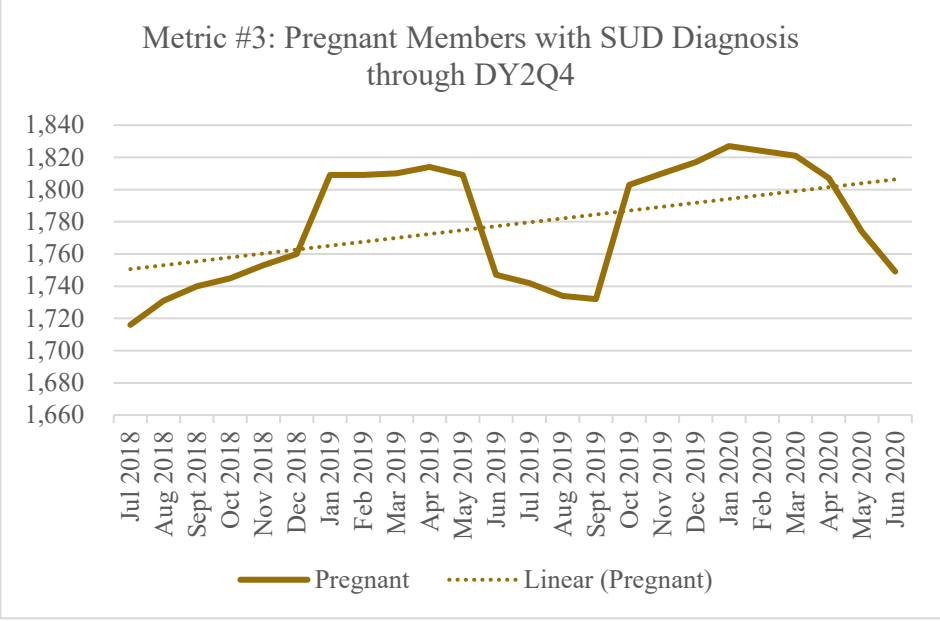
**3. Narrative information on implementation, by milestone and reporting topic**

| Prompt   | State has no trends/<br>update to report (place an X) | Related metric(s) (if any)   | State response  |
|--|---|--|---|
| <b>1. Assessment of need and qualification for SUD services</b>  |   |  |   |
| <b>1.1 Metric trends</b>   |   |  |   |
| 1.1.1. The state reports the following metric trends, including all changes (+ or -) greater than 2 percent related to assessment of need and qualification for SUD services |   | Metric #3<br>Medicaid Beneficiaries with SUD Diagnosis (monthly)<br><br>Metric #4:<br>Medicaid Beneficiaries with SUD Diagnosis (annually)<br><br>Metric #5:<br>Medicaid Beneficiaries Treated in an IMD for SUD | <p><i>Please note: all monthly metrics have been revalidated in 2021, especially those related to MAT. The Commonwealth is refreshing all data from the beginning of the demonstration to present with the re-validated data.</i></p> <p>The following trends are seen in the data:</p> <p><b>Analysis DY2Q4:</b></p> |

Medicaid Section 1115 SUD Demonstrations Monitoring Report – Part B Version 3.0  
 Pennsylvania Coverage for Former Foster Care Youth from a Different State and Substance Use Disorder (SUD) Demonstration

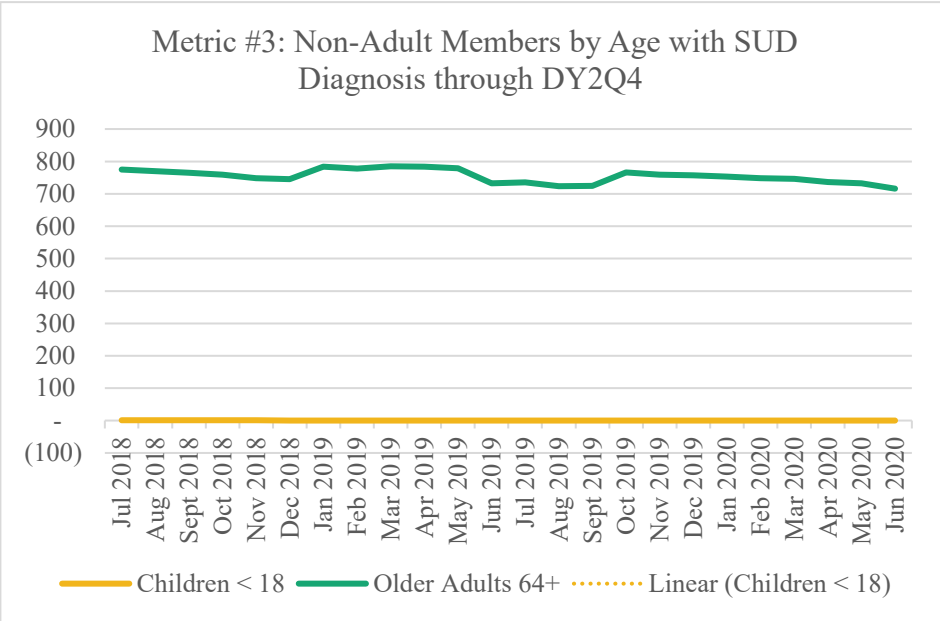
| Prompt    | State has no trends/<br>update to<br>report (place<br>an X) | Related<br>metric(s)<br>(if any) | State response  |       |       |                |          |        |        |          |        |        |           |        |        |          |        |        |          |        |        |          |        |        |          |        |        |          |        |        |          |        |        |          |        |        |          |        |        |          |        |        |          |        |        |          |        |        |           |        |        |          |        |        |          |        |        |          |        |        |          |        |        |          |        |        |          |        |        |          |        |        |          |        |        |          |        |        |
|-----------|---|----------------------------------|---|-------|-------|----------------|----------|--------|--------|----------|--------|--------|-----------|--------|--------|----------|--------|--------|----------|--------|--------|----------|--------|--------|----------|--------|--------|----------|--------|--------|----------|--------|--------|----------|--------|--------|----------|--------|--------|----------|--------|--------|----------|--------|--------|----------|--------|--------|-----------|--------|--------|----------|--------|--------|----------|--------|--------|----------|--------|--------|----------|--------|--------|----------|--------|--------|----------|--------|--------|----------|--------|--------|----------|--------|--------|----------|--------|--------|
|           |   |                                  | <p>Metric #3 reports the number of members by month with a SUD diagnosis through DY2Q4. There was an overall upward trend in the number of individuals with SUD diagnoses in DY1. The number of individuals from April to October 2019 was relatively stable. However, the number of members with SUD diagnoses decreased with the onset of the COVID-19 pandemic after February 2020.</p> <div data-bbox="940 688 1881 1308"> <p>Metric #3: Members with SUD Diagnosis through DY2Q4</p> <table border="1"> <thead> <tr> <th>Month</th> <th>Total</th> <th>Linear (Total)</th> </tr> </thead> <tbody> <tr><td>Jul 2018</td><td>27,000</td><td>27,200</td></tr> <tr><td>Aug 2018</td><td>27,000</td><td>27,150</td></tr> <tr><td>Sept 2018</td><td>27,000</td><td>27,100</td></tr> <tr><td>Oct 2018</td><td>27,000</td><td>27,050</td></tr> <tr><td>Nov 2018</td><td>27,000</td><td>27,000</td></tr> <tr><td>Dec 2018</td><td>27,000</td><td>26,950</td></tr> <tr><td>Jan 2019</td><td>27,000</td><td>26,900</td></tr> <tr><td>Feb 2019</td><td>27,000</td><td>26,850</td></tr> <tr><td>Mar 2019</td><td>27,000</td><td>26,800</td></tr> <tr><td>Apr 2019</td><td>27,000</td><td>26,750</td></tr> <tr><td>May 2019</td><td>27,000</td><td>26,700</td></tr> <tr><td>Jun 2019</td><td>27,000</td><td>26,650</td></tr> <tr><td>Jul 2019</td><td>27,000</td><td>26,600</td></tr> <tr><td>Aug 2019</td><td>27,000</td><td>26,550</td></tr> <tr><td>Sept 2019</td><td>27,000</td><td>26,500</td></tr> <tr><td>Oct 2019</td><td>27,000</td><td>26,450</td></tr> <tr><td>Nov 2019</td><td>27,000</td><td>26,400</td></tr> <tr><td>Dec 2019</td><td>27,000</td><td>26,350</td></tr> <tr><td>Jan 2020</td><td>27,000</td><td>26,300</td></tr> <tr><td>Feb 2020</td><td>27,000</td><td>26,250</td></tr> <tr><td>Mar 2020</td><td>26,800</td><td>26,200</td></tr> <tr><td>Apr 2020</td><td>26,500</td><td>26,150</td></tr> <tr><td>May 2020</td><td>26,000</td><td>26,100</td></tr> <tr><td>Jun 2020</td><td>25,300</td><td>26,050</td></tr> </tbody> </table> </div> | Month | Total | Linear (Total) | Jul 2018 | 27,000 | 27,200 | Aug 2018 | 27,000 | 27,150 | Sept 2018 | 27,000 | 27,100 | Oct 2018 | 27,000 | 27,050 | Nov 2018 | 27,000 | 27,000 | Dec 2018 | 27,000 | 26,950 | Jan 2019 | 27,000 | 26,900 | Feb 2019 | 27,000 | 26,850 | Mar 2019 | 27,000 | 26,800 | Apr 2019 | 27,000 | 26,750 | May 2019 | 27,000 | 26,700 | Jun 2019 | 27,000 | 26,650 | Jul 2019 | 27,000 | 26,600 | Aug 2019 | 27,000 | 26,550 | Sept 2019 | 27,000 | 26,500 | Oct 2019 | 27,000 | 26,450 | Nov 2019 | 27,000 | 26,400 | Dec 2019 | 27,000 | 26,350 | Jan 2020 | 27,000 | 26,300 | Feb 2020 | 27,000 | 26,250 | Mar 2020 | 26,800 | 26,200 | Apr 2020 | 26,500 | 26,150 | May 2020 | 26,000 | 26,100 | Jun 2020 | 25,300 | 26,050 |
| Month     | Total   | Linear (Total)                   |   |       |       |                |          |        |        |          |        |        |           |        |        |          |        |        |          |        |        |          |        |        |          |        |        |          |        |        |          |        |        |          |        |        |          |        |        |          |        |        |          |        |        |          |        |        |           |        |        |          |        |        |          |        |        |          |        |        |          |        |        |          |        |        |          |        |        |          |        |        |          |        |        |          |        |        |
| Jul 2018  | 27,000  | 27,200                           |   |       |       |                |          |        |        |          |        |        |           |        |        |          |        |        |          |        |        |          |        |        |          |        |        |          |        |        |          |        |        |          |        |        |          |        |        |          |        |        |          |        |        |          |        |        |           |        |        |          |        |        |          |        |        |          |        |        |          |        |        |          |        |        |          |        |        |          |        |        |          |        |        |          |        |        |
| Aug 2018  | 27,000  | 27,150                           |   |       |       |                |          |        |        |          |        |        |           |        |        |          |        |        |          |        |        |          |        |        |          |        |        |          |        |        |          |        |        |          |        |        |          |        |        |          |        |        |          |        |        |          |        |        |           |        |        |          |        |        |          |        |        |          |        |        |          |        |        |          |        |        |          |        |        |          |        |        |          |        |        |          |        |        |
| Sept 2018 | 27,000  | 27,100                           |   |       |       |                |          |        |        |          |        |        |           |        |        |          |        |        |          |        |        |          |        |        |          |        |        |          |        |        |          |        |        |          |        |        |          |        |        |          |        |        |          |        |        |          |        |        |           |        |        |          |        |        |          |        |        |          |        |        |          |        |        |          |        |        |          |        |        |          |        |        |          |        |        |          |        |        |
| Oct 2018  | 27,000  | 27,050                           |   |       |       |                |          |        |        |          |        |        |           |        |        |          |        |        |          |        |        |          |        |        |          |        |        |          |        |        |          |        |        |          |        |        |          |        |        |          |        |        |          |        |        |          |        |        |           |        |        |          |        |        |          |        |        |          |        |        |          |        |        |          |        |        |          |        |        |          |        |        |          |        |        |          |        |        |
| Nov 2018  | 27,000  | 27,000                           |   |       |       |                |          |        |        |          |        |        |           |        |        |          |        |        |          |        |        |          |        |        |          |        |        |          |        |        |          |        |        |          |        |        |          |        |        |          |        |        |          |        |        |          |        |        |           |        |        |          |        |        |          |        |        |          |        |        |          |        |        |          |        |        |          |        |        |          |        |        |          |        |        |          |        |        |
| Dec 2018  | 27,000  | 26,950                           |   |       |       |                |          |        |        |          |        |        |           |        |        |          |        |        |          |        |        |          |        |        |          |        |        |          |        |        |          |        |        |          |        |        |          |        |        |          |        |        |          |        |        |          |        |        |           |        |        |          |        |        |          |        |        |          |        |        |          |        |        |          |        |        |          |        |        |          |        |        |          |        |        |          |        |        |
| Jan 2019  | 27,000  | 26,900                           |   |       |       |                |          |        |        |          |        |        |           |        |        |          |        |        |          |        |        |          |        |        |          |        |        |          |        |        |          |        |        |          |        |        |          |        |        |          |        |        |          |        |        |          |        |        |           |        |        |          |        |        |          |        |        |          |        |        |          |        |        |          |        |        |          |        |        |          |        |        |          |        |        |          |        |        |
| Feb 2019  | 27,000  | 26,850                           |   |       |       |                |          |        |        |          |        |        |           |        |        |          |        |        |          |        |        |          |        |        |          |        |        |          |        |        |          |        |        |          |        |        |          |        |        |          |        |        |          |        |        |          |        |        |           |        |        |          |        |        |          |        |        |          |        |        |          |        |        |          |        |        |          |        |        |          |        |        |          |        |        |          |        |        |
| Mar 2019  | 27,000  | 26,800                           |   |       |       |                |          |        |        |          |        |        |           |        |        |          |        |        |          |        |        |          |        |        |          |        |        |          |        |        |          |        |        |          |        |        |          |        |        |          |        |        |          |        |        |          |        |        |           |        |        |          |        |        |          |        |        |          |        |        |          |        |        |          |        |        |          |        |        |          |        |        |          |        |        |          |        |        |
| Apr 2019  | 27,000  | 26,750                           |   |       |       |                |          |        |        |          |        |        |           |        |        |          |        |        |          |        |        |          |        |        |          |        |        |          |        |        |          |        |        |          |        |        |          |        |        |          |        |        |          |        |        |          |        |        |           |        |        |          |        |        |          |        |        |          |        |        |          |        |        |          |        |        |          |        |        |          |        |        |          |        |        |          |        |        |
| May 2019  | 27,000  | 26,700                           |   |       |       |                |          |        |        |          |        |        |           |        |        |          |        |        |          |        |        |          |        |        |          |        |        |          |        |        |          |        |        |          |        |        |          |        |        |          |        |        |          |        |        |          |        |        |           |        |        |          |        |        |          |        |        |          |        |        |          |        |        |          |        |        |          |        |        |          |        |        |          |        |        |          |        |        |
| Jun 2019  | 27,000  | 26,650                           |   |       |       |                |          |        |        |          |        |        |           |        |        |          |        |        |          |        |        |          |        |        |          |        |        |          |        |        |          |        |        |          |        |        |          |        |        |          |        |        |          |        |        |          |        |        |           |        |        |          |        |        |          |        |        |          |        |        |          |        |        |          |        |        |          |        |        |          |        |        |          |        |        |          |        |        |
| Jul 2019  | 27,000  | 26,600                           |   |       |       |                |          |        |        |          |        |        |           |        |        |          |        |        |          |        |        |          |        |        |          |        |        |          |        |        |          |        |        |          |        |        |          |        |        |          |        |        |          |        |        |          |        |        |           |        |        |          |        |        |          |        |        |          |        |        |          |        |        |          |        |        |          |        |        |          |        |        |          |        |        |          |        |        |
| Aug 2019  | 27,000  | 26,550                           |   |       |       |                |          |        |        |          |        |        |           |        |        |          |        |        |          |        |        |          |        |        |          |        |        |          |        |        |          |        |        |          |        |        |          |        |        |          |        |        |          |        |        |          |        |        |           |        |        |          |        |        |          |        |        |          |        |        |          |        |        |          |        |        |          |        |        |          |        |        |          |        |        |          |        |        |
| Sept 2019 | 27,000  | 26,500                           |   |       |       |                |          |        |        |          |        |        |           |        |        |          |        |        |          |        |        |          |        |        |          |        |        |          |        |        |          |        |        |          |        |        |          |        |        |          |        |        |          |        |        |          |        |        |           |        |        |          |        |        |          |        |        |          |        |        |          |        |        |          |        |        |          |        |        |          |        |        |          |        |        |          |        |        |
| Oct 2019  | 27,000  | 26,450                           |   |       |       |                |          |        |        |          |        |        |           |        |        |          |        |        |          |        |        |          |        |        |          |        |        |          |        |        |          |        |        |          |        |        |          |        |        |          |        |        |          |        |        |          |        |        |           |        |        |          |        |        |          |        |        |          |        |        |          |        |        |          |        |        |          |        |        |          |        |        |          |        |        |          |        |        |
| Nov 2019  | 27,000  | 26,400                           |   |       |       |                |          |        |        |          |        |        |           |        |        |          |        |        |          |        |        |          |        |        |          |        |        |          |        |        |          |        |        |          |        |        |          |        |        |          |        |        |          |        |        |          |        |        |           |        |        |          |        |        |          |        |        |          |        |        |          |        |        |          |        |        |          |        |        |          |        |        |          |        |        |          |        |        |
| Dec 2019  | 27,000  | 26,350                           |   |       |       |                |          |        |        |          |        |        |           |        |        |          |        |        |          |        |        |          |        |        |          |        |        |          |        |        |          |        |        |          |        |        |          |        |        |          |        |        |          |        |        |          |        |        |           |        |        |          |        |        |          |        |        |          |        |        |          |        |        |          |        |        |          |        |        |          |        |        |          |        |        |          |        |        |
| Jan 2020  | 27,000  | 26,300                           |   |       |       |                |          |        |        |          |        |        |           |        |        |          |        |        |          |        |        |          |        |        |          |        |        |          |        |        |          |        |        |          |        |        |          |        |        |          |        |        |          |        |        |          |        |        |           |        |        |          |        |        |          |        |        |          |        |        |          |        |        |          |        |        |          |        |        |          |        |        |          |        |        |          |        |        |
| Feb 2020  | 27,000  | 26,250                           |   |       |       |                |          |        |        |          |        |        |           |        |        |          |        |        |          |        |        |          |        |        |          |        |        |          |        |        |          |        |        |          |        |        |          |        |        |          |        |        |          |        |        |          |        |        |           |        |        |          |        |        |          |        |        |          |        |        |          |        |        |          |        |        |          |        |        |          |        |        |          |        |        |          |        |        |
| Mar 2020  | 26,800  | 26,200                           |   |       |       |                |          |        |        |          |        |        |           |        |        |          |        |        |          |        |        |          |        |        |          |        |        |          |        |        |          |        |        |          |        |        |          |        |        |          |        |        |          |        |        |          |        |        |           |        |        |          |        |        |          |        |        |          |        |        |          |        |        |          |        |        |          |        |        |          |        |        |          |        |        |          |        |        |
| Apr 2020  | 26,500  | 26,150                           |   |       |       |                |          |        |        |          |        |        |           |        |        |          |        |        |          |        |        |          |        |        |          |        |        |          |        |        |          |        |        |          |        |        |          |        |        |          |        |        |          |        |        |          |        |        |           |        |        |          |        |        |          |        |        |          |        |        |          |        |        |          |        |        |          |        |        |          |        |        |          |        |        |          |        |        |
| May 2020  | 26,000  | 26,100                           |   |       |       |                |          |        |        |          |        |        |           |        |        |          |        |        |          |        |        |          |        |        |          |        |        |          |        |        |          |        |        |          |        |        |          |        |        |          |        |        |          |        |        |          |        |        |           |        |        |          |        |        |          |        |        |          |        |        |          |        |        |          |        |        |          |        |        |          |        |        |          |        |        |          |        |        |
| Jun 2020  | 25,300  | 26,050                           |   |       |       |                |          |        |        |          |        |        |           |        |        |          |        |        |          |        |        |          |        |        |          |        |        |          |        |        |          |        |        |          |        |        |          |        |        |          |        |        |          |        |        |          |        |        |           |        |        |          |        |        |          |        |        |          |        |        |          |        |        |          |        |        |          |        |        |          |        |        |          |        |        |          |        |        |

Medicaid Section 1115 SUD Demonstrations Monitoring Report – Part B Version 3.0  
 Pennsylvania Coverage for Former Foster Care Youth from a Different State and Substance Use Disorder (SUD) Demonstration

| Prompt    | State has no trends/<br>update to report (place an X) | Related metric(s) (if any) | State response   |       |          |                   |          |       |       |          |       |       |           |       |       |          |       |       |          |       |       |          |       |       |          |       |       |          |       |       |          |       |       |          |       |       |          |       |       |          |       |       |          |       |       |          |       |       |           |       |       |          |       |       |          |       |       |          |       |       |          |       |       |          |       |       |          |       |       |          |       |       |          |       |       |          |       |       |
|-----------|---|----------------------------|--|-------|----------|-------------------|----------|-------|-------|----------|-------|-------|-----------|-------|-------|----------|-------|-------|----------|-------|-------|----------|-------|-------|----------|-------|-------|----------|-------|-------|----------|-------|-------|----------|-------|-------|----------|-------|-------|----------|-------|-------|----------|-------|-------|----------|-------|-------|-----------|-------|-------|----------|-------|-------|----------|-------|-------|----------|-------|-------|----------|-------|-------|----------|-------|-------|----------|-------|-------|----------|-------|-------|----------|-------|-------|----------|-------|-------|
|           |   |                            | <p>Despite variation in summer 2019 and with the COVID-19 pandemic after March 2020, there is an upward trend in pregnant women with SUD diagnoses.</p>  <table border="1"> <caption>Metric #3: Pregnant Members with SUD Diagnosis through DY2Q4</caption> <thead> <tr> <th>Month</th> <th>Pregnant</th> <th>Linear (Pregnant)</th> </tr> </thead> <tbody> <tr><td>Jul 2018</td><td>1,718</td><td>1,752</td></tr> <tr><td>Aug 2018</td><td>1,732</td><td>1,754</td></tr> <tr><td>Sept 2018</td><td>1,740</td><td>1,756</td></tr> <tr><td>Oct 2018</td><td>1,745</td><td>1,758</td></tr> <tr><td>Nov 2018</td><td>1,750</td><td>1,760</td></tr> <tr><td>Dec 2018</td><td>1,755</td><td>1,762</td></tr> <tr><td>Jan 2019</td><td>1,810</td><td>1,764</td></tr> <tr><td>Feb 2019</td><td>1,812</td><td>1,766</td></tr> <tr><td>Mar 2019</td><td>1,815</td><td>1,768</td></tr> <tr><td>Apr 2019</td><td>1,818</td><td>1,770</td></tr> <tr><td>May 2019</td><td>1,815</td><td>1,772</td></tr> <tr><td>Jun 2019</td><td>1,748</td><td>1,774</td></tr> <tr><td>Jul 2019</td><td>1,740</td><td>1,776</td></tr> <tr><td>Aug 2019</td><td>1,735</td><td>1,778</td></tr> <tr><td>Sept 2019</td><td>1,732</td><td>1,780</td></tr> <tr><td>Oct 2019</td><td>1,802</td><td>1,782</td></tr> <tr><td>Nov 2019</td><td>1,810</td><td>1,784</td></tr> <tr><td>Dec 2019</td><td>1,815</td><td>1,786</td></tr> <tr><td>Jan 2020</td><td>1,825</td><td>1,788</td></tr> <tr><td>Feb 2020</td><td>1,822</td><td>1,790</td></tr> <tr><td>Mar 2020</td><td>1,820</td><td>1,792</td></tr> <tr><td>Apr 2020</td><td>1,805</td><td>1,794</td></tr> <tr><td>May 2020</td><td>1,770</td><td>1,796</td></tr> <tr><td>Jun 2020</td><td>1,750</td><td>1,798</td></tr> </tbody> </table> | Month | Pregnant | Linear (Pregnant) | Jul 2018 | 1,718 | 1,752 | Aug 2018 | 1,732 | 1,754 | Sept 2018 | 1,740 | 1,756 | Oct 2018 | 1,745 | 1,758 | Nov 2018 | 1,750 | 1,760 | Dec 2018 | 1,755 | 1,762 | Jan 2019 | 1,810 | 1,764 | Feb 2019 | 1,812 | 1,766 | Mar 2019 | 1,815 | 1,768 | Apr 2019 | 1,818 | 1,770 | May 2019 | 1,815 | 1,772 | Jun 2019 | 1,748 | 1,774 | Jul 2019 | 1,740 | 1,776 | Aug 2019 | 1,735 | 1,778 | Sept 2019 | 1,732 | 1,780 | Oct 2019 | 1,802 | 1,782 | Nov 2019 | 1,810 | 1,784 | Dec 2019 | 1,815 | 1,786 | Jan 2020 | 1,825 | 1,788 | Feb 2020 | 1,822 | 1,790 | Mar 2020 | 1,820 | 1,792 | Apr 2020 | 1,805 | 1,794 | May 2020 | 1,770 | 1,796 | Jun 2020 | 1,750 | 1,798 |
| Month     | Pregnant  | Linear (Pregnant)          |  |       |          |                   |          |       |       |          |       |       |           |       |       |          |       |       |          |       |       |          |       |       |          |       |       |          |       |       |          |       |       |          |       |       |          |       |       |          |       |       |          |       |       |          |       |       |           |       |       |          |       |       |          |       |       |          |       |       |          |       |       |          |       |       |          |       |       |          |       |       |          |       |       |          |       |       |
| Jul 2018  | 1,718   | 1,752                      |  |       |          |                   |          |       |       |          |       |       |           |       |       |          |       |       |          |       |       |          |       |       |          |       |       |          |       |       |          |       |       |          |       |       |          |       |       |          |       |       |          |       |       |          |       |       |           |       |       |          |       |       |          |       |       |          |       |       |          |       |       |          |       |       |          |       |       |          |       |       |          |       |       |          |       |       |
| Aug 2018  | 1,732   | 1,754                      |  |       |          |                   |          |       |       |          |       |       |           |       |       |          |       |       |          |       |       |          |       |       |          |       |       |          |       |       |          |       |       |          |       |       |          |       |       |          |       |       |          |       |       |          |       |       |           |       |       |          |       |       |          |       |       |          |       |       |          |       |       |          |       |       |          |       |       |          |       |       |          |       |       |          |       |       |
| Sept 2018 | 1,740   | 1,756                      |  |       |          |                   |          |       |       |          |       |       |           |       |       |          |       |       |          |       |       |          |       |       |          |       |       |          |       |       |          |       |       |          |       |       |          |       |       |          |       |       |          |       |       |          |       |       |           |       |       |          |       |       |          |       |       |          |       |       |          |       |       |          |       |       |          |       |       |          |       |       |          |       |       |          |       |       |
| Oct 2018  | 1,745   | 1,758                      |  |       |          |                   |          |       |       |          |       |       |           |       |       |          |       |       |          |       |       |          |       |       |          |       |       |          |       |       |          |       |       |          |       |       |          |       |       |          |       |       |          |       |       |          |       |       |           |       |       |          |       |       |          |       |       |          |       |       |          |       |       |          |       |       |          |       |       |          |       |       |          |       |       |          |       |       |
| Nov 2018  | 1,750   | 1,760                      |  |       |          |                   |          |       |       |          |       |       |           |       |       |          |       |       |          |       |       |          |       |       |          |       |       |          |       |       |          |       |       |          |       |       |          |       |       |          |       |       |          |       |       |          |       |       |           |       |       |          |       |       |          |       |       |          |       |       |          |       |       |          |       |       |          |       |       |          |       |       |          |       |       |          |       |       |
| Dec 2018  | 1,755   | 1,762                      |  |       |          |                   |          |       |       |          |       |       |           |       |       |          |       |       |          |       |       |          |       |       |          |       |       |          |       |       |          |       |       |          |       |       |          |       |       |          |       |       |          |       |       |          |       |       |           |       |       |          |       |       |          |       |       |          |       |       |          |       |       |          |       |       |          |       |       |          |       |       |          |       |       |          |       |       |
| Jan 2019  | 1,810   | 1,764                      |  |       |          |                   |          |       |       |          |       |       |           |       |       |          |       |       |          |       |       |          |       |       |          |       |       |          |       |       |          |       |       |          |       |       |          |       |       |          |       |       |          |       |       |          |       |       |           |       |       |          |       |       |          |       |       |          |       |       |          |       |       |          |       |       |          |       |       |          |       |       |          |       |       |          |       |       |
| Feb 2019  | 1,812   | 1,766                      |  |       |          |                   |          |       |       |          |       |       |           |       |       |          |       |       |          |       |       |          |       |       |          |       |       |          |       |       |          |       |       |          |       |       |          |       |       |          |       |       |          |       |       |          |       |       |           |       |       |          |       |       |          |       |       |          |       |       |          |       |       |          |       |       |          |       |       |          |       |       |          |       |       |          |       |       |
| Mar 2019  | 1,815   | 1,768                      |  |       |          |                   |          |       |       |          |       |       |           |       |       |          |       |       |          |       |       |          |       |       |          |       |       |          |       |       |          |       |       |          |       |       |          |       |       |          |       |       |          |       |       |          |       |       |           |       |       |          |       |       |          |       |       |          |       |       |          |       |       |          |       |       |          |       |       |          |       |       |          |       |       |          |       |       |
| Apr 2019  | 1,818   | 1,770                      |  |       |          |                   |          |       |       |          |       |       |           |       |       |          |       |       |          |       |       |          |       |       |          |       |       |          |       |       |          |       |       |          |       |       |          |       |       |          |       |       |          |       |       |          |       |       |           |       |       |          |       |       |          |       |       |          |       |       |          |       |       |          |       |       |          |       |       |          |       |       |          |       |       |          |       |       |
| May 2019  | 1,815   | 1,772                      |  |       |          |                   |          |       |       |          |       |       |           |       |       |          |       |       |          |       |       |          |       |       |          |       |       |          |       |       |          |       |       |          |       |       |          |       |       |          |       |       |          |       |       |          |       |       |           |       |       |          |       |       |          |       |       |          |       |       |          |       |       |          |       |       |          |       |       |          |       |       |          |       |       |          |       |       |
| Jun 2019  | 1,748   | 1,774                      |  |       |          |                   |          |       |       |          |       |       |           |       |       |          |       |       |          |       |       |          |       |       |          |       |       |          |       |       |          |       |       |          |       |       |          |       |       |          |       |       |          |       |       |          |       |       |           |       |       |          |       |       |          |       |       |          |       |       |          |       |       |          |       |       |          |       |       |          |       |       |          |       |       |          |       |       |
| Jul 2019  | 1,740   | 1,776                      |  |       |          |                   |          |       |       |          |       |       |           |       |       |          |       |       |          |       |       |          |       |       |          |       |       |          |       |       |          |       |       |          |       |       |          |       |       |          |       |       |          |       |       |          |       |       |           |       |       |          |       |       |          |       |       |          |       |       |          |       |       |          |       |       |          |       |       |          |       |       |          |       |       |          |       |       |
| Aug 2019  | 1,735   | 1,778                      |  |       |          |                   |          |       |       |          |       |       |           |       |       |          |       |       |          |       |       |          |       |       |          |       |       |          |       |       |          |       |       |          |       |       |          |       |       |          |       |       |          |       |       |          |       |       |           |       |       |          |       |       |          |       |       |          |       |       |          |       |       |          |       |       |          |       |       |          |       |       |          |       |       |          |       |       |
| Sept 2019 | 1,732   | 1,780                      |  |       |          |                   |          |       |       |          |       |       |           |       |       |          |       |       |          |       |       |          |       |       |          |       |       |          |       |       |          |       |       |          |       |       |          |       |       |          |       |       |          |       |       |          |       |       |           |       |       |          |       |       |          |       |       |          |       |       |          |       |       |          |       |       |          |       |       |          |       |       |          |       |       |          |       |       |
| Oct 2019  | 1,802   | 1,782                      |  |       |          |                   |          |       |       |          |       |       |           |       |       |          |       |       |          |       |       |          |       |       |          |       |       |          |       |       |          |       |       |          |       |       |          |       |       |          |       |       |          |       |       |          |       |       |           |       |       |          |       |       |          |       |       |          |       |       |          |       |       |          |       |       |          |       |       |          |       |       |          |       |       |          |       |       |
| Nov 2019  | 1,810   | 1,784                      |  |       |          |                   |          |       |       |          |       |       |           |       |       |          |       |       |          |       |       |          |       |       |          |       |       |          |       |       |          |       |       |          |       |       |          |       |       |          |       |       |          |       |       |          |       |       |           |       |       |          |       |       |          |       |       |          |       |       |          |       |       |          |       |       |          |       |       |          |       |       |          |       |       |          |       |       |
| Dec 2019  | 1,815   | 1,786                      |  |       |          |                   |          |       |       |          |       |       |           |       |       |          |       |       |          |       |       |          |       |       |          |       |       |          |       |       |          |       |       |          |       |       |          |       |       |          |       |       |          |       |       |          |       |       |           |       |       |          |       |       |          |       |       |          |       |       |          |       |       |          |       |       |          |       |       |          |       |       |          |       |       |          |       |       |
| Jan 2020  | 1,825   | 1,788                      |  |       |          |                   |          |       |       |          |       |       |           |       |       |          |       |       |          |       |       |          |       |       |          |       |       |          |       |       |          |       |       |          |       |       |          |       |       |          |       |       |          |       |       |          |       |       |           |       |       |          |       |       |          |       |       |          |       |       |          |       |       |          |       |       |          |       |       |          |       |       |          |       |       |          |       |       |
| Feb 2020  | 1,822   | 1,790                      |  |       |          |                   |          |       |       |          |       |       |           |       |       |          |       |       |          |       |       |          |       |       |          |       |       |          |       |       |          |       |       |          |       |       |          |       |       |          |       |       |          |       |       |          |       |       |           |       |       |          |       |       |          |       |       |          |       |       |          |       |       |          |       |       |          |       |       |          |       |       |          |       |       |          |       |       |
| Mar 2020  | 1,820   | 1,792                      |  |       |          |                   |          |       |       |          |       |       |           |       |       |          |       |       |          |       |       |          |       |       |          |       |       |          |       |       |          |       |       |          |       |       |          |       |       |          |       |       |          |       |       |          |       |       |           |       |       |          |       |       |          |       |       |          |       |       |          |       |       |          |       |       |          |       |       |          |       |       |          |       |       |          |       |       |
| Apr 2020  | 1,805   | 1,794                      |  |       |          |                   |          |       |       |          |       |       |           |       |       |          |       |       |          |       |       |          |       |       |          |       |       |          |       |       |          |       |       |          |       |       |          |       |       |          |       |       |          |       |       |          |       |       |           |       |       |          |       |       |          |       |       |          |       |       |          |       |       |          |       |       |          |       |       |          |       |       |          |       |       |          |       |       |
| May 2020  | 1,770   | 1,796                      |  |       |          |                   |          |       |       |          |       |       |           |       |       |          |       |       |          |       |       |          |       |       |          |       |       |          |       |       |          |       |       |          |       |       |          |       |       |          |       |       |          |       |       |          |       |       |           |       |       |          |       |       |          |       |       |          |       |       |          |       |       |          |       |       |          |       |       |          |       |       |          |       |       |          |       |       |
| Jun 2020  | 1,750   | 1,798                      |  |       |          |                   |          |       |       |          |       |       |           |       |       |          |       |       |          |       |       |          |       |       |          |       |       |          |       |       |          |       |       |          |       |       |          |       |       |          |       |       |          |       |       |          |       |       |           |       |       |          |       |       |          |       |       |          |       |       |          |       |       |          |       |       |          |       |       |          |       |       |          |       |       |          |       |       |



Medicaid Section 1115 SUD Demonstrations Monitoring Report – Part B Version 3.0  
 Pennsylvania Coverage for Former Foster Care Youth from a Different State and Substance Use Disorder (SUD) Demonstration

| Prompt    | State has no trends/<br>update to<br>report (place<br>an X) | Related<br>metric(s)<br>(if any) | State response  |       |               |                  |          |     |     |          |     |     |           |     |     |          |     |     |          |     |     |          |     |     |          |     |     |          |     |     |          |     |     |          |     |     |          |     |     |          |     |     |          |     |     |          |     |     |           |     |     |          |     |     |          |     |     |          |     |     |          |     |     |          |     |     |          |     |     |          |     |     |          |     |     |          |     |     |
|-----------|---|----------------------------------|---|-------|---------------|------------------|----------|-----|-----|----------|-----|-----|-----------|-----|-----|----------|-----|-----|----------|-----|-----|----------|-----|-----|----------|-----|-----|----------|-----|-----|----------|-----|-----|----------|-----|-----|----------|-----|-----|----------|-----|-----|----------|-----|-----|----------|-----|-----|-----------|-----|-----|----------|-----|-----|----------|-----|-----|----------|-----|-----|----------|-----|-----|----------|-----|-----|----------|-----|-----|----------|-----|-----|----------|-----|-----|----------|-----|-----|
|           |   |                                  | <p>The number of older adults and children has remained relatively stable.</p>  <p>Metric #3: Non-Adult Members by Age with SUD Diagnosis through DY2Q4</p> <table border="1"> <caption>Estimated data from Metric #3 chart</caption> <thead> <tr> <th>Month</th> <th>Children &lt; 18</th> <th>Older Adults 64+</th> </tr> </thead> <tbody> <tr><td>Jul 2018</td><td>100</td><td>780</td></tr> <tr><td>Aug 2018</td><td>100</td><td>770</td></tr> <tr><td>Sept 2018</td><td>100</td><td>760</td></tr> <tr><td>Oct 2018</td><td>100</td><td>750</td></tr> <tr><td>Nov 2018</td><td>100</td><td>740</td></tr> <tr><td>Dec 2018</td><td>100</td><td>730</td></tr> <tr><td>Jan 2019</td><td>100</td><td>780</td></tr> <tr><td>Feb 2019</td><td>100</td><td>770</td></tr> <tr><td>Mar 2019</td><td>100</td><td>780</td></tr> <tr><td>Apr 2019</td><td>100</td><td>780</td></tr> <tr><td>May 2019</td><td>100</td><td>770</td></tr> <tr><td>Jun 2019</td><td>100</td><td>730</td></tr> <tr><td>Jul 2019</td><td>100</td><td>730</td></tr> <tr><td>Aug 2019</td><td>100</td><td>720</td></tr> <tr><td>Sept 2019</td><td>100</td><td>730</td></tr> <tr><td>Oct 2019</td><td>100</td><td>770</td></tr> <tr><td>Nov 2019</td><td>100</td><td>760</td></tr> <tr><td>Dec 2019</td><td>100</td><td>750</td></tr> <tr><td>Jan 2020</td><td>100</td><td>740</td></tr> <tr><td>Feb 2020</td><td>100</td><td>730</td></tr> <tr><td>Mar 2020</td><td>100</td><td>720</td></tr> <tr><td>Apr 2020</td><td>100</td><td>710</td></tr> <tr><td>May 2020</td><td>100</td><td>700</td></tr> <tr><td>Jun 2020</td><td>100</td><td>690</td></tr> </tbody> </table> | Month | Children < 18 | Older Adults 64+ | Jul 2018 | 100 | 780 | Aug 2018 | 100 | 770 | Sept 2018 | 100 | 760 | Oct 2018 | 100 | 750 | Nov 2018 | 100 | 740 | Dec 2018 | 100 | 730 | Jan 2019 | 100 | 780 | Feb 2019 | 100 | 770 | Mar 2019 | 100 | 780 | Apr 2019 | 100 | 780 | May 2019 | 100 | 770 | Jun 2019 | 100 | 730 | Jul 2019 | 100 | 730 | Aug 2019 | 100 | 720 | Sept 2019 | 100 | 730 | Oct 2019 | 100 | 770 | Nov 2019 | 100 | 760 | Dec 2019 | 100 | 750 | Jan 2020 | 100 | 740 | Feb 2020 | 100 | 730 | Mar 2020 | 100 | 720 | Apr 2020 | 100 | 710 | May 2020 | 100 | 700 | Jun 2020 | 100 | 690 |
| Month     | Children < 18   | Older Adults 64+                 |   |       |               |                  |          |     |     |          |     |     |           |     |     |          |     |     |          |     |     |          |     |     |          |     |     |          |     |     |          |     |     |          |     |     |          |     |     |          |     |     |          |     |     |          |     |     |           |     |     |          |     |     |          |     |     |          |     |     |          |     |     |          |     |     |          |     |     |          |     |     |          |     |     |          |     |     |
| Jul 2018  | 100   | 780                              |   |       |               |                  |          |     |     |          |     |     |           |     |     |          |     |     |          |     |     |          |     |     |          |     |     |          |     |     |          |     |     |          |     |     |          |     |     |          |     |     |          |     |     |          |     |     |           |     |     |          |     |     |          |     |     |          |     |     |          |     |     |          |     |     |          |     |     |          |     |     |          |     |     |          |     |     |
| Aug 2018  | 100   | 770                              |   |       |               |                  |          |     |     |          |     |     |           |     |     |          |     |     |          |     |     |          |     |     |          |     |     |          |     |     |          |     |     |          |     |     |          |     |     |          |     |     |          |     |     |          |     |     |           |     |     |          |     |     |          |     |     |          |     |     |          |     |     |          |     |     |          |     |     |          |     |     |          |     |     |          |     |     |
| Sept 2018 | 100   | 760                              |   |       |               |                  |          |     |     |          |     |     |           |     |     |          |     |     |          |     |     |          |     |     |          |     |     |          |     |     |          |     |     |          |     |     |          |     |     |          |     |     |          |     |     |          |     |     |           |     |     |          |     |     |          |     |     |          |     |     |          |     |     |          |     |     |          |     |     |          |     |     |          |     |     |          |     |     |
| Oct 2018  | 100   | 750                              |   |       |               |                  |          |     |     |          |     |     |           |     |     |          |     |     |          |     |     |          |     |     |          |     |     |          |     |     |          |     |     |          |     |     |          |     |     |          |     |     |          |     |     |          |     |     |           |     |     |          |     |     |          |     |     |          |     |     |          |     |     |          |     |     |          |     |     |          |     |     |          |     |     |          |     |     |
| Nov 2018  | 100   | 740                              |   |       |               |                  |          |     |     |          |     |     |           |     |     |          |     |     |          |     |     |          |     |     |          |     |     |          |     |     |          |     |     |          |     |     |          |     |     |          |     |     |          |     |     |          |     |     |           |     |     |          |     |     |          |     |     |          |     |     |          |     |     |          |     |     |          |     |     |          |     |     |          |     |     |          |     |     |
| Dec 2018  | 100   | 730                              |   |       |               |                  |          |     |     |          |     |     |           |     |     |          |     |     |          |     |     |          |     |     |          |     |     |          |     |     |          |     |     |          |     |     |          |     |     |          |     |     |          |     |     |          |     |     |           |     |     |          |     |     |          |     |     |          |     |     |          |     |     |          |     |     |          |     |     |          |     |     |          |     |     |          |     |     |
| Jan 2019  | 100   | 780                              |   |       |               |                  |          |     |     |          |     |     |           |     |     |          |     |     |          |     |     |          |     |     |          |     |     |          |     |     |          |     |     |          |     |     |          |     |     |          |     |     |          |     |     |          |     |     |           |     |     |          |     |     |          |     |     |          |     |     |          |     |     |          |     |     |          |     |     |          |     |     |          |     |     |          |     |     |
| Feb 2019  | 100   | 770                              |   |       |               |                  |          |     |     |          |     |     |           |     |     |          |     |     |          |     |     |          |     |     |          |     |     |          |     |     |          |     |     |          |     |     |          |     |     |          |     |     |          |     |     |          |     |     |           |     |     |          |     |     |          |     |     |          |     |     |          |     |     |          |     |     |          |     |     |          |     |     |          |     |     |          |     |     |
| Mar 2019  | 100   | 780                              |   |       |               |                  |          |     |     |          |     |     |           |     |     |          |     |     |          |     |     |          |     |     |          |     |     |          |     |     |          |     |     |          |     |     |          |     |     |          |     |     |          |     |     |          |     |     |           |     |     |          |     |     |          |     |     |          |     |     |          |     |     |          |     |     |          |     |     |          |     |     |          |     |     |          |     |     |
| Apr 2019  | 100   | 780                              |   |       |               |                  |          |     |     |          |     |     |           |     |     |          |     |     |          |     |     |          |     |     |          |     |     |          |     |     |          |     |     |          |     |     |          |     |     |          |     |     |          |     |     |          |     |     |           |     |     |          |     |     |          |     |     |          |     |     |          |     |     |          |     |     |          |     |     |          |     |     |          |     |     |          |     |     |
| May 2019  | 100   | 770                              |   |       |               |                  |          |     |     |          |     |     |           |     |     |          |     |     |          |     |     |          |     |     |          |     |     |          |     |     |          |     |     |          |     |     |          |     |     |          |     |     |          |     |     |          |     |     |           |     |     |          |     |     |          |     |     |          |     |     |          |     |     |          |     |     |          |     |     |          |     |     |          |     |     |          |     |     |
| Jun 2019  | 100   | 730                              |   |       |               |                  |          |     |     |          |     |     |           |     |     |          |     |     |          |     |     |          |     |     |          |     |     |          |     |     |          |     |     |          |     |     |          |     |     |          |     |     |          |     |     |          |     |     |           |     |     |          |     |     |          |     |     |          |     |     |          |     |     |          |     |     |          |     |     |          |     |     |          |     |     |          |     |     |
| Jul 2019  | 100   | 730                              |   |       |               |                  |          |     |     |          |     |     |           |     |     |          |     |     |          |     |     |          |     |     |          |     |     |          |     |     |          |     |     |          |     |     |          |     |     |          |     |     |          |     |     |          |     |     |           |     |     |          |     |     |          |     |     |          |     |     |          |     |     |          |     |     |          |     |     |          |     |     |          |     |     |          |     |     |
| Aug 2019  | 100   | 720                              |   |       |               |                  |          |     |     |          |     |     |           |     |     |          |     |     |          |     |     |          |     |     |          |     |     |          |     |     |          |     |     |          |     |     |          |     |     |          |     |     |          |     |     |          |     |     |           |     |     |          |     |     |          |     |     |          |     |     |          |     |     |          |     |     |          |     |     |          |     |     |          |     |     |          |     |     |
| Sept 2019 | 100   | 730                              |   |       |               |                  |          |     |     |          |     |     |           |     |     |          |     |     |          |     |     |          |     |     |          |     |     |          |     |     |          |     |     |          |     |     |          |     |     |          |     |     |          |     |     |          |     |     |           |     |     |          |     |     |          |     |     |          |     |     |          |     |     |          |     |     |          |     |     |          |     |     |          |     |     |          |     |     |
| Oct 2019  | 100   | 770                              |   |       |               |                  |          |     |     |          |     |     |           |     |     |          |     |     |          |     |     |          |     |     |          |     |     |          |     |     |          |     |     |          |     |     |          |     |     |          |     |     |          |     |     |          |     |     |           |     |     |          |     |     |          |     |     |          |     |     |          |     |     |          |     |     |          |     |     |          |     |     |          |     |     |          |     |     |
| Nov 2019  | 100   | 760                              |   |       |               |                  |          |     |     |          |     |     |           |     |     |          |     |     |          |     |     |          |     |     |          |     |     |          |     |     |          |     |     |          |     |     |          |     |     |          |     |     |          |     |     |          |     |     |           |     |     |          |     |     |          |     |     |          |     |     |          |     |     |          |     |     |          |     |     |          |     |     |          |     |     |          |     |     |
| Dec 2019  | 100   | 750                              |   |       |               |                  |          |     |     |          |     |     |           |     |     |          |     |     |          |     |     |          |     |     |          |     |     |          |     |     |          |     |     |          |     |     |          |     |     |          |     |     |          |     |     |          |     |     |           |     |     |          |     |     |          |     |     |          |     |     |          |     |     |          |     |     |          |     |     |          |     |     |          |     |     |          |     |     |
| Jan 2020  | 100   | 740                              |   |       |               |                  |          |     |     |          |     |     |           |     |     |          |     |     |          |     |     |          |     |     |          |     |     |          |     |     |          |     |     |          |     |     |          |     |     |          |     |     |          |     |     |          |     |     |           |     |     |          |     |     |          |     |     |          |     |     |          |     |     |          |     |     |          |     |     |          |     |     |          |     |     |          |     |     |
| Feb 2020  | 100   | 730                              |   |       |               |                  |          |     |     |          |     |     |           |     |     |          |     |     |          |     |     |          |     |     |          |     |     |          |     |     |          |     |     |          |     |     |          |     |     |          |     |     |          |     |     |          |     |     |           |     |     |          |     |     |          |     |     |          |     |     |          |     |     |          |     |     |          |     |     |          |     |     |          |     |     |          |     |     |
| Mar 2020  | 100   | 720                              |   |       |               |                  |          |     |     |          |     |     |           |     |     |          |     |     |          |     |     |          |     |     |          |     |     |          |     |     |          |     |     |          |     |     |          |     |     |          |     |     |          |     |     |          |     |     |           |     |     |          |     |     |          |     |     |          |     |     |          |     |     |          |     |     |          |     |     |          |     |     |          |     |     |          |     |     |
| Apr 2020  | 100   | 710                              |   |       |               |                  |          |     |     |          |     |     |           |     |     |          |     |     |          |     |     |          |     |     |          |     |     |          |     |     |          |     |     |          |     |     |          |     |     |          |     |     |          |     |     |          |     |     |           |     |     |          |     |     |          |     |     |          |     |     |          |     |     |          |     |     |          |     |     |          |     |     |          |     |     |          |     |     |
| May 2020  | 100   | 700                              |   |       |               |                  |          |     |     |          |     |     |           |     |     |          |     |     |          |     |     |          |     |     |          |     |     |          |     |     |          |     |     |          |     |     |          |     |     |          |     |     |          |     |     |          |     |     |           |     |     |          |     |     |          |     |     |          |     |     |          |     |     |          |     |     |          |     |     |          |     |     |          |     |     |          |     |     |
| Jun 2020  | 100   | 690                              |   |       |               |                  |          |     |     |          |     |     |           |     |     |          |     |     |          |     |     |          |     |     |          |     |     |          |     |     |          |     |     |          |     |     |          |     |     |          |     |     |          |     |     |          |     |     |           |     |     |          |     |     |          |     |     |          |     |     |          |     |     |          |     |     |          |     |     |          |     |     |          |     |     |          |     |     |

Medicaid Section 1115 SUD Demonstrations Monitoring Report – Part B Version 3.0  
 Pennsylvania Coverage for Former Foster Care Youth from a Different State and Substance Use Disorder (SUD) Demonstration

| Prompt                           | State has no trends/<br>update to report (place an X) | Related metric(s) (if any) | State response   |       |               |                        |          |      |      |          |      |      |           |      |      |          |      |      |          |      |      |          |      |      |          |      |      |          |      |      |          |      |      |          |      |      |          |      |      |          |      |      |          |      |      |          |      |      |           |      |      |          |      |      |          |      |      |          |      |      |          |      |      |          |      |      |          |      |      |          |      |      |          |      |      |          |      |      |
|----------------------------------|---|----------------------------|--|-------|---------------|------------------------|----------|------|------|----------|------|------|-----------|------|------|----------|------|------|----------|------|------|----------|------|------|----------|------|------|----------|------|------|----------|------|------|----------|------|------|----------|------|------|----------|------|------|----------|------|------|----------|------|------|-----------|------|------|----------|------|------|----------|------|------|----------|------|------|----------|------|------|----------|------|------|----------|------|------|----------|------|------|----------|------|------|----------|------|------|
|                                  |   |                            | <p>The number of dual eligible individuals with a SUD diagnosis has declined especially with the COVID-19 pandemic.</p> <div data-bbox="942 540 1881 1157"> <table border="1"> <caption>Metric #3: Dual Eligible Members with SUD Diagnosis through DY2Q4</caption> <thead> <tr> <th>Month</th> <th>Dual Eligible</th> <th>Linear (Dual Eligible)</th> </tr> </thead> <tbody> <tr><td>Jul 2018</td><td>3140</td><td>3170</td></tr> <tr><td>Aug 2018</td><td>3145</td><td>3165</td></tr> <tr><td>Sept 2018</td><td>3150</td><td>3160</td></tr> <tr><td>Oct 2018</td><td>3130</td><td>3155</td></tr> <tr><td>Nov 2018</td><td>3120</td><td>3150</td></tr> <tr><td>Dec 2018</td><td>3110</td><td>3145</td></tr> <tr><td>Jan 2019</td><td>3140</td><td>3140</td></tr> <tr><td>Feb 2019</td><td>3135</td><td>3135</td></tr> <tr><td>Mar 2019</td><td>3140</td><td>3130</td></tr> <tr><td>Apr 2019</td><td>3145</td><td>3125</td></tr> <tr><td>May 2019</td><td>3135</td><td>3120</td></tr> <tr><td>Jun 2019</td><td>3120</td><td>3115</td></tr> <tr><td>Jul 2019</td><td>3115</td><td>3110</td></tr> <tr><td>Aug 2019</td><td>3110</td><td>3105</td></tr> <tr><td>Sept 2019</td><td>3105</td><td>3100</td></tr> <tr><td>Oct 2019</td><td>3125</td><td>3095</td></tr> <tr><td>Nov 2019</td><td>3115</td><td>3090</td></tr> <tr><td>Dec 2019</td><td>3105</td><td>3085</td></tr> <tr><td>Jan 2020</td><td>3100</td><td>3080</td></tr> <tr><td>Feb 2020</td><td>3070</td><td>3075</td></tr> <tr><td>Mar 2020</td><td>3050</td><td>3070</td></tr> <tr><td>Apr 2020</td><td>3030</td><td>3065</td></tr> <tr><td>May 2020</td><td>3000</td><td>3060</td></tr> <tr><td>Jun 2020</td><td>2940</td><td>3055</td></tr> </tbody> </table> </div> <p><i>Metrics #4 and #5 are annual metrics and reported for DY1 in the DY2Q1 report for the first time. There is no trend because they were baseline metrics.</i></p> | Month | Dual Eligible | Linear (Dual Eligible) | Jul 2018 | 3140 | 3170 | Aug 2018 | 3145 | 3165 | Sept 2018 | 3150 | 3160 | Oct 2018 | 3130 | 3155 | Nov 2018 | 3120 | 3150 | Dec 2018 | 3110 | 3145 | Jan 2019 | 3140 | 3140 | Feb 2019 | 3135 | 3135 | Mar 2019 | 3140 | 3130 | Apr 2019 | 3145 | 3125 | May 2019 | 3135 | 3120 | Jun 2019 | 3120 | 3115 | Jul 2019 | 3115 | 3110 | Aug 2019 | 3110 | 3105 | Sept 2019 | 3105 | 3100 | Oct 2019 | 3125 | 3095 | Nov 2019 | 3115 | 3090 | Dec 2019 | 3105 | 3085 | Jan 2020 | 3100 | 3080 | Feb 2020 | 3070 | 3075 | Mar 2020 | 3050 | 3070 | Apr 2020 | 3030 | 3065 | May 2020 | 3000 | 3060 | Jun 2020 | 2940 | 3055 |
| Month                            | Dual Eligible   | Linear (Dual Eligible)     |  |       |               |                        |          |      |      |          |      |      |           |      |      |          |      |      |          |      |      |          |      |      |          |      |      |          |      |      |          |      |      |          |      |      |          |      |      |          |      |      |          |      |      |          |      |      |           |      |      |          |      |      |          |      |      |          |      |      |          |      |      |          |      |      |          |      |      |          |      |      |          |      |      |          |      |      |
| Jul 2018                         | 3140  | 3170                       |  |       |               |                        |          |      |      |          |      |      |           |      |      |          |      |      |          |      |      |          |      |      |          |      |      |          |      |      |          |      |      |          |      |      |          |      |      |          |      |      |          |      |      |          |      |      |           |      |      |          |      |      |          |      |      |          |      |      |          |      |      |          |      |      |          |      |      |          |      |      |          |      |      |          |      |      |
| Aug 2018                         | 3145  | 3165                       |  |       |               |                        |          |      |      |          |      |      |           |      |      |          |      |      |          |      |      |          |      |      |          |      |      |          |      |      |          |      |      |          |      |      |          |      |      |          |      |      |          |      |      |          |      |      |           |      |      |          |      |      |          |      |      |          |      |      |          |      |      |          |      |      |          |      |      |          |      |      |          |      |      |          |      |      |
| Sept 2018                        | 3150  | 3160                       |  |       |               |                        |          |      |      |          |      |      |           |      |      |          |      |      |          |      |      |          |      |      |          |      |      |          |      |      |          |      |      |          |      |      |          |      |      |          |      |      |          |      |      |          |      |      |           |      |      |          |      |      |          |      |      |          |      |      |          |      |      |          |      |      |          |      |      |          |      |      |          |      |      |          |      |      |
| Oct 2018                         | 3130  | 3155                       |  |       |               |                        |          |      |      |          |      |      |           |      |      |          |      |      |          |      |      |          |      |      |          |      |      |          |      |      |          |      |      |          |      |      |          |      |      |          |      |      |          |      |      |          |      |      |           |      |      |          |      |      |          |      |      |          |      |      |          |      |      |          |      |      |          |      |      |          |      |      |          |      |      |          |      |      |
| Nov 2018                         | 3120  | 3150                       |  |       |               |                        |          |      |      |          |      |      |           |      |      |          |      |      |          |      |      |          |      |      |          |      |      |          |      |      |          |      |      |          |      |      |          |      |      |          |      |      |          |      |      |          |      |      |           |      |      |          |      |      |          |      |      |          |      |      |          |      |      |          |      |      |          |      |      |          |      |      |          |      |      |          |      |      |
| Dec 2018                         | 3110  | 3145                       |  |       |               |                        |          |      |      |          |      |      |           |      |      |          |      |      |          |      |      |          |      |      |          |      |      |          |      |      |          |      |      |          |      |      |          |      |      |          |      |      |          |      |      |          |      |      |           |      |      |          |      |      |          |      |      |          |      |      |          |      |      |          |      |      |          |      |      |          |      |      |          |      |      |          |      |      |
| Jan 2019                         | 3140  | 3140                       |  |       |               |                        |          |      |      |          |      |      |           |      |      |          |      |      |          |      |      |          |      |      |          |      |      |          |      |      |          |      |      |          |      |      |          |      |      |          |      |      |          |      |      |          |      |      |           |      |      |          |      |      |          |      |      |          |      |      |          |      |      |          |      |      |          |      |      |          |      |      |          |      |      |          |      |      |
| Feb 2019                         | 3135  | 3135                       |  |       |               |                        |          |      |      |          |      |      |           |      |      |          |      |      |          |      |      |          |      |      |          |      |      |          |      |      |          |      |      |          |      |      |          |      |      |          |      |      |          |      |      |          |      |      |           |      |      |          |      |      |          |      |      |          |      |      |          |      |      |          |      |      |          |      |      |          |      |      |          |      |      |          |      |      |
| Mar 2019                         | 3140  | 3130                       |  |       |               |                        |          |      |      |          |      |      |           |      |      |          |      |      |          |      |      |          |      |      |          |      |      |          |      |      |          |      |      |          |      |      |          |      |      |          |      |      |          |      |      |          |      |      |           |      |      |          |      |      |          |      |      |          |      |      |          |      |      |          |      |      |          |      |      |          |      |      |          |      |      |          |      |      |
| Apr 2019                         | 3145  | 3125                       |  |       |               |                        |          |      |      |          |      |      |           |      |      |          |      |      |          |      |      |          |      |      |          |      |      |          |      |      |          |      |      |          |      |      |          |      |      |          |      |      |          |      |      |          |      |      |           |      |      |          |      |      |          |      |      |          |      |      |          |      |      |          |      |      |          |      |      |          |      |      |          |      |      |          |      |      |
| May 2019                         | 3135  | 3120                       |  |       |               |                        |          |      |      |          |      |      |           |      |      |          |      |      |          |      |      |          |      |      |          |      |      |          |      |      |          |      |      |          |      |      |          |      |      |          |      |      |          |      |      |          |      |      |           |      |      |          |      |      |          |      |      |          |      |      |          |      |      |          |      |      |          |      |      |          |      |      |          |      |      |          |      |      |
| Jun 2019                         | 3120  | 3115                       |  |       |               |                        |          |      |      |          |      |      |           |      |      |          |      |      |          |      |      |          |      |      |          |      |      |          |      |      |          |      |      |          |      |      |          |      |      |          |      |      |          |      |      |          |      |      |           |      |      |          |      |      |          |      |      |          |      |      |          |      |      |          |      |      |          |      |      |          |      |      |          |      |      |          |      |      |
| Jul 2019                         | 3115  | 3110                       |  |       |               |                        |          |      |      |          |      |      |           |      |      |          |      |      |          |      |      |          |      |      |          |      |      |          |      |      |          |      |      |          |      |      |          |      |      |          |      |      |          |      |      |          |      |      |           |      |      |          |      |      |          |      |      |          |      |      |          |      |      |          |      |      |          |      |      |          |      |      |          |      |      |          |      |      |
| Aug 2019                         | 3110  | 3105                       |  |       |               |                        |          |      |      |          |      |      |           |      |      |          |      |      |          |      |      |          |      |      |          |      |      |          |      |      |          |      |      |          |      |      |          |      |      |          |      |      |          |      |      |          |      |      |           |      |      |          |      |      |          |      |      |          |      |      |          |      |      |          |      |      |          |      |      |          |      |      |          |      |      |          |      |      |
| Sept 2019                        | 3105  | 3100                       |  |       |               |                        |          |      |      |          |      |      |           |      |      |          |      |      |          |      |      |          |      |      |          |      |      |          |      |      |          |      |      |          |      |      |          |      |      |          |      |      |          |      |      |          |      |      |           |      |      |          |      |      |          |      |      |          |      |      |          |      |      |          |      |      |          |      |      |          |      |      |          |      |      |          |      |      |
| Oct 2019                         | 3125  | 3095                       |  |       |               |                        |          |      |      |          |      |      |           |      |      |          |      |      |          |      |      |          |      |      |          |      |      |          |      |      |          |      |      |          |      |      |          |      |      |          |      |      |          |      |      |          |      |      |           |      |      |          |      |      |          |      |      |          |      |      |          |      |      |          |      |      |          |      |      |          |      |      |          |      |      |          |      |      |
| Nov 2019                         | 3115  | 3090                       |  |       |               |                        |          |      |      |          |      |      |           |      |      |          |      |      |          |      |      |          |      |      |          |      |      |          |      |      |          |      |      |          |      |      |          |      |      |          |      |      |          |      |      |          |      |      |           |      |      |          |      |      |          |      |      |          |      |      |          |      |      |          |      |      |          |      |      |          |      |      |          |      |      |          |      |      |
| Dec 2019                         | 3105  | 3085                       |  |       |               |                        |          |      |      |          |      |      |           |      |      |          |      |      |          |      |      |          |      |      |          |      |      |          |      |      |          |      |      |          |      |      |          |      |      |          |      |      |          |      |      |          |      |      |           |      |      |          |      |      |          |      |      |          |      |      |          |      |      |          |      |      |          |      |      |          |      |      |          |      |      |          |      |      |
| Jan 2020                         | 3100  | 3080                       |  |       |               |                        |          |      |      |          |      |      |           |      |      |          |      |      |          |      |      |          |      |      |          |      |      |          |      |      |          |      |      |          |      |      |          |      |      |          |      |      |          |      |      |          |      |      |           |      |      |          |      |      |          |      |      |          |      |      |          |      |      |          |      |      |          |      |      |          |      |      |          |      |      |          |      |      |
| Feb 2020                         | 3070  | 3075                       |  |       |               |                        |          |      |      |          |      |      |           |      |      |          |      |      |          |      |      |          |      |      |          |      |      |          |      |      |          |      |      |          |      |      |          |      |      |          |      |      |          |      |      |          |      |      |           |      |      |          |      |      |          |      |      |          |      |      |          |      |      |          |      |      |          |      |      |          |      |      |          |      |      |          |      |      |
| Mar 2020                         | 3050  | 3070                       |  |       |               |                        |          |      |      |          |      |      |           |      |      |          |      |      |          |      |      |          |      |      |          |      |      |          |      |      |          |      |      |          |      |      |          |      |      |          |      |      |          |      |      |          |      |      |           |      |      |          |      |      |          |      |      |          |      |      |          |      |      |          |      |      |          |      |      |          |      |      |          |      |      |          |      |      |
| Apr 2020                         | 3030  | 3065                       |  |       |               |                        |          |      |      |          |      |      |           |      |      |          |      |      |          |      |      |          |      |      |          |      |      |          |      |      |          |      |      |          |      |      |          |      |      |          |      |      |          |      |      |          |      |      |           |      |      |          |      |      |          |      |      |          |      |      |          |      |      |          |      |      |          |      |      |          |      |      |          |      |      |          |      |      |
| May 2020                         | 3000  | 3060                       |  |       |               |                        |          |      |      |          |      |      |           |      |      |          |      |      |          |      |      |          |      |      |          |      |      |          |      |      |          |      |      |          |      |      |          |      |      |          |      |      |          |      |      |          |      |      |           |      |      |          |      |      |          |      |      |          |      |      |          |      |      |          |      |      |          |      |      |          |      |      |          |      |      |          |      |      |
| Jun 2020                         | 2940  | 3055                       |  |       |               |                        |          |      |      |          |      |      |           |      |      |          |      |      |          |      |      |          |      |      |          |      |      |          |      |      |          |      |      |          |      |      |          |      |      |          |      |      |          |      |      |          |      |      |           |      |      |          |      |      |          |      |      |          |      |      |          |      |      |          |      |      |          |      |      |          |      |      |          |      |      |          |      |      |
| <b>1.2 Implementation update</b> |   |                            |  |       |               |                        |          |      |      |          |      |      |           |      |      |          |      |      |          |      |      |          |      |      |          |      |      |          |      |      |          |      |      |          |      |      |          |      |      |          |      |      |          |      |      |          |      |      |           |      |      |          |      |      |          |      |      |          |      |      |          |      |      |          |      |      |          |      |      |          |      |      |          |      |      |          |      |      |

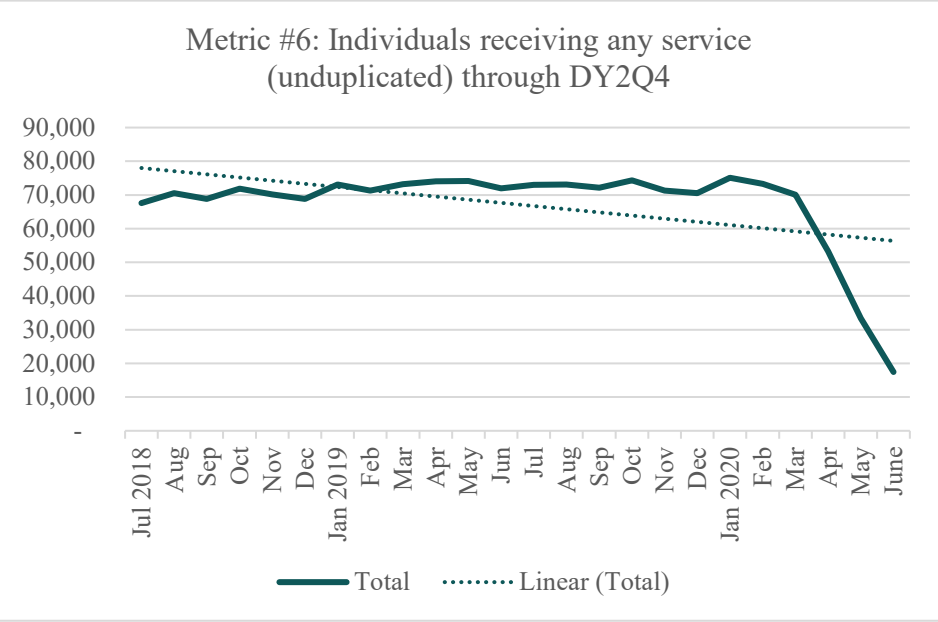
Medicaid Section 1115 SUD Demonstrations Monitoring Report – Part B Version 3.0  
 Pennsylvania Coverage for Former Foster Care Youth from a Different State and Substance Use Disorder (SUD) Demonstration

| Prompt   | State has no trends/<br>update to report (place an X) | Related metric(s) (if any) | State response   |
|--|---|----------------------------|--|
| 1.2.1. Compared to the demonstration design and operational details, the state expects to make the following changes to:<br>1.2.1.i. The target population(s) of the demonstration | X   |                            | <b>No changes are anticipated.</b>   |
| 1.2.1.ii. The clinical criteria (e.g., SUD diagnoses) that qualify a beneficiary for the demonstration   |   |                            |  |
| 1.2.2 The state expects to make other program changes that may affect metrics related to assessment of need  | X   |                            | The transition to the ASAM from the previous system of care change access to each of the LOCs has been proceeding. Because the Commonwealth is just now rolling out the service descriptions, the providers have used the LOC but have not aligned services to ASAM. It is difficult to know how this is impacting access to LOC. Commonwealth |

Medicaid Section 1115 SUD Demonstrations Monitoring Report – Part B Version 3.0  
 Pennsylvania Coverage for Former Foster Care Youth from a Different State and Substance Use Disorder (SUD) Demonstration

| Prompt                             | State has no trends/<br>update to report (place an X) | Related metric(s) (if any) | State response   |
|------------------------------------|---|----------------------------|--|
| and qualification for SUD services |   |                            | <p>staff are unable to fully assess how transition to the criteria is impacting access because right now services do not align with the criteria.</p> <p>County program oversight is monitoring the changes to the service definitions and providers are far from alignment at this point. Because the Commonwealth has just begun rolling out the alignment expectations — providers are not required to be in compliance with the updated standards until July 2021.</p> <p>The Commonwealth has completed an impact analysis to try to anticipate the challenges with alignment of the system of care (services, hours, staff credentials, etc.) with the ASAM LOC criteria. ASAM 3.7 is a newly updated and defined LOC for Pennsylvania so providers will have challenges. The increased hours across all LOC will provide challenges in terms of staffing.</p> <p>The Commonwealth also anticipates struggles in PH based on what regulatory requirements are and what ASAM is for that LOC. The Commonwealth is assessing where the provider network will land and any response needed.</p> <p>The Commonwealth is making the transition through contractual changes. Staff will evaluate if additional addendums or other contractual requirements are needed.</p> |

Medicaid Section 1115 SUD Demonstrations Monitoring Report – Part B Version 3.0  
 Pennsylvania Coverage for Former Foster Care Youth from a Different State and Substance Use Disorder (SUD) Demonstration

| Prompt  | State has no trends/<br>update to<br>report (place<br>an X) | Related<br>metric(s)<br>(if any)  | State response   |
|---|---|---|--|
| <b>2. Access to Critical Levels of Care for OUD and other SUDs (Milestone 1)</b>  |   |   |  |
| <b>2.1 Metric trends</b>  |   |   |  |
| 2.1.1 The state reports the following metric trends, including all changes (+ or -) greater than 2 percent related to Milestone 1 |   | Metric #6 Any SUD Treatment<br><br>Metric #7 Early Intervention<br><br>Metric #8: Outpatient Services<br><br>Metric #9: Intensive Outpatient and Partial Hospitalization Services<br><br>Metric #10: Residential and Inpatient Services | Metrics #6–#12 report the number of members by month receiving services through DY2Q4.<br><br>Prior to February 2020, the unduplicated individuals receiving SUD treatment were generally constant. However, the number of individuals receiving any service decreased with the COVID-19 pandemic after March 2020.<br><br> |

Medicaid Section 1115 SUD Demonstrations Monitoring Report – Part B Version 3.0  
 Pennsylvania Coverage for Former Foster Care Youth from a Different State and Substance Use Disorder (SUD) Demonstration

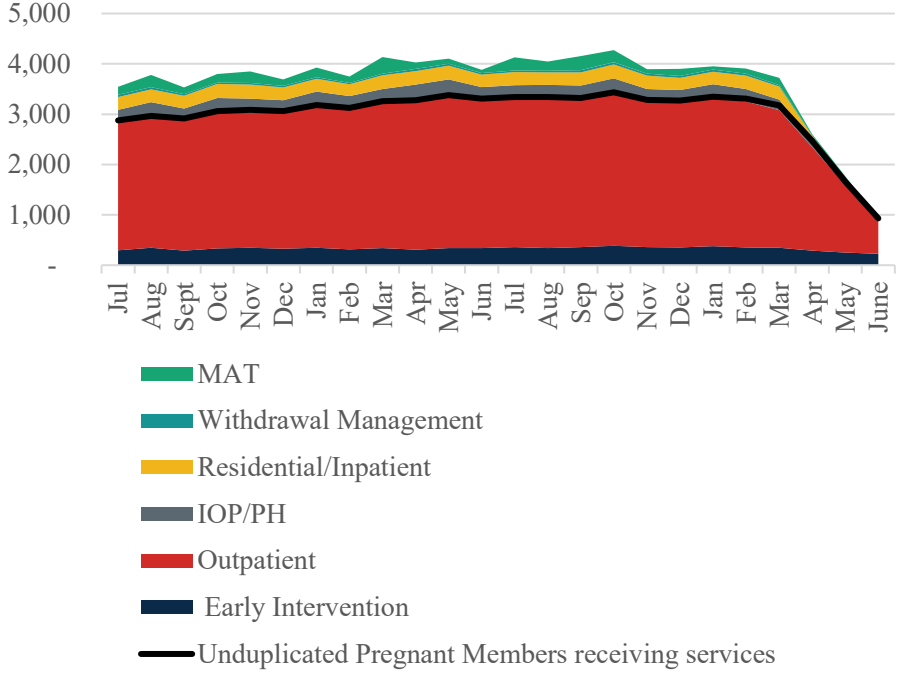
| Prompt | State has no trends/<br>update to report (place an X) | Related metric(s) (if any)  | State response   |
|--------|---|---|--|
|        |   | Metric #11 – Withdrawal Management<br><br>Metric #12 – Medication Assisted Treatment<br><br>Metric #36 Average Length of Stay in IMDs | <p>This trend is relatively consistent for all of the services received by members under the demonstration up through the end of DY2Q4.</p> <p>Metrics #6, 7-12: Total Members in Receipt of SUD Services through DY2Q4<sup>1</sup></p> <p>Legend:</p> <ul style="list-style-type: none"> <li>MAT</li> <li>Withdrawal Management</li> <li>Residential/Inpatient</li> <li>IOP/PH</li> <li>Outpatient</li> <li>EI</li> <li>Unduplicated number of members</li> </ul> |

Medicaid Section 1115 SUD Demonstrations Monitoring Report – Part B Version 3.0  
 Pennsylvania Coverage for Former Foster Care Youth from a Different State and Substance Use Disorder (SUD) Demonstration

---

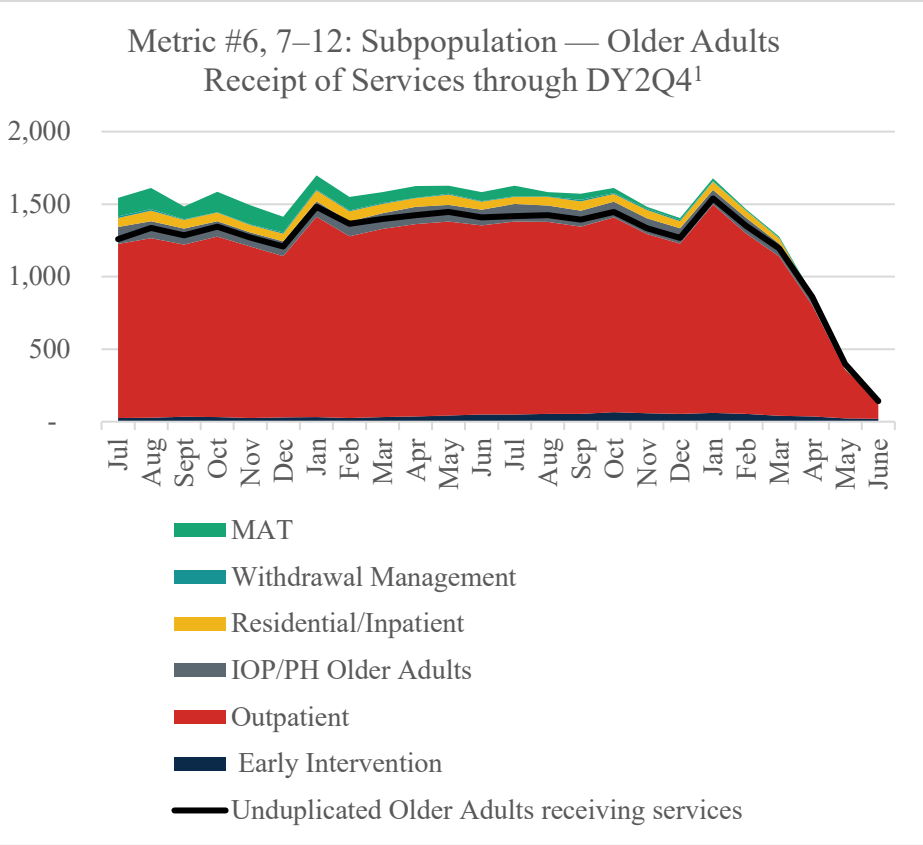
| Prompt | State has no trends/<br>update to report (place an X) | Related metric(s) (if any) | State response   |
|--------|---|----------------------------|--|
|        |   |                            | <p><sup>1</sup> Metric #6 Unduplicated number is black line; Metrics #7-12 are in the stacked areas</p> <p>Below, services to pregnant women are seen to be increasing through October 2019 and relatively steady thereafter until the onset of the COVID-19 pandemic in March 2020.</p> |

Medicaid Section 1115 SUD Demonstrations Monitoring Report – Part B Version 3.0  
 Pennsylvania Coverage for Former Foster Care Youth from a Different State and Substance Use Disorder (SUD) Demonstration

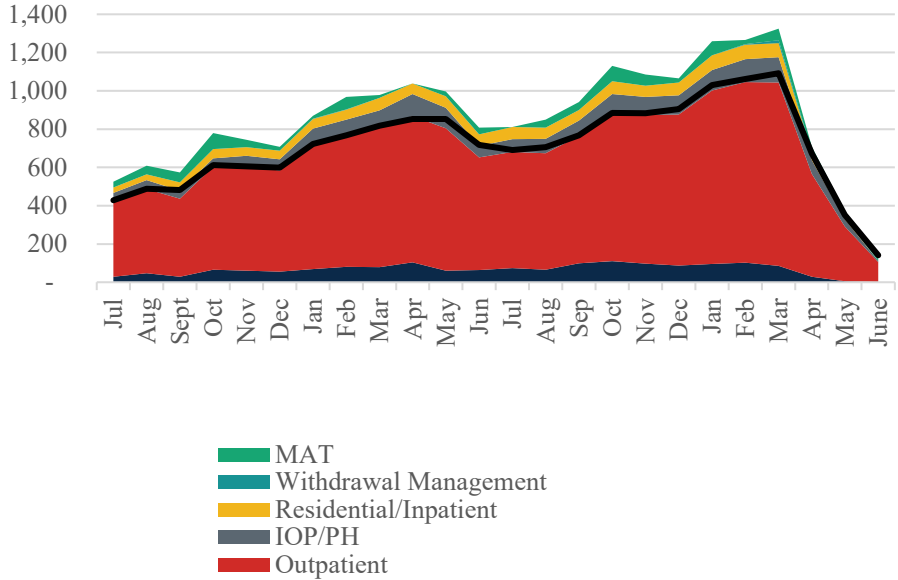
| Prompt | State has no trends/<br>update to report (place an X) | Related metric(s) (if any) | State response   |
|--------|---|----------------------------|--|
|        |   |                            | <p data-bbox="1045 456 1780 529">Metric #6, 7–12: Pregnant Women Receipt of Services through DY2Q4<sup>1</sup></p>  <p data-bbox="940 1240 1879 1305"><sup>1</sup> Metric #6 Unduplicated number is black line; Metrics #7-12 are in the stacked areas</p> <p data-bbox="940 1352 1879 1417">Below, the number of older adults receiving SUD services is relatively constant until the beginning of the pandemic.</p> |



Medicaid Section 1115 SUD Demonstrations Monitoring Report – Part B Version 3.0  
 Pennsylvania Coverage for Former Foster Care Youth from a Different State and Substance Use Disorder (SUD) Demonstration

| Prompt | State has no trends/<br>update to report (place an X) | Related metric(s) (if any) | State response   |
|--------|---|----------------------------|--|
|        |   |                            | <p data-bbox="1087 492 1738 565">Metric #6, 7–12: Subpopulation — Older Adults<br/>Receipt of Services through DY2Q4<sup>1</sup></p>  <p data-bbox="961 581 1879 958">The chart displays the receipt of services for older adults from July to June. The y-axis represents the number of services, ranging from 0 to 2,000. The x-axis lists the months. The total number of services starts at approximately 1,500 in July and shows a general downward trend, ending near zero in June. The services are categorized as follows: Outpatient (red), Early Intervention (dark blue), IOP/PH Older Adults (grey), Residential/Inpatient (yellow), Withdrawal Management (teal), and MAT (green). A black line represents the unduplicated number of older adults receiving services, which remains relatively stable around 1,400 until January, then declines significantly.</p> <p data-bbox="961 1315 1879 1380"><sup>1</sup> Metric #6 Unduplicated number is black line; Metrics #7-12 are in the stacked areas</p> |

Medicaid Section 1115 SUD Demonstrations Monitoring Report – Part B Version 3.0  
 Pennsylvania Coverage for Former Foster Care Youth from a Different State and Substance Use Disorder (SUD) Demonstration

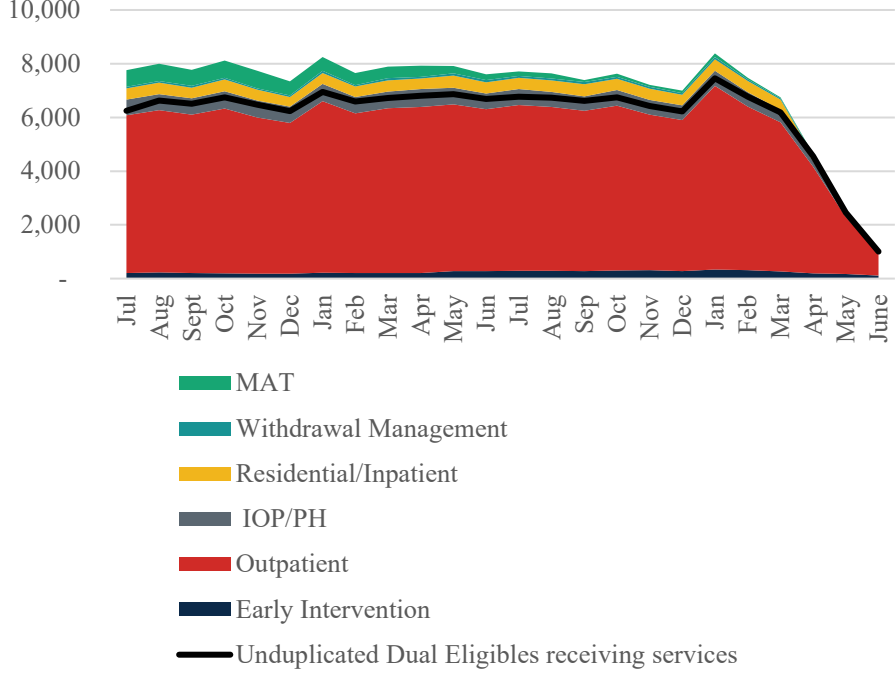
| Prompt | State has no trends/<br>update to report (place an X) | Related metric(s) (if any) | State response   |
|--------|---|----------------------------|--|
|        |   |                            | <p data-bbox="940 435 1848 503">Below, the number of children receiving SUD services is increasing until the beginning of the pandemic.</p> <div data-bbox="940 540 1881 1344"> <p data-bbox="1066 565 1753 636">Metric #6, 7–12: Subpopulation — Children (&lt;18 years age) Receipt of Services through DY2Q4<sup>1</sup></p>  <p data-bbox="961 654 1854 998">The chart displays the receipt of services for children (&lt;18 years age) through DY2Q4. The Y-axis represents the number of children, ranging from 0 to 1,400. The X-axis represents months from July to June. The chart shows a general upward trend in service receipt from July to March, followed by a sharp decline through June. The services are categorized as Outpatient (red), IOP/PH (grey), Residential/Inpatient (yellow), Withdrawal Management (teal), and MAT (green). A black line represents the unduplicated number of children.</p> <p data-bbox="1171 1092 1507 1230"> <ul style="list-style-type: none"> <li>MAT</li> <li>Withdrawal Management</li> <li>Residential/Inpatient</li> <li>IOP/PH</li> <li>Outpatient</li> </ul> </p> </div> <p data-bbox="940 1352 1881 1417"><sup>1</sup> Metric #6 Unduplicated number is black line; Metrics #7-12 are in the stacked areas</p> |

Medicaid Section 1115 SUD Demonstrations Monitoring Report – Part B Version 3.0  
 Pennsylvania Coverage for Former Foster Care Youth from a Different State and Substance Use Disorder (SUD) Demonstration

---

| Prompt | State has no trends/<br>update to report (place an X) | Related metric(s) (if any) | State response   |
|--------|---|----------------------------|--|
|        |   |                            | <p>Below, the number of dual eligibles receiving services is steady through January 2020. Note: we expected that the MAT for dual eligibles would drop starting January 1, 2020 because of Medicare’s new coverage of MAT.</p> |

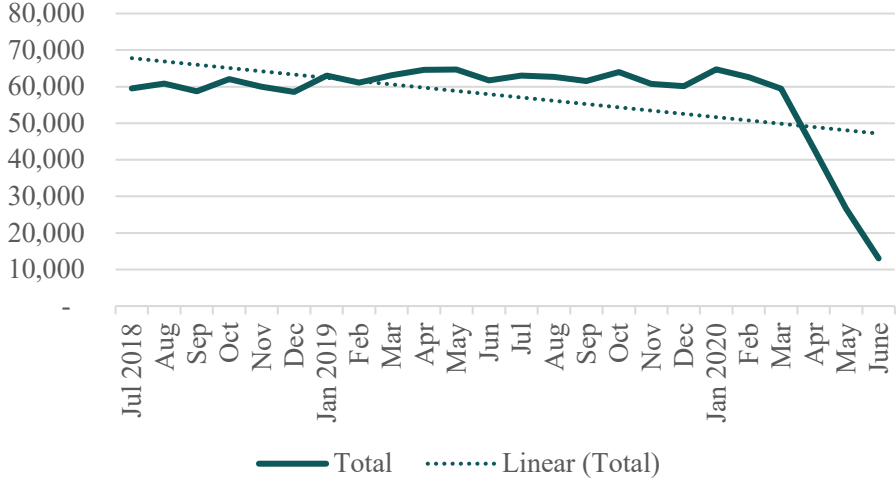
Medicaid Section 1115 SUD Demonstrations Monitoring Report – Part B Version 3.0  
 Pennsylvania Coverage for Former Foster Care Youth from a Different State and Substance Use Disorder (SUD) Demonstration

| Prompt | State has no trends/<br>update to report (place an X) | Related metric(s) (if any) | State response   |
|--------|---|----------------------------|--|
|        |   |                            | <p data-bbox="1087 456 1734 526">Metric #6, 7–12: Subpopulation — Dual Eligibles<br/>Receipt of Services through DY2Q4<sup>1</sup></p>  <p data-bbox="961 548 1852 893">             10,000<br/>             8,000<br/>             6,000<br/>             4,000<br/>             2,000<br/>             -         </p> <p data-bbox="1071 836 1848 893">             Jul Aug Sept Oct Nov Dec Jan Feb Mar Apr May Jun Jul Aug Sep Oct Nov Dec Jan Feb Mar Apr May June         </p> <ul data-bbox="1134 909 1680 1218" style="list-style-type: none"> <li>MAT</li> <li>Withdrawal Management</li> <li>Residential/Inpatient</li> <li>IOP/PH</li> <li>Outpatient</li> <li>Early Intervention</li> <li>Unduplicated Dual Eligibles receiving services</li> </ul> |
|        |   |                            | <p data-bbox="940 1242 1879 1307"><sup>1</sup> Metric #6 Unduplicated number is black line; Metrics #7-12 are in the stacked areas</p> <p data-bbox="940 1356 1186 1388"><b>Analysis by service:</b></p>   |

Medicaid Section 1115 SUD Demonstrations Monitoring Report – Part B Version 3.0  
 Pennsylvania Coverage for Former Foster Care Youth from a Different State and Substance Use Disorder (SUD) Demonstration

| Prompt   | State has no trends/<br>update to report (place an X) | Related metric(s) (if any) | State response  |       |          |                   |          |     |     |     |     |     |     |     |     |     |     |     |     |     |     |     |     |     |          |     |     |     |     |     |     |     |     |     |     |     |     |     |     |     |     |     |     |     |     |     |     |     |     |     |     |     |     |     |     |     |     |     |     |     |          |     |     |     |     |     |     |     |     |     |     |     |     |     |     |      |     |     |
|----------|---|----------------------------|---|-------|----------|-------------------|----------|-----|-----|-----|-----|-----|-----|-----|-----|-----|-----|-----|-----|-----|-----|-----|-----|-----|----------|-----|-----|-----|-----|-----|-----|-----|-----|-----|-----|-----|-----|-----|-----|-----|-----|-----|-----|-----|-----|-----|-----|-----|-----|-----|-----|-----|-----|-----|-----|-----|-----|-----|-----|-----|----------|-----|-----|-----|-----|-----|-----|-----|-----|-----|-----|-----|-----|-----|-----|------|-----|-----|
|          |   |                            | <p>Metric #7 reports the number of individuals receiving EI. The number of individuals receiving EI is fairly steady over time up until the pandemic.</p> <div data-bbox="942 540 1881 1157"> <table border="1"> <caption>Metric #7: Individuals receiving Early Intervention who are pregnant through DY2Q4</caption> <thead> <tr> <th>Month</th> <th>Pregnant</th> <th>Linear (Pregnant)</th> </tr> </thead> <tbody> <tr><td>Jul 2018</td><td>300</td><td>330</td></tr> <tr><td>Aug</td><td>340</td><td>330</td></tr> <tr><td>Sep</td><td>290</td><td>330</td></tr> <tr><td>Oct</td><td>330</td><td>330</td></tr> <tr><td>Nov</td><td>340</td><td>330</td></tr> <tr><td>Dec</td><td>320</td><td>330</td></tr> <tr><td>Jan 2019</td><td>340</td><td>330</td></tr> <tr><td>Feb</td><td>310</td><td>330</td></tr> <tr><td>Mar</td><td>330</td><td>330</td></tr> <tr><td>Apr</td><td>310</td><td>330</td></tr> <tr><td>May</td><td>340</td><td>330</td></tr> <tr><td>Jun</td><td>330</td><td>330</td></tr> <tr><td>Jul</td><td>360</td><td>330</td></tr> <tr><td>Aug</td><td>330</td><td>330</td></tr> <tr><td>Sep</td><td>360</td><td>330</td></tr> <tr><td>Oct</td><td>380</td><td>330</td></tr> <tr><td>Nov</td><td>350</td><td>330</td></tr> <tr><td>Dec</td><td>370</td><td>330</td></tr> <tr><td>Jan 2020</td><td>340</td><td>330</td></tr> <tr><td>Feb</td><td>330</td><td>330</td></tr> <tr><td>Mar</td><td>330</td><td>330</td></tr> <tr><td>Apr</td><td>280</td><td>330</td></tr> <tr><td>May</td><td>240</td><td>330</td></tr> <tr><td>June</td><td>225</td><td>330</td></tr> </tbody> </table> </div> <p>Metric #8 reports the number of individuals receiving OP services. The number of individuals receiving OP care is fairly steady over time up until the pandemic.</p> | Month | Pregnant | Linear (Pregnant) | Jul 2018 | 300 | 330 | Aug | 340 | 330 | Sep | 290 | 330 | Oct | 330 | 330 | Nov | 340 | 330 | Dec | 320 | 330 | Jan 2019 | 340 | 330 | Feb | 310 | 330 | Mar | 330 | 330 | Apr | 310 | 330 | May | 340 | 330 | Jun | 330 | 330 | Jul | 360 | 330 | Aug | 330 | 330 | Sep | 360 | 330 | Oct | 380 | 330 | Nov | 350 | 330 | Dec | 370 | 330 | Jan 2020 | 340 | 330 | Feb | 330 | 330 | Mar | 330 | 330 | Apr | 280 | 330 | May | 240 | 330 | June | 225 | 330 |
| Month    | Pregnant  | Linear (Pregnant)          |   |       |          |                   |          |     |     |     |     |     |     |     |     |     |     |     |     |     |     |     |     |     |          |     |     |     |     |     |     |     |     |     |     |     |     |     |     |     |     |     |     |     |     |     |     |     |     |     |     |     |     |     |     |     |     |     |     |     |          |     |     |     |     |     |     |     |     |     |     |     |     |     |     |      |     |     |
| Jul 2018 | 300   | 330                        |   |       |          |                   |          |     |     |     |     |     |     |     |     |     |     |     |     |     |     |     |     |     |          |     |     |     |     |     |     |     |     |     |     |     |     |     |     |     |     |     |     |     |     |     |     |     |     |     |     |     |     |     |     |     |     |     |     |     |          |     |     |     |     |     |     |     |     |     |     |     |     |     |     |      |     |     |
| Aug      | 340   | 330                        |   |       |          |                   |          |     |     |     |     |     |     |     |     |     |     |     |     |     |     |     |     |     |          |     |     |     |     |     |     |     |     |     |     |     |     |     |     |     |     |     |     |     |     |     |     |     |     |     |     |     |     |     |     |     |     |     |     |     |          |     |     |     |     |     |     |     |     |     |     |     |     |     |     |      |     |     |
| Sep      | 290   | 330                        |   |       |          |                   |          |     |     |     |     |     |     |     |     |     |     |     |     |     |     |     |     |     |          |     |     |     |     |     |     |     |     |     |     |     |     |     |     |     |     |     |     |     |     |     |     |     |     |     |     |     |     |     |     |     |     |     |     |     |          |     |     |     |     |     |     |     |     |     |     |     |     |     |     |      |     |     |
| Oct      | 330   | 330                        |   |       |          |                   |          |     |     |     |     |     |     |     |     |     |     |     |     |     |     |     |     |     |          |     |     |     |     |     |     |     |     |     |     |     |     |     |     |     |     |     |     |     |     |     |     |     |     |     |     |     |     |     |     |     |     |     |     |     |          |     |     |     |     |     |     |     |     |     |     |     |     |     |     |      |     |     |
| Nov      | 340   | 330                        |   |       |          |                   |          |     |     |     |     |     |     |     |     |     |     |     |     |     |     |     |     |     |          |     |     |     |     |     |     |     |     |     |     |     |     |     |     |     |     |     |     |     |     |     |     |     |     |     |     |     |     |     |     |     |     |     |     |     |          |     |     |     |     |     |     |     |     |     |     |     |     |     |     |      |     |     |
| Dec      | 320   | 330                        |   |       |          |                   |          |     |     |     |     |     |     |     |     |     |     |     |     |     |     |     |     |     |          |     |     |     |     |     |     |     |     |     |     |     |     |     |     |     |     |     |     |     |     |     |     |     |     |     |     |     |     |     |     |     |     |     |     |     |          |     |     |     |     |     |     |     |     |     |     |     |     |     |     |      |     |     |
| Jan 2019 | 340   | 330                        |   |       |          |                   |          |     |     |     |     |     |     |     |     |     |     |     |     |     |     |     |     |     |          |     |     |     |     |     |     |     |     |     |     |     |     |     |     |     |     |     |     |     |     |     |     |     |     |     |     |     |     |     |     |     |     |     |     |     |          |     |     |     |     |     |     |     |     |     |     |     |     |     |     |      |     |     |
| Feb      | 310   | 330                        |   |       |          |                   |          |     |     |     |     |     |     |     |     |     |     |     |     |     |     |     |     |     |          |     |     |     |     |     |     |     |     |     |     |     |     |     |     |     |     |     |     |     |     |     |     |     |     |     |     |     |     |     |     |     |     |     |     |     |          |     |     |     |     |     |     |     |     |     |     |     |     |     |     |      |     |     |
| Mar      | 330   | 330                        |   |       |          |                   |          |     |     |     |     |     |     |     |     |     |     |     |     |     |     |     |     |     |          |     |     |     |     |     |     |     |     |     |     |     |     |     |     |     |     |     |     |     |     |     |     |     |     |     |     |     |     |     |     |     |     |     |     |     |          |     |     |     |     |     |     |     |     |     |     |     |     |     |     |      |     |     |
| Apr      | 310   | 330                        |   |       |          |                   |          |     |     |     |     |     |     |     |     |     |     |     |     |     |     |     |     |     |          |     |     |     |     |     |     |     |     |     |     |     |     |     |     |     |     |     |     |     |     |     |     |     |     |     |     |     |     |     |     |     |     |     |     |     |          |     |     |     |     |     |     |     |     |     |     |     |     |     |     |      |     |     |
| May      | 340   | 330                        |   |       |          |                   |          |     |     |     |     |     |     |     |     |     |     |     |     |     |     |     |     |     |          |     |     |     |     |     |     |     |     |     |     |     |     |     |     |     |     |     |     |     |     |     |     |     |     |     |     |     |     |     |     |     |     |     |     |     |          |     |     |     |     |     |     |     |     |     |     |     |     |     |     |      |     |     |
| Jun      | 330   | 330                        |   |       |          |                   |          |     |     |     |     |     |     |     |     |     |     |     |     |     |     |     |     |     |          |     |     |     |     |     |     |     |     |     |     |     |     |     |     |     |     |     |     |     |     |     |     |     |     |     |     |     |     |     |     |     |     |     |     |     |          |     |     |     |     |     |     |     |     |     |     |     |     |     |     |      |     |     |
| Jul      | 360   | 330                        |   |       |          |                   |          |     |     |     |     |     |     |     |     |     |     |     |     |     |     |     |     |     |          |     |     |     |     |     |     |     |     |     |     |     |     |     |     |     |     |     |     |     |     |     |     |     |     |     |     |     |     |     |     |     |     |     |     |     |          |     |     |     |     |     |     |     |     |     |     |     |     |     |     |      |     |     |
| Aug      | 330   | 330                        |   |       |          |                   |          |     |     |     |     |     |     |     |     |     |     |     |     |     |     |     |     |     |          |     |     |     |     |     |     |     |     |     |     |     |     |     |     |     |     |     |     |     |     |     |     |     |     |     |     |     |     |     |     |     |     |     |     |     |          |     |     |     |     |     |     |     |     |     |     |     |     |     |     |      |     |     |
| Sep      | 360   | 330                        |   |       |          |                   |          |     |     |     |     |     |     |     |     |     |     |     |     |     |     |     |     |     |          |     |     |     |     |     |     |     |     |     |     |     |     |     |     |     |     |     |     |     |     |     |     |     |     |     |     |     |     |     |     |     |     |     |     |     |          |     |     |     |     |     |     |     |     |     |     |     |     |     |     |      |     |     |
| Oct      | 380   | 330                        |   |       |          |                   |          |     |     |     |     |     |     |     |     |     |     |     |     |     |     |     |     |     |          |     |     |     |     |     |     |     |     |     |     |     |     |     |     |     |     |     |     |     |     |     |     |     |     |     |     |     |     |     |     |     |     |     |     |     |          |     |     |     |     |     |     |     |     |     |     |     |     |     |     |      |     |     |
| Nov      | 350   | 330                        |   |       |          |                   |          |     |     |     |     |     |     |     |     |     |     |     |     |     |     |     |     |     |          |     |     |     |     |     |     |     |     |     |     |     |     |     |     |     |     |     |     |     |     |     |     |     |     |     |     |     |     |     |     |     |     |     |     |     |          |     |     |     |     |     |     |     |     |     |     |     |     |     |     |      |     |     |
| Dec      | 370   | 330                        |   |       |          |                   |          |     |     |     |     |     |     |     |     |     |     |     |     |     |     |     |     |     |          |     |     |     |     |     |     |     |     |     |     |     |     |     |     |     |     |     |     |     |     |     |     |     |     |     |     |     |     |     |     |     |     |     |     |     |          |     |     |     |     |     |     |     |     |     |     |     |     |     |     |      |     |     |
| Jan 2020 | 340   | 330                        |   |       |          |                   |          |     |     |     |     |     |     |     |     |     |     |     |     |     |     |     |     |     |          |     |     |     |     |     |     |     |     |     |     |     |     |     |     |     |     |     |     |     |     |     |     |     |     |     |     |     |     |     |     |     |     |     |     |     |          |     |     |     |     |     |     |     |     |     |     |     |     |     |     |      |     |     |
| Feb      | 330   | 330                        |   |       |          |                   |          |     |     |     |     |     |     |     |     |     |     |     |     |     |     |     |     |     |          |     |     |     |     |     |     |     |     |     |     |     |     |     |     |     |     |     |     |     |     |     |     |     |     |     |     |     |     |     |     |     |     |     |     |     |          |     |     |     |     |     |     |     |     |     |     |     |     |     |     |      |     |     |
| Mar      | 330   | 330                        |   |       |          |                   |          |     |     |     |     |     |     |     |     |     |     |     |     |     |     |     |     |     |          |     |     |     |     |     |     |     |     |     |     |     |     |     |     |     |     |     |     |     |     |     |     |     |     |     |     |     |     |     |     |     |     |     |     |     |          |     |     |     |     |     |     |     |     |     |     |     |     |     |     |      |     |     |
| Apr      | 280   | 330                        |   |       |          |                   |          |     |     |     |     |     |     |     |     |     |     |     |     |     |     |     |     |     |          |     |     |     |     |     |     |     |     |     |     |     |     |     |     |     |     |     |     |     |     |     |     |     |     |     |     |     |     |     |     |     |     |     |     |     |          |     |     |     |     |     |     |     |     |     |     |     |     |     |     |      |     |     |
| May      | 240   | 330                        |   |       |          |                   |          |     |     |     |     |     |     |     |     |     |     |     |     |     |     |     |     |     |          |     |     |     |     |     |     |     |     |     |     |     |     |     |     |     |     |     |     |     |     |     |     |     |     |     |     |     |     |     |     |     |     |     |     |     |          |     |     |     |     |     |     |     |     |     |     |     |     |     |     |      |     |     |
| June     | 225   | 330                        |   |       |          |                   |          |     |     |     |     |     |     |     |     |     |     |     |     |     |     |     |     |     |          |     |     |     |     |     |     |     |     |     |     |     |     |     |     |     |     |     |     |     |     |     |     |     |     |     |     |     |     |     |     |     |     |     |     |     |          |     |     |     |     |     |     |     |     |     |     |     |     |     |     |      |     |     |

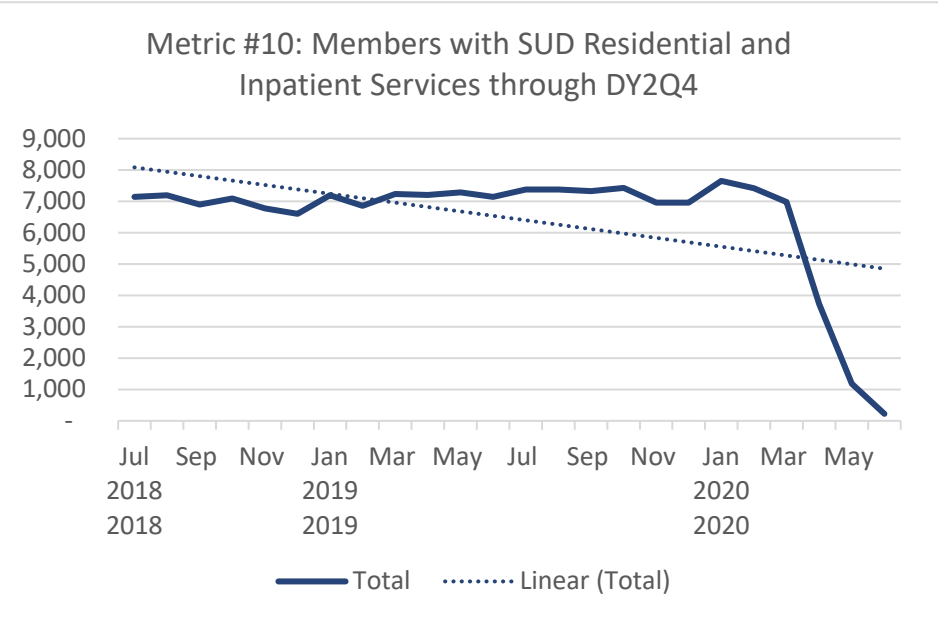
Medicaid Section 1115 SUD Demonstrations Monitoring Report – Part B Version 3.0  
 Pennsylvania Coverage for Former Foster Care Youth from a Different State and Substance Use Disorder (SUD) Demonstration

| Prompt | State has no trends/<br>update to report (place an X) | Related metric(s) (if any) | State response   |
|--------|---|----------------------------|--|
|        |   |                            | <p data-bbox="1066 456 1759 529">Metric #8: Individuals receiving outpatient services through DY2Q4</p>  <p data-bbox="961 548 1852 1045">The chart displays two data series: 'Total' (solid green line) and 'Linear (Total)' (dotted green line). The Y-axis represents the number of individuals, ranging from 0 to 80,000 in increments of 10,000. The X-axis represents time, from July 2018 to June 2020, with labels for Jul 2018, Aug, Sep, Oct, Nov, Dec, Jan 2019, Feb, Mar, Apr, May, Jun, Jul, Aug, Sep, Oct, Nov, Dec, Jan 2020, Feb, Mar, Apr, May, and June. The 'Total' line starts at approximately 60,000 in July 2018, peaks at about 65,000 in April 2019, and then shows a significant downward trend, reaching approximately 12,000 by June 2020. The 'Linear (Total)' line shows a steady, gradual decline from about 68,000 in July 2018 to approximately 48,000 in June 2020.</p> <p data-bbox="940 1317 1852 1425">Metric #9 reports the number of individuals receiving IOP and PHP services. The number of individuals receiving IOP and PH was fairly steady through April 2019 but has decreased since that time. Note that the Commonwealth's</p> |

Medicaid Section 1115 SUD Demonstrations Monitoring Report – Part B Version 3.0  
 Pennsylvania Coverage for Former Foster Care Youth from a Different State and Substance Use Disorder (SUD) Demonstration

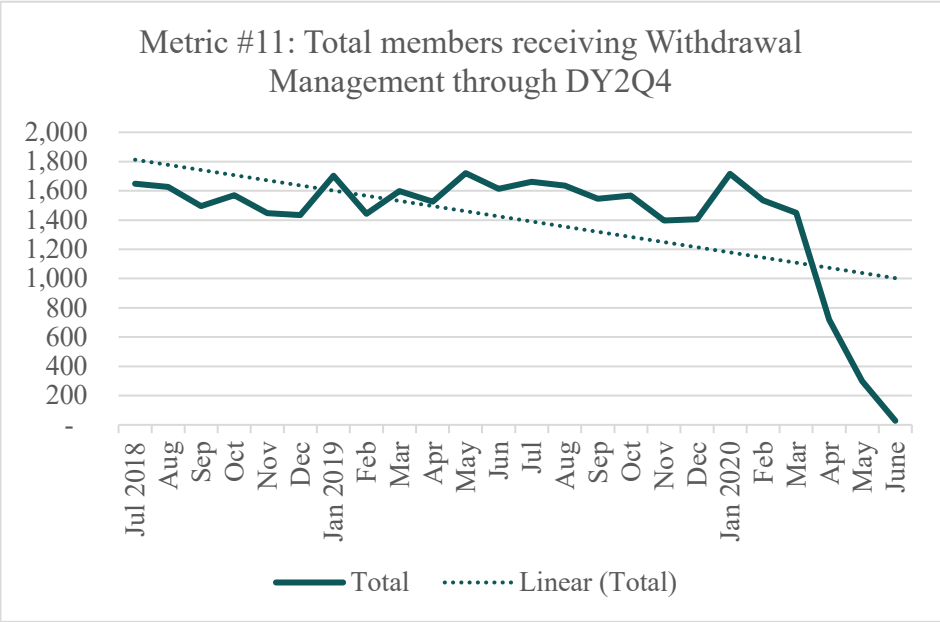
| Prompt   | State has no trends/<br>update to report (place an X) | Related metric(s) (if any) | State response  |       |       |                |          |       |       |     |       |       |     |       |       |     |       |       |     |       |       |     |       |       |          |       |       |     |       |       |     |       |       |     |       |       |     |       |       |     |       |       |     |       |       |     |       |       |     |       |       |     |       |       |     |       |       |     |       |       |          |       |       |     |       |       |     |       |       |     |       |       |     |       |       |      |     |       |
|----------|---|----------------------------|---|-------|-------|----------------|----------|-------|-------|-----|-------|-------|-----|-------|-------|-----|-------|-------|-----|-------|-------|-----|-------|-------|----------|-------|-------|-----|-------|-------|-----|-------|-------|-----|-------|-------|-----|-------|-------|-----|-------|-------|-----|-------|-------|-----|-------|-------|-----|-------|-------|-----|-------|-------|-----|-------|-------|-----|-------|-------|----------|-------|-------|-----|-------|-------|-----|-------|-------|-----|-------|-------|-----|-------|-------|------|-----|-------|
|          |   |                            | <p>standards for IOP and PHP have been clarified to better align with ASAM standards and this could account for fewer programs reporting that they provide PHP, which is substantially different under ASAM from the historic Commonwealth service description. Because these services are in congregate settings, almost all utilization dropped off after the beginning of the pandemic in March 2020.</p> <div data-bbox="940 688 1879 1305" data-label="Figure"> <table border="1"> <caption>Metric #9: Medicaid managed care members receiving IOP/PH through DY2Q4</caption> <thead> <tr> <th>Month</th> <th>Total</th> <th>Linear (Total)</th> </tr> </thead> <tbody> <tr><td>Jul 2018</td><td>7,800</td><td>9,300</td></tr> <tr><td>Aug</td><td>8,000</td><td>9,100</td></tr> <tr><td>Sep</td><td>7,800</td><td>8,900</td></tr> <tr><td>Oct</td><td>8,200</td><td>8,700</td></tr> <tr><td>Nov</td><td>8,000</td><td>8,500</td></tr> <tr><td>Dec</td><td>8,200</td><td>8,300</td></tr> <tr><td>Jan 2019</td><td>8,000</td><td>8,100</td></tr> <tr><td>Feb</td><td>8,200</td><td>7,900</td></tr> <tr><td>Mar</td><td>8,000</td><td>7,700</td></tr> <tr><td>Apr</td><td>8,200</td><td>7,500</td></tr> <tr><td>May</td><td>8,000</td><td>7,300</td></tr> <tr><td>Jun</td><td>7,800</td><td>7,100</td></tr> <tr><td>Jul</td><td>8,000</td><td>6,900</td></tr> <tr><td>Aug</td><td>7,800</td><td>6,700</td></tr> <tr><td>Sep</td><td>7,600</td><td>6,500</td></tr> <tr><td>Oct</td><td>7,800</td><td>6,300</td></tr> <tr><td>Nov</td><td>7,400</td><td>6,100</td></tr> <tr><td>Dec</td><td>7,400</td><td>5,900</td></tr> <tr><td>Jan 2020</td><td>7,600</td><td>5,700</td></tr> <tr><td>Feb</td><td>7,200</td><td>5,500</td></tr> <tr><td>Mar</td><td>6,500</td><td>5,300</td></tr> <tr><td>Apr</td><td>3,000</td><td>5,100</td></tr> <tr><td>May</td><td>1,000</td><td>4,900</td></tr> <tr><td>June</td><td>500</td><td>4,700</td></tr> </tbody> </table> </div> <p>Metric #10 reports the number of individuals receiving Residential and Inpatient services. The number of individuals receiving Residential and</p> | Month | Total | Linear (Total) | Jul 2018 | 7,800 | 9,300 | Aug | 8,000 | 9,100 | Sep | 7,800 | 8,900 | Oct | 8,200 | 8,700 | Nov | 8,000 | 8,500 | Dec | 8,200 | 8,300 | Jan 2019 | 8,000 | 8,100 | Feb | 8,200 | 7,900 | Mar | 8,000 | 7,700 | Apr | 8,200 | 7,500 | May | 8,000 | 7,300 | Jun | 7,800 | 7,100 | Jul | 8,000 | 6,900 | Aug | 7,800 | 6,700 | Sep | 7,600 | 6,500 | Oct | 7,800 | 6,300 | Nov | 7,400 | 6,100 | Dec | 7,400 | 5,900 | Jan 2020 | 7,600 | 5,700 | Feb | 7,200 | 5,500 | Mar | 6,500 | 5,300 | Apr | 3,000 | 5,100 | May | 1,000 | 4,900 | June | 500 | 4,700 |
| Month    | Total   | Linear (Total)             |   |       |       |                |          |       |       |     |       |       |     |       |       |     |       |       |     |       |       |     |       |       |          |       |       |     |       |       |     |       |       |     |       |       |     |       |       |     |       |       |     |       |       |     |       |       |     |       |       |     |       |       |     |       |       |     |       |       |          |       |       |     |       |       |     |       |       |     |       |       |     |       |       |      |     |       |
| Jul 2018 | 7,800   | 9,300                      |   |       |       |                |          |       |       |     |       |       |     |       |       |     |       |       |     |       |       |     |       |       |          |       |       |     |       |       |     |       |       |     |       |       |     |       |       |     |       |       |     |       |       |     |       |       |     |       |       |     |       |       |     |       |       |     |       |       |          |       |       |     |       |       |     |       |       |     |       |       |     |       |       |      |     |       |
| Aug      | 8,000   | 9,100                      |   |       |       |                |          |       |       |     |       |       |     |       |       |     |       |       |     |       |       |     |       |       |          |       |       |     |       |       |     |       |       |     |       |       |     |       |       |     |       |       |     |       |       |     |       |       |     |       |       |     |       |       |     |       |       |     |       |       |          |       |       |     |       |       |     |       |       |     |       |       |     |       |       |      |     |       |
| Sep      | 7,800   | 8,900                      |   |       |       |                |          |       |       |     |       |       |     |       |       |     |       |       |     |       |       |     |       |       |          |       |       |     |       |       |     |       |       |     |       |       |     |       |       |     |       |       |     |       |       |     |       |       |     |       |       |     |       |       |     |       |       |     |       |       |          |       |       |     |       |       |     |       |       |     |       |       |     |       |       |      |     |       |
| Oct      | 8,200   | 8,700                      |   |       |       |                |          |       |       |     |       |       |     |       |       |     |       |       |     |       |       |     |       |       |          |       |       |     |       |       |     |       |       |     |       |       |     |       |       |     |       |       |     |       |       |     |       |       |     |       |       |     |       |       |     |       |       |     |       |       |          |       |       |     |       |       |     |       |       |     |       |       |     |       |       |      |     |       |
| Nov      | 8,000   | 8,500                      |   |       |       |                |          |       |       |     |       |       |     |       |       |     |       |       |     |       |       |     |       |       |          |       |       |     |       |       |     |       |       |     |       |       |     |       |       |     |       |       |     |       |       |     |       |       |     |       |       |     |       |       |     |       |       |     |       |       |          |       |       |     |       |       |     |       |       |     |       |       |     |       |       |      |     |       |
| Dec      | 8,200   | 8,300                      |   |       |       |                |          |       |       |     |       |       |     |       |       |     |       |       |     |       |       |     |       |       |          |       |       |     |       |       |     |       |       |     |       |       |     |       |       |     |       |       |     |       |       |     |       |       |     |       |       |     |       |       |     |       |       |     |       |       |          |       |       |     |       |       |     |       |       |     |       |       |     |       |       |      |     |       |
| Jan 2019 | 8,000   | 8,100                      |   |       |       |                |          |       |       |     |       |       |     |       |       |     |       |       |     |       |       |     |       |       |          |       |       |     |       |       |     |       |       |     |       |       |     |       |       |     |       |       |     |       |       |     |       |       |     |       |       |     |       |       |     |       |       |     |       |       |          |       |       |     |       |       |     |       |       |     |       |       |     |       |       |      |     |       |
| Feb      | 8,200   | 7,900                      |   |       |       |                |          |       |       |     |       |       |     |       |       |     |       |       |     |       |       |     |       |       |          |       |       |     |       |       |     |       |       |     |       |       |     |       |       |     |       |       |     |       |       |     |       |       |     |       |       |     |       |       |     |       |       |     |       |       |          |       |       |     |       |       |     |       |       |     |       |       |     |       |       |      |     |       |
| Mar      | 8,000   | 7,700                      |   |       |       |                |          |       |       |     |       |       |     |       |       |     |       |       |     |       |       |     |       |       |          |       |       |     |       |       |     |       |       |     |       |       |     |       |       |     |       |       |     |       |       |     |       |       |     |       |       |     |       |       |     |       |       |     |       |       |          |       |       |     |       |       |     |       |       |     |       |       |     |       |       |      |     |       |
| Apr      | 8,200   | 7,500                      |   |       |       |                |          |       |       |     |       |       |     |       |       |     |       |       |     |       |       |     |       |       |          |       |       |     |       |       |     |       |       |     |       |       |     |       |       |     |       |       |     |       |       |     |       |       |     |       |       |     |       |       |     |       |       |     |       |       |          |       |       |     |       |       |     |       |       |     |       |       |     |       |       |      |     |       |
| May      | 8,000   | 7,300                      |   |       |       |                |          |       |       |     |       |       |     |       |       |     |       |       |     |       |       |     |       |       |          |       |       |     |       |       |     |       |       |     |       |       |     |       |       |     |       |       |     |       |       |     |       |       |     |       |       |     |       |       |     |       |       |     |       |       |          |       |       |     |       |       |     |       |       |     |       |       |     |       |       |      |     |       |
| Jun      | 7,800   | 7,100                      |   |       |       |                |          |       |       |     |       |       |     |       |       |     |       |       |     |       |       |     |       |       |          |       |       |     |       |       |     |       |       |     |       |       |     |       |       |     |       |       |     |       |       |     |       |       |     |       |       |     |       |       |     |       |       |     |       |       |          |       |       |     |       |       |     |       |       |     |       |       |     |       |       |      |     |       |
| Jul      | 8,000   | 6,900                      |   |       |       |                |          |       |       |     |       |       |     |       |       |     |       |       |     |       |       |     |       |       |          |       |       |     |       |       |     |       |       |     |       |       |     |       |       |     |       |       |     |       |       |     |       |       |     |       |       |     |       |       |     |       |       |     |       |       |          |       |       |     |       |       |     |       |       |     |       |       |     |       |       |      |     |       |
| Aug      | 7,800   | 6,700                      |   |       |       |                |          |       |       |     |       |       |     |       |       |     |       |       |     |       |       |     |       |       |          |       |       |     |       |       |     |       |       |     |       |       |     |       |       |     |       |       |     |       |       |     |       |       |     |       |       |     |       |       |     |       |       |     |       |       |          |       |       |     |       |       |     |       |       |     |       |       |     |       |       |      |     |       |
| Sep      | 7,600   | 6,500                      |   |       |       |                |          |       |       |     |       |       |     |       |       |     |       |       |     |       |       |     |       |       |          |       |       |     |       |       |     |       |       |     |       |       |     |       |       |     |       |       |     |       |       |     |       |       |     |       |       |     |       |       |     |       |       |     |       |       |          |       |       |     |       |       |     |       |       |     |       |       |     |       |       |      |     |       |
| Oct      | 7,800   | 6,300                      |   |       |       |                |          |       |       |     |       |       |     |       |       |     |       |       |     |       |       |     |       |       |          |       |       |     |       |       |     |       |       |     |       |       |     |       |       |     |       |       |     |       |       |     |       |       |     |       |       |     |       |       |     |       |       |     |       |       |          |       |       |     |       |       |     |       |       |     |       |       |     |       |       |      |     |       |
| Nov      | 7,400   | 6,100                      |   |       |       |                |          |       |       |     |       |       |     |       |       |     |       |       |     |       |       |     |       |       |          |       |       |     |       |       |     |       |       |     |       |       |     |       |       |     |       |       |     |       |       |     |       |       |     |       |       |     |       |       |     |       |       |     |       |       |          |       |       |     |       |       |     |       |       |     |       |       |     |       |       |      |     |       |
| Dec      | 7,400   | 5,900                      |   |       |       |                |          |       |       |     |       |       |     |       |       |     |       |       |     |       |       |     |       |       |          |       |       |     |       |       |     |       |       |     |       |       |     |       |       |     |       |       |     |       |       |     |       |       |     |       |       |     |       |       |     |       |       |     |       |       |          |       |       |     |       |       |     |       |       |     |       |       |     |       |       |      |     |       |
| Jan 2020 | 7,600   | 5,700                      |   |       |       |                |          |       |       |     |       |       |     |       |       |     |       |       |     |       |       |     |       |       |          |       |       |     |       |       |     |       |       |     |       |       |     |       |       |     |       |       |     |       |       |     |       |       |     |       |       |     |       |       |     |       |       |     |       |       |          |       |       |     |       |       |     |       |       |     |       |       |     |       |       |      |     |       |
| Feb      | 7,200   | 5,500                      |   |       |       |                |          |       |       |     |       |       |     |       |       |     |       |       |     |       |       |     |       |       |          |       |       |     |       |       |     |       |       |     |       |       |     |       |       |     |       |       |     |       |       |     |       |       |     |       |       |     |       |       |     |       |       |     |       |       |          |       |       |     |       |       |     |       |       |     |       |       |     |       |       |      |     |       |
| Mar      | 6,500   | 5,300                      |   |       |       |                |          |       |       |     |       |       |     |       |       |     |       |       |     |       |       |     |       |       |          |       |       |     |       |       |     |       |       |     |       |       |     |       |       |     |       |       |     |       |       |     |       |       |     |       |       |     |       |       |     |       |       |     |       |       |          |       |       |     |       |       |     |       |       |     |       |       |     |       |       |      |     |       |
| Apr      | 3,000   | 5,100                      |   |       |       |                |          |       |       |     |       |       |     |       |       |     |       |       |     |       |       |     |       |       |          |       |       |     |       |       |     |       |       |     |       |       |     |       |       |     |       |       |     |       |       |     |       |       |     |       |       |     |       |       |     |       |       |     |       |       |          |       |       |     |       |       |     |       |       |     |       |       |     |       |       |      |     |       |
| May      | 1,000   | 4,900                      |   |       |       |                |          |       |       |     |       |       |     |       |       |     |       |       |     |       |       |     |       |       |          |       |       |     |       |       |     |       |       |     |       |       |     |       |       |     |       |       |     |       |       |     |       |       |     |       |       |     |       |       |     |       |       |     |       |       |          |       |       |     |       |       |     |       |       |     |       |       |     |       |       |      |     |       |
| June     | 500   | 4,700                      |   |       |       |                |          |       |       |     |       |       |     |       |       |     |       |       |     |       |       |     |       |       |          |       |       |     |       |       |     |       |       |     |       |       |     |       |       |     |       |       |     |       |       |     |       |       |     |       |       |     |       |       |     |       |       |     |       |       |          |       |       |     |       |       |     |       |       |     |       |       |     |       |       |      |     |       |

Medicaid Section 1115 SUD Demonstrations Monitoring Report – Part B Version 3.0  
 Pennsylvania Coverage for Former Foster Care Youth from a Different State and Substance Use Disorder (SUD) Demonstration

| Prompt   | State has no trends/<br>update to<br>report (place<br>an X) | Related<br>metric(s)<br>(if any) | State response   |       |       |                |          |       |       |          |       |       |          |       |       |          |       |       |          |       |       |          |       |       |          |       |       |          |       |       |          |       |       |          |       |       |          |       |       |          |       |       |
|----------|---|----------------------------------|--|-------|-------|----------------|----------|-------|-------|----------|-------|-------|----------|-------|-------|----------|-------|-------|----------|-------|-------|----------|-------|-------|----------|-------|-------|----------|-------|-------|----------|-------|-------|----------|-------|-------|----------|-------|-------|----------|-------|-------|
|          |   |                                  | <p>Inpatient services is fairly steady over time up until the beginning of the pandemic.</p>  <table border="1"> <caption>Metric #10: Members with SUD Residential and Inpatient Services through DY2Q4</caption> <thead> <tr> <th>Month</th> <th>Total</th> <th>Linear (Total)</th> </tr> </thead> <tbody> <tr><td>Jul 2018</td><td>7,000</td><td>8,000</td></tr> <tr><td>Sep 2018</td><td>7,000</td><td>7,800</td></tr> <tr><td>Nov 2018</td><td>7,000</td><td>7,600</td></tr> <tr><td>Jan 2019</td><td>6,500</td><td>7,400</td></tr> <tr><td>Mar 2019</td><td>7,000</td><td>7,200</td></tr> <tr><td>May 2019</td><td>7,000</td><td>7,000</td></tr> <tr><td>Jul 2019</td><td>7,000</td><td>6,800</td></tr> <tr><td>Sep 2019</td><td>7,000</td><td>6,600</td></tr> <tr><td>Nov 2019</td><td>7,000</td><td>6,400</td></tr> <tr><td>Jan 2020</td><td>7,500</td><td>6,200</td></tr> <tr><td>Mar 2020</td><td>7,000</td><td>6,000</td></tr> <tr><td>May 2020</td><td>1,000</td><td>5,000</td></tr> </tbody> </table> | Month | Total | Linear (Total) | Jul 2018 | 7,000 | 8,000 | Sep 2018 | 7,000 | 7,800 | Nov 2018 | 7,000 | 7,600 | Jan 2019 | 6,500 | 7,400 | Mar 2019 | 7,000 | 7,200 | May 2019 | 7,000 | 7,000 | Jul 2019 | 7,000 | 6,800 | Sep 2019 | 7,000 | 6,600 | Nov 2019 | 7,000 | 6,400 | Jan 2020 | 7,500 | 6,200 | Mar 2020 | 7,000 | 6,000 | May 2020 | 1,000 | 5,000 |
| Month    | Total   | Linear (Total)                   |  |       |       |                |          |       |       |          |       |       |          |       |       |          |       |       |          |       |       |          |       |       |          |       |       |          |       |       |          |       |       |          |       |       |          |       |       |          |       |       |
| Jul 2018 | 7,000   | 8,000                            |  |       |       |                |          |       |       |          |       |       |          |       |       |          |       |       |          |       |       |          |       |       |          |       |       |          |       |       |          |       |       |          |       |       |          |       |       |          |       |       |
| Sep 2018 | 7,000   | 7,800                            |  |       |       |                |          |       |       |          |       |       |          |       |       |          |       |       |          |       |       |          |       |       |          |       |       |          |       |       |          |       |       |          |       |       |          |       |       |          |       |       |
| Nov 2018 | 7,000   | 7,600                            |  |       |       |                |          |       |       |          |       |       |          |       |       |          |       |       |          |       |       |          |       |       |          |       |       |          |       |       |          |       |       |          |       |       |          |       |       |          |       |       |
| Jan 2019 | 6,500   | 7,400                            |  |       |       |                |          |       |       |          |       |       |          |       |       |          |       |       |          |       |       |          |       |       |          |       |       |          |       |       |          |       |       |          |       |       |          |       |       |          |       |       |
| Mar 2019 | 7,000   | 7,200                            |  |       |       |                |          |       |       |          |       |       |          |       |       |          |       |       |          |       |       |          |       |       |          |       |       |          |       |       |          |       |       |          |       |       |          |       |       |          |       |       |
| May 2019 | 7,000   | 7,000                            |  |       |       |                |          |       |       |          |       |       |          |       |       |          |       |       |          |       |       |          |       |       |          |       |       |          |       |       |          |       |       |          |       |       |          |       |       |          |       |       |
| Jul 2019 | 7,000   | 6,800                            |  |       |       |                |          |       |       |          |       |       |          |       |       |          |       |       |          |       |       |          |       |       |          |       |       |          |       |       |          |       |       |          |       |       |          |       |       |          |       |       |
| Sep 2019 | 7,000   | 6,600                            |  |       |       |                |          |       |       |          |       |       |          |       |       |          |       |       |          |       |       |          |       |       |          |       |       |          |       |       |          |       |       |          |       |       |          |       |       |          |       |       |
| Nov 2019 | 7,000   | 6,400                            |  |       |       |                |          |       |       |          |       |       |          |       |       |          |       |       |          |       |       |          |       |       |          |       |       |          |       |       |          |       |       |          |       |       |          |       |       |          |       |       |
| Jan 2020 | 7,500   | 6,200                            |  |       |       |                |          |       |       |          |       |       |          |       |       |          |       |       |          |       |       |          |       |       |          |       |       |          |       |       |          |       |       |          |       |       |          |       |       |          |       |       |
| Mar 2020 | 7,000   | 6,000                            |  |       |       |                |          |       |       |          |       |       |          |       |       |          |       |       |          |       |       |          |       |       |          |       |       |          |       |       |          |       |       |          |       |       |          |       |       |          |       |       |
| May 2020 | 1,000   | 5,000                            |  |       |       |                |          |       |       |          |       |       |          |       |       |          |       |       |          |       |       |          |       |       |          |       |       |          |       |       |          |       |       |          |       |       |          |       |       |          |       |       |



Medicaid Section 1115 SUD Demonstrations Monitoring Report – Part B Version 3.0  
 Pennsylvania Coverage for Former Foster Care Youth from a Different State and Substance Use Disorder (SUD) Demonstration

| Prompt   | State has no trends/<br>update to<br>report (place<br>an X) | Related<br>metric(s)<br>(if any) | State response  |       |       |                |          |      |      |     |      |      |     |      |      |     |      |      |     |      |      |     |      |      |          |      |      |     |      |      |     |      |      |     |      |      |     |      |      |     |      |      |     |      |      |     |      |      |     |      |      |     |      |      |     |      |      |     |      |     |          |      |     |     |      |     |     |      |     |     |     |     |     |     |     |      |     |     |
|----------|---|----------------------------------|---|-------|-------|----------------|----------|------|------|-----|------|------|-----|------|------|-----|------|------|-----|------|------|-----|------|------|----------|------|------|-----|------|------|-----|------|------|-----|------|------|-----|------|------|-----|------|------|-----|------|------|-----|------|------|-----|------|------|-----|------|------|-----|------|------|-----|------|-----|----------|------|-----|-----|------|-----|-----|------|-----|-----|-----|-----|-----|-----|-----|------|-----|-----|
|          |   |                                  | <p>Metric #11 reports the number of individuals receiving WM services. The number of individuals receiving WM services is fairly steady over time up until the beginning of the pandemic.</p>  <table border="1"> <caption>Metric #11: Total members receiving Withdrawal Management through DY2Q4</caption> <thead> <tr> <th>Month</th> <th>Total</th> <th>Linear (Total)</th> </tr> </thead> <tbody> <tr><td>Jul 2018</td><td>1650</td><td>1800</td></tr> <tr><td>Aug</td><td>1600</td><td>1750</td></tr> <tr><td>Sep</td><td>1500</td><td>1700</td></tr> <tr><td>Oct</td><td>1550</td><td>1650</td></tr> <tr><td>Nov</td><td>1450</td><td>1600</td></tr> <tr><td>Dec</td><td>1450</td><td>1550</td></tr> <tr><td>Jan 2019</td><td>1700</td><td>1500</td></tr> <tr><td>Feb</td><td>1450</td><td>1450</td></tr> <tr><td>Mar</td><td>1550</td><td>1400</td></tr> <tr><td>Apr</td><td>1500</td><td>1350</td></tr> <tr><td>May</td><td>1700</td><td>1300</td></tr> <tr><td>Jun</td><td>1600</td><td>1250</td></tr> <tr><td>Jul</td><td>1650</td><td>1200</td></tr> <tr><td>Aug</td><td>1600</td><td>1150</td></tr> <tr><td>Sep</td><td>1550</td><td>1100</td></tr> <tr><td>Oct</td><td>1550</td><td>1050</td></tr> <tr><td>Nov</td><td>1400</td><td>1000</td></tr> <tr><td>Dec</td><td>1400</td><td>950</td></tr> <tr><td>Jan 2020</td><td>1700</td><td>900</td></tr> <tr><td>Feb</td><td>1500</td><td>850</td></tr> <tr><td>Mar</td><td>1450</td><td>800</td></tr> <tr><td>Apr</td><td>700</td><td>750</td></tr> <tr><td>May</td><td>300</td><td>700</td></tr> <tr><td>June</td><td>100</td><td>650</td></tr> </tbody> </table> | Month | Total | Linear (Total) | Jul 2018 | 1650 | 1800 | Aug | 1600 | 1750 | Sep | 1500 | 1700 | Oct | 1550 | 1650 | Nov | 1450 | 1600 | Dec | 1450 | 1550 | Jan 2019 | 1700 | 1500 | Feb | 1450 | 1450 | Mar | 1550 | 1400 | Apr | 1500 | 1350 | May | 1700 | 1300 | Jun | 1600 | 1250 | Jul | 1650 | 1200 | Aug | 1600 | 1150 | Sep | 1550 | 1100 | Oct | 1550 | 1050 | Nov | 1400 | 1000 | Dec | 1400 | 950 | Jan 2020 | 1700 | 900 | Feb | 1500 | 850 | Mar | 1450 | 800 | Apr | 700 | 750 | May | 300 | 700 | June | 100 | 650 |
| Month    | Total   | Linear (Total)                   |   |       |       |                |          |      |      |     |      |      |     |      |      |     |      |      |     |      |      |     |      |      |          |      |      |     |      |      |     |      |      |     |      |      |     |      |      |     |      |      |     |      |      |     |      |      |     |      |      |     |      |      |     |      |      |     |      |     |          |      |     |     |      |     |     |      |     |     |     |     |     |     |     |      |     |     |
| Jul 2018 | 1650  | 1800                             |   |       |       |                |          |      |      |     |      |      |     |      |      |     |      |      |     |      |      |     |      |      |          |      |      |     |      |      |     |      |      |     |      |      |     |      |      |     |      |      |     |      |      |     |      |      |     |      |      |     |      |      |     |      |      |     |      |     |          |      |     |     |      |     |     |      |     |     |     |     |     |     |     |      |     |     |
| Aug      | 1600  | 1750                             |   |       |       |                |          |      |      |     |      |      |     |      |      |     |      |      |     |      |      |     |      |      |          |      |      |     |      |      |     |      |      |     |      |      |     |      |      |     |      |      |     |      |      |     |      |      |     |      |      |     |      |      |     |      |      |     |      |     |          |      |     |     |      |     |     |      |     |     |     |     |     |     |     |      |     |     |
| Sep      | 1500  | 1700                             |   |       |       |                |          |      |      |     |      |      |     |      |      |     |      |      |     |      |      |     |      |      |          |      |      |     |      |      |     |      |      |     |      |      |     |      |      |     |      |      |     |      |      |     |      |      |     |      |      |     |      |      |     |      |      |     |      |     |          |      |     |     |      |     |     |      |     |     |     |     |     |     |     |      |     |     |
| Oct      | 1550  | 1650                             |   |       |       |                |          |      |      |     |      |      |     |      |      |     |      |      |     |      |      |     |      |      |          |      |      |     |      |      |     |      |      |     |      |      |     |      |      |     |      |      |     |      |      |     |      |      |     |      |      |     |      |      |     |      |      |     |      |     |          |      |     |     |      |     |     |      |     |     |     |     |     |     |     |      |     |     |
| Nov      | 1450  | 1600                             |   |       |       |                |          |      |      |     |      |      |     |      |      |     |      |      |     |      |      |     |      |      |          |      |      |     |      |      |     |      |      |     |      |      |     |      |      |     |      |      |     |      |      |     |      |      |     |      |      |     |      |      |     |      |      |     |      |     |          |      |     |     |      |     |     |      |     |     |     |     |     |     |     |      |     |     |
| Dec      | 1450  | 1550                             |   |       |       |                |          |      |      |     |      |      |     |      |      |     |      |      |     |      |      |     |      |      |          |      |      |     |      |      |     |      |      |     |      |      |     |      |      |     |      |      |     |      |      |     |      |      |     |      |      |     |      |      |     |      |      |     |      |     |          |      |     |     |      |     |     |      |     |     |     |     |     |     |     |      |     |     |
| Jan 2019 | 1700  | 1500                             |   |       |       |                |          |      |      |     |      |      |     |      |      |     |      |      |     |      |      |     |      |      |          |      |      |     |      |      |     |      |      |     |      |      |     |      |      |     |      |      |     |      |      |     |      |      |     |      |      |     |      |      |     |      |      |     |      |     |          |      |     |     |      |     |     |      |     |     |     |     |     |     |     |      |     |     |
| Feb      | 1450  | 1450                             |   |       |       |                |          |      |      |     |      |      |     |      |      |     |      |      |     |      |      |     |      |      |          |      |      |     |      |      |     |      |      |     |      |      |     |      |      |     |      |      |     |      |      |     |      |      |     |      |      |     |      |      |     |      |      |     |      |     |          |      |     |     |      |     |     |      |     |     |     |     |     |     |     |      |     |     |
| Mar      | 1550  | 1400                             |   |       |       |                |          |      |      |     |      |      |     |      |      |     |      |      |     |      |      |     |      |      |          |      |      |     |      |      |     |      |      |     |      |      |     |      |      |     |      |      |     |      |      |     |      |      |     |      |      |     |      |      |     |      |      |     |      |     |          |      |     |     |      |     |     |      |     |     |     |     |     |     |     |      |     |     |
| Apr      | 1500  | 1350                             |   |       |       |                |          |      |      |     |      |      |     |      |      |     |      |      |     |      |      |     |      |      |          |      |      |     |      |      |     |      |      |     |      |      |     |      |      |     |      |      |     |      |      |     |      |      |     |      |      |     |      |      |     |      |      |     |      |     |          |      |     |     |      |     |     |      |     |     |     |     |     |     |     |      |     |     |
| May      | 1700  | 1300                             |   |       |       |                |          |      |      |     |      |      |     |      |      |     |      |      |     |      |      |     |      |      |          |      |      |     |      |      |     |      |      |     |      |      |     |      |      |     |      |      |     |      |      |     |      |      |     |      |      |     |      |      |     |      |      |     |      |     |          |      |     |     |      |     |     |      |     |     |     |     |     |     |     |      |     |     |
| Jun      | 1600  | 1250                             |   |       |       |                |          |      |      |     |      |      |     |      |      |     |      |      |     |      |      |     |      |      |          |      |      |     |      |      |     |      |      |     |      |      |     |      |      |     |      |      |     |      |      |     |      |      |     |      |      |     |      |      |     |      |      |     |      |     |          |      |     |     |      |     |     |      |     |     |     |     |     |     |     |      |     |     |
| Jul      | 1650  | 1200                             |   |       |       |                |          |      |      |     |      |      |     |      |      |     |      |      |     |      |      |     |      |      |          |      |      |     |      |      |     |      |      |     |      |      |     |      |      |     |      |      |     |      |      |     |      |      |     |      |      |     |      |      |     |      |      |     |      |     |          |      |     |     |      |     |     |      |     |     |     |     |     |     |     |      |     |     |
| Aug      | 1600  | 1150                             |   |       |       |                |          |      |      |     |      |      |     |      |      |     |      |      |     |      |      |     |      |      |          |      |      |     |      |      |     |      |      |     |      |      |     |      |      |     |      |      |     |      |      |     |      |      |     |      |      |     |      |      |     |      |      |     |      |     |          |      |     |     |      |     |     |      |     |     |     |     |     |     |     |      |     |     |
| Sep      | 1550  | 1100                             |   |       |       |                |          |      |      |     |      |      |     |      |      |     |      |      |     |      |      |     |      |      |          |      |      |     |      |      |     |      |      |     |      |      |     |      |      |     |      |      |     |      |      |     |      |      |     |      |      |     |      |      |     |      |      |     |      |     |          |      |     |     |      |     |     |      |     |     |     |     |     |     |     |      |     |     |
| Oct      | 1550  | 1050                             |   |       |       |                |          |      |      |     |      |      |     |      |      |     |      |      |     |      |      |     |      |      |          |      |      |     |      |      |     |      |      |     |      |      |     |      |      |     |      |      |     |      |      |     |      |      |     |      |      |     |      |      |     |      |      |     |      |     |          |      |     |     |      |     |     |      |     |     |     |     |     |     |     |      |     |     |
| Nov      | 1400  | 1000                             |   |       |       |                |          |      |      |     |      |      |     |      |      |     |      |      |     |      |      |     |      |      |          |      |      |     |      |      |     |      |      |     |      |      |     |      |      |     |      |      |     |      |      |     |      |      |     |      |      |     |      |      |     |      |      |     |      |     |          |      |     |     |      |     |     |      |     |     |     |     |     |     |     |      |     |     |
| Dec      | 1400  | 950                              |   |       |       |                |          |      |      |     |      |      |     |      |      |     |      |      |     |      |      |     |      |      |          |      |      |     |      |      |     |      |      |     |      |      |     |      |      |     |      |      |     |      |      |     |      |      |     |      |      |     |      |      |     |      |      |     |      |     |          |      |     |     |      |     |     |      |     |     |     |     |     |     |     |      |     |     |
| Jan 2020 | 1700  | 900                              |   |       |       |                |          |      |      |     |      |      |     |      |      |     |      |      |     |      |      |     |      |      |          |      |      |     |      |      |     |      |      |     |      |      |     |      |      |     |      |      |     |      |      |     |      |      |     |      |      |     |      |      |     |      |      |     |      |     |          |      |     |     |      |     |     |      |     |     |     |     |     |     |     |      |     |     |
| Feb      | 1500  | 850                              |   |       |       |                |          |      |      |     |      |      |     |      |      |     |      |      |     |      |      |     |      |      |          |      |      |     |      |      |     |      |      |     |      |      |     |      |      |     |      |      |     |      |      |     |      |      |     |      |      |     |      |      |     |      |      |     |      |     |          |      |     |     |      |     |     |      |     |     |     |     |     |     |     |      |     |     |
| Mar      | 1450  | 800                              |   |       |       |                |          |      |      |     |      |      |     |      |      |     |      |      |     |      |      |     |      |      |          |      |      |     |      |      |     |      |      |     |      |      |     |      |      |     |      |      |     |      |      |     |      |      |     |      |      |     |      |      |     |      |      |     |      |     |          |      |     |     |      |     |     |      |     |     |     |     |     |     |     |      |     |     |
| Apr      | 700   | 750                              |   |       |       |                |          |      |      |     |      |      |     |      |      |     |      |      |     |      |      |     |      |      |          |      |      |     |      |      |     |      |      |     |      |      |     |      |      |     |      |      |     |      |      |     |      |      |     |      |      |     |      |      |     |      |      |     |      |     |          |      |     |     |      |     |     |      |     |     |     |     |     |     |     |      |     |     |
| May      | 300   | 700                              |   |       |       |                |          |      |      |     |      |      |     |      |      |     |      |      |     |      |      |     |      |      |          |      |      |     |      |      |     |      |      |     |      |      |     |      |      |     |      |      |     |      |      |     |      |      |     |      |      |     |      |      |     |      |      |     |      |     |          |      |     |     |      |     |     |      |     |     |     |     |     |     |     |      |     |     |
| June     | 100   | 650                              |   |       |       |                |          |      |      |     |      |      |     |      |      |     |      |      |     |      |      |     |      |      |          |      |      |     |      |      |     |      |      |     |      |      |     |      |      |     |      |      |     |      |      |     |      |      |     |      |      |     |      |      |     |      |      |     |      |     |          |      |     |     |      |     |     |      |     |     |     |     |     |     |     |      |     |     |

Medicaid Section 1115 SUD Demonstrations Monitoring Report – Part B Version 3.0  
 Pennsylvania Coverage for Former Foster Care Youth from a Different State and Substance Use Disorder (SUD) Demonstration

| Prompt   | State has no trends/<br>update to report (place an X) | Related metric(s) (if any) | State response  |       |       |                |          |        |        |     |        |        |     |        |        |     |        |        |     |        |        |     |        |        |          |        |        |     |        |        |     |        |        |     |        |        |     |        |        |     |        |        |     |        |        |     |        |        |     |        |        |     |        |        |     |        |        |     |        |        |          |        |        |     |        |        |     |        |        |     |        |        |     |        |        |      |       |        |
|----------|---|----------------------------|---|-------|-------|----------------|----------|--------|--------|-----|--------|--------|-----|--------|--------|-----|--------|--------|-----|--------|--------|-----|--------|--------|----------|--------|--------|-----|--------|--------|-----|--------|--------|-----|--------|--------|-----|--------|--------|-----|--------|--------|-----|--------|--------|-----|--------|--------|-----|--------|--------|-----|--------|--------|-----|--------|--------|-----|--------|--------|----------|--------|--------|-----|--------|--------|-----|--------|--------|-----|--------|--------|-----|--------|--------|------|-------|--------|
|          |   |                            | <p>Metric #12 reports the number of individuals receiving MAT services. About 50% of the increase in 2019 was due to the implementation of Centers of Excellence and initiatives in the Commonwealth to increase MAT usage. MAT for dual eligibles dropped starting January 1, 2020 because of Medicare’s new coverage of MAT.</p> <div data-bbox="940 654 1879 1271" data-label="Figure"> <table border="1"> <caption>Metric #12: Total number of members receiving MAT through DY2Q4</caption> <thead> <tr> <th>Month</th> <th>Total</th> <th>Linear (Total)</th> </tr> </thead> <tbody> <tr><td>Jul 2018</td><td>36,000</td><td>45,000</td></tr> <tr><td>Aug</td><td>38,000</td><td>44,500</td></tr> <tr><td>Sep</td><td>37,000</td><td>44,000</td></tr> <tr><td>Oct</td><td>43,000</td><td>43,500</td></tr> <tr><td>Nov</td><td>40,000</td><td>43,000</td></tr> <tr><td>Dec</td><td>38,000</td><td>42,500</td></tr> <tr><td>Jan 2019</td><td>45,000</td><td>42,000</td></tr> <tr><td>Feb</td><td>42,000</td><td>41,500</td></tr> <tr><td>Mar</td><td>44,000</td><td>41,000</td></tr> <tr><td>Apr</td><td>40,000</td><td>40,500</td></tr> <tr><td>May</td><td>38,000</td><td>40,000</td></tr> <tr><td>Jun</td><td>37,000</td><td>39,500</td></tr> <tr><td>Jul</td><td>37,000</td><td>39,000</td></tr> <tr><td>Aug</td><td>37,000</td><td>38,500</td></tr> <tr><td>Sep</td><td>37,000</td><td>38,000</td></tr> <tr><td>Oct</td><td>40,000</td><td>37,500</td></tr> <tr><td>Nov</td><td>36,000</td><td>37,000</td></tr> <tr><td>Dec</td><td>36,000</td><td>36,500</td></tr> <tr><td>Jan 2020</td><td>34,000</td><td>36,000</td></tr> <tr><td>Feb</td><td>35,000</td><td>35,500</td></tr> <tr><td>Mar</td><td>32,000</td><td>35,000</td></tr> <tr><td>Apr</td><td>22,000</td><td>34,500</td></tr> <tr><td>May</td><td>18,000</td><td>34,000</td></tr> <tr><td>June</td><td>5,000</td><td>33,500</td></tr> </tbody> </table> </div> <p>Metric #36 is an annual metric and reported for DY1 in the DY2Q1 report for the first time. There is no trend because it was a baseline metric.</p> | Month | Total | Linear (Total) | Jul 2018 | 36,000 | 45,000 | Aug | 38,000 | 44,500 | Sep | 37,000 | 44,000 | Oct | 43,000 | 43,500 | Nov | 40,000 | 43,000 | Dec | 38,000 | 42,500 | Jan 2019 | 45,000 | 42,000 | Feb | 42,000 | 41,500 | Mar | 44,000 | 41,000 | Apr | 40,000 | 40,500 | May | 38,000 | 40,000 | Jun | 37,000 | 39,500 | Jul | 37,000 | 39,000 | Aug | 37,000 | 38,500 | Sep | 37,000 | 38,000 | Oct | 40,000 | 37,500 | Nov | 36,000 | 37,000 | Dec | 36,000 | 36,500 | Jan 2020 | 34,000 | 36,000 | Feb | 35,000 | 35,500 | Mar | 32,000 | 35,000 | Apr | 22,000 | 34,500 | May | 18,000 | 34,000 | June | 5,000 | 33,500 |
| Month    | Total   | Linear (Total)             |   |       |       |                |          |        |        |     |        |        |     |        |        |     |        |        |     |        |        |     |        |        |          |        |        |     |        |        |     |        |        |     |        |        |     |        |        |     |        |        |     |        |        |     |        |        |     |        |        |     |        |        |     |        |        |     |        |        |          |        |        |     |        |        |     |        |        |     |        |        |     |        |        |      |       |        |
| Jul 2018 | 36,000  | 45,000                     |   |       |       |                |          |        |        |     |        |        |     |        |        |     |        |        |     |        |        |     |        |        |          |        |        |     |        |        |     |        |        |     |        |        |     |        |        |     |        |        |     |        |        |     |        |        |     |        |        |     |        |        |     |        |        |     |        |        |          |        |        |     |        |        |     |        |        |     |        |        |     |        |        |      |       |        |
| Aug      | 38,000  | 44,500                     |   |       |       |                |          |        |        |     |        |        |     |        |        |     |        |        |     |        |        |     |        |        |          |        |        |     |        |        |     |        |        |     |        |        |     |        |        |     |        |        |     |        |        |     |        |        |     |        |        |     |        |        |     |        |        |     |        |        |          |        |        |     |        |        |     |        |        |     |        |        |     |        |        |      |       |        |
| Sep      | 37,000  | 44,000                     |   |       |       |                |          |        |        |     |        |        |     |        |        |     |        |        |     |        |        |     |        |        |          |        |        |     |        |        |     |        |        |     |        |        |     |        |        |     |        |        |     |        |        |     |        |        |     |        |        |     |        |        |     |        |        |     |        |        |          |        |        |     |        |        |     |        |        |     |        |        |     |        |        |      |       |        |
| Oct      | 43,000  | 43,500                     |   |       |       |                |          |        |        |     |        |        |     |        |        |     |        |        |     |        |        |     |        |        |          |        |        |     |        |        |     |        |        |     |        |        |     |        |        |     |        |        |     |        |        |     |        |        |     |        |        |     |        |        |     |        |        |     |        |        |          |        |        |     |        |        |     |        |        |     |        |        |     |        |        |      |       |        |
| Nov      | 40,000  | 43,000                     |   |       |       |                |          |        |        |     |        |        |     |        |        |     |        |        |     |        |        |     |        |        |          |        |        |     |        |        |     |        |        |     |        |        |     |        |        |     |        |        |     |        |        |     |        |        |     |        |        |     |        |        |     |        |        |     |        |        |          |        |        |     |        |        |     |        |        |     |        |        |     |        |        |      |       |        |
| Dec      | 38,000  | 42,500                     |   |       |       |                |          |        |        |     |        |        |     |        |        |     |        |        |     |        |        |     |        |        |          |        |        |     |        |        |     |        |        |     |        |        |     |        |        |     |        |        |     |        |        |     |        |        |     |        |        |     |        |        |     |        |        |     |        |        |          |        |        |     |        |        |     |        |        |     |        |        |     |        |        |      |       |        |
| Jan 2019 | 45,000  | 42,000                     |   |       |       |                |          |        |        |     |        |        |     |        |        |     |        |        |     |        |        |     |        |        |          |        |        |     |        |        |     |        |        |     |        |        |     |        |        |     |        |        |     |        |        |     |        |        |     |        |        |     |        |        |     |        |        |     |        |        |          |        |        |     |        |        |     |        |        |     |        |        |     |        |        |      |       |        |
| Feb      | 42,000  | 41,500                     |   |       |       |                |          |        |        |     |        |        |     |        |        |     |        |        |     |        |        |     |        |        |          |        |        |     |        |        |     |        |        |     |        |        |     |        |        |     |        |        |     |        |        |     |        |        |     |        |        |     |        |        |     |        |        |     |        |        |          |        |        |     |        |        |     |        |        |     |        |        |     |        |        |      |       |        |
| Mar      | 44,000  | 41,000                     |   |       |       |                |          |        |        |     |        |        |     |        |        |     |        |        |     |        |        |     |        |        |          |        |        |     |        |        |     |        |        |     |        |        |     |        |        |     |        |        |     |        |        |     |        |        |     |        |        |     |        |        |     |        |        |     |        |        |          |        |        |     |        |        |     |        |        |     |        |        |     |        |        |      |       |        |
| Apr      | 40,000  | 40,500                     |   |       |       |                |          |        |        |     |        |        |     |        |        |     |        |        |     |        |        |     |        |        |          |        |        |     |        |        |     |        |        |     |        |        |     |        |        |     |        |        |     |        |        |     |        |        |     |        |        |     |        |        |     |        |        |     |        |        |          |        |        |     |        |        |     |        |        |     |        |        |     |        |        |      |       |        |
| May      | 38,000  | 40,000                     |   |       |       |                |          |        |        |     |        |        |     |        |        |     |        |        |     |        |        |     |        |        |          |        |        |     |        |        |     |        |        |     |        |        |     |        |        |     |        |        |     |        |        |     |        |        |     |        |        |     |        |        |     |        |        |     |        |        |          |        |        |     |        |        |     |        |        |     |        |        |     |        |        |      |       |        |
| Jun      | 37,000  | 39,500                     |   |       |       |                |          |        |        |     |        |        |     |        |        |     |        |        |     |        |        |     |        |        |          |        |        |     |        |        |     |        |        |     |        |        |     |        |        |     |        |        |     |        |        |     |        |        |     |        |        |     |        |        |     |        |        |     |        |        |          |        |        |     |        |        |     |        |        |     |        |        |     |        |        |      |       |        |
| Jul      | 37,000  | 39,000                     |   |       |       |                |          |        |        |     |        |        |     |        |        |     |        |        |     |        |        |     |        |        |          |        |        |     |        |        |     |        |        |     |        |        |     |        |        |     |        |        |     |        |        |     |        |        |     |        |        |     |        |        |     |        |        |     |        |        |          |        |        |     |        |        |     |        |        |     |        |        |     |        |        |      |       |        |
| Aug      | 37,000  | 38,500                     |   |       |       |                |          |        |        |     |        |        |     |        |        |     |        |        |     |        |        |     |        |        |          |        |        |     |        |        |     |        |        |     |        |        |     |        |        |     |        |        |     |        |        |     |        |        |     |        |        |     |        |        |     |        |        |     |        |        |          |        |        |     |        |        |     |        |        |     |        |        |     |        |        |      |       |        |
| Sep      | 37,000  | 38,000                     |   |       |       |                |          |        |        |     |        |        |     |        |        |     |        |        |     |        |        |     |        |        |          |        |        |     |        |        |     |        |        |     |        |        |     |        |        |     |        |        |     |        |        |     |        |        |     |        |        |     |        |        |     |        |        |     |        |        |          |        |        |     |        |        |     |        |        |     |        |        |     |        |        |      |       |        |
| Oct      | 40,000  | 37,500                     |   |       |       |                |          |        |        |     |        |        |     |        |        |     |        |        |     |        |        |     |        |        |          |        |        |     |        |        |     |        |        |     |        |        |     |        |        |     |        |        |     |        |        |     |        |        |     |        |        |     |        |        |     |        |        |     |        |        |          |        |        |     |        |        |     |        |        |     |        |        |     |        |        |      |       |        |
| Nov      | 36,000  | 37,000                     |   |       |       |                |          |        |        |     |        |        |     |        |        |     |        |        |     |        |        |     |        |        |          |        |        |     |        |        |     |        |        |     |        |        |     |        |        |     |        |        |     |        |        |     |        |        |     |        |        |     |        |        |     |        |        |     |        |        |          |        |        |     |        |        |     |        |        |     |        |        |     |        |        |      |       |        |
| Dec      | 36,000  | 36,500                     |   |       |       |                |          |        |        |     |        |        |     |        |        |     |        |        |     |        |        |     |        |        |          |        |        |     |        |        |     |        |        |     |        |        |     |        |        |     |        |        |     |        |        |     |        |        |     |        |        |     |        |        |     |        |        |     |        |        |          |        |        |     |        |        |     |        |        |     |        |        |     |        |        |      |       |        |
| Jan 2020 | 34,000  | 36,000                     |   |       |       |                |          |        |        |     |        |        |     |        |        |     |        |        |     |        |        |     |        |        |          |        |        |     |        |        |     |        |        |     |        |        |     |        |        |     |        |        |     |        |        |     |        |        |     |        |        |     |        |        |     |        |        |     |        |        |          |        |        |     |        |        |     |        |        |     |        |        |     |        |        |      |       |        |
| Feb      | 35,000  | 35,500                     |   |       |       |                |          |        |        |     |        |        |     |        |        |     |        |        |     |        |        |     |        |        |          |        |        |     |        |        |     |        |        |     |        |        |     |        |        |     |        |        |     |        |        |     |        |        |     |        |        |     |        |        |     |        |        |     |        |        |          |        |        |     |        |        |     |        |        |     |        |        |     |        |        |      |       |        |
| Mar      | 32,000  | 35,000                     |   |       |       |                |          |        |        |     |        |        |     |        |        |     |        |        |     |        |        |     |        |        |          |        |        |     |        |        |     |        |        |     |        |        |     |        |        |     |        |        |     |        |        |     |        |        |     |        |        |     |        |        |     |        |        |     |        |        |          |        |        |     |        |        |     |        |        |     |        |        |     |        |        |      |       |        |
| Apr      | 22,000  | 34,500                     |   |       |       |                |          |        |        |     |        |        |     |        |        |     |        |        |     |        |        |     |        |        |          |        |        |     |        |        |     |        |        |     |        |        |     |        |        |     |        |        |     |        |        |     |        |        |     |        |        |     |        |        |     |        |        |     |        |        |          |        |        |     |        |        |     |        |        |     |        |        |     |        |        |      |       |        |
| May      | 18,000  | 34,000                     |   |       |       |                |          |        |        |     |        |        |     |        |        |     |        |        |     |        |        |     |        |        |          |        |        |     |        |        |     |        |        |     |        |        |     |        |        |     |        |        |     |        |        |     |        |        |     |        |        |     |        |        |     |        |        |     |        |        |          |        |        |     |        |        |     |        |        |     |        |        |     |        |        |      |       |        |
| June     | 5,000   | 33,500                     |   |       |       |                |          |        |        |     |        |        |     |        |        |     |        |        |     |        |        |     |        |        |          |        |        |     |        |        |     |        |        |     |        |        |     |        |        |     |        |        |     |        |        |     |        |        |     |        |        |     |        |        |     |        |        |     |        |        |          |        |        |     |        |        |     |        |        |     |        |        |     |        |        |      |       |        |

Medicaid Section 1115 SUD Demonstrations Monitoring Report – Part B Version 3.0  
 Pennsylvania Coverage for Former Foster Care Youth from a Different State and Substance Use Disorder (SUD) Demonstration

| Prompt   | State has no trends/<br>update to report (place an X) | Related metric(s) (if any) | State response  |
|--|---|----------------------------|---|
| <b>2.2 Implementation update</b>   |   |                            |   |
| 2.2.1 Compared to the demonstration design and operational details, the state expects to make the following changes to:<br>2.2.1.i. Planned activities to improve access to SUD treatment services across the continuum of care for Medicaid beneficiaries (e.g. outpatient services, intensive outpatient services, medication- | X   |                            | <p><b>DY2Q3 and DY2Q4:</b> The transition to the use of ASAM in assessments and treatment planning is proceeding well. Pennsylvania has about 8,700 individuals trained in use of ASAM skill training and use of the LOC tool and placement determinations. The Commonwealth has both in-person and online training active. The transition to using ASAM LOC for a placement tool is also going well given the caveat that the Commonwealth has not fully transitioned to the ASAM service descriptions.</p> <p><b>DY2Q2 Summary:</b></p> <ul style="list-style-type: none"> <li>• DDAP has completed provider assessments based on historical requirements (e.g., PHP required 10 hours of clinical care historically instead of 20 hours required in ASAM), so the assessment results may not align with ASAM standards and could impact self-assessment results; DDAP reported 8–12 months is needed to update provider qualifications and hope to be done within a year. Programming requirements have not yet been determined, as the comparison of ASAM to licensing requirements is ongoing.</li> <li>• Both DDAP/DHS are in the process of conducting an impact analysis, which will assist in this determination. The Transition Workgroup and an internal DDAP workgroup have reviewed all service descriptions. The impact analysis compares current service delivery and licensing regulations. This analysis will be utilized to guide implementation of types of services, hours of clinical care, credentials of staff, and implementation of requirements.</li> </ul> |

Medicaid Section 1115 SUD Demonstrations Monitoring Report – Part B Version 3.0  
 Pennsylvania Coverage for Former Foster Care Youth from a Different State and Substance Use Disorder (SUD) Demonstration

| Prompt  | State has no trends/<br>update to<br>report (place<br>an X) | Related<br>metric(s)<br>(if any) | State response   |
|---|---|----------------------------------|--|
| assisted treatment, services in intensive residential and inpatient settings, medically supervised withdrawal management) |   |                                  | <ul style="list-style-type: none"> <li>• DDAP continues to draft guidance on the delivery of WM, specifically the ambulatory LOCs 1-WM and 2-WM. Consideration has been given to obtaining subject matter experts via a subcommittee representative of WM providers to ensure accurate reflection of the ASAM criteria, regulatory compliance, etc.</li> <li>• At the advisement of the ASAM Transition Workgroup, a subcommittee has formed to develop best practices for the delivery of individualized care. This guidance will assist the field in applying the criteria holistically as a guide for clinical practice and decision-making rather than just as a LOC placement tool. The committee charter has been drafted and the work-leads have been established; however, recruitment of group members and execution of the committee were postponed until the consultant was on board and could provide input to the process.</li> <li>• The guidelines will be consistent for DDAP-contracted and SUD providers that are Medicaid enrolled, but not contracted with DDAP. The new requirements include expectations of access to MAT in residential settings. SUD treatment providers must offer access and/or facilitate patient access to MAT while in residential settings.</li> <li>• Simultaneously, the ASAM Transition Workgroup is exploring the service definitions as described in ASAM. In addition, there is a comparison to Pennsylvania regulations to determine if the descriptions can be adopted as written, or if any modifications are required for implementation in Pennsylvania.</li> </ul> |

Medicaid Section 1115 SUD Demonstrations Monitoring Report – Part B Version 3.0  
 Pennsylvania Coverage for Former Foster Care Youth from a Different State and Substance Use Disorder (SUD) Demonstration

| Prompt | State has no trends/<br>update to report (place an X) | Related metric(s) (if any) | State response   |
|--------|---|----------------------------|--|
|        |   |                            | <ul style="list-style-type: none"> <li>The provider self-assessment surveys have been completed. Preliminary designations by self-report have been issued to providers and payers via DDAP/DHS listserv and by posting on DDAP's website. Self-assessment for new providers is available on an ongoing basis and the designation list will be updated periodically. The self-assessment from providers is based on staffing, not on service description. Once the comparison to the regulations is completed and a determination is made regarding applicability, DDAP will hold provider meetings to outline any changes to service descriptions as indicated in ASAM. Once fully adopted, a provider will be confirmed as a specific LOC based upon the preliminary self-designation coupled with their ability/compliance in delivering the service as determined. Identification of providers who are contracted with the SCAs versus Medicaid is in process. A second round of self-assessment surveys were issued regarding staffing/designation for residential service since many providers did not participate in the previous survey. An internal impact analysis regarding the adoption of the service descriptions was conducted to determine if regulation would allow full adoption of services as indicated by the criteria. This is being reviewed by DDAP Executive staff and a parallel assessment is in process by the ASAM Transition Workgroup.</li> </ul> <p>The guidelines will essentially serve as a Provider Manual. The guidelines will be widely distributed and posted. DDAP reported they are developing a manual currently that will be available on the DDAP website. DDAP issued ASAM admission criteria guidance to their contracted providers in May 2018, communicated continued stay, and discharge criteria in March</p> |

Medicaid Section 1115 SUD Demonstrations Monitoring Report – Part B Version 3.0  
 Pennsylvania Coverage for Former Foster Care Youth from a Different State and Substance Use Disorder (SUD) Demonstration

| Prompt   | State has no trends/<br>update to<br>report (place<br>an X) | Related<br>metric(s)<br>(if any) | State response  |
|--|---|----------------------------------|---|
|  |   |                                  | <p>2019. OMHSAS shared this information with Primary Contractors (PCs)/BH-MCOs. The May 2018 Guidance and the Continued Stay information issued in March went out to all providers on the DDAP listserv regardless of whether they are contracted with SCAs/BH-MCOs. However, while all licensed providers have been encouraged to use the ASAM criteria as best practice, the requirement to use ASAM criteria only applies to contracted providers. DDAP and the ASAM Transition Workgroup has been addressing updates to the "Guidance for Application of ASAM in PA's SUD System of Care". The anticipated completion date for these edits is August, with wide distribution across both DDAP/SCA and BH-MCO contracted providers. The ASAM Guidance document was updated in August of 2019 to eliminate redundancy and to assist with closer compliance with the criteria. Other changes that occurred were edits to include necessary information that had not been included in the first publication such as admission, continued stay and discharge guidelines, as well as a simplified name change. The revised document has been widely disseminated and is posted on the DDAP website.</p> |
| <p>2.2.1.ii. SUD benefit coverage under the Medicaid state plan or the Expenditure Authority, particularly for</p> |   |                                  | <p>Providers are utilizing ASAM Criteria for admission determinations of LOC, but because the service definitions are not aligned yet service, delivery is not yet aligned with ASAM. SCAs, who do screening and assessment, are using ASAM for placement criteria but because the service providers are just getting started with the new provider standards, the Commonwealth cannot fully assess the transition. Contractually, new provider standards will not go into effect until July 2021. This year is a warm up to the new standards.</p>   |

Medicaid Section 1115 SUD Demonstrations Monitoring Report – Part B Version 3.0  
 Pennsylvania Coverage for Former Foster Care Youth from a Different State and Substance Use Disorder (SUD) Demonstration

| Prompt  | State has no trends/<br>update to report (place an X) | Related metric(s) (if any) | State response  |
|---|---|----------------------------|---|
| residential treatment, medically supervised withdrawal management, and medication-assisted treatment services provided to individual IMDs |   |                            |   |
| 2.2.2 The state expects to make other program changes that may affect metrics related to Milestone 1                                      |   |                            | <p><b>SERVICE ALIGNMENT TO ASAM CRITERIA:</b><br/>                     An ASAM update was released in January 2020 to the provider community.</p> <ul style="list-style-type: none"> <li>• In 2020, DDAP and DHS will be aligning service delivery (hours, service descriptions, staff qualifications) to The ASAM Criteria, 2013.</li> <li>• A systematic “roll out” of service delivery descriptions and expectations will occur during the first half of 2020, beginning with residential services (3.0). DDAP and DHS will be communicating details through in-person discussions, listserv communications, web postings, etc.</li> <li>• DDAP will continue to align with the ASAM Criteria by no longer delineating two types of 3.5 LOC, i.e., 3.5 Rehabilitative and 3.5</li> </ul> |

Medicaid Section 1115 SUD Demonstrations Monitoring Report – Part B Version 3.0  
 Pennsylvania Coverage for Former Foster Care Youth from a Different State and Substance Use Disorder (SUD) Demonstration

| Prompt | State has no trends/<br>update to report (place an X) | Related metric(s) (if any) | State response   |
|--------|---|----------------------------|--|
|        |   |                            | <p>Habilitative. Services including length of stay within a 3.5 LOC should be determined based on the identified needs of the individual within those programs.</p> <ul style="list-style-type: none"> <li>• This change will not result in any loss of capacity or changes in licensing. The focus on providing services that meet the needs of each individual and not the length of stay should support overall quality and continuity of service efforts.</li> <li>• Those specialized 3.5 programs, which have been longer in length, and more intense in service, specifically PWWC services and those programs that have a criminal justice component still have the capacity to offer the services that are necessary, requesting the amount of time needed to address needs identified in the six-dimensional assessment/re-assessment. Client need should always drive length of stay and not be program-driven.</li> <li>• DDAP/DHS expects to be fully aligned with service delivery in 2021.</li> <li>• Compliance with the fully aligned ASAM continuum is expected by July 2022.</li> </ul> |



Medicaid Section 1115 SUD Demonstrations Monitoring Report – Part B Version 3.0  
 Pennsylvania Coverage for Former Foster Care Youth from a Different State and Substance Use Disorder (SUD) Demonstration

| Prompt   | State has no trends/<br>update to<br>report (place<br>an X) | Related<br>metric(s)<br>(if any) | State response   |
|--|---|----------------------------------|--|
| <b>3. Use of Evidence-based, SUD-specific Patient Placement Criteria (Milestone 2)</b>   |   |                                  |  |
| <b>3.1 Metric trends</b>   |   |                                  |  |
| 3.1.1 The state reports the following metric trends, including all changes (+ or -) greater than 2 percent related to Milestone 2  | X   |                                  | There are no CMS-provided metrics related to Milestone 2.  |
| <b>3.2. Implementation update</b>  |   |                                  |  |
| 3.2.1 Compared to the demonstration design and operational details, the state expects to make the following changes to:<br><br>3.2.1.i. Planned activities to improve providers' use of evidence-based, SUD-specific | X   |                                  | <p><b>DY2Q2 Summary:</b><br/>                     DDAP issued guidance to the counties to use The ASAM admission criteria as of May 1, 2018. On March 1, 2019, The ASAM Criteria was required for treatment plans, continued stay and discharge criteria.</p> <p><b>TRAINING UPDATES:</b></p> <ul style="list-style-type: none"> <li>To date, nearly 8,700 Pennsylvania professionals have been trained in the use of The ASAM Criteria, 2013 via two-day, in-person training events.</li> <li>As of January 1, 2020, DDAP has added an online option to its approved.</li> <li>ASAM Criteria, 2013 trainings. Online modules 1 and 2 offered by The Change Companies or the in-person trainings offered by Train for Change can now satisfy the training requirement. Details about online ASAM Criteria, 2013 training is on DDAP's website:<br/> <a href="https://www.ddap.pa.gov/Professionals/Documents/ASAM%20Page/ASAM%20Training%20Notice%207.10.pdf">https://www.ddap.pa.gov/Professionals/Documents/ASAM%20Page/ASAM%20Training%20Notice%207.10.pdf</a></li> </ul> |

Medicaid Section 1115 SUD Demonstrations Monitoring Report – Part B Version 3.0  
 Pennsylvania Coverage for Former Foster Care Youth from a Different State and Substance Use Disorder (SUD) Demonstration

| Prompt  | State has no trends/<br>update to report (place an X) | Related metric(s) (if any) | State response  |
|---|---|----------------------------|---|
| placement criteria  |   |                            | <ul style="list-style-type: none"> <li>In-person trainings will be scheduled at the discretion of DDAP and other sponsoring entities or as arranged independently with Train for Change.</li> </ul> |
| 3.2.1.ii. Implementation of a utilization management approach to ensure (a) beneficiaries have access to SUD services at the appropriate LOC, (b) interventions are appropriate for the diagnosis and LOC, or (c) use of independent process for reviewing placement in | X   |                            | <b>No changes are anticipated.</b>  |

Medicaid Section 1115 SUD Demonstrations Monitoring Report – Part B Version 3.0  
 Pennsylvania Coverage for Former Foster Care Youth from a Different State and Substance Use Disorder (SUD) Demonstration

| Prompt   | State has no trends/<br>update to report (place an X) | Related metric(s) (if any) | State response                     |
|--|---|----------------------------|------------------------------------|
| residential treatment settings   |   |                            |                                    |
| 3.2.2 The state expects to make other program changes that may affect metrics related to Milestone 2 | X   |                            | <b>No changes are anticipated.</b> |

Medicaid Section 1115 SUD Demonstrations Monitoring Report – Part B Version 3.0  
 Pennsylvania Coverage for Former Foster Care Youth from a Different State and Substance Use Disorder (SUD) Demonstration

| Prompt  | State has no trends/<br>update to report (place an X) | Related metric(s) (if any) | State response  |
|---|---|----------------------------|---|
| <b>4. Use of Nationally Recognized SUD-specific Program Standards to Set Provider Qualifications for Residential Treatment Facilities (Milestone 3)</b>   |   |                            |   |
| <b>4.1 Metric trends</b>  |   |                            |   |
| 4.1.1 The state reports the following metric trends, including all changes (+ or -) greater than 2 percent related to Milestone 3<br><br><i>Note: There are no CMS-provided metrics related to Milestone 3. If the state did not identify any metrics for reporting this milestone, the state should indicate it has no update to report.</i> | X   |                            | There are no CMS-provided metrics related to Milestone 3.   |
| <b>4.2 Implementation update</b>  |   |                            |   |
| 4.2.1 Compared to the demonstration design and operational details, the state   |   |                            | OMHSAS and DDAP have had challenges implementing residential provider alignment with ASAM due to the size of the system, trying to coordinate the transition with so many providers trying to do things in the designated timeframes. The Commonwealth has heard concerns about staffing/client ratios, credentialing; at this time in the implementation |

Medicaid Section 1115 SUD Demonstrations Monitoring Report – Part B Version 3.0  
 Pennsylvania Coverage for Former Foster Care Youth from a Different State and Substance Use Disorder (SUD) Demonstration

| Prompt  | State has no trends/<br>update to<br>report (place<br>an X) | Related<br>metric(s)<br>(if any) | State response   |
|---|---|----------------------------------|--|
| <p>expects to make the following changes to:</p> <p>4.2.1.i. Implementation of residential treatment provider qualifications that meet the ASAM Criteria or other nationally recognized, SUD-specific program standards</p> |   |                                  | <p>process, these cannot be fully addressed. Providers are expressing concern about the rates and costs because of the extensive involvement of Medicaid managed care and the disparity in rates.</p> <p><b>DY2Q2 Summary:</b></p> <p><b>SERVICE ALIGNMENT TO ASAM CRITERIA:</b></p> <ul style="list-style-type: none"> <li>• In 2020, DDAP and DHS will be aligning service delivery (hours, service descriptions, staff qualifications) to The ASAM Criteria, 2013.</li> <li>• Preliminary designations for residential services were issued based on provider reported staffing. However, staffing alone does not assure that the services described by the criteria are being delivered in residential or ambulatory treatment settings.</li> <li>• Newly licensed residential providers or those who did not complete the designation survey may do so at <a href="https://survey123.arcgis.com/share/e493be90d4714530a7ade2cf8084edf4">https://survey123.arcgis.com/share/e493be90d4714530a7ade2cf8084edf4</a>. DDAP will issue preliminary designation letters periodically upon survey completion.</li> <li>• A systematic “roll out” of service delivery descriptions and expectations will occur during the first half of 2020, beginning with residential services (3.0). DDAP and DHS will be communicating details through in-person discussions, listserv communications, web postings, etc. Please sign up for the DDAP listserv to assure you receive all the latest ASAM-related announcements <a href="https://www.ddap.pa.gov/Pages/Announcements.aspx">https://www.ddap.pa.gov/Pages/Announcements.aspx</a></li> <li>• DDAP will continue to align with the ASAM Criteria by no longer delineating two types of 3.5 LOC, i.e., 3.5 Rehabilitative and 3.5</li> </ul> |

Medicaid Section 1115 SUD Demonstrations Monitoring Report – Part B Version 3.0  
 Pennsylvania Coverage for Former Foster Care Youth from a Different State and Substance Use Disorder (SUD) Demonstration

| Prompt   | State has no trends/<br>update to<br>report (place<br>an X) | Related<br>metric(s)<br>(if any) | State response  |
|--|---|----------------------------------|---|
|  |   |                                  | <p>Habilitative. Services including length of stay within a 3.5 LOC should be determined based on the identified needs of the individual within those programs.</p> <ul style="list-style-type: none"> <li>• This change will not result in any loss of capacity or changes in licensing. The focus on providing services that meet the needs of each individual and not the length of stay should support overall quality and continuity of service efforts.</li> <li>• Those specialized 3.5 programs, which have been longer in length, and more intense in service, specifically PWWC services and those programs that have a criminal justice component still have the capacity to offer the services that are necessary, requesting the amount of time needed to address needs identified in the six-dimensional assessment/re-assessment. Client need should always drive length of stay and not be program-driven.</li> </ul> |
| 4.2.1.ii. Review process for residential treatment providers' compliance with qualifications |   |                                  | <p>The Commonwealth has received significant buy in from the provider community with training and webinars they have been conducting and moving toward alignment in services with the ASAM Criteria. Today there is a great deal of interest and dialog to align with ASAM and there is buy-in, dialog, and a strong partnership with SCAs.</p>   |
| 4.2.1.iii. Availability of medication-assisted   |   |                                  | <p>The Commonwealth is working through provider compliance with the MAT accessibility requirement, but there remains some degree of stigma regarding MAT and philosophical barriers with providers. The Commonwealth is trying to address this via education, awareness campaigns, etc. MAT accessibility is addressed this in five-year contracts with SCAs as part of the full continuum of</p>   |

Medicaid Section 1115 SUD Demonstrations Monitoring Report – Part B Version 3.0  
 Pennsylvania Coverage for Former Foster Care Youth from a Different State and Substance Use Disorder (SUD) Demonstration

| Prompt   | State has no trends/<br>update to report (place an X) | Related metric(s) (if any) | State response  |
|--|---|----------------------------|---|
| treatment at residential treatment facilities, either on-site or through facilitated access to services off site |   |                            | <p>care. Geographically there have been concerns about availability in rural areas. The culture shift, while underway, is not completely there yet, but there has been forward movement. OMHSAS and DDAP have constant messaging, working to remove roadblocks by working with the resistant providers and serve as a motivator of change.</p> <p>The Commonwealth has made access to MAT a non-negotiable. This is an evidence based practice and DDAP and OMHSAS have put it in the contracts; created an MAT 101 training that is available online and are in the throes of an anti-stigma campaign putting a face and a voice to people who have used MAT to get there. The BH-MCOs have assisted with this campaign as well.</p> |
| 4.2.2 The state expects to make other program changes that may affect metrics related to Milestone 3             |   |                            | DDAP/DHS expects to be fully aligned with service delivery in 2021.   |

Medicaid Section 1115 SUD Demonstrations Monitoring Report – Part B Version 3.0  
 Pennsylvania Coverage for Former Foster Care Youth from a Different State and Substance Use Disorder (SUD) Demonstration

| Prompt  | State has no trends/<br>update to report (place an X) | Related metric(s) (if any)  | State response   |
|---|---|---|--|
| <b>5. Sufficient Provider Capacity at Critical Levels of Care including for Medication Assisted Treatment for OUD (Milestone 4)</b>   |   |   |  |
| <b>5.1 Metric trends</b>  |   |   |  |
| 5.1.1 The state reports the following metric trends, including all changes (+ or -) greater than 2 percent related to Milestone 4   | X   | Metric #13<br>SUD Provider Availability<br><br>Metric #14:<br>SUD Provider Availability - MAT | <i>Metrics #13 and 14 are annual metrics and reported for DY1 in the DY2Q1 report for the first time. There is no trend because these were a baseline metrics.</i>   |
| <b>5.2 Implementation update</b>  |   |   |  |
| 5.2.1 Compared to the demonstration design and operational details, the state expects to make the following changes to:<br>Planned activities to assess the availability of providers enrolled in Medicaid and accepting new patients in across the |   |   | With the alignment of provider standards to ASAM, DDAP and OMHSAS believe there will be sufficient OP and IOP capacity. However, as the alignment occurs it is unclear if there will be sufficient PH access given the breadth of changes needed in the industry. ASAM 3.5 should have sufficient access. ASAM 3.7 capacity is undetermined because this LOC is also undergoing major changes from the previous definitions. The WM roll out has not started yet so there may be some capacity issues. This is an area where there may be a fair amount of work to do to build capacity. |



Medicaid Section 1115 SUD Demonstrations Monitoring Report – Part B Version 3.0  
 Pennsylvania Coverage for Former Foster Care Youth from a Different State and Substance Use Disorder (SUD) Demonstration

| Prompt  | State has no trends/<br>update to report (place an X) | Related metric(s) (if any)  | State response  |
|---|---|---|---|
| continuum of SUD care   |   |   |   |
| 5.2.2 The state expects to make other program changes that may affect metrics related to Milestone 4                            |   |   | <b>No changes are anticipated.</b>  |
| <b>6. Implementation of Comprehensive Treatment and Prevention Strategies to Address Opioid Abuse and OUD (Milestone 5)</b>     |   |   |   |
| <b>6.1 Metric trends</b>  |   |   |   |
| 6.1 The state reports the following metric trends, including all changes (+ or -) greater than 2 percent related to Milestone 5 | X   | Metric #15: Initiation and Engagement of Alcohol and Other Drug Abuse or Dependence Treatment<br><br>Metric #18 Use of Opioids at High Dosage in Persons Without Cancer | The Commonwealth plans to complete programming of metrics 15, 17, 18, 21, 22, and 25 prior to the DY3Q1 report. |

Medicaid Section 1115 SUD Demonstrations Monitoring Report – Part B Version 3.0  
 Pennsylvania Coverage for Former Foster Care Youth from a Different State and Substance Use Disorder (SUD) Demonstration

| Prompt  | State has no trends/<br>update to report (place an X) | Related metric(s) (if any)   | State response   |
|---|---|--|--|
|   |   | Metric #21<br>Concurrent Use of Opioids and Benzodiazepine<br><br>Metric #22:<br>Continuity of Pharmacotherapy for Opioid Use Disorder |  |
| <b>6.2 Implementation update</b>  |   |  |  |
| 6.2.1 Compared to the demonstration design and operational details, the state expects to make the following changes to:<br><br>6.2.1.i. Implementation of opioid prescribing guidelines |   |  | On October 28, 2019, Governor Wolf announced that health care providers prescribing controlled substances are required to do so electronically, unless they meet certain exceptions. Act 96 requires the electronic prescribing of controlled substances, which is a deterrent against prescription fraud. |

Medicaid Section 1115 SUD Demonstrations Monitoring Report – Part B Version 3.0  
 Pennsylvania Coverage for Former Foster Care Youth from a Different State and Substance Use Disorder (SUD) Demonstration

| Prompt  | State has no trends/<br>update to report (place an X) | Related metric(s) (if any)   | State response  |
|---|---|--|---|
| and other interventions related to prevention of OUD  |   |  |   |
| 6.2.1.ii. Expansion of coverage for and access to naloxone  |   |  | <b>No changes are anticipated.</b>  |
| 6.2.2 The state expects to make other program changes that may affect metrics related to Milestone 5                              |   |  | <b>No changes are anticipated.</b>  |
| <b>7. Improved Care Coordination and Transitions between Levels of Care (Milestone 6)</b>   |   |  |   |
| <b>7.1 Metric trends</b>  |   |  |   |
| 7.1.1 The state reports the following metric trends, including all changes (+ or -) greater than 2 percent related to Milestone 6 | X   | Metric #17: Follow-up after Emergency Department Visit for Mental Illness or Alcohol and | The Commonwealth plans to complete programming of metrics 15, 17, 18, 21, 22, and 25 prior to the DY3Q1 report. |

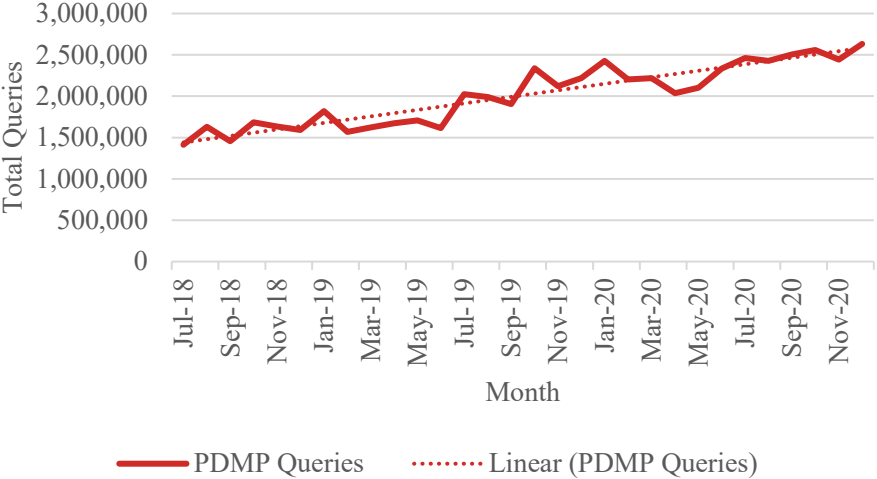
Medicaid Section 1115 SUD Demonstrations Monitoring Report – Part B Version 3.0  
 Pennsylvania Coverage for Former Foster Care Youth from a Different State and Substance Use Disorder (SUD) Demonstration

| Prompt  | State has no trends/<br>update to report (place an X) | Related metric(s) (if any)     | State response  |
|---|---|--------------------------------|---|
|   |   | Other Drug Abuse or Dependence |   |
| <b>7.2 Implementation update</b>  |   |                                |   |
| 7.2.1 Compared to the demonstration design and operational details, the state expects to make the following changes to:<br>Implementation of policies supporting beneficiaries' transition from residential and inpatient facilities to community-based services and supports |   |                                | Within the demonstration, the ASAM alignment will emphasize the required provider standards for transition between LOCs.  |
| 7.2.2 The state expects to make other program changes that may affect metrics related to Milestone 6  |   |                                | DDAP is planning to provide Care Coordination services separate from the clinical counselors by distinct teams/individuals including ancillary services. DDAP is working on a separate five-year strategic plan for improving Care Coordination services. Any individual with SUD in the Commonwealth regardless of funding who needs Care Coordination will be able to receive it. |
| <b>8. SUD health information technology (health IT)</b>   |   |                                |   |

Medicaid Section 1115 SUD Demonstrations Monitoring Report – Part B Version 3.0  
 Pennsylvania Coverage for Former Foster Care Youth from a Different State and Substance Use Disorder (SUD) Demonstration

| Prompt  | State has no trends/<br>update to report (place an X) | Related metric(s) (if any)  | State response  |
|---|---|---|---|
| <b>8.1 Metric trends</b>  |   |   |   |
| 8.1.1 The state reports the following metric trends, including all changes (+ or -) greater than 2 percent related to its health IT metrics |   | Q1. PDMP checking by provider types (prescribers, dispensers).<br>S1. Opioid prescriptions submitted to the PDMP<br>Q2. SSO Connections live.<br>S2. PDMP MME/D threshold exceeded alerts generated<br>S3. PDMP Multiple Provider Alerts generated<br>Q3. Corrections | Question Area A: The metrics Q1 and Q2 demonstrate that information technology is being used to slow down the rate of growth of individuals identified with SUD by increasing the number of providers registered with and using the PDMP.<br><br>Q1 (HIT1) PDMP checking by providers (prescribers, dispensers) PDMP Provider Inquiries continue to increase through DY2Q4. |

Medicaid Section 1115 SUD Demonstrations Monitoring Report – Part B Version 3.0  
 Pennsylvania Coverage for Former Foster Care Youth from a Different State and Substance Use Disorder (SUD) Demonstration

| Prompt | State has no trends/<br>update to report (place an X) | Related metric(s) (if any)                               | State response   |       |              |                       |        |           |           |        |           |           |        |           |           |        |           |           |        |           |           |        |           |           |        |           |           |        |           |           |        |           |           |        |           |           |        |           |           |        |           |           |        |           |           |        |           |           |        |           |           |
|--------|---|--|--|-------|--------------|-----------------------|--------|-----------|-----------|--------|-----------|-----------|--------|-----------|-----------|--------|-----------|-----------|--------|-----------|-----------|--------|-----------|-----------|--------|-----------|-----------|--------|-----------|-----------|--------|-----------|-----------|--------|-----------|-----------|--------|-----------|-----------|--------|-----------|-----------|--------|-----------|-----------|--------|-----------|-----------|--------|-----------|-----------|
|        |   | Facilities on-boarded to ADT<br>S4. EDs connected to ADT | <p data-bbox="1100 456 1724 529">Metric #Q1 (HIT1): PDMP Provider Inquiries through DY2Q4</p>  <table border="1" data-bbox="982 548 1854 1024"> <caption>Estimated Data for Metric #Q1 (HIT1): PDMP Provider Inquiries through DY2Q4</caption> <thead> <tr> <th>Month</th> <th>PDMP Queries</th> <th>Linear (PDMP Queries)</th> </tr> </thead> <tbody> <tr><td>Jul-18</td><td>1,400,000</td><td>1,400,000</td></tr> <tr><td>Sep-18</td><td>1,500,000</td><td>1,500,000</td></tr> <tr><td>Nov-18</td><td>1,600,000</td><td>1,600,000</td></tr> <tr><td>Jan-19</td><td>1,700,000</td><td>1,700,000</td></tr> <tr><td>Mar-19</td><td>1,800,000</td><td>1,800,000</td></tr> <tr><td>May-19</td><td>1,900,000</td><td>1,900,000</td></tr> <tr><td>Jul-19</td><td>2,000,000</td><td>2,000,000</td></tr> <tr><td>Sep-19</td><td>2,100,000</td><td>2,100,000</td></tr> <tr><td>Nov-19</td><td>2,200,000</td><td>2,200,000</td></tr> <tr><td>Jan-20</td><td>2,300,000</td><td>2,300,000</td></tr> <tr><td>Mar-20</td><td>2,400,000</td><td>2,400,000</td></tr> <tr><td>May-20</td><td>2,500,000</td><td>2,500,000</td></tr> <tr><td>Jul-20</td><td>2,600,000</td><td>2,600,000</td></tr> <tr><td>Sep-20</td><td>2,700,000</td><td>2,700,000</td></tr> <tr><td>Nov-20</td><td>2,800,000</td><td>2,800,000</td></tr> </tbody> </table> | Month | PDMP Queries | Linear (PDMP Queries) | Jul-18 | 1,400,000 | 1,400,000 | Sep-18 | 1,500,000 | 1,500,000 | Nov-18 | 1,600,000 | 1,600,000 | Jan-19 | 1,700,000 | 1,700,000 | Mar-19 | 1,800,000 | 1,800,000 | May-19 | 1,900,000 | 1,900,000 | Jul-19 | 2,000,000 | 2,000,000 | Sep-19 | 2,100,000 | 2,100,000 | Nov-19 | 2,200,000 | 2,200,000 | Jan-20 | 2,300,000 | 2,300,000 | Mar-20 | 2,400,000 | 2,400,000 | May-20 | 2,500,000 | 2,500,000 | Jul-20 | 2,600,000 | 2,600,000 | Sep-20 | 2,700,000 | 2,700,000 | Nov-20 | 2,800,000 | 2,800,000 |
| Month  | PDMP Queries  | Linear (PDMP Queries)                                    |  |       |              |                       |        |           |           |        |           |           |        |           |           |        |           |           |        |           |           |        |           |           |        |           |           |        |           |           |        |           |           |        |           |           |        |           |           |        |           |           |        |           |           |        |           |           |        |           |           |
| Jul-18 | 1,400,000   | 1,400,000  |  |       |              |                       |        |           |           |        |           |           |        |           |           |        |           |           |        |           |           |        |           |           |        |           |           |        |           |           |        |           |           |        |           |           |        |           |           |        |           |           |        |           |           |        |           |           |        |           |           |
| Sep-18 | 1,500,000   | 1,500,000  |  |       |              |                       |        |           |           |        |           |           |        |           |           |        |           |           |        |           |           |        |           |           |        |           |           |        |           |           |        |           |           |        |           |           |        |           |           |        |           |           |        |           |           |        |           |           |        |           |           |
| Nov-18 | 1,600,000   | 1,600,000  |  |       |              |                       |        |           |           |        |           |           |        |           |           |        |           |           |        |           |           |        |           |           |        |           |           |        |           |           |        |           |           |        |           |           |        |           |           |        |           |           |        |           |           |        |           |           |        |           |           |
| Jan-19 | 1,700,000   | 1,700,000  |  |       |              |                       |        |           |           |        |           |           |        |           |           |        |           |           |        |           |           |        |           |           |        |           |           |        |           |           |        |           |           |        |           |           |        |           |           |        |           |           |        |           |           |        |           |           |        |           |           |
| Mar-19 | 1,800,000   | 1,800,000  |  |       |              |                       |        |           |           |        |           |           |        |           |           |        |           |           |        |           |           |        |           |           |        |           |           |        |           |           |        |           |           |        |           |           |        |           |           |        |           |           |        |           |           |        |           |           |        |           |           |
| May-19 | 1,900,000   | 1,900,000  |  |       |              |                       |        |           |           |        |           |           |        |           |           |        |           |           |        |           |           |        |           |           |        |           |           |        |           |           |        |           |           |        |           |           |        |           |           |        |           |           |        |           |           |        |           |           |        |           |           |
| Jul-19 | 2,000,000   | 2,000,000  |  |       |              |                       |        |           |           |        |           |           |        |           |           |        |           |           |        |           |           |        |           |           |        |           |           |        |           |           |        |           |           |        |           |           |        |           |           |        |           |           |        |           |           |        |           |           |        |           |           |
| Sep-19 | 2,100,000   | 2,100,000  |  |       |              |                       |        |           |           |        |           |           |        |           |           |        |           |           |        |           |           |        |           |           |        |           |           |        |           |           |        |           |           |        |           |           |        |           |           |        |           |           |        |           |           |        |           |           |        |           |           |
| Nov-19 | 2,200,000   | 2,200,000  |  |       |              |                       |        |           |           |        |           |           |        |           |           |        |           |           |        |           |           |        |           |           |        |           |           |        |           |           |        |           |           |        |           |           |        |           |           |        |           |           |        |           |           |        |           |           |        |           |           |
| Jan-20 | 2,300,000   | 2,300,000  |  |       |              |                       |        |           |           |        |           |           |        |           |           |        |           |           |        |           |           |        |           |           |        |           |           |        |           |           |        |           |           |        |           |           |        |           |           |        |           |           |        |           |           |        |           |           |        |           |           |
| Mar-20 | 2,400,000   | 2,400,000  |  |       |              |                       |        |           |           |        |           |           |        |           |           |        |           |           |        |           |           |        |           |           |        |           |           |        |           |           |        |           |           |        |           |           |        |           |           |        |           |           |        |           |           |        |           |           |        |           |           |
| May-20 | 2,500,000   | 2,500,000  |  |       |              |                       |        |           |           |        |           |           |        |           |           |        |           |           |        |           |           |        |           |           |        |           |           |        |           |           |        |           |           |        |           |           |        |           |           |        |           |           |        |           |           |        |           |           |        |           |           |
| Jul-20 | 2,600,000   | 2,600,000  |  |       |              |                       |        |           |           |        |           |           |        |           |           |        |           |           |        |           |           |        |           |           |        |           |           |        |           |           |        |           |           |        |           |           |        |           |           |        |           |           |        |           |           |        |           |           |        |           |           |
| Sep-20 | 2,700,000   | 2,700,000  |  |       |              |                       |        |           |           |        |           |           |        |           |           |        |           |           |        |           |           |        |           |           |        |           |           |        |           |           |        |           |           |        |           |           |        |           |           |        |           |           |        |           |           |        |           |           |        |           |           |
| Nov-20 | 2,800,000   | 2,800,000  |  |       |              |                       |        |           |           |        |           |           |        |           |           |        |           |           |        |           |           |        |           |           |        |           |           |        |           |           |        |           |           |        |           |           |        |           |           |        |           |           |        |           |           |        |           |           |        |           |           |

Medicaid Section 1115 SUD Demonstrations Monitoring Report – Part B Version 3.0  
 Pennsylvania Coverage for Former Foster Care Youth from a Different State and Substance Use Disorder (SUD) Demonstration

| Prompt                    | State has no trends/<br>update to report (place an X) | Related metric(s) (if any) | State response   |                           |                         |        |        |        |        |        |         |        |         |        |         |        |         |        |         |        |         |        |         |        |         |        |         |        |         |        |         |        |         |        |         |
|---------------------------|---|----------------------------|--|---------------------------|-------------------------|--------|--------|--------|--------|--------|---------|--------|---------|--------|---------|--------|---------|--------|---------|--------|---------|--------|---------|--------|---------|--------|---------|--------|---------|--------|---------|--------|---------|--------|---------|
|                           |   |                            | <p>Q2 (HIT3) Single Sign On Connections live. The number of PDMP connections/users continue to increase through DY2Q4.</p> <div data-bbox="940 540 1879 1157" style="border: 1px solid black; padding: 10px;"> <p style="text-align: center;">Metric #Q2 (HIT3): Number of SSO connections live through DY2Q4</p> <table border="1" style="margin-top: 10px;"> <caption>Estimated Data for Metric #Q2 (HIT3)</caption> <thead> <tr> <th>Month of Account Creation</th> <th>PDMP System Registrants</th> </tr> </thead> <tbody> <tr><td>Jul-18</td><td>90,000</td></tr> <tr><td>Sep-18</td><td>95,000</td></tr> <tr><td>Nov-18</td><td>100,000</td></tr> <tr><td>Jan-19</td><td>102,000</td></tr> <tr><td>Mar-19</td><td>105,000</td></tr> <tr><td>May-19</td><td>108,000</td></tr> <tr><td>Jul-19</td><td>110,000</td></tr> <tr><td>Sep-19</td><td>115,000</td></tr> <tr><td>Nov-19</td><td>118,000</td></tr> <tr><td>Jan-20</td><td>120,000</td></tr> <tr><td>Mar-20</td><td>122,000</td></tr> <tr><td>May-20</td><td>125,000</td></tr> <tr><td>Jul-20</td><td>128,000</td></tr> <tr><td>Sep-20</td><td>130,000</td></tr> <tr><td>Nov-20</td><td>135,000</td></tr> </tbody> </table> </div> | Month of Account Creation | PDMP System Registrants | Jul-18 | 90,000 | Sep-18 | 95,000 | Nov-18 | 100,000 | Jan-19 | 102,000 | Mar-19 | 105,000 | May-19 | 108,000 | Jul-19 | 110,000 | Sep-19 | 115,000 | Nov-19 | 118,000 | Jan-20 | 120,000 | Mar-20 | 122,000 | May-20 | 125,000 | Jul-20 | 128,000 | Sep-20 | 130,000 | Nov-20 | 135,000 |
| Month of Account Creation | PDMP System Registrants                               |                            |  |                           |                         |        |        |        |        |        |         |        |         |        |         |        |         |        |         |        |         |        |         |        |         |        |         |        |         |        |         |        |         |        |         |
| Jul-18                    | 90,000  |                            |  |                           |                         |        |        |        |        |        |         |        |         |        |         |        |         |        |         |        |         |        |         |        |         |        |         |        |         |        |         |        |         |        |         |
| Sep-18                    | 95,000  |                            |  |                           |                         |        |        |        |        |        |         |        |         |        |         |        |         |        |         |        |         |        |         |        |         |        |         |        |         |        |         |        |         |        |         |
| Nov-18                    | 100,000   |                            |  |                           |                         |        |        |        |        |        |         |        |         |        |         |        |         |        |         |        |         |        |         |        |         |        |         |        |         |        |         |        |         |        |         |
| Jan-19                    | 102,000   |                            |  |                           |                         |        |        |        |        |        |         |        |         |        |         |        |         |        |         |        |         |        |         |        |         |        |         |        |         |        |         |        |         |        |         |
| Mar-19                    | 105,000   |                            |  |                           |                         |        |        |        |        |        |         |        |         |        |         |        |         |        |         |        |         |        |         |        |         |        |         |        |         |        |         |        |         |        |         |
| May-19                    | 108,000   |                            |  |                           |                         |        |        |        |        |        |         |        |         |        |         |        |         |        |         |        |         |        |         |        |         |        |         |        |         |        |         |        |         |        |         |
| Jul-19                    | 110,000   |                            |  |                           |                         |        |        |        |        |        |         |        |         |        |         |        |         |        |         |        |         |        |         |        |         |        |         |        |         |        |         |        |         |        |         |
| Sep-19                    | 115,000   |                            |  |                           |                         |        |        |        |        |        |         |        |         |        |         |        |         |        |         |        |         |        |         |        |         |        |         |        |         |        |         |        |         |        |         |
| Nov-19                    | 118,000   |                            |  |                           |                         |        |        |        |        |        |         |        |         |        |         |        |         |        |         |        |         |        |         |        |         |        |         |        |         |        |         |        |         |        |         |
| Jan-20                    | 120,000   |                            |  |                           |                         |        |        |        |        |        |         |        |         |        |         |        |         |        |         |        |         |        |         |        |         |        |         |        |         |        |         |        |         |        |         |
| Mar-20                    | 122,000   |                            |  |                           |                         |        |        |        |        |        |         |        |         |        |         |        |         |        |         |        |         |        |         |        |         |        |         |        |         |        |         |        |         |        |         |
| May-20                    | 125,000   |                            |  |                           |                         |        |        |        |        |        |         |        |         |        |         |        |         |        |         |        |         |        |         |        |         |        |         |        |         |        |         |        |         |        |         |
| Jul-20                    | 128,000   |                            |  |                           |                         |        |        |        |        |        |         |        |         |        |         |        |         |        |         |        |         |        |         |        |         |        |         |        |         |        |         |        |         |        |         |
| Sep-20                    | 130,000   |                            |  |                           |                         |        |        |        |        |        |         |        |         |        |         |        |         |        |         |        |         |        |         |        |         |        |         |        |         |        |         |        |         |        |         |
| Nov-20                    | 135,000   |                            |  |                           |                         |        |        |        |        |        |         |        |         |        |         |        |         |        |         |        |         |        |         |        |         |        |         |        |         |        |         |        |         |        |         |

Medicaid Section 1115 SUD Demonstrations Monitoring Report – Part B Version 3.0  
 Pennsylvania Coverage for Former Foster Care Youth from a Different State and Substance Use Disorder (SUD) Demonstration

---

| Prompt | State has no trends/<br>update to report (place an X) | Related metric(s) (if any) | State response  |
|--------|---|----------------------------|---|
|        |   |                            | <p>Question Area B: How is information technology being used to treat effectively individuals identified with SUD?</p> <p>Question Area B: The HIT Metrics #S1, #S2, and #S3 demonstrate that the information technology is being used to treat effectively individuals identified with SUD. Actions tracked: Opioid prescriptions dispensed and alerts for high dosage. <i>Note: Alerts began in October 2018.</i></p> |



Medicaid Section 1115 SUD Demonstrations Monitoring Report – Part B Version 3.0  
 Pennsylvania Coverage for Former Foster Care Youth from a Different State and Substance Use Disorder (SUD) Demonstration

| Prompt | State has no trends/<br>update to report (place an X) | Related metric(s) (if any) | State response   |       |              |                      |        |           |           |        |           |         |        |           |         |        |           |         |        |           |         |        |           |         |        |           |         |        |           |         |        |           |         |        |           |         |        |           |         |        |           |        |        |           |        |        |           |        |        |           |        |
|--------|---|----------------------------|--|-------|--------------|----------------------|--------|-----------|-----------|--------|-----------|---------|--------|-----------|---------|--------|-----------|---------|--------|-----------|---------|--------|-----------|---------|--------|-----------|---------|--------|-----------|---------|--------|-----------|---------|--------|-----------|---------|--------|-----------|---------|--------|-----------|--------|--------|-----------|--------|--------|-----------|--------|--------|-----------|--------|
|        |   |                            | <p>S1 (HIT2): Number of Opioid Prescriptions being dispensed continues to decrease as the number of PDMP queries continue to increase. There were significantly more opioids reported dispensed beginning in January 1, 2019, but the overall trend is still a decrease in dispensed opioids. Since October 2019, the number of opioid prescriptions dispensed have remained under 600,000 with two months falling below 500,000.</p> <div data-bbox="942 688 1881 1305" style="border: 1px solid black; padding: 10px;"> <p style="text-align: center;">Metric #Q1 (HIT1) and S1 (HIT2):<br/>PDMP Queries and Opioid Prescriptions submitted to the PDMP through DY2Q4</p> <table border="1"> <caption>Approximate data from the chart</caption> <thead> <tr> <th>Month</th> <th>PDMP Queries</th> <th>Opioid Dispensations</th> </tr> </thead> <tbody> <tr><td>Jul-18</td><td>1,500,000</td><td>1,000,000</td></tr> <tr><td>Sep-18</td><td>1,600,000</td><td>900,000</td></tr> <tr><td>Nov-18</td><td>1,700,000</td><td>800,000</td></tr> <tr><td>Jan-19</td><td>1,800,000</td><td>700,000</td></tr> <tr><td>Mar-19</td><td>1,900,000</td><td>600,000</td></tr> <tr><td>May-19</td><td>2,000,000</td><td>500,000</td></tr> <tr><td>Jul-19</td><td>2,100,000</td><td>400,000</td></tr> <tr><td>Sep-19</td><td>2,200,000</td><td>300,000</td></tr> <tr><td>Nov-19</td><td>2,300,000</td><td>200,000</td></tr> <tr><td>Jan-20</td><td>2,400,000</td><td>150,000</td></tr> <tr><td>Mar-20</td><td>2,500,000</td><td>100,000</td></tr> <tr><td>May-20</td><td>2,600,000</td><td>50,000</td></tr> <tr><td>Jul-20</td><td>2,700,000</td><td>50,000</td></tr> <tr><td>Sep-20</td><td>2,800,000</td><td>50,000</td></tr> <tr><td>Nov-20</td><td>2,900,000</td><td>50,000</td></tr> </tbody> </table> </div> | Month | PDMP Queries | Opioid Dispensations | Jul-18 | 1,500,000 | 1,000,000 | Sep-18 | 1,600,000 | 900,000 | Nov-18 | 1,700,000 | 800,000 | Jan-19 | 1,800,000 | 700,000 | Mar-19 | 1,900,000 | 600,000 | May-19 | 2,000,000 | 500,000 | Jul-19 | 2,100,000 | 400,000 | Sep-19 | 2,200,000 | 300,000 | Nov-19 | 2,300,000 | 200,000 | Jan-20 | 2,400,000 | 150,000 | Mar-20 | 2,500,000 | 100,000 | May-20 | 2,600,000 | 50,000 | Jul-20 | 2,700,000 | 50,000 | Sep-20 | 2,800,000 | 50,000 | Nov-20 | 2,900,000 | 50,000 |
| Month  | PDMP Queries  | Opioid Dispensations       |  |       |              |                      |        |           |           |        |           |         |        |           |         |        |           |         |        |           |         |        |           |         |        |           |         |        |           |         |        |           |         |        |           |         |        |           |         |        |           |        |        |           |        |        |           |        |        |           |        |
| Jul-18 | 1,500,000   | 1,000,000                  |  |       |              |                      |        |           |           |        |           |         |        |           |         |        |           |         |        |           |         |        |           |         |        |           |         |        |           |         |        |           |         |        |           |         |        |           |         |        |           |        |        |           |        |        |           |        |        |           |        |
| Sep-18 | 1,600,000   | 900,000                    |  |       |              |                      |        |           |           |        |           |         |        |           |         |        |           |         |        |           |         |        |           |         |        |           |         |        |           |         |        |           |         |        |           |         |        |           |         |        |           |        |        |           |        |        |           |        |        |           |        |
| Nov-18 | 1,700,000   | 800,000                    |  |       |              |                      |        |           |           |        |           |         |        |           |         |        |           |         |        |           |         |        |           |         |        |           |         |        |           |         |        |           |         |        |           |         |        |           |         |        |           |        |        |           |        |        |           |        |        |           |        |
| Jan-19 | 1,800,000   | 700,000                    |  |       |              |                      |        |           |           |        |           |         |        |           |         |        |           |         |        |           |         |        |           |         |        |           |         |        |           |         |        |           |         |        |           |         |        |           |         |        |           |        |        |           |        |        |           |        |        |           |        |
| Mar-19 | 1,900,000   | 600,000                    |  |       |              |                      |        |           |           |        |           |         |        |           |         |        |           |         |        |           |         |        |           |         |        |           |         |        |           |         |        |           |         |        |           |         |        |           |         |        |           |        |        |           |        |        |           |        |        |           |        |
| May-19 | 2,000,000   | 500,000                    |  |       |              |                      |        |           |           |        |           |         |        |           |         |        |           |         |        |           |         |        |           |         |        |           |         |        |           |         |        |           |         |        |           |         |        |           |         |        |           |        |        |           |        |        |           |        |        |           |        |
| Jul-19 | 2,100,000   | 400,000                    |  |       |              |                      |        |           |           |        |           |         |        |           |         |        |           |         |        |           |         |        |           |         |        |           |         |        |           |         |        |           |         |        |           |         |        |           |         |        |           |        |        |           |        |        |           |        |        |           |        |
| Sep-19 | 2,200,000   | 300,000                    |  |       |              |                      |        |           |           |        |           |         |        |           |         |        |           |         |        |           |         |        |           |         |        |           |         |        |           |         |        |           |         |        |           |         |        |           |         |        |           |        |        |           |        |        |           |        |        |           |        |
| Nov-19 | 2,300,000   | 200,000                    |  |       |              |                      |        |           |           |        |           |         |        |           |         |        |           |         |        |           |         |        |           |         |        |           |         |        |           |         |        |           |         |        |           |         |        |           |         |        |           |        |        |           |        |        |           |        |        |           |        |
| Jan-20 | 2,400,000   | 150,000                    |  |       |              |                      |        |           |           |        |           |         |        |           |         |        |           |         |        |           |         |        |           |         |        |           |         |        |           |         |        |           |         |        |           |         |        |           |         |        |           |        |        |           |        |        |           |        |        |           |        |
| Mar-20 | 2,500,000   | 100,000                    |  |       |              |                      |        |           |           |        |           |         |        |           |         |        |           |         |        |           |         |        |           |         |        |           |         |        |           |         |        |           |         |        |           |         |        |           |         |        |           |        |        |           |        |        |           |        |        |           |        |
| May-20 | 2,600,000   | 50,000                     |  |       |              |                      |        |           |           |        |           |         |        |           |         |        |           |         |        |           |         |        |           |         |        |           |         |        |           |         |        |           |         |        |           |         |        |           |         |        |           |        |        |           |        |        |           |        |        |           |        |
| Jul-20 | 2,700,000   | 50,000                     |  |       |              |                      |        |           |           |        |           |         |        |           |         |        |           |         |        |           |         |        |           |         |        |           |         |        |           |         |        |           |         |        |           |         |        |           |         |        |           |        |        |           |        |        |           |        |        |           |        |
| Sep-20 | 2,800,000   | 50,000                     |  |       |              |                      |        |           |           |        |           |         |        |           |         |        |           |         |        |           |         |        |           |         |        |           |         |        |           |         |        |           |         |        |           |         |        |           |         |        |           |        |        |           |        |        |           |        |        |           |        |
| Nov-20 | 2,900,000   | 50,000                     |  |       |              |                      |        |           |           |        |           |         |        |           |         |        |           |         |        |           |         |        |           |         |        |           |         |        |           |         |        |           |         |        |           |         |        |           |         |        |           |        |        |           |        |        |           |        |        |           |        |

Medicaid Section 1115 SUD Demonstrations Monitoring Report – Part B Version 3.0  
 Pennsylvania Coverage for Former Foster Care Youth from a Different State and Substance Use Disorder (SUD) Demonstration

| Prompt | State has no trends/<br>update to report (place an X) | Related metric(s) (if any) | State response   |
|--------|---|----------------------------|--|
|        |   |                            | <p>S2 (HIT4): The number of individuals who receive a dosage of greater than or equal to 90 morphine milligram equivalents (MMEs) per day continues to decrease as measured by number of “Patient Exceeds Opioid Dosage (MME/D) Threshold” alerts generated. The Centers for Disease Control and Prevention (CDC) recommends that prescribers should reassess evidence of the benefits and risks to the individual when increasing dosage to <math>\geq 50</math> MME/day (e.g., <math>\geq 50</math> mg hydrocodone; <math>\geq 33</math> mg oxycodone) and avoid increasing to <math>\geq 90</math> MME/day (<math>\geq 90</math> mg hydrocodone; <math>\geq 60</math> mg oxycodone) when possible due to an increased risk of complications. The PDMP has reported fewer than 54,000 alerts since February 2020, dropping below 50,000 twice.</p> <p>S3 (HIT5): The number of patients received controlled substance prescriptions from three or more prescribers, and three or more pharmacists in a three-month period continues to decrease as measured by the PDMP Multiple Provider Alerts generated. The metric has stayed below 27,000 since February 2020, and has even dropped below 20,000 twice.</p> |

Medicaid Section 1115 SUD Demonstrations Monitoring Report – Part B Version 3.0  
 Pennsylvania Coverage for Former Foster Care Youth from a Different State and Substance Use Disorder (SUD) Demonstration

| Prompt | State has no trends/<br>update to report (place an X) | Related metric(s) (if any) | State response  |
|--------|---|----------------------------|---|
|        |   |                            | <p style="text-align: center;">Metric #S2 (HIT4) and S3 (HIT5):<br/>PDMP Clinical Alerts</p> <p style="text-align: center;">Number of Alerts</p> <p style="text-align: center;">Month of Alert</p> <ul style="list-style-type: none"> <li><span style="color: blue;">—</span> &gt;=90 MME Alert</li> <li><span style="color: red;">—</span> &gt;= 3 Prescribers and &gt;= Dispensers Alert</li> <li><span style="color: blue;">⋯</span> Linear (&gt;=90 MME Alert)</li> <li><span style="color: red;">⋯</span> Linear (&gt;= 3 Prescribers and &gt;= Dispensers Alert)</li> </ul> |

Medicaid Section 1115 SUD Demonstrations Monitoring Report – Part B Version 3.0  
 Pennsylvania Coverage for Former Foster Care Youth from a Different State and Substance Use Disorder (SUD) Demonstration

| Prompt | State has no trends/<br>update to report (place an X) | Related metric(s) (if any) | State response  |
|--------|---|----------------------------|---|
|        |   |                            | <p>Question Area C: How is information technology being used to effectively monitor “recovery” supports and services for individuals identified with SUD?</p> <p>The HIT metrics (Q3 and S4) demonstrate that information technology is being used to effectively monitor “recovery supports and services” for individuals identified with SUD. This is occurring through improvements in the overall integration of corrections facilities and EDs with the HIE and PDMP and the increase in alerts sent.</p> <p>Q3 (HIT6): The number of corrections connections live has increased over the demonstration. Pennsylvania eHealth is working on establishing connections between all prisons and the gateway, to be able to see information about inmates. This is about using the PDMP through a portal and integration with medical records. Twenty-five corrections facilities have been on-boarded with the HIE. This represents all Commonwealth corrections facilities (there are only 25 Commonwealth correctional facilities) and they are all on-boarded now to the Pennsylvania Patient &amp; Provider Network (P3N), which is the Health Information Exchange in the State. The Commonwealth will now begin working with county facilities to begin on boarding those facilities.</p> |

Medicaid Section 1115 SUD Demonstrations Monitoring Report – Part B Version 3.0  
 Pennsylvania Coverage for Former Foster Care Youth from a Different State and Substance Use Disorder (SUD) Demonstration

| Prompt | State has no trends/<br>update to report (place an X) | Related metric(s) (if any) | State response  |       |  |        |   |        |   |        |   |        |   |        |   |        |   |        |   |        |   |        |   |        |   |        |    |        |    |        |    |        |    |        |    |        |    |        |    |        |    |        |    |
|--------|---|----------------------------|---|-------|--|--------|---|--------|---|--------|---|--------|---|--------|---|--------|---|--------|---|--------|---|--------|---|--------|---|--------|----|--------|----|--------|----|--------|----|--------|----|--------|----|--------|----|--------|----|--------|----|
|        |   |                            | <div data-bbox="947 464 1881 1078" data-label="Figure"> <table border="1"> <caption>Metric #Q3 (HIT6): Corrections Facilities On-boarded through DY2Q4</caption> <thead> <tr> <th>Month</th> <th>Number of Corrections Facilities onboarded</th> </tr> </thead> <tbody> <tr><td>Dec-18</td><td>0</td></tr> <tr><td>Jan-19</td><td>0</td></tr> <tr><td>Feb-19</td><td>0</td></tr> <tr><td>Mar-19</td><td>0</td></tr> <tr><td>Apr-19</td><td>0</td></tr> <tr><td>May-19</td><td>0</td></tr> <tr><td>Jun-19</td><td>0</td></tr> <tr><td>Jul-19</td><td>0</td></tr> <tr><td>Aug-19</td><td>0</td></tr> <tr><td>Sep-19</td><td>0</td></tr> <tr><td>Oct-19</td><td>10</td></tr> <tr><td>Nov-19</td><td>20</td></tr> <tr><td>Dec-19</td><td>25</td></tr> <tr><td>Jan-20</td><td>25</td></tr> <tr><td>Feb-20</td><td>25</td></tr> <tr><td>Mar-20</td><td>25</td></tr> <tr><td>Apr-20</td><td>25</td></tr> <tr><td>May-20</td><td>25</td></tr> <tr><td>Jun-20</td><td>25</td></tr> </tbody> </table> </div> <p data-bbox="940 1133 1892 1393">S4 (HIT7): Tracking MAT to treat SUDs and prevent opioid overdose using the metric for the number of EDs connected to the HIE (HIT PM 7). The cumulative number of alerts sent by EDs (HIT PM 8) continues to increase even though there are fewer hospitals and EDs dispensing Opioids. This is the Hospital Quality Improvement program tracking the number of EDs that are connected to the HIE and sending Automated Admission, Discharge and Transfer (ADT) Alerts. The Commonwealth-wide alerting system tracks the volume of alerting</p> | Month | Number of Corrections Facilities onboarded | Dec-18 | 0 | Jan-19 | 0 | Feb-19 | 0 | Mar-19 | 0 | Apr-19 | 0 | May-19 | 0 | Jun-19 | 0 | Jul-19 | 0 | Aug-19 | 0 | Sep-19 | 0 | Oct-19 | 10 | Nov-19 | 20 | Dec-19 | 25 | Jan-20 | 25 | Feb-20 | 25 | Mar-20 | 25 | Apr-20 | 25 | May-20 | 25 | Jun-20 | 25 |
| Month  | Number of Corrections Facilities onboarded            |                            |   |       |  |        |   |        |   |        |   |        |   |        |   |        |   |        |   |        |   |        |   |        |   |        |    |        |    |        |    |        |    |        |    |        |    |        |    |        |    |        |    |
| Dec-18 | 0   |                            |   |       |  |        |   |        |   |        |   |        |   |        |   |        |   |        |   |        |   |        |   |        |   |        |    |        |    |        |    |        |    |        |    |        |    |        |    |        |    |        |    |
| Jan-19 | 0   |                            |   |       |  |        |   |        |   |        |   |        |   |        |   |        |   |        |   |        |   |        |   |        |   |        |    |        |    |        |    |        |    |        |    |        |    |        |    |        |    |        |    |
| Feb-19 | 0   |                            |   |       |  |        |   |        |   |        |   |        |   |        |   |        |   |        |   |        |   |        |   |        |   |        |    |        |    |        |    |        |    |        |    |        |    |        |    |        |    |        |    |
| Mar-19 | 0   |                            |   |       |  |        |   |        |   |        |   |        |   |        |   |        |   |        |   |        |   |        |   |        |   |        |    |        |    |        |    |        |    |        |    |        |    |        |    |        |    |        |    |
| Apr-19 | 0   |                            |   |       |  |        |   |        |   |        |   |        |   |        |   |        |   |        |   |        |   |        |   |        |   |        |    |        |    |        |    |        |    |        |    |        |    |        |    |        |    |        |    |
| May-19 | 0   |                            |   |       |  |        |   |        |   |        |   |        |   |        |   |        |   |        |   |        |   |        |   |        |   |        |    |        |    |        |    |        |    |        |    |        |    |        |    |        |    |        |    |
| Jun-19 | 0   |                            |   |       |  |        |   |        |   |        |   |        |   |        |   |        |   |        |   |        |   |        |   |        |   |        |    |        |    |        |    |        |    |        |    |        |    |        |    |        |    |        |    |
| Jul-19 | 0   |                            |   |       |  |        |   |        |   |        |   |        |   |        |   |        |   |        |   |        |   |        |   |        |   |        |    |        |    |        |    |        |    |        |    |        |    |        |    |        |    |        |    |
| Aug-19 | 0   |                            |   |       |  |        |   |        |   |        |   |        |   |        |   |        |   |        |   |        |   |        |   |        |   |        |    |        |    |        |    |        |    |        |    |        |    |        |    |        |    |        |    |
| Sep-19 | 0   |                            |   |       |  |        |   |        |   |        |   |        |   |        |   |        |   |        |   |        |   |        |   |        |   |        |    |        |    |        |    |        |    |        |    |        |    |        |    |        |    |        |    |
| Oct-19 | 10  |                            |   |       |  |        |   |        |   |        |   |        |   |        |   |        |   |        |   |        |   |        |   |        |   |        |    |        |    |        |    |        |    |        |    |        |    |        |    |        |    |        |    |
| Nov-19 | 20  |                            |   |       |  |        |   |        |   |        |   |        |   |        |   |        |   |        |   |        |   |        |   |        |   |        |    |        |    |        |    |        |    |        |    |        |    |        |    |        |    |        |    |
| Dec-19 | 25  |                            |   |       |  |        |   |        |   |        |   |        |   |        |   |        |   |        |   |        |   |        |   |        |   |        |    |        |    |        |    |        |    |        |    |        |    |        |    |        |    |        |    |
| Jan-20 | 25  |                            |   |       |  |        |   |        |   |        |   |        |   |        |   |        |   |        |   |        |   |        |   |        |   |        |    |        |    |        |    |        |    |        |    |        |    |        |    |        |    |        |    |
| Feb-20 | 25  |                            |   |       |  |        |   |        |   |        |   |        |   |        |   |        |   |        |   |        |   |        |   |        |   |        |    |        |    |        |    |        |    |        |    |        |    |        |    |        |    |        |    |
| Mar-20 | 25  |                            |   |       |  |        |   |        |   |        |   |        |   |        |   |        |   |        |   |        |   |        |   |        |   |        |    |        |    |        |    |        |    |        |    |        |    |        |    |        |    |        |    |
| Apr-20 | 25  |                            |   |       |  |        |   |        |   |        |   |        |   |        |   |        |   |        |   |        |   |        |   |        |   |        |    |        |    |        |    |        |    |        |    |        |    |        |    |        |    |        |    |
| May-20 | 25  |                            |   |       |  |        |   |        |   |        |   |        |   |        |   |        |   |        |   |        |   |        |   |        |   |        |    |        |    |        |    |        |    |        |    |        |    |        |    |        |    |        |    |
| Jun-20 | 25  |                            |   |       |  |        |   |        |   |        |   |        |   |        |   |        |   |        |   |        |   |        |   |        |   |        |    |        |    |        |    |        |    |        |    |        |    |        |    |        |    |        |    |

Medicaid Section 1115 SUD Demonstrations Monitoring Report – Part B Version 3.0  
 Pennsylvania Coverage for Former Foster Care Youth from a Different State and Substance Use Disorder (SUD) Demonstration

| Prompt     | State has no trends/<br>update to<br>report (place<br>an X) | Related<br>metric(s)<br>(if any) | State response   |         |                  |            |   |            |    |            |    |            |    |            |    |            |    |            |    |            |    |            |    |            |     |            |     |            |    |            |    |            |     |            |     |
|------------|---|----------------------------------|--|---------|------------------|------------|---|------------|----|------------|----|------------|----|------------|----|------------|----|------------|----|------------|----|------------|----|------------|-----|------------|-----|------------|----|------------|----|------------|-----|------------|-----|
|            |   |                                  | <p>messages over time. Actions Tracked: Individuals connected to alternative therapies from other community-based resources for pain management or general therapy/treatment and number of alerts sent.</p> <p>Note: one hospital with an ED closed in DY2Q2. This resulted in a slight drop in the number of EDs on-boarded with the HIE. Two hospitals began sending inpatient alerts in November 2019. The Health Information Organizations (HIOs) are working to get more hospitals to send inpatient alerts.</p> <div data-bbox="942 764 1879 1382" data-label="Figure"> <table border="1"> <caption>Metric #S4 (HIT7): Emergency Departments On-board through DY2Q4</caption> <thead> <tr> <th>Quarter</th> <th># of EDs boarded</th> </tr> </thead> <tbody> <tr><td>01/01/2018</td><td>0</td></tr> <tr><td>03/01/2018</td><td>10</td></tr> <tr><td>05/01/2018</td><td>20</td></tr> <tr><td>07/01/2018</td><td>30</td></tr> <tr><td>09/01/2018</td><td>40</td></tr> <tr><td>11/01/2018</td><td>50</td></tr> <tr><td>01/01/2019</td><td>60</td></tr> <tr><td>03/01/2019</td><td>80</td></tr> <tr><td>05/01/2019</td><td>90</td></tr> <tr><td>07/01/2019</td><td>100</td></tr> <tr><td>09/01/2019</td><td>100</td></tr> <tr><td>11/01/2019</td><td>95</td></tr> <tr><td>01/01/2020</td><td>95</td></tr> <tr><td>03/01/2020</td><td>105</td></tr> <tr><td>05/01/2020</td><td>105</td></tr> </tbody> </table> </div> | Quarter | # of EDs boarded | 01/01/2018 | 0 | 03/01/2018 | 10 | 05/01/2018 | 20 | 07/01/2018 | 30 | 09/01/2018 | 40 | 11/01/2018 | 50 | 01/01/2019 | 60 | 03/01/2019 | 80 | 05/01/2019 | 90 | 07/01/2019 | 100 | 09/01/2019 | 100 | 11/01/2019 | 95 | 01/01/2020 | 95 | 03/01/2020 | 105 | 05/01/2020 | 105 |
| Quarter    | # of EDs boarded  |                                  |  |         |                  |            |   |            |    |            |    |            |    |            |    |            |    |            |    |            |    |            |    |            |     |            |     |            |    |            |    |            |     |            |     |
| 01/01/2018 | 0   |                                  |  |         |                  |            |   |            |    |            |    |            |    |            |    |            |    |            |    |            |    |            |    |            |     |            |     |            |    |            |    |            |     |            |     |
| 03/01/2018 | 10  |                                  |  |         |                  |            |   |            |    |            |    |            |    |            |    |            |    |            |    |            |    |            |    |            |     |            |     |            |    |            |    |            |     |            |     |
| 05/01/2018 | 20  |                                  |  |         |                  |            |   |            |    |            |    |            |    |            |    |            |    |            |    |            |    |            |    |            |     |            |     |            |    |            |    |            |     |            |     |
| 07/01/2018 | 30  |                                  |  |         |                  |            |   |            |    |            |    |            |    |            |    |            |    |            |    |            |    |            |    |            |     |            |     |            |    |            |    |            |     |            |     |
| 09/01/2018 | 40  |                                  |  |         |                  |            |   |            |    |            |    |            |    |            |    |            |    |            |    |            |    |            |    |            |     |            |     |            |    |            |    |            |     |            |     |
| 11/01/2018 | 50  |                                  |  |         |                  |            |   |            |    |            |    |            |    |            |    |            |    |            |    |            |    |            |    |            |     |            |     |            |    |            |    |            |     |            |     |
| 01/01/2019 | 60  |                                  |  |         |                  |            |   |            |    |            |    |            |    |            |    |            |    |            |    |            |    |            |    |            |     |            |     |            |    |            |    |            |     |            |     |
| 03/01/2019 | 80  |                                  |  |         |                  |            |   |            |    |            |    |            |    |            |    |            |    |            |    |            |    |            |    |            |     |            |     |            |    |            |    |            |     |            |     |
| 05/01/2019 | 90  |                                  |  |         |                  |            |   |            |    |            |    |            |    |            |    |            |    |            |    |            |    |            |    |            |     |            |     |            |    |            |    |            |     |            |     |
| 07/01/2019 | 100   |                                  |  |         |                  |            |   |            |    |            |    |            |    |            |    |            |    |            |    |            |    |            |    |            |     |            |     |            |    |            |    |            |     |            |     |
| 09/01/2019 | 100   |                                  |  |         |                  |            |   |            |    |            |    |            |    |            |    |            |    |            |    |            |    |            |    |            |     |            |     |            |    |            |    |            |     |            |     |
| 11/01/2019 | 95  |                                  |  |         |                  |            |   |            |    |            |    |            |    |            |    |            |    |            |    |            |    |            |    |            |     |            |     |            |    |            |    |            |     |            |     |
| 01/01/2020 | 95  |                                  |  |         |                  |            |   |            |    |            |    |            |    |            |    |            |    |            |    |            |    |            |    |            |     |            |     |            |    |            |    |            |     |            |     |
| 03/01/2020 | 105   |                                  |  |         |                  |            |   |            |    |            |    |            |    |            |    |            |    |            |    |            |    |            |    |            |     |            |     |            |    |            |    |            |     |            |     |
| 05/01/2020 | 105   |                                  |  |         |                  |            |   |            |    |            |    |            |    |            |    |            |    |            |    |            |    |            |    |            |     |            |     |            |    |            |    |            |     |            |     |

Medicaid Section 1115 SUD Demonstrations Monitoring Report – Part B Version 3.0  
 Pennsylvania Coverage for Former Foster Care Youth from a Different State and Substance Use Disorder (SUD) Demonstration

| Prompt     | State has no trends/<br>update to<br>report (place<br>an X) | Related<br>metric(s)<br>(if any) | State response  |      |                              |                               |            |     |     |            |     |     |            |     |     |            |     |     |            |     |     |            |     |      |            |     |      |            |     |      |            |     |      |            |     |      |            |     |      |            |     |      |            |     |      |            |     |      |            |     |      |            |     |      |
|------------|---|----------------------------------|---|------|------------------------------|-------------------------------|------------|-----|-----|------------|-----|-----|------------|-----|-----|------------|-----|-----|------------|-----|-----|------------|-----|------|------------|-----|------|------------|-----|------|------------|-----|------|------------|-----|------|------------|-----|------|------------|-----|------|------------|-----|------|------------|-----|------|------------|-----|------|------------|-----|------|
|            |   |                                  | <p>S4: The cumulative number of alerts sent by emergency rooms and hospitals continues to rise even as the number of alerts sent in any given month have dropped due to reduced emergency room and hospitalization utilization of opioids. It is not possible to distinguish the ED alerts from the hospital inpatient alerts so the number below reflects combined total alerts sent.</p> <div data-bbox="940 683 1881 1300" data-label="Figure"> <table border="1"> <caption>Metric #S4 (HIT7B): Millions of Emergency Room and Hospital Alerts Sent through DY2Q4</caption> <thead> <tr> <th>Date</th> <th>Millions of Alerts in Period</th> <th>Millions of Alerts Cumulative</th> </tr> </thead> <tbody> <tr><td>03/01/2019</td><td>1.0</td><td>2.5</td></tr> <tr><td>04/01/2019</td><td>1.0</td><td>3.0</td></tr> <tr><td>05/01/2019</td><td>1.0</td><td>3.5</td></tr> <tr><td>06/01/2019</td><td>1.5</td><td>5.0</td></tr> <tr><td>07/01/2019</td><td>2.5</td><td>7.5</td></tr> <tr><td>08/01/2019</td><td>3.5</td><td>11.0</td></tr> <tr><td>09/01/2019</td><td>3.5</td><td>12.5</td></tr> <tr><td>10/01/2019</td><td>3.5</td><td>14.0</td></tr> <tr><td>11/01/2019</td><td>3.5</td><td>15.5</td></tr> <tr><td>12/01/2019</td><td>3.5</td><td>16.0</td></tr> <tr><td>01/01/2020</td><td>1.5</td><td>17.5</td></tr> <tr><td>02/01/2020</td><td>1.0</td><td>18.5</td></tr> <tr><td>03/01/2020</td><td>1.0</td><td>19.5</td></tr> <tr><td>04/01/2020</td><td>1.0</td><td>20.5</td></tr> <tr><td>05/01/2020</td><td>1.0</td><td>21.5</td></tr> <tr><td>06/01/2020</td><td>1.0</td><td>22.5</td></tr> </tbody> </table> </div> | Date | Millions of Alerts in Period | Millions of Alerts Cumulative | 03/01/2019 | 1.0 | 2.5 | 04/01/2019 | 1.0 | 3.0 | 05/01/2019 | 1.0 | 3.5 | 06/01/2019 | 1.5 | 5.0 | 07/01/2019 | 2.5 | 7.5 | 08/01/2019 | 3.5 | 11.0 | 09/01/2019 | 3.5 | 12.5 | 10/01/2019 | 3.5 | 14.0 | 11/01/2019 | 3.5 | 15.5 | 12/01/2019 | 3.5 | 16.0 | 01/01/2020 | 1.5 | 17.5 | 02/01/2020 | 1.0 | 18.5 | 03/01/2020 | 1.0 | 19.5 | 04/01/2020 | 1.0 | 20.5 | 05/01/2020 | 1.0 | 21.5 | 06/01/2020 | 1.0 | 22.5 |
| Date       | Millions of Alerts in Period                                | Millions of Alerts Cumulative    |   |      |                              |                               |            |     |     |            |     |     |            |     |     |            |     |     |            |     |     |            |     |      |            |     |      |            |     |      |            |     |      |            |     |      |            |     |      |            |     |      |            |     |      |            |     |      |            |     |      |            |     |      |
| 03/01/2019 | 1.0   | 2.5                              |   |      |                              |                               |            |     |     |            |     |     |            |     |     |            |     |     |            |     |     |            |     |      |            |     |      |            |     |      |            |     |      |            |     |      |            |     |      |            |     |      |            |     |      |            |     |      |            |     |      |            |     |      |
| 04/01/2019 | 1.0   | 3.0                              |   |      |                              |                               |            |     |     |            |     |     |            |     |     |            |     |     |            |     |     |            |     |      |            |     |      |            |     |      |            |     |      |            |     |      |            |     |      |            |     |      |            |     |      |            |     |      |            |     |      |            |     |      |
| 05/01/2019 | 1.0   | 3.5                              |   |      |                              |                               |            |     |     |            |     |     |            |     |     |            |     |     |            |     |     |            |     |      |            |     |      |            |     |      |            |     |      |            |     |      |            |     |      |            |     |      |            |     |      |            |     |      |            |     |      |            |     |      |
| 06/01/2019 | 1.5   | 5.0                              |   |      |                              |                               |            |     |     |            |     |     |            |     |     |            |     |     |            |     |     |            |     |      |            |     |      |            |     |      |            |     |      |            |     |      |            |     |      |            |     |      |            |     |      |            |     |      |            |     |      |            |     |      |
| 07/01/2019 | 2.5   | 7.5                              |   |      |                              |                               |            |     |     |            |     |     |            |     |     |            |     |     |            |     |     |            |     |      |            |     |      |            |     |      |            |     |      |            |     |      |            |     |      |            |     |      |            |     |      |            |     |      |            |     |      |            |     |      |
| 08/01/2019 | 3.5   | 11.0                             |   |      |                              |                               |            |     |     |            |     |     |            |     |     |            |     |     |            |     |     |            |     |      |            |     |      |            |     |      |            |     |      |            |     |      |            |     |      |            |     |      |            |     |      |            |     |      |            |     |      |            |     |      |
| 09/01/2019 | 3.5   | 12.5                             |   |      |                              |                               |            |     |     |            |     |     |            |     |     |            |     |     |            |     |     |            |     |      |            |     |      |            |     |      |            |     |      |            |     |      |            |     |      |            |     |      |            |     |      |            |     |      |            |     |      |            |     |      |
| 10/01/2019 | 3.5   | 14.0                             |   |      |                              |                               |            |     |     |            |     |     |            |     |     |            |     |     |            |     |     |            |     |      |            |     |      |            |     |      |            |     |      |            |     |      |            |     |      |            |     |      |            |     |      |            |     |      |            |     |      |            |     |      |
| 11/01/2019 | 3.5   | 15.5                             |   |      |                              |                               |            |     |     |            |     |     |            |     |     |            |     |     |            |     |     |            |     |      |            |     |      |            |     |      |            |     |      |            |     |      |            |     |      |            |     |      |            |     |      |            |     |      |            |     |      |            |     |      |
| 12/01/2019 | 3.5   | 16.0                             |   |      |                              |                               |            |     |     |            |     |     |            |     |     |            |     |     |            |     |     |            |     |      |            |     |      |            |     |      |            |     |      |            |     |      |            |     |      |            |     |      |            |     |      |            |     |      |            |     |      |            |     |      |
| 01/01/2020 | 1.5   | 17.5                             |   |      |                              |                               |            |     |     |            |     |     |            |     |     |            |     |     |            |     |     |            |     |      |            |     |      |            |     |      |            |     |      |            |     |      |            |     |      |            |     |      |            |     |      |            |     |      |            |     |      |            |     |      |
| 02/01/2020 | 1.0   | 18.5                             |   |      |                              |                               |            |     |     |            |     |     |            |     |     |            |     |     |            |     |     |            |     |      |            |     |      |            |     |      |            |     |      |            |     |      |            |     |      |            |     |      |            |     |      |            |     |      |            |     |      |            |     |      |
| 03/01/2020 | 1.0   | 19.5                             |   |      |                              |                               |            |     |     |            |     |     |            |     |     |            |     |     |            |     |     |            |     |      |            |     |      |            |     |      |            |     |      |            |     |      |            |     |      |            |     |      |            |     |      |            |     |      |            |     |      |            |     |      |
| 04/01/2020 | 1.0   | 20.5                             |   |      |                              |                               |            |     |     |            |     |     |            |     |     |            |     |     |            |     |     |            |     |      |            |     |      |            |     |      |            |     |      |            |     |      |            |     |      |            |     |      |            |     |      |            |     |      |            |     |      |            |     |      |
| 05/01/2020 | 1.0   | 21.5                             |   |      |                              |                               |            |     |     |            |     |     |            |     |     |            |     |     |            |     |     |            |     |      |            |     |      |            |     |      |            |     |      |            |     |      |            |     |      |            |     |      |            |     |      |            |     |      |            |     |      |            |     |      |
| 06/01/2020 | 1.0   | 22.5                             |   |      |                              |                               |            |     |     |            |     |     |            |     |     |            |     |     |            |     |     |            |     |      |            |     |      |            |     |      |            |     |      |            |     |      |            |     |      |            |     |      |            |     |      |            |     |      |            |     |      |            |     |      |

Medicaid Section 1115 SUD Demonstrations Monitoring Report – Part B Version 3.0  
 Pennsylvania Coverage for Former Foster Care Youth from a Different State and Substance Use Disorder (SUD) Demonstration

| Prompt   | State has no trends/<br>update to<br>report (place<br>an X) | Related<br>metric(s)<br>(if any) | State response   |
|--|---|----------------------------------|--|
| <b>8.2 Implementation update</b>   |   |                                  |  |
| 8.2.1 Compared to the demonstration design and operational details, the state expects to make the following changes to:<br><br>8.2.1.i. How health IT is being used to slow down the rate of growth of individuals identified with SUD |   |                                  | Question Area A: The metrics Q1 and Q2 demonstrate that information technology is being used to slow down the rate of growth of individuals identified with SUD by increasing the number of providers registered with and using the PDMP.  |
| 8.2.1.ii. How health IT is being used to treat effectively individuals identified with SUD   |   |                                  | Question Area B: How is information technology being used to treat effectively individuals identified with SUD? Question Area B: The HIT Metrics # S1, S2, and S3 demonstrate that the information technology is being used to treat effectively individuals identified with SUD. Actions tracked: Opioid prescriptions dispensed and alerts for high dosage. <i>Note: Alerts began in October 2018.</i> |
| 8.2.1.ii. How health IT is being used to   |   |                                  | Question Area C: The HIT metrics (Q3 and S4) demonstrate that information technology is being used to effectively monitor “recovery supports and services” for individuals identified with SUD. This is  |



Medicaid Section 1115 SUD Demonstrations Monitoring Report – Part B Version 3.0  
 Pennsylvania Coverage for Former Foster Care Youth from a Different State and Substance Use Disorder (SUD) Demonstration

| Prompt  | State has no trends/<br>update to report (place an X) | Related metric(s) (if any) | State response   |
|---|---|----------------------------|--|
| effectively monitor “recovery” supports and services for individuals identified with SUD  |   |                            | occurring through improvements in the overall integration of corrections facilities and EDs with the HIE and PDMP and the increase in alerts sent. |
| 8.2.1.iii. Other aspects of the state’s plan to develop the health IT infrastructure /capabilities at the state, delivery system, health plan/MCO, and individual provider levels |   |                            | None.  |
| 8.2.1.iv. Other aspects of the state’s  |   |                            | None.  |

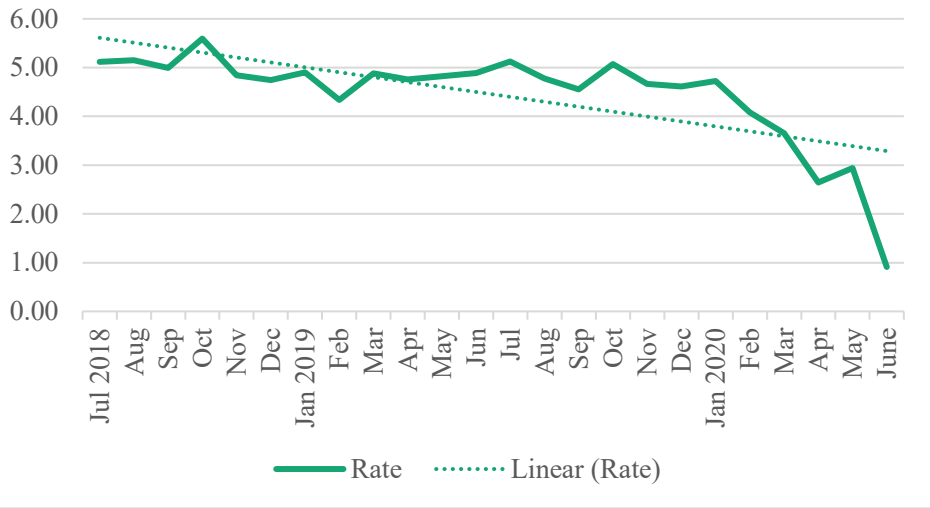
Medicaid Section 1115 SUD Demonstrations Monitoring Report – Part B Version 3.0  
 Pennsylvania Coverage for Former Foster Care Youth from a Different State and Substance Use Disorder (SUD) Demonstration

| Prompt   | State has no trends/<br>update to report (place an X) | Related metric(s) (if any) | State response |
|--|---|----------------------------|----------------|
| health IT implementation milestones  |   |                            |                |
| 8.2.1.v. The timeline for achieving health IT implementation milestones  |   |                            | None.          |
| 8.2.1.vi. Planned activities to increase use and functionality of the state’s prescription drug monitoring program |   |                            | None.          |
| 8.2.2 The state expects to make other program changes that may affect metrics related to health IT                 |   |                            | None.          |
| <b>9. Other SUD-related metrics</b>  |   |                            |                |
| <b>9.1 Metric trends</b>   |   |                            |                |

Medicaid Section 1115 SUD Demonstrations Monitoring Report – Part B Version 3.0  
 Pennsylvania Coverage for Former Foster Care Youth from a Different State and Substance Use Disorder (SUD) Demonstration

| Prompt  | State has no trends/<br>update to report (place an X) | Related metric(s) (if any)   | State response   |
|---|---|--|--|
| 9.1.1 The state reports the following metric trends, including all changes (+ or -) greater than 2 percent related to other SUD-related metrics | X   | Metric #23:<br>Emergency Department Utilization for SUD per 1,000 Medicaid Beneficiaries<br><br>Metric #24:<br>Inpatient Stays for SUD per 1,000 Medicaid Beneficiaries<br><br>Metric #25:<br>Readmissions Among Beneficiaries with SUD<br><br>Metric #26:<br>Drug Overdose Deaths (count) | <p><i>Metrics #24, 26, 27, and 32 are annual metrics and reported for DY1 in the DY2Q1 report for the first time. There is no trend because these were a baseline metrics.</i></p> <p>The Commonwealth plans to complete programming of metrics 15, 17, 18, 21, 22, and 25 prior to the DY3Q1 report.</p> <p>Metric #23 reports the rate per 1,000 of emergency room visits for SUD. The number of ED visits for SUD per 1,000 beneficiaries continues to decline.</p> |

Medicaid Section 1115 SUD Demonstrations Monitoring Report – Part B Version 3.0  
 Pennsylvania Coverage for Former Foster Care Youth from a Different State and Substance Use Disorder (SUD) Demonstration

| Prompt   | State has no trends/<br>update to<br>report (place<br>an X) | Related<br>metric(s)<br>(if any)  | State response   |
|--|---|---|--|
|  |   | Metric #27:<br>Drug Overdose<br>Deaths (rate)<br><br>Metric #32:<br>Access to<br>Preventive/Am<br>bulatory Health<br>Services for<br>Adult<br>Medicaid<br>Beneficiaries<br>with SUD | <p data-bbox="1066 461 1755 532">Metric #23: Emergency Department Utilization for SUD per 1,000 Beneficiaries through DY2Q4</p>  <p data-bbox="940 1107 1860 1172">ED visits for older adults increased over time while ED visits for children was relatively steady.</p> |
| <b>9.2 Implementation update</b>   |   |   |  |
| 9.2.1 The state reports the following metric trends, including all changes (+ or -) greater than 2 percent |   |   |  |

Medicaid Section 1115 SUD Demonstrations Monitoring Report – Part B Version 3.0  
 Pennsylvania Coverage for Former Foster Care Youth from a Different State and Substance Use Disorder (SUD) Demonstration

| Prompt                               | State has no trends/<br>update to report (place an X) | Related metric(s) (if any) | State response |
|--------------------------------------|---|----------------------------|----------------|
| related to other SUD-related metrics |   |                            |                |

**4. Narrative information on other reporting topics**

| Prompts   | State has no update to report (Place an X) | State response   |
|---|--|--|
| <b>10. Budget neutrality</b>  |  |  |
| <b>10.1 Current status and analysis</b>   |  |  |
| 10.1.1 If the SUD component is part of a broader demonstration, the state should provide an analysis of the SUD-related budget neutrality and an analysis of budget neutrality as a whole. Describe the current status of budget neutrality and an analysis of the budget neutrality to date. |  | The Commonwealth continues to report on the 1115 waiver schedules this quarter by Date of Payment. The Commonwealth is using the correct BN forms for the SUD 1115 quarterly report. |
| <b>10.2 Implementation update</b>   |  |  |
| 10.2.1 The state expects to make other program changes that may affect budget neutrality  |  | The Commonwealth reported on the Commonwealth’s 1115 waiver schedule by Date of Payment only.  |
| <b>11. SUD-related demonstration operations and policy</b>  |  |  |
| <b>11.1 Considerations</b>  |  |  |
| 11.1.1 The state should highlight significant SUD (or if broader demonstration, then SUD-related) demonstration operations or policy considerations   |  | Annual Grievance and Appeal reporting:<br><br>Complaints (Federally known as Grievances)   |

Medicaid Section 1115 SUD Demonstrations Monitoring Report – Part B Version 3.0  
 Pennsylvania Coverage for Former Foster Care Youth from a Different State and Substance Use Disorder (SUD) Demonstration

| Prompts  | State has no update to report (Place an X) | State response                          |               |   |       |                             |  |
|--|--|---|---------------|---|-------|-----------------------------|--|
| <p>that could positively or negatively affect beneficiary enrollment, access to services, timely provision of services, budget neutrality, or any other provision that has potential for beneficiary impacts. Also, note any activity that may accelerate or create delays or impediments in achieving the SUD demonstration’s approved goals or objectives, if not already reported elsewhere in this document. See report template instructions for more detail.</p> |  |   | SFY 2018/2019 | SFY 2019/2020                                       | Rate  | Description                 |  |
|  |  | N                                       | 975           | 879   | 9.85% | DECREASE in Numerator       |  |
|  |  | D                                       | 2,968         | 3,595   | 1.21% | 21% INCREASE in Denominator |  |
|  |  | Grievances (Federally known as Appeals) |               |   |       |                             |  |
|  |  |   | SFY 2018/2019 | SFY 2019/2020                                       | Rate  | Description                 |  |
| N  | 117  | 343                                     | 2.93%         | Almost a threefold INCREASE in SUD Grievances filed |       |                             |  |
| D  | 975  | 2,052                                   | 2.10%         | A two fold INCREASE in Grievances                   |       |                             |  |
| <p>In looking at SFY 2019/2020 compared to SFY 2018/2019, there was an increase in the SUD complaints filed (numerators) and a decrease in the MH/SUD complaints filed (denominators). There was an upward trend in quarterly percentages with one break over eight quarters.</p>  |  |   |               |   |       |                             |  |
| <p>BH-MCO reports concerning SUD Complaints (federal language — Grievances)</p>  |  |   |               |   |       |                             |  |

Medicaid Section 1115 SUD Demonstrations Monitoring Report – Part B Version 3.0  
 Pennsylvania Coverage for Former Foster Care Youth from a Different State and Substance Use Disorder (SUD) Demonstration

| Prompts | State has no update to report (Place an X) | State response  |
|---------|--|---|
|         |  | <ul style="list-style-type: none"> <li>• The BH-MCOs have noted an increase in SUD complaint numbers but these were smaller numbers than MH complaints.</li> <li>• There were smaller clusters of SUD complaints in OP SUD providers that were newer or had turnover of staff.</li> <li>• There has been an ongoing quality improvement effort related to complaints by having consistent collaboration between care management staff and providers.</li> <li>• Of the SUD complaints, COVID-19 precautions/ protocols Q4 SFY 2019/2020 were a newer complaint area as providers/members tried adjusted to this pandemic (April, May, and June 2020).</li> <li>• There have been newer services as related to the opioid epidemic with newer learning processes for providers.</li> <li>• All of the BH-MCOs responding have active review processes to identify opportunities in collaboration when a provider or area has been identified.</li> </ul> <p>In analyzing the above Commonwealth SUD grievance numbers in the 1115 waiver, we compared this to the data provided for SFY 2018/2019. We found a sharp decrease in the SUD grievances filed and the MH/SUD denominators in SFY 2019/2020 when compared to SFY 2018/2019.</p> <p>BH-MCO reports concerning SUD Grievances (federal language-Appeals)</p> |

Medicaid Section 1115 SUD Demonstrations Monitoring Report – Part B Version 3.0  
 Pennsylvania Coverage for Former Foster Care Youth from a Different State and Substance Use Disorder (SUD) Demonstration

| Prompts | State has no update to report (Place an X) | State response   |
|---------|--|--|
|         |  | <ul style="list-style-type: none"> <li>• The 1135 waiver of pre-authorization requirements during the COVID-19 pandemic went into effect in May 2020, decreasing denials and thus grievances.</li> <li>• There has been a consistent decrease in denials over this time period related to more frequent peer-to-peer consultations. This resulted in decreased grievance numbers.</li> <li>• Provider and BH-MCO staff learned to apply ASAM guidelines together as part of the Commonwealth-wide transition initiative. This helped in the interpretation of medical necessity guidelines for SUD treatment thus decreasing denials then grievances.</li> <li>• One BH-MCO implemented a system for automated authorization and notification of several SUD LOCs through our provider portal, which lessened the need for prior authorization of SUD services.</li> <li>• Another BH-MCO removed the precertification requirements for 2.5 LOC and on April 1, 2020 moved to an alternative payment arrangement because of the COVID-19 pandemic during this period no SUD precertification were required.</li> </ul> |



Medicaid Section 1115 SUD Demonstrations Monitoring Report – Part B Version 3.0  
 Pennsylvania Coverage for Former Foster Care Youth from a Different State and Substance Use Disorder (SUD) Demonstration

| Prompts  | State has no update to report (Place an X) | State response   |
|--|--|--|
| <b>11.2 Implementation update</b>  |  |  |
| 11.2.1 Compared to the demonstration design and operational details, the state expects to make the following changes to:<br>11.2.1.i. How the delivery system operates under the demonstration (e.g. through the managed care system or fee for service) |  | Initially, the Commonwealth faced many political issues that caused significant delays. Pennsylvania has over 900 providers involved in this transition — not like some states with a small number of public funded providers. Pennsylvania has a large number of providers trying to transition; this is not a barrier or a challenge, but this is a large number of providers to transition.                             |
| 11.2.1.ii. Delivery models affecting demonstration participants (e.g. Accountable Care Organizations, Patient Centered Medical Homes)  |  | There are 16 providers who contract under Medicaid who do not have contracts with the SCAs. OMHSAS is analyzing its options for ensuring that those Medicaid-only providers will comply with ASAM requirements.  |
| 11.2.1.iii. Partners involved in service delivery  |  | The Commonwealth is also working with two sister agencies; forging a major system transformation across the entire Commonwealth.<br><br>The Drug and Alcohol system is layered; DDAP (managing the system transformation), SCA (responsible for getting the clients the services that they need), OMHSAS (overseeing Medicaid), PCs and BH-MCOs contracting for Medicaid services, and providers (providing the services). |

Medicaid Section 1115 SUD Demonstrations Monitoring Report – Part B Version 3.0  
 Pennsylvania Coverage for Former Foster Care Youth from a Different State and Substance Use Disorder (SUD) Demonstration

| Prompts  | State has no update to report (Place an X) | State response  |
|--|--|---|
| <p>11.2.2 The state experienced challenges in partnering with entities contracted to help implement the demonstration (e.g., health plans, credentialing vendors, private sector providers) and/or noted any performance issues with contracted entities</p> |  |   |
| <p>11.2.3 The state is working on other initiatives related to SUD or OUD</p>  |  | <ul style="list-style-type: none"> <li>• The Commonwealth cooperated with the Drug Enforcement Administration’s 19th National Prescription Drug Take-Back Day Initiative on October 24, 2020.</li> <li>• Governor Wolf launched the nation’s first innovative, evidence-based SUD stigma reduction campaign on September 28, 2020. Life Unites Us is an evidence-based approach to stigma reduction of SUD specifically for OUD. The partnership with national non-profit, Shatterproof, is the first of its kind.</li> <li>• The Wolf administration encouraged participation in overdose awareness day on August 31, 2020 to remember those who have lost their battle with SUD.</li> <li>• Governor Wolf signed the 11th renewal of Opioid Disaster Declaration on August 19, 2020.</li> <li>• Governor Wolf released an Opioid command center strategic plan to fight the opioid epidemic on July 6, 2020.</li> </ul> |

Medicaid Section 1115 SUD Demonstrations Monitoring Report – Part B Version 3.0  
 Pennsylvania Coverage for Former Foster Care Youth from a Different State and Substance Use Disorder (SUD) Demonstration

| Prompts | State has no update to report (Place an X) | State response   |
|---------|--|--|
|         |  | <ul style="list-style-type: none"> <li>• Governor Wolf announced more than \$2 million in grants for employment services for individuals with Opioid Use Disorder (OUD) on July 2, 2020.</li> <li>• Governor Wolf awarded \$1 million in grants to help veterans overcome SUD on March 2, 2020.</li> <li>• Governor Wolf awarded \$1.5 million in grants for OUD Criminal Justice Diversion Programs on February 18, 2020.</li> <li>• Governor Wolf proposed regulations to support MH/SUD coverage regulations on February 3, 2020.</li> <li>• Governor Wolf announced \$5 million in grants to health individuals in recovery for OUD and their families on January 30, 2020.</li> <li>• On December 30, 2019, Governor Wolf announced that the Commonwealth would allocate \$5 million in federal funding for loan repayment for health care practitioners providing medical and behavioral health care and treatment for SUD and OUD in areas where there is high opioid-use and a shortage of health care practitioners.</li> <li>• On December 3, 2019, Governor Wolf signed the eighth renewal of Pennsylvania’s Opioid Disaster Declaration. In January 2018, he signed the first disaster declaration so the Commonwealth could focus resources and break down government siloes to address the burgeoning heroin and opioid epidemic.</li> </ul> |

Medicaid Section 1115 SUD Demonstrations Monitoring Report – Part B Version 3.0  
 Pennsylvania Coverage for Former Foster Care Youth from a Different State and Substance Use Disorder (SUD) Demonstration

| Prompts  | State has no update to report (Place an X) | State response   |
|--|--|--|
|  |  | <ul style="list-style-type: none"> <li>On December 2, 2019, Governor Wolf announced that DDAP will award \$2.1 million in federal Substance Abuse and Mental Health Services Administration (SAMHSA) grants to enhance community recovery supports for individuals with SUD. On November 7, 2019, Governor Wolf announced that his administration was awarding \$3.4 million in federal SAMHSA grants for support services for pregnant and postpartum women with OUD.</li> <li>On October 28, 2019, Governor Wolf announced that health care providers prescribing controlled substances are required to do so electronically, unless they meet certain exceptions. Act 96 requires the electronic prescribing, which is a deterrent against prescription fraud.</li> <li>On October 1, 2019, Governor Wolf kicked off the first Opioid Command Center Opioid Summit: Think Globally, Act Locally. The summit brought 200 individuals helping their communities fight the opioid crisis, including community organizations, non-profits, schools, health care workers, addiction and recovery specialists, and families affected by the opioid crisis.</li> </ul> |
| 11.2.4 The initiatives described above are related to the SUD or OUD demonstration (The state should note similarities and differences from the SUD demonstration) |  |  |

Medicaid Section 1115 SUD Demonstrations Monitoring Report – Part B Version 3.0  
 Pennsylvania Coverage for Former Foster Care Youth from a Different State and Substance Use Disorder (SUD) Demonstration

| Prompts  | State has no update to report (Place an X) | State response  |
|--|--|---|
| <b>12. SUD demonstration evaluation update</b>   |  |   |
| <b>12.1 Narrative information</b>  |  |   |
| 12.1.1 Provide updates on SUD evaluation work and timeline. The appropriate content will depend on when this report is due to CMS and the timing for the demonstration. There are specific requirements per Code of Federal Regulations (CFR) for annual reports. See report template instructions for more details. |  | <ul style="list-style-type: none"> <li>• CMS approved the Commonwealth’s Evaluation Design on May 22, 2020.</li> <li>• The Commonwealth responded to the second round of CMS questions on the Evaluation Design on February 3, 2020.</li> <li>• CMS approved the monitoring protocol in December 2020.</li> </ul> |
| 12.1.2 Provide status updates on deliverables related to the demonstration evaluation and indicate whether the expected timelines are being met and/or if there are any real or anticipated barriers in achieving the goals and timeframes agreed to in the STCs   |  | The Commonwealth anticipates submittal of the mid-point assessment in early 2021 consistent with the deadlines agreed upon due to the pandemic. All other deadlines are anticipated to be met.  |

Medicaid Section 1115 SUD Demonstrations Monitoring Report – Part B Version 3.0  
 Pennsylvania Coverage for Former Foster Care Youth from a Different State and Substance Use Disorder (SUD) Demonstration

| Prompts   | State has no update to report (Place an X) | State response   |
|---|--|--|
| 12.1.3 List anticipated evaluation-related deliverables related to this demonstration and their due dates   |  | <p>The Commonwealth anticipates submittal of the mid-point assessment in early 2021 consistent with the deadlines agreed upon due to the pandemic.</p> <p>The draft interim evaluation report is due September 30, 2021 and the draft summative evaluation report is due 18 months following the demonstration (March 31, 2024). There are no anticipated barriers to achieving the goals and timeframes related to the demonstration evaluation after the pandemic.</p>   |
| <b>13. Other demonstration reporting</b>  |  |  |
| <b>13.1 General reporting requirements</b>  |  |  |
| 13.1.1 The state reports changes in its implementation of the demonstration that might necessitate a change to approved STCs, implementation plan, or monitoring protocol |  | <p>Any delays or variance with provisions outlined in Standard Terms and Conditions.</p> <p>DHS and DDAP are working together to develop ASAM service descriptions and delivery standards including admission, continuing stay and discharge criteria, the types of services, hours of clinical care, credentials of staff, and implementation of requirements for each LOC. Admission, continuing stay and discharge criteria are complete. Once the remainder of the ASAM service descriptions and delivery standards are complete, DHS will work to ensure that the coding and rates are consistent with any needed changes. Finally, DHS and DDAP will work to ensure that a cohesive provider monitoring program is in place.</p> |

Medicaid Section 1115 SUD Demonstrations Monitoring Report – Part B Version 3.0  
 Pennsylvania Coverage for Former Foster Care Youth from a Different State and Substance Use Disorder (SUD) Demonstration

| Prompts | State has no update to report (Place an X) | State response   |
|---------|--|--|
|         |  | <p>Capacity monitoring is anticipated to be embedded in the provider monitoring effort.</p> <p><b>SERVICE ALIGNMENT TO ASAM CRITERIA:</b><br/>                     An ASAM update was released in January 2020 to the provider community.</p> <ul style="list-style-type: none"> <li>• In 2020, DDAP and DHS aligned service delivery (hours, service descriptions, staff qualifications) to The ASAM Criteria, 2013.</li> <li>• A systematic “roll out” of service delivery descriptions and expectations occurred during the first half of 2020, beginning with residential services (3.0). DDAP and DHS communicated details through in-person discussions, listserv communications, web postings, etc.</li> <li>• DDAP aligned with the ASAM Criteria by no longer delineating two types of 3.5 LOC, i.e., 3.5 Rehabilitative and 3.5 Habilitative. Services including length of stay within a 3.5 LOC were determined based on the identified needs of the individual within those programs.</li> <li>• This change will not result in any loss of capacity or changes in licensing. The focus on providing services that meet the needs of each individual and not a predetermined length of stay should support overall quality and continuity of service efforts.</li> </ul> |

Medicaid Section 1115 SUD Demonstrations Monitoring Report – Part B Version 3.0  
 Pennsylvania Coverage for Former Foster Care Youth from a Different State and Substance Use Disorder (SUD) Demonstration

| Prompts  | State has no update to report (Place an X) | State response  |
|--|--|---|
|  |  | <ul style="list-style-type: none"> <li>• Those specialized 3.5 programs, which have been longer in length, and more intense in service, specifically PWWWC services and those programs that have a criminal justice component still have the capacity to offer the services that are necessary, requesting the amount of time needed to address needs identified in the six-dimensional assessment/ re-assessment. Client need should always drive length of stay and not be program-driven.</li> <li>• DDAP/DHS expects to be fully aligned with service delivery in July, 2021.</li> <li>• Compliance reviews of residential providers are expected to take place in early 2022.</li> <li>• Compliance with the fully aligned ASAM continuum is expected by July 2022.</li> </ul> |
| <p>13.1.2 The state anticipates the need to make future changes to the STCs, implementation plan, or monitoring protocol, based on expected or upcoming implementation changes</p>                             |  |   |
| <p>13.1.3 Compared to the demonstration design and operational details, the state expects to make the following changes to:</p> <p>13.1.3.i. The schedule for completing and submitting monitoring reports</p> |  | <p>The Commonwealth anticipates submittal of the mid-point assessment in early 2021 consistent with the deadlines agreed upon due to the pandemic. The Commonwealth anticipates submitting DY3Q1 and DY3Q2 reports in March 2021.</p>   |
| <p>13.1.3.ii. The content or completeness of submitted reports and/or future reports</p>   |  |   |



Medicaid Section 1115 SUD Demonstrations Monitoring Report – Part B Version 3.0  
 Pennsylvania Coverage for Former Foster Care Youth from a Different State and Substance Use Disorder (SUD) Demonstration

| Prompts  | State has no update to report (Place an X) | State response   |
|--|--|--|
| 13.1.4 The state identified real or anticipated issues submitting timely post-approval demonstration deliverables, including a plan for remediation  |  |  |
| <b>13.2 Post-award public forum</b>  |  |  |
| 13.2.2 If applicable within the timing of the demonstration, provide a summary of the annual post-award public forum held pursuant to 42 CFR § 431.420(c) indicating any resulting action items or issues. A summary of the post-award public forum must be included here for the period during which the forum was held and in the annual report. |  | The next post award forum is scheduled for March 2021 due to the pandemic. |

Medicaid Section 1115 SUD Demonstrations Monitoring Report – Part B Version 3.0  
 Pennsylvania Coverage for Former Foster Care Youth from a Different State and Substance Use Disorder (SUD) Demonstration

| Prompts   | State has no update to report (Place an X) | State response |
|---|--|----------------|
| <b>14. Notable state achievements and/or innovations</b>  |  |                |
| <b>14.1 Narrative information</b>   |  |                |
| 14.1.1 Provide any relevant summary of achievements and/or innovations in demonstration enrollment, benefits, operations, and policies pursuant to the hypotheses of the SUD (or if broader demonstration, then SUD related) demonstration or that served to provide better care for individuals, better health for populations, and/or reduce per capita cost. Achievements should focus on significant impacts to beneficiary outcomes. Whenever possible, the summary should describe the achievement or innovation in quantifiable terms, e.g., number of impacted beneficiaries. |  |                |

Medicaid Section 1115 SUD Demonstrations Monitoring Report – Part B Version 3.0  
Pennsylvania Coverage for Former Foster Care Youth from a Different State and Substance Use Disorder (SUD) Demonstration

---

\*The state should remove all example text from the table prior to submission.

Note: Licensee and states must prominently display the following notice on any display of Measure rates:

*Measures IET-AD, FUA-AD, FUM-AD, and AAP [Metrics #15, 17(1), 17(2), and 32] are Healthcare Effectiveness Data and Information Set (HEDIS®) measures that are owned and copyrighted by the National Committee for Quality Assurance (NCQA). HEDIS measures and specifications are not clinical guidelines, do not establish a standard of medical care and have not been tested for all potential applications. The measures and specifications are provided “as is” without warranty of any kind. NCQA makes no representations, warranties or endorsements about the quality of any product, test or protocol identified as numerator compliant or otherwise identified as meeting the requirements of a HEDIS measure or specification. NCQA makes no representations, warranties, or endorsement about the quality of any organization or clinician who uses or reports performance measures and NCQA has no liability to anyone who relies on HEDIS measures or specifications or data reflective of performance under such measures and specifications.*

*The measure specification methodology used by CMS is different from NCQA’s methodology. NCQA has not validated the adjusted measure specifications but has granted CMS permission to adjust. A calculated measure result (a “rate”) from a HEDIS measure that has not been certified via NCQA’s Measure Certification Program, and is based on adjusted HEDIS specifications, may not be called a “HEDIS rate” until it is audited and designated reportable by an NCQA-Certified HEDIS Compliance Auditor. Until such time, such measure rates shall be designated or referred to as “Adjusted, Uncertified, Unaudited HEDIS rates.”*