



MISSISSIPPI DIVISION OF
MEDICAID

MISSISSIPPI
Medicaid Family Planning 1115 Annual Report
Demonstration Waiver 11-W-00157/4
January 1, 2022 – December 2022

March 23, 2023

550 High Street, Suite 1000
Jackson, Mississippi 39201
Website: [medicaid.ms.gov](https://www.medicaid.ms.gov)

The Mississippi Division of Medicaid responsibly provides access to quality health coverage for vulnerable Mississippians.

Confidentiality Note: *This document and all attached pages are confidential and/or proprietary to the Mississippi Division of Medicaid, and may contain sensitive information, including, but not limited to, protected health information as defined by the Health Insurance Portability and Accountability Act (HIPAA) of 1996. The information contained in this document and all attached pages is intended for the exclusive use of the intended recipient and/or individual or entity named herein. The use, disclosure, copying, or distribution by any means, to anyone other than the intended recipient without the prior written permission of the Mississippi Division of Medicaid, is strictly prohibited. Any such unauthorized use, disclosure, copying, or distribution may violate federal and/or state privacy laws, including, but not limited to, HIPAA. If you have received this document, or any attached pages, in error, please notify the sender for instructions on how to destroy or return the information without additional disclosure. Thank you for your assistance in the protection of confidential information.*

Table of Contents

A. Executive Summary	3
1. <i>Synopsis of Information Contained in the Report</i>	3
2. <i>Program Updates – Current Trends or Significant Program Changes</i>	4
3. <i>Policy Issues and Challenges</i>	4
B. Utilization Monitoring	5
C. Program Outreach and Education	8
1. <i>General Outreach and Awareness</i>	8
2. <i>Target Outreach Campaign(s)</i>	8
D. Program Integrity	9
E. Grievances and Appeals	9
F. Annual Post Award Forum	10
G. Budget Neutrality	10
H. Demonstration Evaluation Activities & Interim Findings	11

MONITORING REPORT

FAMILY PLANNING SECTION 1115 DEMONSTRATION

State: Mississippi

Demonstration Reporting Period: January 1, 2022, to December 31, 2022

Demonstration Year: 19

Approved Start and End Date of the Demonstration: Jan. 1, 2018, to Dec. 31, 2027

A. Executive Summary

1. Synopsis of Information Contained in the Report

The Family Planning Waiver (FPW) annual report is an overview of the progress made in achieving the following goals:

- Ensure access to and utilization of family planning services and family planning related services for individuals not otherwise eligible for Medicaid.
- Improve birth outcomes and/or maintain health outcomes for the target population as a result of access to family planning services and family planning related services; and
- Increase the overall savings attributable to providing family planning services and family planning-related services.

To accomplish the stated goals, the Centers for Medicare & Medicaid Services (CMS) and the Mississippi Division of Medicaid (DOM) expect this demonstration program will promote the FPW program objectives by:

- Improving access to and use of Medicaid family planning services by women who have received a Medicaid pregnancy related service.
- Improving access to and use of Medicaid family planning services by women and men who are not otherwise eligible for Medicaid.
- Improving birth outcomes (e.g., low birthweight) and the health of women in the demonstration population.
- Increasing the child spacing interval among women in the demonstration population.
- Reducing the number of unintended pregnancies among women in the demonstration population.
- Reducing overall pregnancy among teenage women in the demonstration population.

- Reducing the number of repeat births among teenage women in the demonstration population.
- Decreasing the number of Medicaid paid deliveries, which will reduce annual expenditures for prenatal, delivery, and newborn services.
- Increasing the overall savings attributable to providing family planning services by covering women for one year postpartum.

The current Mississippi Family Planning section 1115 (a) Medicaid demonstration, effective through December 31, 2027, continues to expand the provision of family planning services and family planning related services to women and men, ages 13 through 44, who are capable of reproducing. Participants must be limited to an income of no more than 194% of the federal poverty level (FPL) (post Modified Adjusted Gross Income (MAGI) conversion) and are not otherwise enrolled in Medicaid, Medicare, the Children’s Health Insurance Program (CHIP), or any other creditable coverage that includes family planning services.

In accordance with the Standard Terms and Conditions (STCs), this Annual Monitoring Report will provide the status of the demonstration’s various operational areas and an analysis of program data collected for the period of January 1, 2022, through December 31, 2022.

2. Program Updates – Current Trends or Significant Program Changes

During Demonstration Year (DY) 19, DOM reports no administrative or operational changes to the demonstration. DOM was prohibited from disenrolling beneficiaries from the FPW waiver during the public health emergency (PHE) due to the COVID related maintenance of effort (MOE). There have been no changes in the health care delivery, benefits, quality of care, or payment rates that would impact the FPW demonstration program. There were no changes in enrollment, service utilization or provider participation during this reporting period. DOM does not have any reporting of audits, investigations, or lawsuits that would have an impact on the FPW demonstration.

3. Policy Issues and Challenges

DOM has not experienced any operational challenges or issues during DY 19. DOM is not considering any new policies related to legislative/budget activity or amendments to the current approved demonstration.

B. Utilization Monitoring

Table 1: Utilization Monitoring Measures

Topic	Measure [Reported for each month included in the annual report]
Utilization Monitoring	Unduplicated Number of Enrollees by Quarter
	Unduplicated Number of Beneficiaries with any Claim by Quarter (by key demographic characteristics such as age, gender, and income level)
	Utilization by Primary Method and Age Group
	Total number of beneficiaries tested for any sexually transmitted disease
	Total number of female beneficiaries who obtained a cervical cancer screening
	Total number of female beneficiaries who received a clinical breast exam

Table 2: Unduplicated Number of Enrollees by Quarter DY 19*

	Number of Female Enrollees by Age and Quarter				
	13-14	15-19	20-29	30-44	Total Unduplicated Female Enrollment
Quarter 1	7	426	13,882	8,778	23,093
Quarter 2	3	390	13,366	8,847	22,606
Quarter 3	2	362	12,922	9,018	22,304
Quarter 4	7	760	12,981	8,605	22,353
	Number of Males Enrollees by Age and Quarter				
	13-14	15-19	20-29	30-44	Total Unduplicated Male Enrollment
Quarter 1	2	41	1,646	1,530	3,219
Quarter 2	2	38	1,691	1,611	3,342
Quarter 3	3	42	1,743	1,719	3,507
Quarter 4	4	107	1,932	1,777	3,820

Source: Cognos Report 3 COE29 who Receive FPW service report

*CMS table template altered for age grouping to capture data for teen population without inclusion of ages 20 and above.

Table 3: Unduplicated Number of Beneficiaries with any Claim by Age Group and Gender per Quarter DY 19

	Number of Female Who Utilize Services by Age and Quarter					
	13-14	15-19	20-29	30-44	Total Female Users	Percentage of Total Unduplicated Female Enrollment
Quarter 1	4	191	5,095	2,835	8,125	35.2%
Quarter 2	1	173	4,390	2,522	7,086	31.3%
Quarter 3	1	143	3,980	2,388	6,512	29.2%
Quarter 4	3	234	2,954	1,753	4,944	22.1%
	Number of Males Who Utilize Services by Age and Quarter					
	13-14	15-19	20-29	30-44	Total Male Users	Percentage of Total Unduplicated Male Enrollment
Quarter 1	0	11	247	209	467	14.5%
Quarter 2	1	1	209	188	399	11.9 %
Quarter 3	0	7	211	191	409	11.7%
Quarter 4	0	8	131	98	237	6.2%

Source: Cognos Report 3 COE 29 who received FPW service report

Table 4: Utilization by Primary Method and Age Group DY 19

Primary Method	Total Users					
	13-14	15-19	20-29	30-44	Total	Percent of All Users
Female Sterilization Tubal	0	0	4	11	15	0.29%
Male Sterilization Vasectomy	0	0	0	0	0	0%
Emergency Contraceptives	0	0	0	0	0	0%
Intrauterine Device (IUD)	0	0	36	46	82	1.61%
Hormonal Implant	0	7	175	62	244	4.79%
1-Month Hormonal Injection	0	0	0	0	0	0%
3-Month Hormonal Injection	1	94	1175	835	2105	41.32%
Oral Contraceptive	2	104	1260	692	2058	40.40%
Contraceptive Patch	0	33	318	90	441	8.66%
Vaginal Ring	0	2	90	57	149	2.93%
Diaphragm	0	0	0	0	0	0%
Sponge	0	0	0	0	0	0%
Female Condom	0	0	0	0	0	0%
Male Condom	0	0	0	0	0	0%

Source: Cognos Report: Drug Utilization by DOS, PTC, COE, PB 500 & WO100650 Procedures

Mississippi Family Planning Approval Period: January 1, 2018, through December 31, 2027

Table 5: Number of Beneficiaries Tested for any STD for DY 19

	Female Tests		Male Tests		*Total Tests	
	Number	% Of Total	Number	% Of Total	Number	% Of Total Enrolled
Unduplicated Number of Beneficiaries who Obtained an STD Test	5,726	22.9%	316	8.0%	6,042	20.8%

Source: Cognos Report Number of beneficiaries tested for STDs, Pap Smears, and Breast Exams

Table 6: Total Number of Female Beneficiaries who obtained a Cervical Cancer Screening

Screening Activity	Number	Percent of Total Enrolled Females
Unduplicated number of female beneficiaries who obtained a cervical cancer screening	2,394	9.6%

Source: Cognos Report Number of beneficiaries tested for STDs, Pap Smears, and Breast Exams

Table 7: Breast Cancer Screening

Screening Activity	Number	Percent of Total Enrolled Females
Unduplicated number of female beneficiaries who obtained a breast cancer screening	N/A	N/A

Note: Breast cancer screenings are not a FPW covered service, therefore, no data is reported in Table 7.

Table 8: Clinical Breast Exam

Screening Activity	Number	Percent of Total Enrolled Females
Total number of female beneficiaries who received a clinical breast exam	1,641	6.6%

Source: Cognos Report Number of beneficiaries tested for STDs, Pap Smears, and Breast Exams

Note: The utilization monitoring measures listed in Table 1 of the STCs, requests the total number of female beneficiaries who received a clinical breast exam, however the template provided did not include a table to report the data. The information is provided in Table 8 above.

C. Program Outreach and Education

1. General Outreach and Awareness

DOM coordinates outreach and education activities with the Mississippi State Department of Health (MSDH) to improve Family Planning Waiver (FPW) enrollment and participation. During DY 19, MSDH distributed FPW brochures to more than 5,617 individuals which included providers, adults, and teenagers. MSDH also conducted telephonic family planning education and counseling, arranged health fairs, and assisted with completing the FPW applications. MSDH developed a FPW fact sheet that is available in English, Spanish, and Vietnamese. The fact sheets are included in the reminder notifications that are sent to clients when it is time to renew eligibility for the FPW program and are available on the MSDH website.

DOM's Office of Client Relations hosted various community activities and participated in Medicaid beneficiary workshops to increase awareness of the FPW program and provide education on the services that are offered under the waiver. DOM continues to have discussions with providers on how they can play a major role in educating patients about the waiver and assisting or directing them to DOM for enrollment. During DY 19, DOM's Office of Client Relations' outreach team attended 85 events and provided FPW education and outreach information to 5,632 individuals, including Medicaid Regional Office staff, beneficiaries, providers, and other health professionals.

2. Target Outreach Campaign(s)

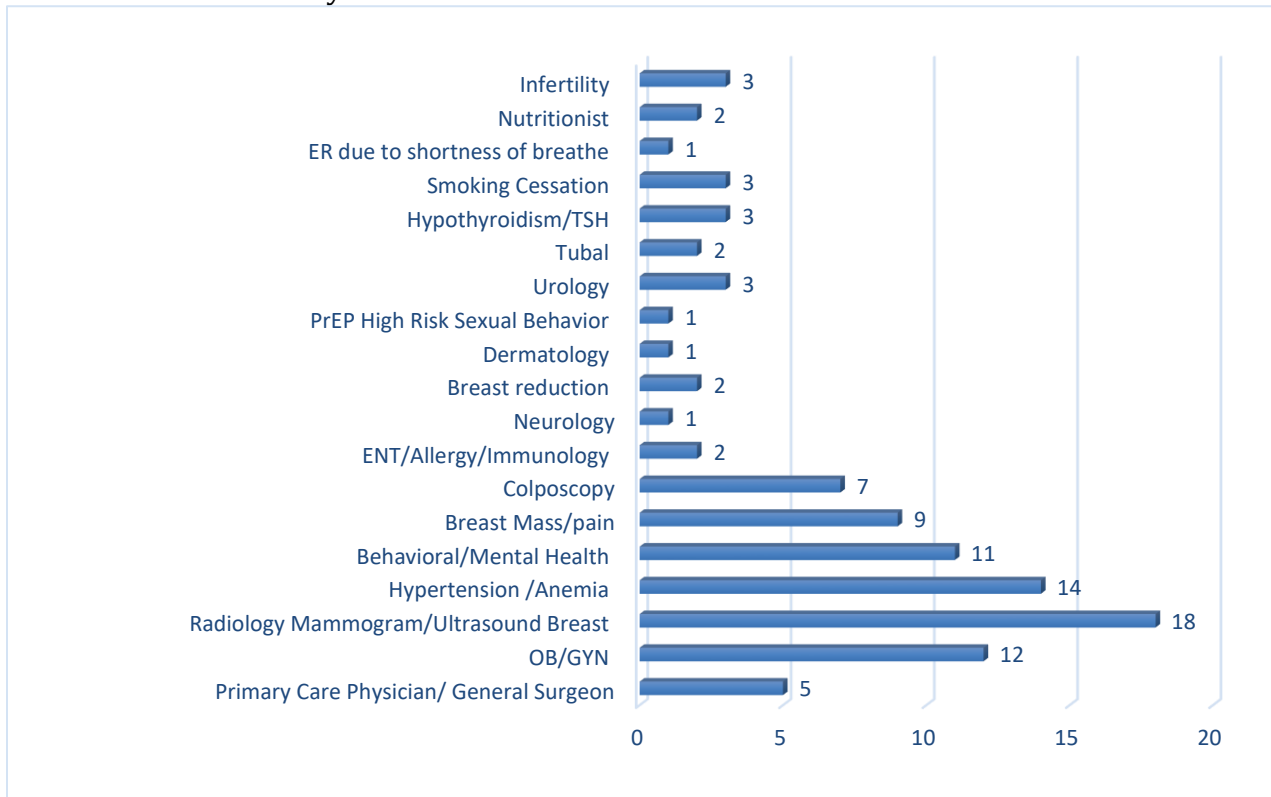
MSDH implemented a new program called "Operation Going Gold". The goal of the program is to increase enrollment in the FPW program. MSDH staff educate clients on the benefits offered by the FPW program, assist clients with completing the FPW Medicaid application, and follow-up with the client to ensure all required information is provided to Medicaid to complete the enrollment process. Each health department has a reminder system in place to notify beneficiaries when it's time to renew their FPW eligibility. A notification letter is mailed, along with a copy of the FPW Fact Sheet to the beneficiaries 2-3 months prior to the expiration of their benefit period as a reminder to complete a new application to continue eligibility for the program. Since the implementation of the program, 1,779 FPW applications state-wide were submitted to the Division of Medicaid under the "Operation Going Gold" project with 23.2% (412) of the applications approved.

D. Program Integrity

DOM's Office of Medical Services is responsible for monitoring providers who are reimbursed for family planning and family planning related services. Desk audits are performed by registered nurses (RNs) to ensure provider documentation supports the services reimbursed under the FPW program, participants are receiving appropriate medical care, and referrals are made for primary care and other services which are not family planning related.

During DY 19, the Office of Medical Services audited 64 private medical providers and 18 MSDH clinics. Chart 1 depicts physician referrals for the reporting period.

Chart 1: DY 19 FPW Physician Referrals



E. Grievances and Appeals

During DY 19, there were no grievances or appeals reported to the Division of Medicaid (DOM) Office of Medical Services related to the FPW demonstration program.

F. Annual Post Award Public Forum

Annual Post Award Forum

The FPW Annual Public Forum was held Monday, June 20, 2022, at 9 a.m. via teleconference.

May 20, 2022

Public Notice

Annual Public Forum

Mississippi Section 1115(a) Family Planning Demonstration

Pursuant to 42 C.F.R. Section 431.420(c), a Public Forum is required annually after the implementation of the Division of Medicaid's Family Planning Waiver. This Public Forum provides stakeholders the opportunity to provide meaningful comments on the progress of the Family Planning Waiver. The Family Planning Waiver operates under the authority of an 1115(a) waiver approved by the Centers for Medicare and Medicaid Services (CMS) effective January 1, 2018, through December 31, 2027. This Public Forum will be held from 9 a.m. until 10 a.m. on Monday, June 20, 2022. Due to the public health emergency, the Public Forum will be held via teleconference at 888-822-7517, access code: 4282244. There will be an opportunity for public comment during the forum.

G. Budget Neutrality

DOM certifies the accuracy of reporting the state's budget neutrality expenditure limits for FPW enrollees/participants (Refer to the FPW Budget Neutrality Workbook submitted to CMS on March 23, 2023).

H. Demonstration Evaluation Activities and Interim Findings

Table 9: FPW Goals and Objectives

Mississippi Family Planning Waiver Demonstration Objectives	
Goal 1: Ensure access to and utilization of family planning and/or family planning-related services for individuals not otherwise eligible for Medicaid.	
Objective 1:	Improving the access to and use of Medicaid family planning services by women who have received a Medicaid pregnancy related service.
Objective 2:	Improving the access to and use of Medicaid family planning-related services by women and men who are not otherwise eligible for Medicaid.
Goal 2: Improve or maintain health outcomes for the target population as a result of access to family planning services and family planning-related services.	
Objective 3:	Improving birth outcomes (e.g., low birthweight) and the health of women in the demonstration population. ²
Objective 4:	Increasing the child spacing interval among female FPW enrollees.
Objective 5:	Reducing the number of unintended pregnancies among women enrolled in the FPW.
Objective 6:	Reducing overall pregnancy among teenage women in the demonstration population.
Objective 7:	Reducing the number of repeat births among teenage women in the demonstration population.
Goal 3: Increase the overall savings attributable to providing family planning services.	
Objective 8:	Decreasing the number of Medicaid deliveries which will reduce the annual expenditures for prenatal, delivery and newborn services.
Objective 9:	Increasing the overall savings attributable to providing family planning services by covering women for one-year postpartum.

Evaluation Question: How did beneficiaries utilize covered services?

Goal 1: Ensure access to and utilization of family planning and/or family-related services for individuals not otherwise eligible for Medicaid.

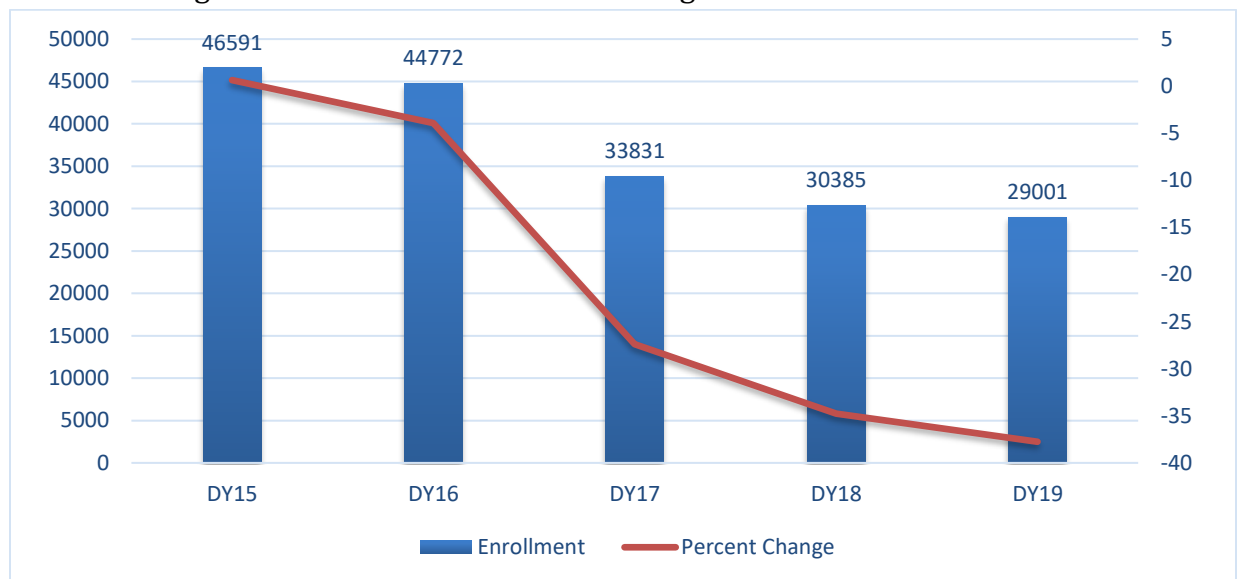
- **Objective 1:** Improving the access to and use of Medicaid family planning services by women who have received a Medicaid pregnancy related service.

During DY 19, 4,485 females accessed and utilized family planning and family planning related services compared to 6,649 in DY 18, a 32.5% decrease. . DOM believes this decrease can be primarily attributed to postpartum mothers remaining in full-coverage categories of eligibility beyond the traditional sixty (60) day postpartum coverage period as a result of federal PHE maintenance of effort requirements.

- **Objective 2:** Improving the access to and use of Medicaid family planning-related services by women and men who are not otherwise eligible for Medicaid.

During DY 19, 29,001 women and men were enrolled in the FPW demonstration compared to 30,385 in DY 18, a 4.6% decrease and a 37.8% decline between DY 15 and DY 19, as depicted in chart 2 below.

Chart 2: Changes in FPW Enrollment DY 15 through DY 19

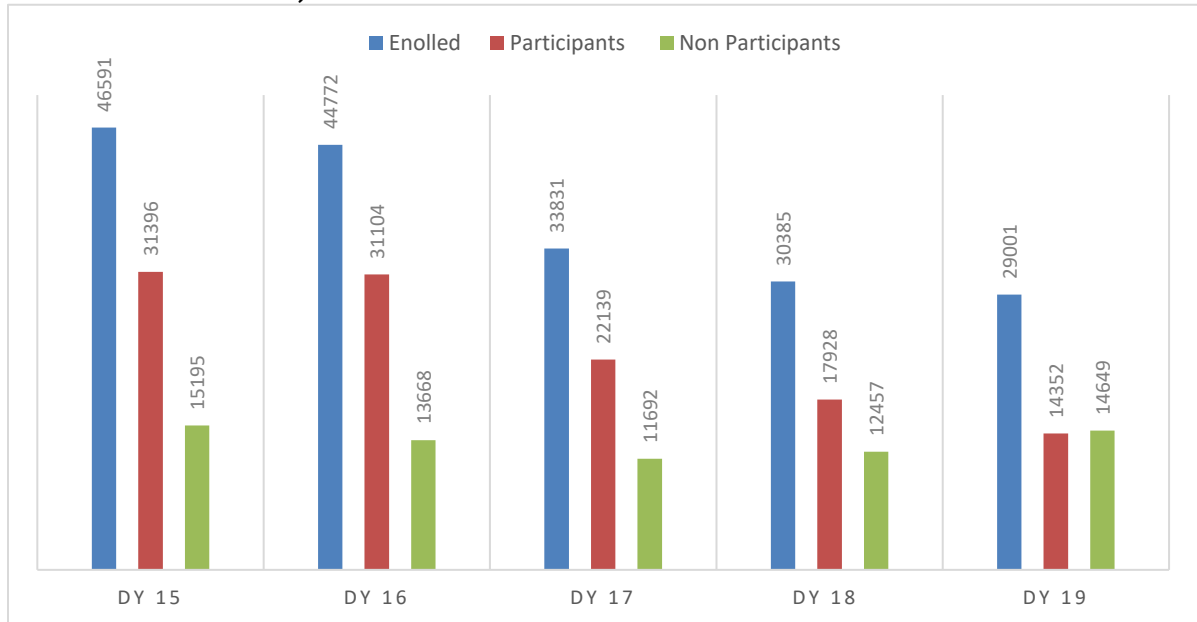


Source: Cognos RB705 FPW Annual Enrollment Report

Of the 29,001 women and men enrolled, 14,352 had at least one family planning or family planning related service encounter during DY 19, compared to 17,928 in DY 18, a 19.9% decrease in service utilization, and a 54.3% decline between DY 15 and

DY 19, as depicted in Chart 3. The decline in utilization is more evident during DYs 18-19 at the height of the PHE, when access to care was limited.

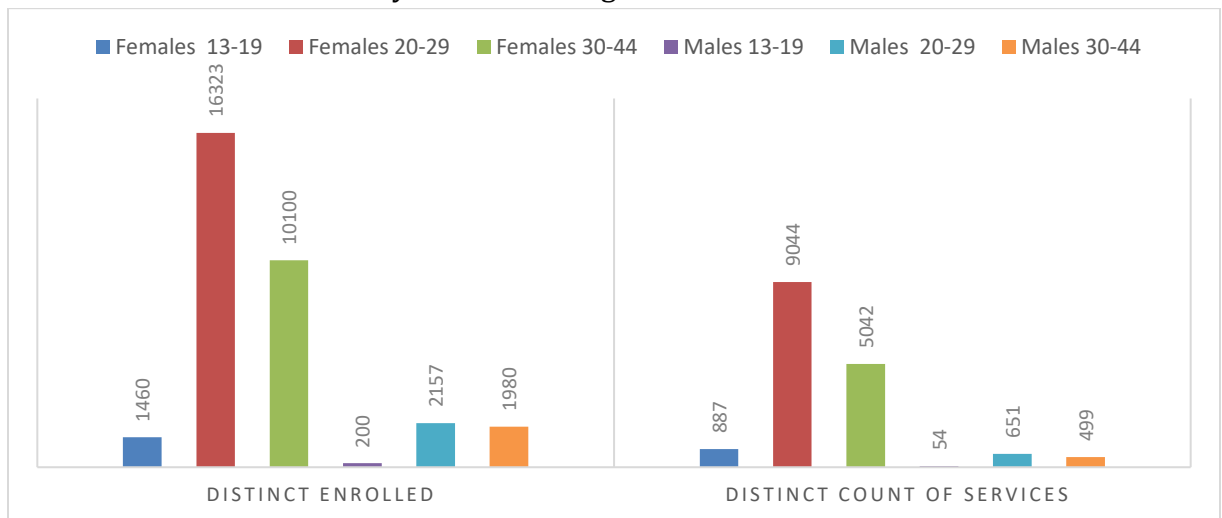
Chart 3: Enrollment, Utilization and Non-Utilization



Source: Cognos RB705 FPW Annual Enrollment Report

Measure/Outcome: The number of females and males by age group utilizing FPW services. During DY 19, 50.2% of FPW enrollees utilized family planning services and family planning-related services. Chart 4 depicts the number of females and males by age group that utilized FPW services.

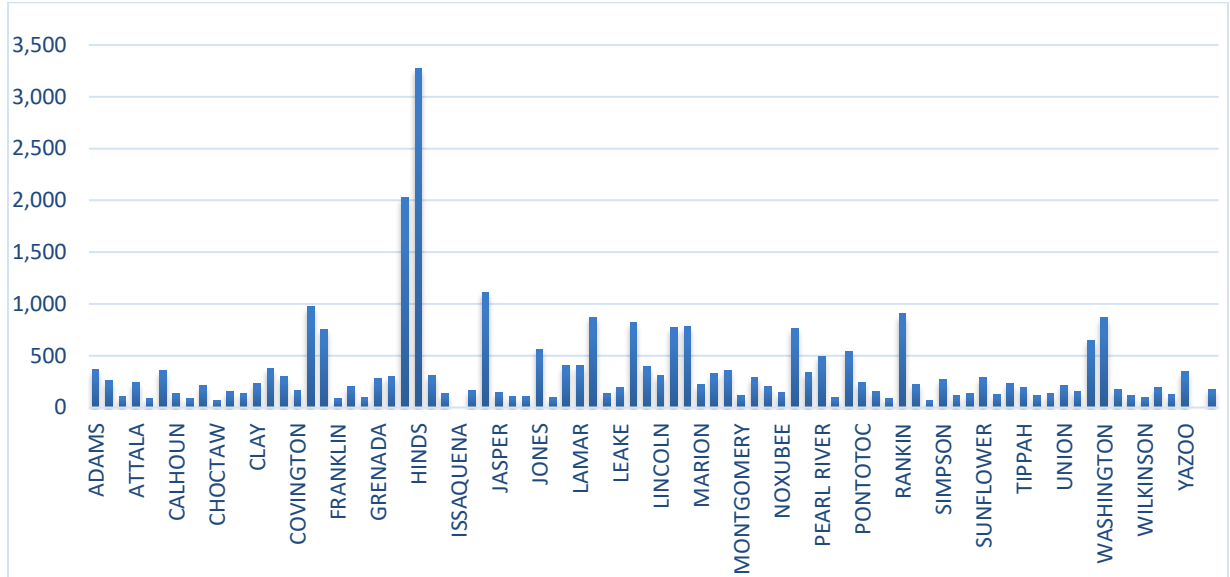
Chart 4: Number Enrolled by Gender and Age and Utilization of FPW Services



Source: Cognos Report 3 COE29 Who received FPW service report.

Measure/Outcome: The number of beneficiaries by county of residence. Chart 5 depicts enrollment by county for DY 19. The top five counties with the highest enrollment in the FPW demonstration include Hinds, Harrison, Jackson, DeSoto, and Rankin.

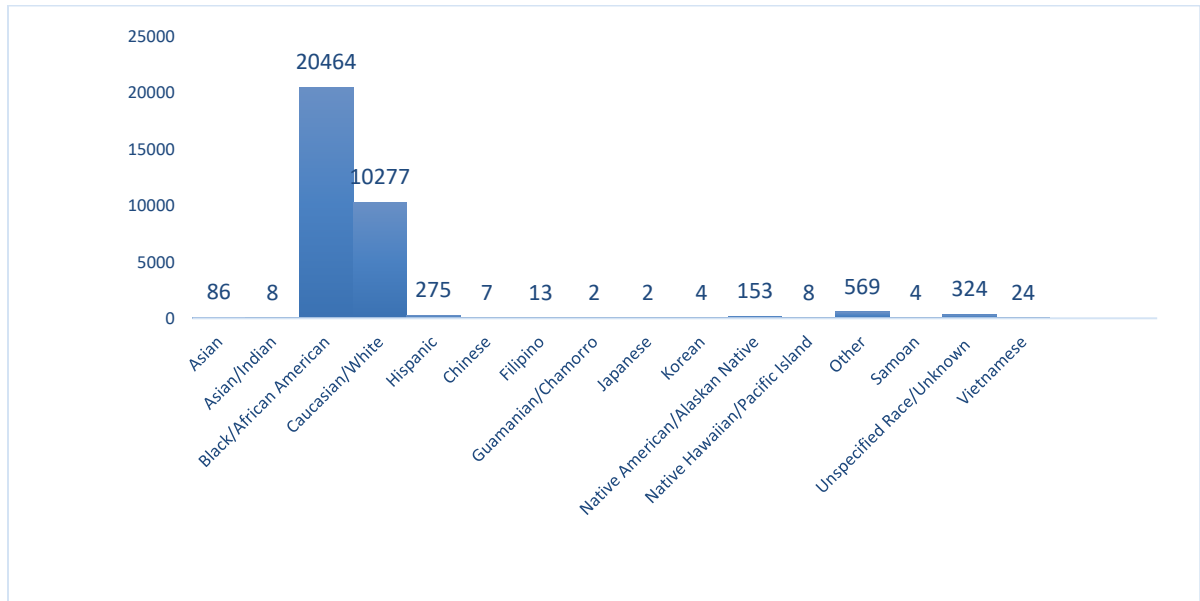
Chart 5. Enrollment by County of Residence



(Source: Cognos W0214317 FPW Enrollment)

Measure/Outcome: The number of FPW beneficiaries by race. Chart 6 depicts the number of FPW beneficiaries by race during DY 19.

Chart 6: FPW Beneficiaries by Race



(Source: Cognos Report 3 COE 029 who received FP service by race and gender)

Measure/Outcome: The number of female and male sterilizations. During DY 19, 14 females and 1 male selected sterilization as a permanent method of contraceptive to prevent pregnancy, compared to 27 females in DY 18, a 48.1% decrease and 3 males in DY 18, a 66.7% decrease.

(Source: Cognos Report WO100650 Refreshable by Procedure and DOS Paid and Denied COE 029).

Measure/Outcome: The number of females who utilized a contraceptive method in the year. During DY 19, 5,094 FPW beneficiaries utilized a contraceptive method compared to 6,434 in DY 18, a 20.8% decline in contraceptive utilization.

(Source: Cognos Report RB705 FPW Annual Enrollment).

Measure/Outcome: The number of female beneficiaries who utilized a long-acting reversible contraceptive (LARC) method. During DY 19, 326 females enrolled in the FPW demonstration utilized a LARC method to prevent pregnancy, compared to 504 in DY 18, a 35.3% decline in utilization and a 72.2% decline in LARCs between DYs 15 and 19.

(Source: Cognos Report Drug Utilization by DOS, PTC, COE, Plan ID 500 & WO100650 Procedures)

Measure/Outcome: The number of beneficiaries tested for any sexually transmitted disease (STD). During DY 19, 6,042 FPW beneficiaries received testing for STDs, compared to 6,413 in DY 18, a 5.8% decrease in STD testing. Of the 6,042 beneficiaries tested for STDs, 3,092 (51.2%) had a claim for a STD related drug/treatment.

(Source: Cognos Report Pharmacy claim count of those beneficiaries in COE 029 with a claim for a STD, or STI related drug).

Measure/Outcome: The number of female beneficiaries who obtained a cervical cancer screening. During DY 19, 2,394 female beneficiaries were screened for cervical cancer, compared to 2,679 in DY 18, a 10.6% decrease in cervical cancer screenings.

(Source: Cognos Report Number of beneficiaries tested for STDs, Pap Smears, and Breast Exams).

Measure/Outcome: The number of female beneficiaries who received a clinical breast exam. During DY 19, 1,641 female FPW beneficiaries received a clinical breast exam compared to 2,637 in DY 18, a 37.8% decline in clinical breast exams.

(Source: Cognos Report Number of beneficiaries tested for STDs, Pap Smears, and Breast Exams).

Evaluation Question: Do beneficiaries maintain coverage long-term (12 months or more)?

Measure/Outcome: The number of beneficiaries who completed one spell of 12-month coverage. During DY 19, 25,743 enrolled beneficiaries completed one spell of 12-month period of coverage, compared to 26,063 in DY18, a 1.2% decline.

(Source: Cognos Report WO214317 FPW Enrollment).

Measure/Outcome. The number of beneficiaries re-enrolled for at least a second spell of coverage. During DY 19, 12,458 of FPW beneficiaries reenrolled and/or maintained coverage long-term compared to 13,263 in DY 18, a 6.5% decrease from the previous year.

(Source: Cognos Report WO214317 FPW Enrollment)

Evaluation Question: Does the demonstration improve health outcomes?

Goal 2: Improve or maintain health outcomes for the target population as a result of access to family planning and family planning-related services.

- **Objective 3:** Improving birth outcomes (e.g., low birthweight) and health of women in the demonstration population.

Measure/Outcome: The number of low-birthweight babies born to FPW beneficiaries. During DY 19, 90 low-birthweight babies were born to FPW beneficiaries compared to 200 in DY 18, a 55% decrease from the previous year and a 40.6% increase between DY 15 and DY 19.

(Source: Cognos Report WO200480 Early Pre-term Births and LBW).

Measure/Outcome: The number of premature babies born to FPW beneficiaries. During DY 19, 39 premature babies were born to FPW beneficiaries, compared to 84 in DY 18, a 53.6% decrease from the previous year and an 8.3% increase between DY 15 and 19.

(Source: Cognos Report WO200480 Early Pre-term Births and LBW).

- **Objective 4:** Increasing the child spacing interval among female FPW enrollees.

Measure/Outcome: The number of FPW females with a second pregnancy less than 18 months of a previous birth. There were no reported FPW female beneficiaries with a claim indicating a second pregnancy less than 18 months of a previous birth in DY 19 or DY 18.

(Source: Cognos Report 2 088 to 029 then gave birth 18 months after 029).

- **Objective 5:** Reducing the number of unintended pregnancies among women enrolled in the FPW.

Measure/Outcome: The number of unintended pregnancies among females 13-44. During DY 19, there was one unintended pregnancy reported among FPW females. There was no change from the previous demonstration year of one reported unintended pregnancy.

(Source: Cognos Report WO214317 Termination of Pregnancy).

- **Objective 6:** Reducing overall pregnancy among teenage women in the demonstration population.

Measure/Outcome: The number of pregnancies to FPW females ages 13-19. During DY19, 30 FPW females ages 13-19 became pregnant, compared to 46 in DY18, a 34.8% decrease from the previous year, and an 84.4% decline between DY 15 (192) and DY 19. *(Source: Cognos Report 4 Count of beneficiaries from COE 029 to 088 and 088 to 029).*

- **Objective 7:** Reducing the number of repeat births among teenage women in the demonstration population.

Measure/Outcome: The number of FPW females ages 13-19 with a repeat birth. During DY19, there were 35 repeat births among FPW females ages 13-19 compared to 15 in DY 18, a 133.3% increase from the previous year, and a 73.3% decrease between DY 15 and DY 19.

(Source: Cognos Report 5 gave birth twice 13-19).

Evaluation Question: Are beneficiaries satisfied with services?

During each FPW demonstration year, DOM uses a survey to evaluate FPW enrollees’/participants’ satisfaction with the services offered through the FPW demonstration. A subpopulation of FPW beneficiaries were surveyed to determine the impact of the FPW demonstration. Results of the survey are depicted in table below:

Table 10: FPW Survey Outcomes

	#Surveys Mailed	#Surveys Undeliverable	#Surveys Returned	Response Rate
DY18	3515	560	104	3%
DY19	3612	522	48	1.3%

(Source: FPW Survey) The evaluation design was not approved in time to conduct surveys prior to DY 18.)

Measure/Outcome: Number of respondents who accessed family planning services and family planning related services in the past 6 months. Of the 48 FPW respondents, 35.4% accessed FPW services in the past 6 months, 60.4% indicated they did not access services and 4.2% were unresponsive.

(Source: FPW Survey Question 2)

Measure/Outcome: Number of respondents who were pleased with the care received. Of the 48 FPW respondents, 75% were satisfied with the care received through the FPW demonstration; 16.7% were not and 8.3% were unresponsive.

(Source: FPW Survey Question 10)

Measure/Outcome: Number of respondents who reported they received an appointment for care (FPW) as soon as they needed too. Of the 48 FPW respondents, 66.7% indicated they received an appointment as soon as needed; 29.2% indicated they never received an appointment as soon as needed; and 4.2% were unresponsive.

(Source: FPW Survey Question 6)

Evaluation Question: Does the demonstration reduce the number of Medicaid deliveries?

Goal 3: Increase the overall savings attributable to providing family planning services.

- **Objective 8:** Decreasing the number of Medicaid deliveries, which will reduce the annual expenditures for prenatal, delivery, and newborn services.

Measure/Outcome: The number of FPW Medicaid deliveries. During DY 19, the number of FPW Medicaid deliveries was 587 compared to 2,111 in DY 18, a 72.2% decrease from previous year, and an 81.7% decline among FPW beneficiaries between DY 15 and DY 19.

(Source: Cognos Report Demonstration Years W0230817)

Measure/Outcome: The number of Medicaid deliveries. During DY 19, the total number of Medicaid deliveries was, 24,744 compared to 25,415 in DY 18, a 2.6% decrease in Medicaid deliveries.

The total number women ages 13-44 enrolled in Medicaid was 242,250, which is 10.2% of Medicaid deliveries among women ages 13-44 years enrolled in State Plan Medicaid.

(Source: Report W013740 Women Enrolled in Medicaid)

The percentage of women enrolled in the FPW that had a delivery during DY 19 was 2.1%, compared to 10.2% of women ages 13-44 enrolled in State Plan Medicaid.

Table 11 Paid Deliveries for FPW Beneficiaries

	Cost of FPW Medicaid Deliveries	FPW Births	Average Cost of Medicaid Funded Births
DY 15	\$31,231,940.50	3,203	\$9,750.84
DY 16	\$26,054,612.80	2,788	\$9,345.27
DY 17	\$24,047,389.10	2,734	\$8,795.68
DY18	\$29,392,508.50	2,111	\$13,923.50
DY19	\$11,012,360.67	587	\$18,760.41

(Source: Cognos Report Demonstration Years W0230817)

- **Objective 9:** Increasing the overall savings attributable to providing family planning services by covering women for one-year postpartum.

Measure/Outcome: Medicaid expenditures related to prenatal, delivery and newborn services. During DY 19, 8,286 women were enrolled in the FPW program for one-year postpartum. Of the 8,286 postpartum women enrolled, 1,716 had a claim indicating a pregnancy within the year and 6,570 postpartum women did not have a claim for pregnancy within the one-year postpartum period, attributing to a cost savings of \$123,255,893.70 based on the average cost of a Medicaid funded birth.

(Source: Cognos Report 4)

There were 24,744 Medicaid funded deliveries in Mississippi during DY 19. The total expenditures were \$464,207,700.91 for related prenatal, delivery and newborn services, including infant care 0-12 months.

(Source: Demonstration Years W0230817 Cost of Medicaid Funded Births; Report W013740 Women Enrolled in Medicaid)