



STATE OF MICHIGAN  
DEPARTMENT OF HEALTH AND HUMAN SERVICES  
LANSING

GRETCHEN WHITMER  
GOVERNOR

ROBERT GORDON  
DIRECTOR

March 3, 2020

Thomas Long, Project Officer  
Centers for Medicare and Medicaid Services  
7500 Security Boulevard  
Mail Stop S2-01-16  
Baltimore, Maryland 21244-1850

Dear Mr. Long,

Re: Project Number 11-W-00302/5 – Flint Michigan Section 1115 Demonstration

Enclosed is the quarterly report for the Flint Michigan Section 1115 Demonstration. It covers the fourth quarter of calendar year 2019. The report provides operational information, program enrollment, and policy changes related to the waiver as specified in the Special Terms and Conditions.

Should you have any questions related to the information contained in this report, please contact Jacqueline Coleman. She may be reached by phone at 517-284-1190, or by e-mail at [colemanj@michigan.gov](mailto:colemanj@michigan.gov).

Sincerely,

A black rectangular box redacting the signature of Penny L. Rutledge.

Penny L. Rutledge, Director  
Actuarial Division  
Medical Services Administration

cc: Ruth Hughes  
Angela Garner

Enclosure (7)

Flint Michigan Section 1115 Demonstration  
Quarterly Report

Demonstration Year: 3 (03/01/2019 – 02/28/2020)  
Calendar Year Quarter: 4 (10/01/2019 – 12/31/2019)

## Table of Contents

Introduction .....	3
Enrollment and Benefits Information .....	3
Table 1: Flint Demonstration Enrollment by Month .....	3
Table 2: Flint Demonstration New Enrollment by Month .....	4
Table 3: Flint Demonstration Re-Enrollment by Month.....	4
Table 4: Flint Demonstration Disenrollment by Month.....	4
Table 5: Cumulative Flint Demonstration PCP Utilization .....	5
Table 6: Monthly Flint Demonstration PCP Visits.....	5
Table 7: Genesee Health System Targeted Case Management Activity .....	5
Outreach/Innovation Activities to Assure Access.....	6
Operational and Policy Development .....	6
Budget Neutrality Monitoring .....	6
Table 8: Flint Demonstration Budget Neutrality Monitoring .....	6
Consumer Issues .....	7
Table 9: Flint Demonstration Customer Service Requests.....	7
Demonstration Evaluation .....	7
Enclosures/Attachments .....	8
State Contacts .....	9
Date Submitted to CMS .....	9

## Introduction

On March 3, 2016 the Centers for Medicare and Medicaid Services (CMS) approved the Michigan Department of Health and Human Services' (MDHHS) application to expand Medicaid coverage for individuals impacted by lead exposure in the Flint water system through February 28, 2021. Through the demonstration, entitled "Flint Michigan Section 1115 Demonstration" and the associated state plan amendments, State Medicaid eligibility expanded to low-income children and pregnant women who were served by the Flint water system during a specified period of time and who would not otherwise be eligible for Medicaid. This population consists of children in households with incomes from 212 percent of the federal poverty level (FPL) up to and including 400 percent of the FPL and pregnant women in households with incomes from 195 percent up to and including 400 percent of the FPL.

The demonstration population receives care primarily through Medicaid managed care plans and receives all state plan benefits including, for children, Early and Periodic Screening, Diagnostic and Treatment (EPSDT). Individuals receiving benefits under the demonstration are exempt from cost sharing and premiums. Targeted Case Management and home lead investigation services are available to children and pregnant women served by the Flint water system during the defined period who have been determined eligible for Medicaid. The provision of specialized services are limited to certain providers as allowable under the approved demonstration.

## Enrollment and Benefits Information

Enrollment into the Flint Medicaid waiver program began May 9, 2016. Beneficiaries already eligible for Medicaid were contacted by mail with information on expanded services provided by the waiver. Potential enrollees can apply for the program via the MDHHS website, by calling a toll-free number or by visiting any MDHHS County office or an area navigator site. Healthcare coverage and application information for people impacted by the Flint water system can be found on the MDHHS website.<sup>1</sup>

Demonstration enrollment activity is detailed in this section of the report. For reporting purposes, the Children enrollment group is defined as demonstration enrollees under the age of 21. Pregnant women are identified using pregnancy indicators in the MDHHS data warehouse. To avoid duplication, pregnant women are excluded from the Children enrollment group. The following table shows enrollment in the demonstration by month.

Enrollment Group	October 2019	November 2019	December 2019
Pregnant Women	477	466	473
Children	25,495	25,407	25,235
Total	25,972	25,873	25,708

<sup>1</sup> <http://www.michigan.gov/mdhhs/0,5885,7-339-71547-384168--,00.html>

Table 2 displays Flint demonstration new enrollment by month. This includes individuals who may have previously been enrolled in other Medicaid programs but are new to the Flint demonstration.

<b>Table 2: Flint Demonstration New Enrollment by Month</b>				
Enrollment Group	October 2019	November 2019	December 2019	Total
Pregnant Women	110	77	93	280
Children	675	499	471	1,645
Total	785	576	564	1,925

Table 3 shows Flint demonstration re-enrollments by month. Re-enrollments include individuals who have disenrolled and re-enrolled in the Flint demonstration. Individuals under the re-enrollment category also include individuals that may have previously been enrolled in other Medicaid programs.

<b>Table 3: Flint Demonstration Re-Enrollment by Month</b>				
Enrollment Group	October 2019	November 2019	December 2019	Total
Pregnant Women	41	31	43	115
Children	469	362	311	1,142
Total	510	393	354	1,257

Table 4 contains Flint demonstration disenrollment by month. Disenrollment for a reporting month contains individuals with program enrollment in the prior reporting month that do not have program enrollment for the current reporting month. For example, individuals defined as disenrolled in November 2019 were enrolled in the demonstration in October 2019 but were not enrolled in November 2019. Demonstration disenrollment is often the result of failure to timely return redetermination paperwork and transferring to another Medicaid program.

<b>Table 4: Flint Demonstration Disenrollment by Month</b>				
Enrollment Group	October 2019	November 2019	December 2019	Total
Pregnant Women	90	88	86	264
Children	706	587	643	1,936
Total	796	675	729	2,200

Additional demonstration disenrollment reports by month have been included as attachments. Enrollment maps depicting the geographic distribution of demonstration enrollees for the quarter have also been included as attachments to this report. The attached reports will not necessarily align numerically with the figures reported in the quarterly report tables due to differences in the timing of data retrieval and specifications.

MDHHS monitors the Flint demonstration population's usage of Medicaid benefits to assure access to care. The following access to care metrics utilizes the same enrollment group definitions for children and pregnant women as described for tables 1 – 3. It should be noted that the Children Under 6 category below is a subgroup of the Children category.

The following table lists the cumulative, unduplicated count of Flint demonstration enrollees since the waiver begin date of May 9, 2016 through the end of the reporting quarter, December

31, 2019. The table displays the total number of those enrolled with a visit to a provider with a primary care associated specialty. This includes practitioners with a specialty of family medicine, general medicine, internal medicine or pediatrics. This metric includes any procedure rendered by a primary care provider (PCP).

**Table 5: Cumulative Flint Demonstration PCP Utilization**  
**May 2016 – December 2019**

Enrollment Group	Cumulative Enrollment	Cumulative Count of Enrollees with PCP Visit(s)	Cumulative Percentage of Enrollees with PCP Visit(s)
Children	39,333	35,903	91%
Children Under 6	15,615	15,059	96%
Pregnant Women	4,018	3,790	94%
<b>Total</b>	<b>43,351</b>	<b>39,693</b>	<b>91%</b>

Table 6 indicates the monthly count of PCP visits for the reporting quarter’s Flint demonstration population.

**Table 6: Monthly Flint Demonstration PCP Visits**

Enrollment Group	October 2019	November 2019	December 2019	Total
Children	10,640	8,148	7,567	26,355
Pregnant Women	210	191	162	563
<b>Total</b>	<b>10,850</b>	<b>8,339</b>	<b>7,729</b>	<b>26,918</b>

Targeted Case Management services are provided by Genesee Health System and include the following assistance:

- Comprehensive assessment and periodic reassessment of individual needs;
- Development of a specific care plan;
- Referrals and related activities to help obtain needed services;
- Monitoring and follow-up activities.

The following table includes Targeted Case Management service activity as provided by Genesee Health System. Individuals counted as those with ongoing services are defined as individuals receiving a Targeted Case Management-related service other than assessment during the month, including unbilled face-to-face and phone contacts.

**Table 7: Genesee Health System Targeted Case Management Activity**

Month	Count of Assessments	Count of Enrollees with Ongoing Targeted Case Management
October 2019	45	65
November 2019	17	72
December 2019	9	40
<b>Cumulative Total</b>	<b>567</b>	<b>722</b>

## Outreach/Innovation Activities to Assure Access

MDHHS and community partners work together to coordinate and implement outreach for those affected by the Flint water system. Activities have included press conferences, public service announcements, community events, advertisements on radio and television, social media posts, and letters to providers and potential enrollees. The public can access waiver specific information, including weekly enrollment reports, on the department's website.<sup>2</sup> A variety of expenditure data and resources for Flint families are available on the State's Flint water website.<sup>3</sup> MDHHS has prominently displayed the link to the Flint water website on the MDHHS homepage.<sup>4</sup>

## Operational and Policy Development

MDHHS regularly meets with Medicaid Health Plans and provider groups to address operational issues, programmatic issues, and policy updates and clarifications. Additionally, MDHHS provides updates to the Medical Care Advisory Council (MCAC) at regularly scheduled quarterly meetings. Enrollment in the Flint demonstration remains stable and the demonstration population continues to consistently access services. MDHHS issued a tribal notice on December 2, 2019 informing tribes of the department's intent to submit a Section 1115 waiver extension request to CMS to extend the Flint Michigan Section 1115 demonstration.

## Budget Neutrality Monitoring

According to the demonstration special terms and conditions, MDHHS is required to report demonstration expenditures subject to budget neutrality. In this demonstration, this is limited to all demonstration medical assistance expenditures for lead investigation with dates of services within the demonstration's approval period. The following budget neutrality table includes expenditures for March 2016 – December 2016.

<b>Table 8: Flint Demonstration Budget Neutrality Monitoring</b>					
	<b>DY 1 - PMPM</b>	<b>DY 2 - PMPM</b>	<b>DY 3 - PMPM</b>	<b>DY 4 - PMPM</b>	<b>DY 5 - PMPM</b>
Approved Flint Lead Diagnostics PMPM	\$ 10.49	\$ 10.49	\$ 10.49	\$ 10.49	\$ 10.49
Actual Flint Lead Diagnostics PMPM (YTD)	\$ 0.18	-	-	-	-
Total Flint Lead Diagnostics Expenditures (YTD)	\$ 29,940.00	-	-	-	-
Total Flint Demonstration Member Months (YTD)	168,304	-	-	-	-

As of January 1, 2017, Michigan's approved Children's Health Insurance Program (CHIP) Health Services Initiative (HSI) provides funding for lead abatement in the impacted areas of

<sup>2</sup> <http://www.michigan.gov/mdhhs/0,5885,7-339-71547-376862--,00.html>

<sup>3</sup> <http://www.michigan.gov/flintwater>

<sup>4</sup> <http://www.michigan.gov/mdhhs/>

Flint, Michigan. As a result, expenditures subject to budget neutrality in the Flint Demonstration are limited to calendar year 2016. Lead abatement expenditures after 2016, including those associated with environmental diagnostic testing, are reported per CHIP HSI regulatory requirements.

## Consumer Issues

MDHHS utilizes the Beneficiary Helpline as a central point of contact for members to ask questions, report complaints and resolve issues. Information on beneficiary complaints and health plan grievances and appeals are currently collected for other Medicaid programs. In the following table, MDHHS has refined existing reporting mechanisms to measure Flint demonstration member telephone contacts with the department.

<b>Table 9: Flint Demonstration Customer Service Requests</b>	
<b>October 2019 – December 2019</b>	
<b>Category</b>	<b>Number of Contacts</b>
Covered Services	7
Obtaining Prescriptions	7
Enrollment/Eligibility Not Recognized	6
Other	4
Dental	3
<b>Total</b>	<b>27</b>

## Demonstration Evaluation

MDHHS has commissioned the Michigan State University Institute for Health Policy (MSU-IHP) to serve as the Flint demonstration independent evaluator. MSU-IHP will conduct demonstration evaluation activities in four domains over a four-year evaluation period. The four domains are as follows:

- I. Access to Services
- II. Access to Targeted Case Management
- III. Improved Health Outcomes
- IV. Lead Hazard Investigation

This quarter's administrative activities included ongoing meetings of the full evaluation team, data workgroup, and survey workgroup. This quarter MSU-IHP made progress on the several reports including the Interim/Cumulative 2018-2019 Summary, Beneficiary Survey Wave 1 Summary Report, Targeted Case Manager Key Informant Interview Summary Report, and the Waiver Administrative Costs Summary Report.

### Domain I: Access to Services

Domain I will examine the hypothesis that demonstration enrollees will access services to identify and address physical or behavioral health issues associated with lead exposure at a rate higher than others with similar levels of lead exposure. This quarter's activities included



programming of target variables according to available technical specifications and version of the data including 5/1/13 through 4/30/19 available for reporting. The 2018-2019 data was prepared and added to dataset. The MDHHS lead screening program data acquisition was put on hold pending system edit to improve data linkages to Medicaid identifiers. This data is expected be acquired during quarter 1 of 2020. Wave 2 of the Beneficiary Survey was initiated while the internet survey mode is in progress.

### **Domain II: Access to Targeted Case Management**

Domain II will assess if demonstration enrollees who access Targeted Case Management services will access needed medical, social, educational, and other services at a rate higher than others with similar levels of lead exposure. This quarter, MSU-IHP received summary reporting from Genesee Health System. Additionally, MSU-IHP is exploring options with Genesee Health System to receive individual level, de-identified data for more detailed analyses on TCM access and utilization.

### **Domain III: Improved Health Outcomes**

Domain III will evaluate the hypothesis that demonstration enrollees will have improved health outcomes compared to others with similar levels of lead exposure. This quarter, continued selection methods and identification of a comparison group/county. MSU-IHP initiated county comparisons this quarter and will use a K-means cluster analysis as its comparison method.

### **Domain IV: Lead Hazard Investigation**

Domain IV will examine if the lead hazard investigation program reduces estimated expected ongoing or re-exposure to lead hazards in the absence of this program. This quarter, MSU-IHP obtained aggregate lead testing data from public MDHHS reports. Additionally, MSU-IHP obtained lead screening program blood lead levels.

## **Enclosures/Attachments**

1. October 2019 Flint Demonstration Disenrollment Report (CM-100)
2. November 2019 Flint Demonstration Disenrollment Report (CM-100)
3. December 2019 Flint Demonstration Disenrollment Report (CM-100)
4. Quarterly Geographic Distribution Enrollment Map: Pregnant Women
5. Quarterly Geographic Distribution Enrollment Map: Children
6. Quarterly Geographic Distribution Enrollment Map: Children Under 6

## State Contacts

If there are any questions about the contents of this report, please contact one of the following people listed below.

Jacqueline Coleman, Waiver Specialist

Email: [colemanj@michigan.gov](mailto:colemanj@michigan.gov)

Phone: (517) 284-119

Carly Todd, Specialist

Email: [toddc1@michigan.gov](mailto:toddc1@michigan.gov)

Phone: (517) 284-1196

Andrew Schalk, Hospital Reimbursement & Special Financing

Email: [schalka@michigan.gov](mailto:schalka@michigan.gov)

Phone: (517) 284-1195

Penny Rutledge, Actuarial Division Director

Email: [rutledgep1@michigan.gov](mailto:rutledgep1@michigan.gov)

Phone: (517) 284-1191

Actuarial Division

Bureau of Medicaid Operations and Actuarial Services

MSA, MDHHS, P.O. Box 30479

Lansing, MI 48909-7979

Fax: (517) 241-5112

## Date Submitted to CMS

March 3, 2020

State of Michigan  
 Department of Health and Human Services  
 Medicaid waiver Monthly CMS report

Report ID: CM-100  
 Report Period: 10/01/2019

Run Date: 03/01/2020  
 Run Time: 7:41:24PM

1. Monthly count of disenrollment because of transfer to another eligibility group:	289
2. Monthly count of disenrollment other than transfer to another Medicaid group:	293
3. Monthly count of beneficiaries due for renewal:	1432
4. Number of beneficiaries due for renewal who did not renew:	1305
5. Number of beneficiaries due for renewal who lost eligibility:	340
6. Enrollment continuity in weeks for all individuals enrolled during the reporting month:	
05/07/2016 Thru 09/30/2019	Count: 66,328
10/01/2019 Thru 10/05/2019	Count: 156
10/06/2019 Thru 10/12/2019	Count: 108
10/13/2019 Thru 10/19/2019	Count: 116
10/20/2019 Thru 10/26/2019	Count: 123
10/27/2019 Thru 10/31/2019	Count: 84

\*\*\*\*\* END OF THE REPORT \*\*\*\*\*

State of Michigan  
 Department of Health and Human Services  
 Medicaid waiver Monthly CMS report

Report ID: CM-100  
 Report Period: 11/01/2019

Run Date: 03/01/2020  
 Run Time: 8:03:04PM

1. Monthly count of disenrollment because of transfer to another eligibility group:	289
2. Monthly count of disenrollment other than transfer to another Medicaid group:	408
3. Monthly count of beneficiaries due for renewal:	1055
4. Number of beneficiaries due for renewal who did not renew:	995
5. Number of beneficiaries due for renewal who lost eligibility:	290
6. Enrollment continuity in weeks for all individuals enrolled during the reporting month:	
05/07/2016 Thru 10/31/2019	Count: 66,915
11/01/2019 Thru 11/02/2019	Count: 76
11/03/2019 Thru 11/09/2019	Count: 111
11/10/2019 Thru 11/16/2019	Count: 99
11/17/2019 Thru 11/23/2019	Count: 79
11/24/2019 Thru 11/30/2019	Count: 54

\*\*\*\*\* END OF THE REPORT \*\*\*\*\*

State of Michigan  
 Department of Health and Human Services  
 Medicaid waiver Monthly CMS report

Report ID: CM-100  
 Report Period: 12/01/2019

Run Date: 03/01/2020  
 Run Time: 8:08:54PM

1. Monthly count of disenrollment because of transfer to another eligibility group:	239
2. Monthly count of disenrollment other than transfer to another Medicaid group:	372
3. Monthly count of beneficiaries due for renewal:	1111
4. Number of beneficiaries due for renewal who did not renew:	1048
5. Number of beneficiaries due for renewal who lost eligibility:	342
6. Enrollment continuity in weeks for all individuals enrolled during the reporting month:	
05/07/2016 Thru 11/30/2019	Count: 67,334
12/01/2019 Thru 12/07/2019	Count: 164
12/08/2019 Thru 12/14/2019	Count: 73
12/15/2019 Thru 12/21/2019	Count: 85
12/22/2019 Thru 12/28/2019	Count: 66
12/29/2019 Thru 12/31/2019	Count: 35

\*\*\*\*\* END OF THE REPORT \*\*\*\*\*

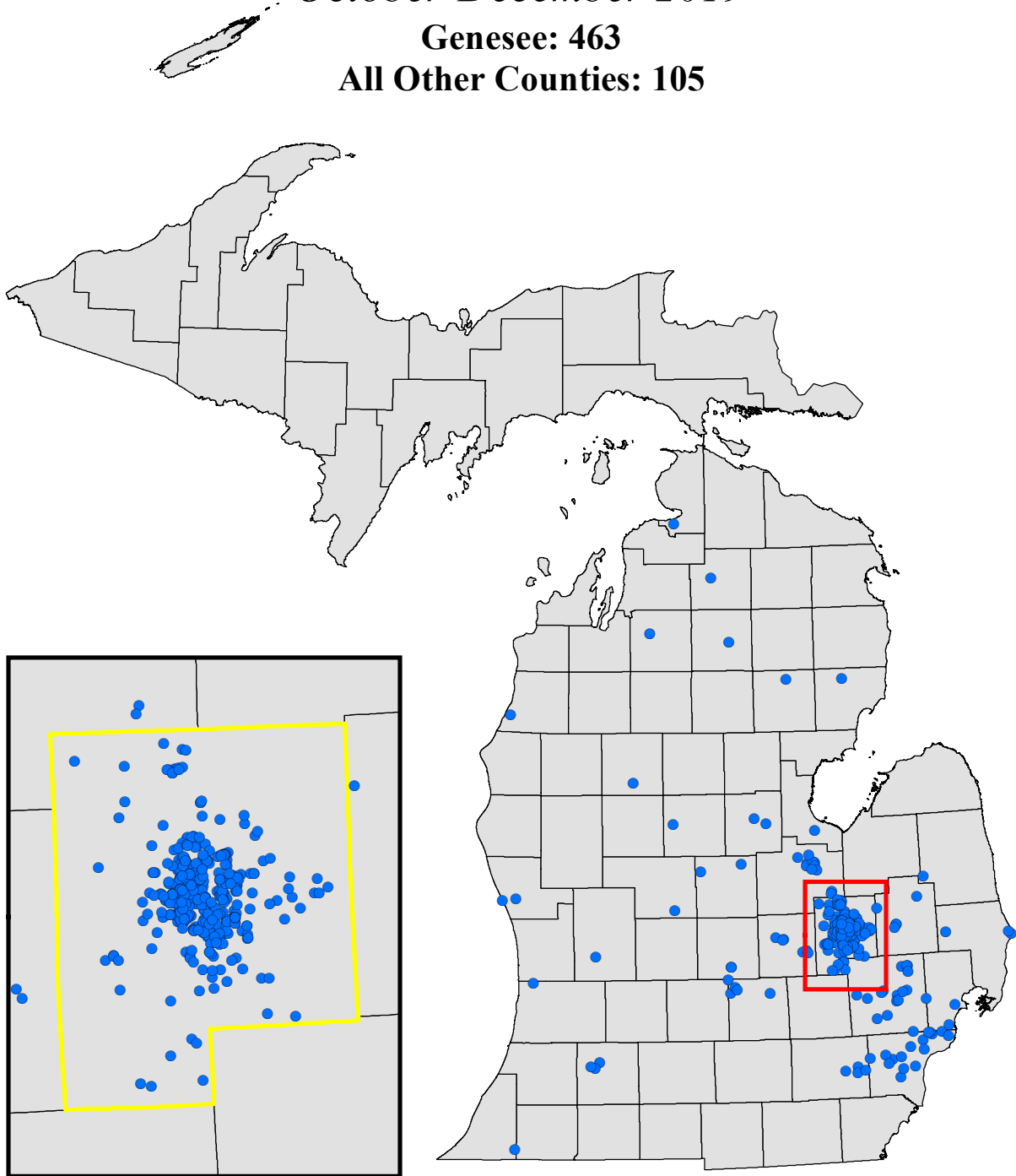
# Flint Demonstration Waiver Enrollees

Pregnant

*October-December 2019*

**Genesee: 463**

**All Other Counties: 105**



Source: MDHHS Data Warehouse  
Retrieved on February 6, 2020

MDHHS - Actuarial Division  
February 6, 2020

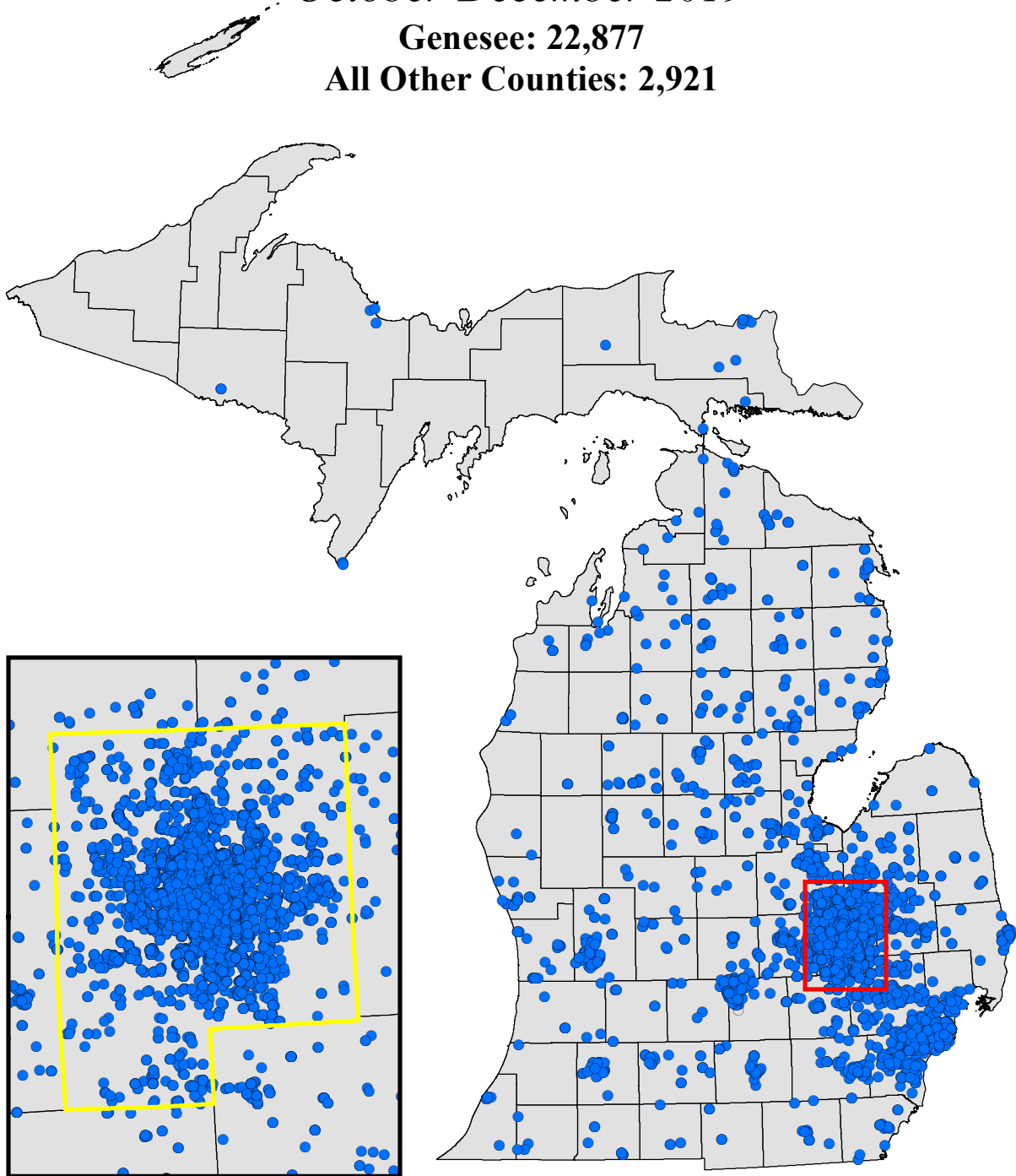
# Flint Demonstration Waiver Enrollees

0-20 Years Old

*October-December 2019*

**Genesee: 22,877**

**All Other Counties: 2,921**



Source: MDHHS Data Warehouse  
Retrieved on February 6, 2020

MDHHS - Actuarial Division  
February 6, 2020

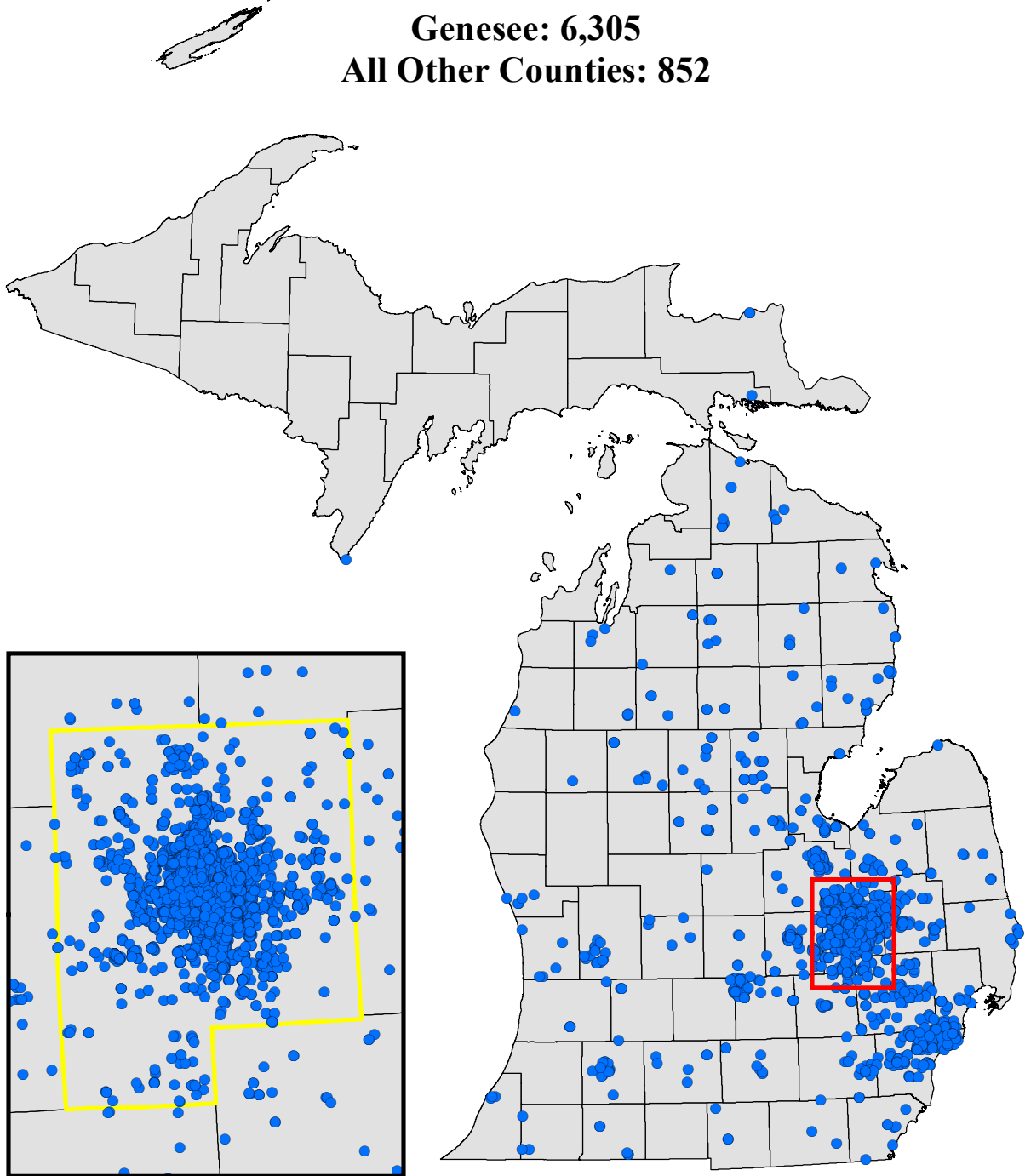
# Flint Demonstration Waiver Enrollees

0-5 Years Old

*October - December 2019*

**Genesee: 6,305**

**All Other Counties: 852**



Source: MDHHS Data Warehouse  
Retrieved on February 6, 2020

MDHHS - Actuarial Division  
February 6, 2020