



STATE OF MICHIGAN
DEPARTMENT OF HEALTH AND HUMAN SERVICES
LANSING

GRETCHEN WHITMER
GOVERNOR

ROBERT GORDON
DIRECTOR

December 5, 2019

Thomas Long, Project Officer
Centers for Medicare and Medicaid Services
7500 Security Boulevard
Mail Stop S2-01-16
Baltimore, Maryland 21244-1850


Dear Mr. Long,

Re: Project Number 11-W-00302/5 – Flint Michigan Section 1115 Demonstration

Enclosed is the quarterly report for the Flint Michigan Section 1115 Demonstration. It covers the third quarter of calendar year 2019. The report provides operational information, program enrollment, and policy changes related to the waiver as specified in the Special Terms and Conditions.

Should you have any questions related to the information contained in this report, please contact Jacqueline Coleman. She may be reached by phone at 517-284-1190, or by e-mail at colemanj@michigan.gov.

Sincerely,


Penny L. Rutledge, Director
Actuarial Division
Medical Services Administration

cc: Ruth Hughes
Angela Garner

Enclosure (7)

Flint Michigan Section 1115 Demonstration
Quarterly Report

Demonstration Year: 3 (03/01/2019 – 02/28/2020)
Calendar Year Quarter: 3 (07/01/2019 – 09/30/2019)

Table of Contents

- Introduction 3
- Enrollment and Benefits Information 3
 - Table 1: Flint Demonstration Enrollment by Month 3
 - Table 2: Flint Demonstration New Enrollment by Month 4
 - Table 3: Flint Demonstration Re-Enrollment by Month..... 4
 - Table 4: Flint Demonstration Disenrollment by Month..... 4
 - Table 5: Cumulative Flint Demonstration PCP Utilization 5
 - Table 6: Monthly Flint Demonstration PCP Visits..... 5
 - Table 7: Genesee Health System Targeted Case Management Activity 5
- Outreach/Innovation Activities to Assure Access..... 6
- Operational and Policy Development 6
- Budget Neutrality Monitoring 6
 - Table 8: Flint Demonstration Budget Neutrality Monitoring 6
- Consumer Issues 7
 - Table 9: Flint Demonstration Customer Service Requests..... 7
- Demonstration Evaluation 7
- Enclosures/Attachments 8
- State Contacts 9
- Date Submitted to CMS 9

Introduction

On March 3, 2016 the Centers for Medicare and Medicaid Services (CMS) approved the Michigan Department of Health and Human Services' (MDHHS) application to expand Medicaid coverage for individuals impacted by lead exposure in the Flint water system through February 28, 2021. Through the demonstration, entitled "Flint Michigan Section 1115 Demonstration" and the associated state plan amendments, State Medicaid eligibility expanded to low-income children and pregnant women who were served by the Flint water system during a specified period of time and who would not otherwise be eligible for Medicaid. This population consists of children in households with incomes from 212 percent of the federal poverty level (FPL) up to and including 400 percent of the FPL and pregnant women in households with incomes from 195 percent up to and including 400 percent of the FPL.

The demonstration population receives care primarily through Medicaid managed care plans and receives all state plan benefits including, for children, Early and Periodic Screening, Diagnostic and Treatment (EPSDT). Individuals receiving benefits under the demonstration are exempt from cost sharing and premiums. Targeted Case Management and home lead investigation services are available to children and pregnant women served by the Flint water system during the defined period who have been determined eligible for Medicaid. The provision of specialized services are limited to certain providers as allowable under the approved demonstration.

Enrollment and Benefits Information

Enrollment into the Flint Medicaid waiver program began May 9, 2016. Beneficiaries already eligible for Medicaid were contacted by mail with information on expanded services provided by the waiver. Potential enrollees can apply for the program via the MDHHS website, by calling a toll-free number or by visiting any MDHHS County office or an area navigator site. Healthcare coverage and application information for people impacted by the Flint water system can be found on the MDHHS website.¹

Demonstration enrollment activity is detailed in this section of the report. For reporting purposes, the Children enrollment group is defined as demonstration enrollees under the age of 21. Pregnant women are identified using pregnancy indicators in the MDHHS data warehouse. To avoid duplication, pregnant women are excluded from the Children enrollment group. The following table shows enrollment in the demonstration by month.

Table 1: Flint Demonstration Enrollment by Month			
Enrollment Group	July 2019	August 2019	September 2019
Pregnant Women	426	435	455
Children	25,549	25,520	25,404
Total	25,975	25,955	25,859

¹ <http://www.michigan.gov/mdhhs/0,5885,7-339-71547-384168--,00.html>

Table 2 displays Flint demonstration new enrollment by month. This includes individuals who may have previously been enrolled in other Medicaid programs but are new to the Flint demonstration.

Table 2: Flint Demonstration New Enrollment by Month				
Enrollment Group	July 2019	August 2019	September 2019	Total
Pregnant Women	53	72	61	186
Children	188	185	165	538
Total	241	257	226	724

Table 3 shows Flint demonstration re-enrollments by month. Re-enrollments include individuals who have disenrolled and re-enrolled in the Flint demonstration. Individuals under the re-enrollment category also include individuals that may have previously been enrolled in other Medicaid programs.

Table 3: Flint Demonstration Re-Enrollment by Month				
Enrollment Group	July 2019	August 2019	September 2019	Total
Pregnant Women	28	31	32	91
Children	433	489	416	1,338
Total	461	520	448	1,429

Table 4 contains Flint demonstration disenrollment by month. Disenrollment for a reporting month contains individuals with program enrollment in the prior reporting month that do not have program enrollment for the current reporting month. For example, individuals defined as disenrolled in August 2019 were enrolled in the demonstration in July 2019 but were not enrolled in August 2019. Demonstration disenrollment is often the result of failure to timely return redetermination paperwork and transferring to another Medicaid program.

Table 4: Flint Demonstration Disenrollment by Month				
Enrollment Group	July 2019	August 2019	September 2019	Total
Pregnant Women	90	94	73	257
Children	798	703	697	2,198
Total	888	797	770	2,455

Additional demonstration disenrollment reports by month have been included as attachments. Enrollment maps depicting the geographic distribution of demonstration enrollees for the quarter have also been included as attachments to this report. The attached reports will not necessarily align numerically with the figures reported in the quarterly report tables due to differences in the timing of data retrieval and specifications.

MDHHS monitors the Flint demonstration population's usage of Medicaid benefits to assure access to care. The following access to care metrics utilize the same enrollment group definitions for children and pregnant women as described for tables 1 – 3. It should be noted that the Children Under 6 category below is a subgroup of the Children category.

The following table lists the cumulative, unduplicated count of Flint demonstration enrollees since the waiver begin date of May 9, 2016 through the end of the reporting quarter, September

30, 2019. The table displays the total number of those enrolled with a visit to a provider with a primary care associated specialty. This includes practitioners with a specialty of family medicine, general medicine, internal medicine or pediatrics. This metric includes any procedure rendered by a primary care provider (PCP).

Table 5: Cumulative Flint Demonstration PCP Utilization

May 2016 – September 2019

Enrollment Group	Cumulative Enrollment	Cumulative Count of Enrollees with PCP Visit(s)	Cumulative Percentage of Enrollees with PCP Visit(s)
Children	38,803	35,202	91%
Children Under 6	15,345	14,762	96%
Pregnant Women	3,856	3,626	94%
Total	42,659	38,828	91%

Table 6 indicates the monthly count of PCP visits for the reporting quarter’s Flint demonstration population.

Table 6: Monthly Flint Demonstration PCP Visits

Enrollment Group	July 2019	August 2019	September 2019	Total
Children	7,845	8,609	8,422	24,876
Pregnant Women	185	177	185	547
Total	8,030	8,786	8,607	25,423

Targeted Case Management services are provided by Genesee Health System and include the following assistance:

- Comprehensive assessment and periodic reassessment of individual needs;
- Development of a specific care plan;
- Referrals and related activities to help obtain needed services;
- Monitoring and follow-up activities.

The following table includes Targeted Case Management service activity as provided by Genesee Health System. Individuals counted as those with ongoing services are defined as individuals receiving a Targeted Case Management-related service other than assessment during the month, including unbilled face-to-face and phone contacts.

Table 7: Genesee Health System Targeted Case Management Activity

Month	Count of Assessments	Count of Enrollees with Ongoing Targeted Case Management
July 2019	30	70
August 2019	42	56
September 2019	35	46
Cumulative Total	528	698

Outreach/Innovation Activities to Assure Access

MDHHS and community partners work together to coordinate and implement outreach for those affected by the Flint water system. Activities have included press conferences, public service announcements, community events, advertisements on radio and television, social media posts, and letters to providers and potential enrollees. The public can access waiver specific information, including weekly enrollment reports, on the department's website.² A variety of expenditure data and resources for Flint families are available on the State's Flint water website.³ MDHHS has prominently displayed the link to the Flint water website on the MDHHS homepage.⁴

Operational and Policy Development

MDHHS regularly meets with Medicaid Health Plans and provider groups to address operational issues, programmatic issues, and policy updates and clarifications. Additionally, MDHHS provides updates to the Medical Care Advisory Council (MCAC) at regularly scheduled quarterly meetings. MDHHS did not issue any policy bulletins or provider letters specific to the Flint demonstration during this reporting period. Enrollment in the Flint demonstration remains stable and the demonstration population continues to consistently access services.

Budget Neutrality Monitoring

According to the demonstration special terms and conditions, MDHHS is required to report demonstration expenditures subject to budget neutrality. In this demonstration, this is limited to all demonstration medical assistance expenditures for lead investigation with dates of services within the demonstration's approval period. The following budget neutrality table includes expenditures for March 2016 – December 2016.

Table 8: Flint Demonstration Budget Neutrality Monitoring					
	DY 1 - PMPM	DY 2 - PMPM	DY 3 - PMPM	DY 4 - PMPM	DY 5 - PMPM
Approved Flint Lead Diagnostics PMPM	\$ 10.49	\$ 10.49	\$ 10.49	\$ 10.49	\$ 10.49
Actual Flint Lead Diagnostics PMPM (YTD)	\$ 0.18	-	-	-	-
Total Flint Lead Diagnostics Expenditures (YTD)	\$ 29,940.00	-	-	-	-
Total Flint Demonstration Member Months (YTD)	168,304	-	-	-	-

As of January 1, 2017, Michigan's approved Children's Health Insurance Program (CHIP) Health Services Initiative (HSI) provides funding for lead abatement in the impacted areas of Flint, Michigan. As a result, expenditures subject to budget neutrality in the Flint Demonstration

² <http://www.michigan.gov/mdhhs/0,5885,7-339-71547-376862--,00.html>

³ <http://www.michigan.gov/flintwater>

⁴ <http://www.michigan.gov/mdhhs/>

are limited to calendar year 2016. Lead abatement expenditures after 2016, including those associated with environmental diagnostic testing, are reported per CHIP HSI regulatory requirements.

Consumer Issues

MDHHS utilizes the Beneficiary Helpline as a central point of contact for members to ask questions, report complaints and resolve issues. Information on beneficiary complaints and health plan grievances and appeals are currently collected for other Medicaid programs. In the following table, MDHHS has refined existing reporting mechanisms to measure Flint demonstration member telephone contacts with the department.

Table 9: Flint Demonstration Customer Service Requests	
July 2019 – September 2019	
Category	Number of Contacts
Covered Services	9
Obtaining Prescriptions	5
Enrollment/Eligibility Not Recognized	4
Dental	3
Flint Attested	3
Enrollment	2
Transportation	1
Total	27

Demonstration Evaluation

MDHHS has commissioned the Michigan State University Institute for Health Policy (MSU-IHP) to serve as the Flint demonstration independent evaluator. MSU-IHP will conduct demonstration evaluation activities in four domains over a four-year evaluation period. The four domains are as follows:

- I. Access to Services
- II. Access to Targeted Case Management
- III. Improved Health Outcomes
- IV. Lead Hazard Investigation

This quarter's administrative activities included ongoing meetings of the full evaluation team, data workgroup, and survey workgroup. MSU-IHP interviewed MDHHS staff that facilitated the Flint Waiver application to inform the administrative costs portion of the evaluation. The report associated with this exercise is in progress.

Domain I: Access to Services

Domain I will examine the hypothesis that demonstration enrollees will access services to identify and address physical or behavioral health issues associated with lead exposure at a rate higher than others with similar levels of lead exposure. This quarter's activities included

ongoing cleaning and programming of MDHHS Warehouse enrollment and claims/encounter data to support evaluation measures obtained through April 2018. MSU-IHP is awaiting MDHHS lead screening program data pending a system edit to improve data linkages to Medicaid identifiers. This data is expected to be acquired during the fourth quarter of the calendar year. Wave 1 of the beneficiary survey is complete with Wave 1 progress report forthcoming. Wave 2 notification postcards were mailed to beneficiaries who completed the Wave 1 survey. Additionally, Wave 2 beneficiary survey revision is in progress in anticipation for distribution starting the fourth quarter of 2019.

Domain II: Access to Targeted Case Management

Domain II will assess if demonstration enrollees who access Targeted Case Management services will access needed medical, social, educational, and other services at a rate higher than others with similar levels of lead exposure. This quarter, MSU-IHP continues to work with Genesee Health System to access intake data and Targeted Case Management referrals and services data. Targeted Case Management key informant interviews have been completed with a report forthcoming.

Domain III: Improved Health Outcomes

Domain III will evaluate the hypothesis that demonstration enrollees will have improved health outcomes compared to others with similar levels of lead exposure. This quarter, MSU-IHP continued selection methods and identification of a comparison group/county. Saginaw County was identified as a similar demographic locale for preliminary comparisons. A K-means cluster analysis in process to identify other matching counties.

Domain IV: Lead Hazard Investigation

Domain IV will examine if the lead hazard investigation program reduces estimated expected ongoing or re-exposure to lead hazards in the absence of this program. There were no targeted evaluation activities for this domain during the reporting quarter.

Enclosures/Attachments

1. April 2019 Flint Demonstration Disenrollment Report (CM-100)
2. May 2019 Flint Demonstration Disenrollment Report (CM-100)
3. June 2019 Flint Demonstration Disenrollment Report (CM-100)
4. Quarterly Geographic Distribution Enrollment Map: Pregnant Women
5. Quarterly Geographic Distribution Enrollment Map: Children
6. Quarterly Geographic Distribution Enrollment Map: Children Under 6

State Contacts

If there are any questions about the contents of this report, please contact one of the following people listed below.

Jacqueline Coleman, Waiver Specialist

Email: colemanj@michigan.gov

Phone: (517) 284-119

Carly Todd, Specialist

Email: toddc1@michigan.gov

Phone: (517) 284-1196

Andrew Schalk, Hospital Reimbursement & Special Financing

Email: schalka@michigan.gov

Phone: (517) 284-1195

Penny Rutledge, Actuarial Division Director

Email: rutledgep1@michigan.gov

Phone: (517) 284-1191

Actuarial Division

Bureau of Medicaid Operations and Actuarial Services

MSA, MDHHS, P.O. Box 30479

Lansing, MI 48909-7979

Fax: (517) 241-5112

Date Submitted to CMS

December 5, 2019

State of Michigan
 Department of Health and Human Services
 Medicaid waiver Monthly CMS report

Report ID: CM-100
 Report Period: 07/01/2019

Run Date: 12/02/2019
 Run Time: 10:31:23AM

1. Monthly count of disenrollment because of transfer to another eligibility group:	232
2. Monthly count of disenrollment other than transfer to another Medicaid group:	432
3. Monthly count of beneficiaries due for renewal:	1393
4. Number of beneficiaries due for renewal who did not renew:	1269
5. Number of beneficiaries due for renewal who lost eligibility:	401
6. Enrollment continuity in weeks for all individuals enrolled during the reporting month:	
05/07/2016 Thru 06/30/2019	Count: 64,697
07/01/2019 Thru 07/06/2019	Count: 177
07/07/2019 Thru 07/13/2019	Count: 95
07/14/2019 Thru 07/20/2019	Count: 111
07/21/2019 Thru 07/27/2019	Count: 99
07/28/2019 Thru 07/31/2019	Count: 68

***** END OF THE REPORT *****

State of Michigan
 Department of Health and Human Services
 Medicaid waiver Monthly CMS report

Report ID: CM-100
 Report Period: 08/01/2019

Run Date: 12/02/2019
 Run Time: 10:49:20AM

1. Monthly count of disenrollment because of transfer to another eligibility group:	283
2. Monthly count of disenrollment other than transfer to another Medicaid group:	381
3. Monthly count of beneficiaries due for renewal:	1331
4. Number of beneficiaries due for renewal who did not renew:	1241
5. Number of beneficiaries due for renewal who lost eligibility:	381
6. Enrollment continuity in weeks for all individuals enrolled during the reporting month:	
05/07/2016 Thru 07/31/2019	Count: 65,247
08/01/2019 Thru 08/03/2019	Count: 96
08/04/2019 Thru 08/10/2019	Count: 132
08/11/2019 Thru 08/17/2019	Count: 110
08/18/2019 Thru 08/24/2019	Count: 116
08/25/2019 Thru 08/31/2019	Count: 116

***** END OF THE REPORT *****

State of Michigan
 Department of Health and Human Services
 Medicaid waiver Monthly CMS report

Report ID: CM-100
 Report Period: 09/01/2019

Run Date: 12/02/2019
 Run Time: 11:03:21AM

1. Monthly count of disenrollment because of transfer to another eligibility group:	235
2. Monthly count of disenrollment other than transfer to another Medicaid group:	452
3. Monthly count of beneficiaries due for renewal:	1411
4. Number of beneficiaries due for renewal who did not renew:	1304
5. Number of beneficiaries due for renewal who lost eligibility:	436
6. Enrollment continuity in weeks for all individuals enrolled during the reporting month:	
05/07/2016 Thru 08/31/2019	Count: 65,817
09/01/2019 Thru 09/07/2019	Count: 197
09/08/2019 Thru 09/14/2019	Count: 106
09/15/2019 Thru 09/21/2019	Count: 117
09/22/2019 Thru 09/28/2019	Count: 98
09/29/2019 Thru 09/30/2019	Count: 27

***** END OF THE REPORT *****

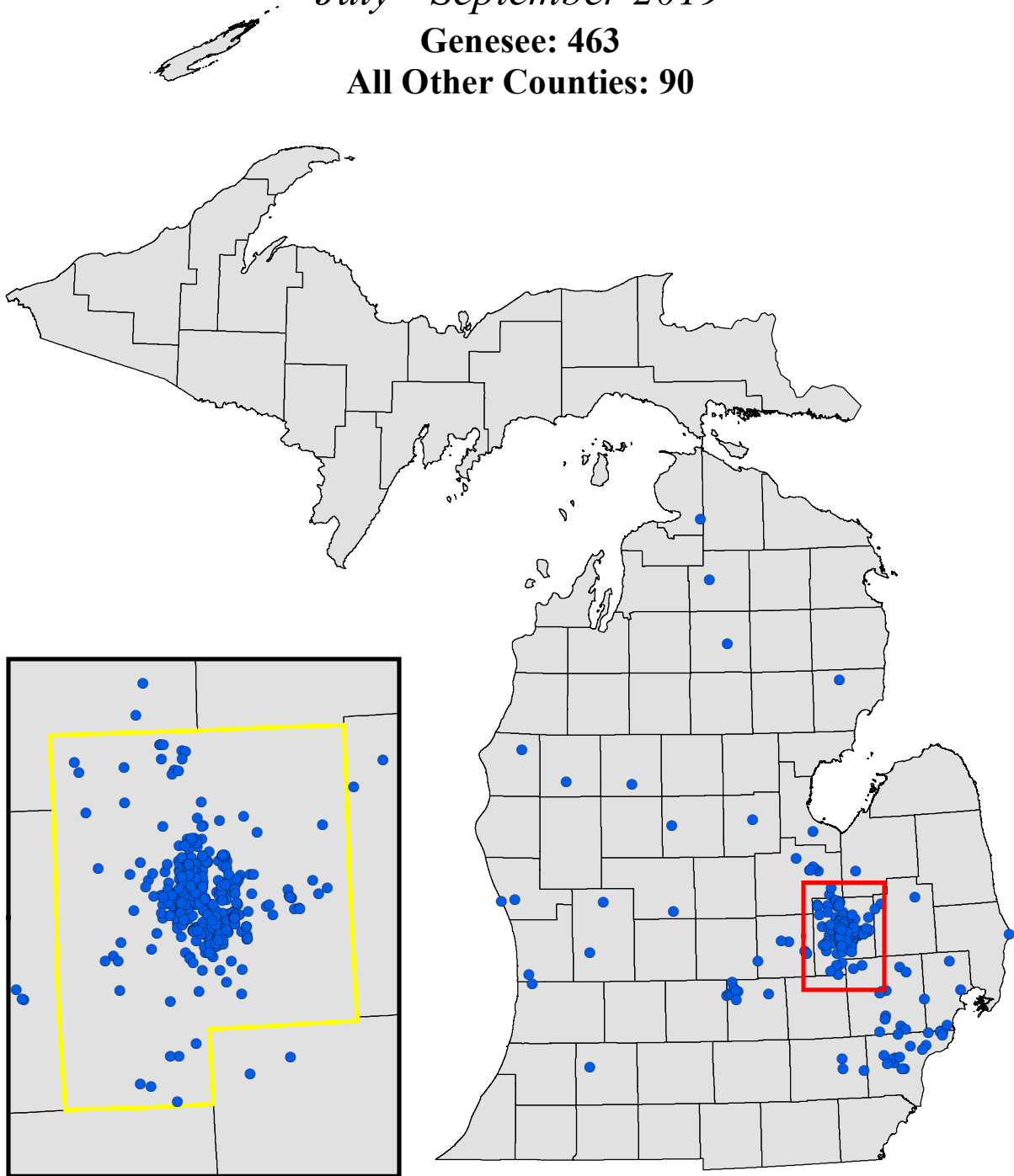
Flint Demonstration Waiver Enrollees

Pregnant

July - September 2019

Genesee: 463

All Other Counties: 90



Source: MDHHS Data Warehouse
Retrieved on November 5, 2019

MDHHS - Actuarial Division
November 5, 2019

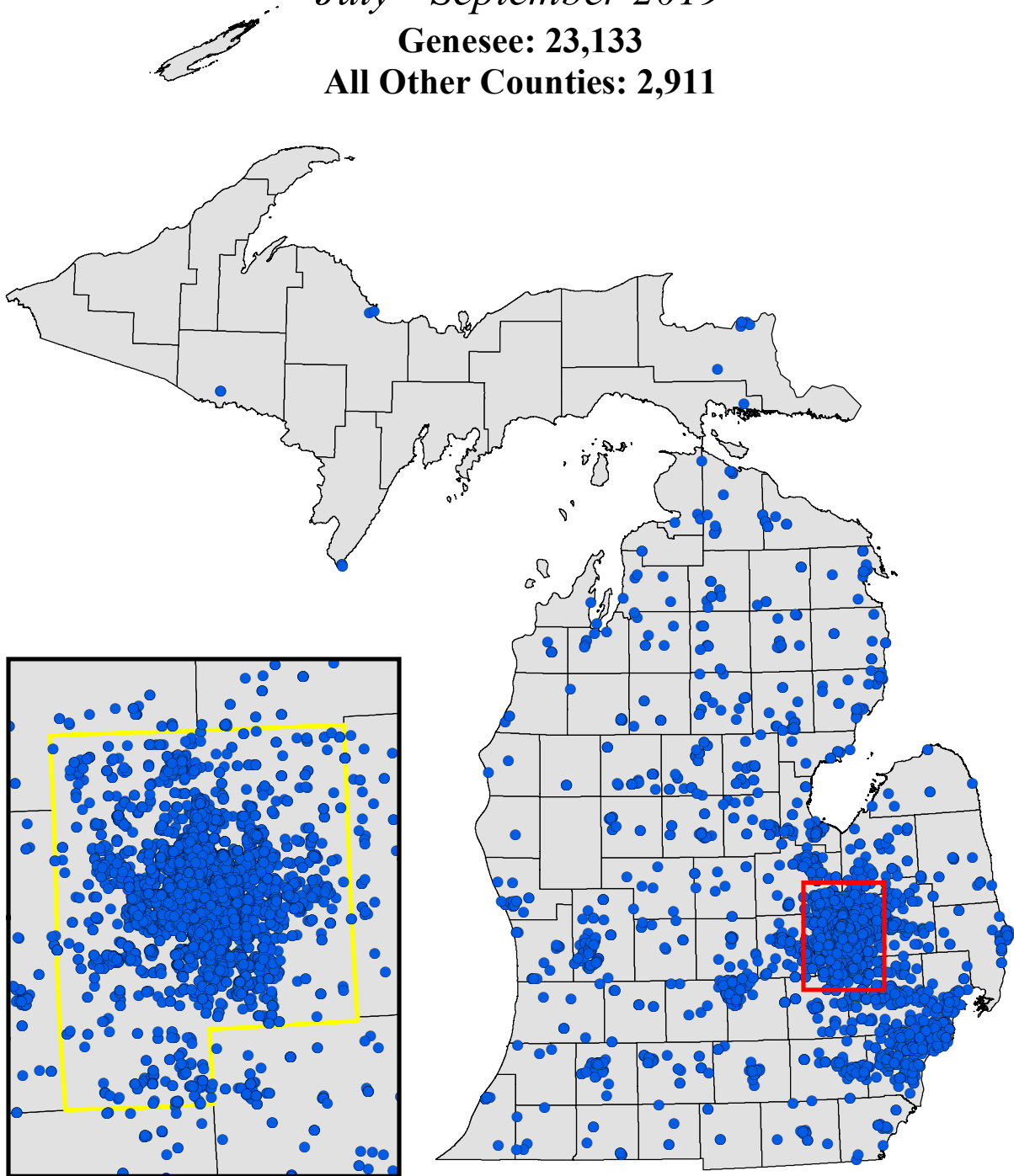
Flint Demonstration Waiver Enrollees

0-20 Years Old

July - September 2019

Genesee: 23,133

All Other Counties: 2,911



Source: MDHHS Data Warehouse
Retrieved on November 5, 2019

MDHHS - Actuarial Division
November 5, 2019

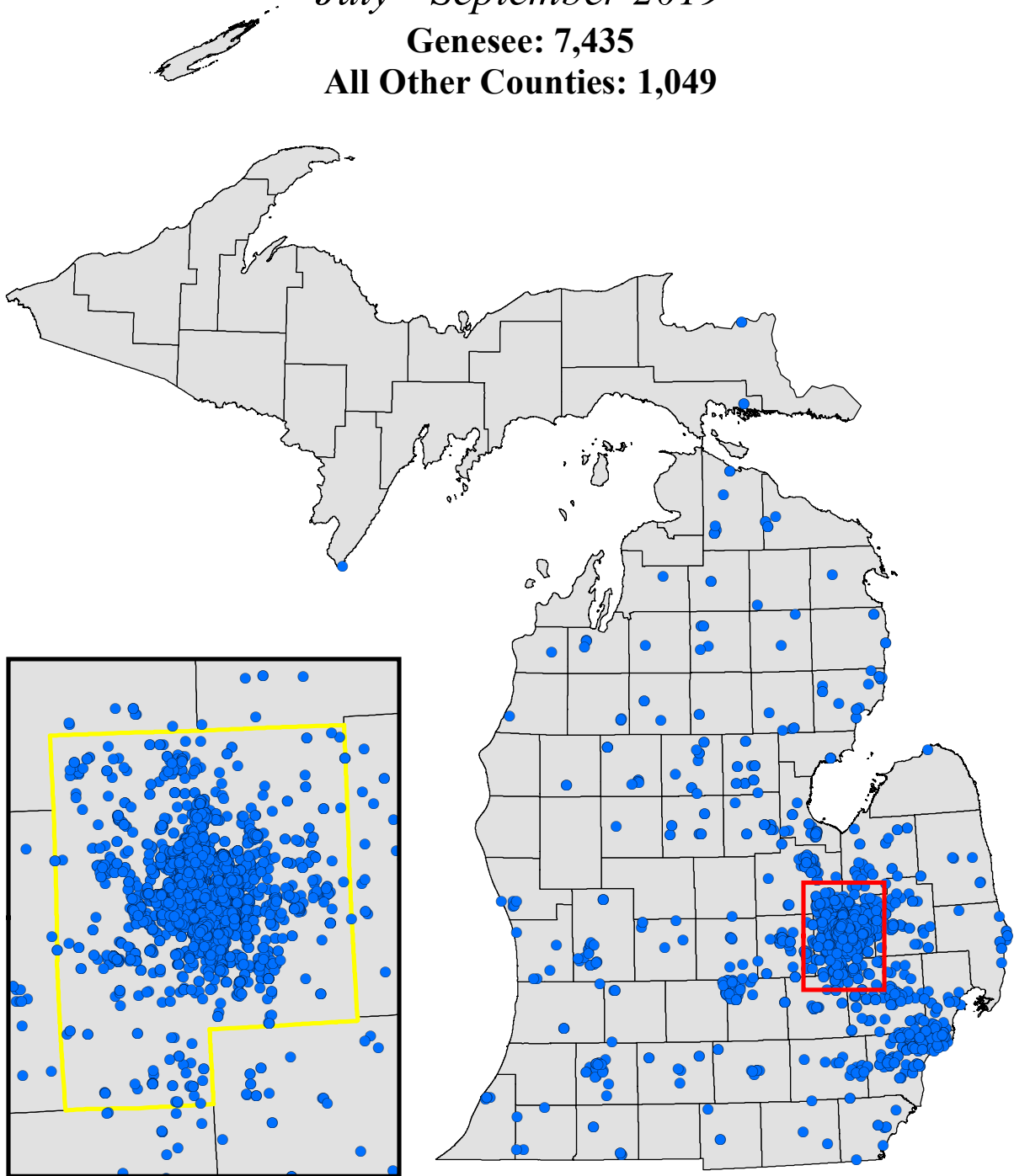
Flint Demonstration Waiver Enrollees

0-5 Years Old

July - September 2019

Genesee: 7,435

All Other Counties: 1,049



Source: MDHHS Data Warehouse
Retrieved on November 5, 2019

MDHHS - Actuarial Division
November 5, 2019