



STATE OF MICHIGAN  
DEPARTMENT OF HEALTH AND HUMAN SERVICES  
LANSING

GRETCHEN WHITMER  
GOVERNOR

ROBERT GORDON  
DIRECTOR

June 2, 2020

Thomas Long, Project Officer  
Centers for Medicare and Medicaid Services  
7500 Security Boulevard  
Mail Stop S2-01-16  
Baltimore, Maryland 21244-1850

Dear Mr. Long,

Re: Project Number 11-W-00302/5 – Flint Michigan Section 1115 Demonstration

Enclosed is the quarterly report for the Flint Michigan Section 1115 Demonstration. It covers the first quarter of calendar year 2020. The report provides operational information, program enrollment, and policy changes related to the waiver as specified in the Special Terms and Conditions.

Should you have any questions related to the information contained in this report, please contact Jacqueline Coleman. She may be reached by phone at 517-284-1190, or by e-mail at [colemanj@michigan.gov](mailto:colemanj@michigan.gov).

Sincerely,



Penny L. Rutledge, Director  
Actuarial Division  
Medical Services Administration

cc: Ruth Hughes  
Angela Garner

Enclosure (7)

Flint Michigan Section 1115 Demonstration  
Quarterly Report

Demonstration Year: 4 (03/01/2019 – 02/28/2020)  
Calendar Year Quarter: 1 (01/01/2020 – 03/31/2020)

# Table of Contents

- Introduction ..... 3
- Enrollment and Benefits Information ..... 3
  - Table 1: Flint Demonstration Enrollment by Month ..... 3
  - Table 2: Flint Demonstration New Enrollment by Month ..... 4
  - Table 3: Flint Demonstration Re-Enrollment by Month..... 4
  - Table 4: Flint Demonstration Disenrollment by Month..... 4
  - Table 5: Cumulative Flint Demonstration PCP Utilization ..... 5
  - Table 6: Monthly Flint Demonstration PCP Visits..... 5
  - Table 7: Genesee Health System Targeted Case Management Activity ..... 5
- Outreach/Innovation Activities to Assure Access..... 6
- Operational and Policy Development ..... 6
- Budget Neutrality Monitoring ..... 6
  - Table 8: Flint Demonstration Budget Neutrality Monitoring ..... 6
- Consumer Issues ..... 7
  - Table 9: Flint Demonstration Customer Service Requests..... 7
- Demonstration Evaluation ..... 7
- Enclosures/Attachments ..... 8
- State Contacts ..... 9
- Date Submitted to CMS .....10

## Introduction

On March 3, 2016 the Centers for Medicare and Medicaid Services (CMS) approved the Michigan Department of Health and Human Services' (MDHHS) application to expand Medicaid coverage for individuals impacted by lead exposure in the Flint water system through February 28, 2021. Through the demonstration, entitled "Flint Michigan Section 1115 Demonstration" and the associated state plan amendments, State Medicaid eligibility expanded to low-income children and pregnant women who were served by the Flint water system during a specified period of time and who would not otherwise be eligible for Medicaid. This population consists of children in households with incomes from 212 percent of the federal poverty level (FPL) up to and including 400 percent of the FPL and pregnant women in households with incomes from 195 percent up to and including 400 percent of the FPL.

The demonstration population receives care primarily through Medicaid managed care plans and receives all state plan benefits including, for children, Early and Periodic Screening, Diagnostic and Treatment (EPSDT). Individuals receiving benefits under the demonstration are exempt from cost sharing and premiums. Targeted Case Management and home lead investigation services are available to children and pregnant women served by the Flint water system during the defined period who have been determined eligible for Medicaid. The provision of specialized services are limited to certain providers as allowable under the approved demonstration.

## Enrollment and Benefits Information

Enrollment into the Flint Medicaid waiver program began May 9, 2016. Beneficiaries already eligible for Medicaid were contacted by mail with information on expanded services provided by the waiver. Potential enrollees can apply for the program via the MDHHS website, by calling a toll-free number or by visiting any MDHHS County office or an area navigator site. Healthcare coverage and application information for people impacted by the Flint water system can be found on the MDHHS website.<sup>1</sup>

Demonstration enrollment activity is detailed in this section of the report. For reporting purposes, the Children enrollment group is defined as demonstration enrollees under the age of 21. Pregnant women are identified using pregnancy indicators in the MDHHS data warehouse. To avoid duplication, pregnant women are excluded from the Children enrollment group. The following table shows enrollment in the demonstration by month.

Enrollment Group	January 2020	February 2020	March 2020
Pregnant Women	490	492	481
Children	25,387	25,301	24,930
Total	25,877	25,793	25,411

<sup>1</sup> <http://www.michigan.gov/mdhhs/0,5885,7-339-71547-384168--,00.html>

Table 2 displays Flint demonstration new enrollment by month. This includes individuals who may have previously been enrolled in other Medicaid programs but are new to the Flint demonstration.

<b>Table 2: Flint Demonstration New Enrollment by Month</b>				
Enrollment Group	January 2020	February 2020	March 2020	Total
Pregnant Women	59	55	48	162
Children	175	152	141	468
Total	234	207	189	630

Table 3 shows Flint demonstration re-enrollments by month. Re-enrollments include individuals who have disenrolled and re-enrolled in the Flint demonstration. Individuals under the re-enrollment category also include individuals that may have previously been enrolled in other Medicaid programs.

<b>Table 3: Flint Demonstration Re-Enrollment by Month</b>				
Enrollment Group	January 2020	February 2020	March 2020	Total
Pregnant Women	34	23	27	84
Children	467	350	343	1,160
Total	501	373	370	1,244

Table 4 contains Flint demonstration disenrollment by month. Disenrollment for a reporting month contains individuals with program enrollment in the prior reporting month that do not have program enrollment for the current reporting month. For example, individuals defined as disenrolled in February 2020 were enrolled in the demonstration in January 2020 but were not enrolled in February 2020. Demonstration disenrollment is often the result of failure to timely return redetermination paperwork and transferring to another Medicaid program.

<b>Table 4: Flint Demonstration Disenrollment by Month</b>				
Enrollment Group	January 2020	February 2020	March 2020	Total
Pregnant Women	76	76	86	238
Children	619	588	855	2,062
Total	695	664	941	2,300

Additional demonstration disenrollment reports by month have been included as attachments. Enrollment maps depicting the geographic distribution of demonstration enrollees for the quarter have also been included as attachments to this report. The attached reports will not necessarily align numerically with the figures reported in the quarterly report tables due to differences in the timing of data retrieval and specifications.

MDHHS monitors the Flint demonstration population's usage of Medicaid benefits to assure access to care. The following access to care metrics utilizes the same enrollment group definitions for children and pregnant women as described for tables 1 – 3. It should be noted that the Children Under 6 category below is a subgroup of the Children category.

The following table lists the cumulative, unduplicated count of Flint demonstration enrollees since the waiver begin date of May 9, 2016 through the end of the reporting quarter, March 31,

2020. The table displays the total number of those enrolled with a visit to a provider with a primary care associated specialty. This includes practitioners with a specialty of family medicine, general medicine, internal medicine or pediatrics. This metric includes any procedure rendered by a primary care provider (PCP).

**Table 5: Cumulative Flint Demonstration PCP Utilization**

**May 2016 – March 2020**

Enrollment Group	Cumulative Enrollment	Cumulative Count of Enrollees with PCP Visit(s)	Cumulative Percentage of Enrollees with PCP Visit(s)
Children	39,834	36,481	92%
Children Under 6	15,863	15,313	97%
Pregnant Women	4,180	3,966	95%
Total	44,014	40,447	92%

Table 6 indicates the monthly count of PCP visits for the reporting quarter’s Flint demonstration population.

**Table 6: Monthly Flint Demonstration PCP Visits**

Enrollment Group	January 2020	February 2020	March 2020	Total
Children	12,245	10,647	8,177	31,069
Pregnant Women	693	559	532	1,784
Total	12,938	11,206	8,709	32,856

Targeted Case Management services are provided by Genesee Health System and include the following assistance:

- Comprehensive assessment and periodic reassessment of individual needs;
- Development of a specific care plan;
- Referrals and related activities to help obtain needed services;
- Monitoring and follow-up activities.

The following table includes Targeted Case Management service activity as provided by Genesee Health System. Individuals counted as those with ongoing services are defined as individuals receiving a Targeted Case Management-related service other than assessment during the month, including unbilled face-to-face and phone contacts.

**Table 7: Genesee Health System Targeted Case Management Activity**

Month	Count of Assessments	Count of Enrollees with Ongoing Targeted Case Management
January 2020	6	34
February 2020	9	64
March 2020	4	58
Cumulative Total	575	366

## Outreach/Innovation Activities to Assure Access

MDHHS and community partners work together to coordinate and implement outreach for those affected by the Flint water system. Activities have included press conferences, public service announcements, community events, advertisements on radio and television, social media posts, and letters to providers and potential enrollees. The public can access waiver specific information, including weekly enrollment reports, on the department's website.<sup>2</sup> A variety of expenditure data and resources for Flint families are available on the State's Flint water website.<sup>3</sup> MDHHS has prominently displayed the link to the Flint water website on the MDHHS homepage.<sup>4</sup>

## Operational and Policy Development

MDHHS regularly meets with Medicaid Health Plans and provider groups to address operational issues, programmatic issues, and policy updates and clarifications. Additionally, MDHHS provides updates to the Medical Care Advisory Council (MCAC) at regularly scheduled quarterly meetings. Enrollment in the Flint demonstration remains stable and the demonstration population continues to consistently access services. This quarter, MDHHS provided public notice for its plan to renew the Flint waiver and held two public hearings. MDHHS is seeking a 10-year extension of the Flint Michigan Section 1115 Demonstration, also referred to as the Flint Waiver, which is set to expire on February 28, 2021.

## Budget Neutrality Monitoring

According to the demonstration special terms and conditions, MDHHS is required to report demonstration expenditures subject to budget neutrality. In this demonstration, this is limited to all demonstration medical assistance expenditures for lead investigation with dates of services within the demonstration's approval period. The following budget neutrality table includes expenditures for March 2016 – December 2016.

	<b>DY 1 - PMPM</b>	<b>DY 2 - PMPM</b>	<b>DY 3 - PMPM</b>	<b>DY 4 - PMPM</b>	<b>DY 5 - PMPM</b>
Approved Flint Lead Diagnostics PMPM	\$ 10.49	\$ 10.49	\$ 10.49	\$ 10.49	\$ 10.49
Actual Flint Lead Diagnostics PMPM (YTD)	\$ 0.18	-	-	-	-
Total Flint Lead Diagnostics Expenditures (YTD)	\$ 29,940.00	-	-	-	-
Total Flint Demonstration Member Months (YTD)	168,304	-	-	-	-

<sup>2</sup> <http://www.michigan.gov/mdhhs/0,5885,7-339-71547-376862--,00.html>

<sup>3</sup> <http://www.michigan.gov/flintwater>

<sup>4</sup> <http://www.michigan.gov/mdhhs/>

As of January 1, 2017, Michigan’s approved Children's Health Insurance Program (CHIP) Health Services Initiative (HSI) provides funding for lead abatement in the impacted areas of Flint, Michigan. As a result, expenditures subject to budget neutrality in the Flint Demonstration are limited to calendar year 2016. Lead abatement expenditures after 2016, including those associated with environmental diagnostic testing, are reported per CHIP HSI regulatory requirements.

## Consumer Issues

MDHHS utilizes the Beneficiary Helpline as a central point of contact for members to ask questions, report complaints and resolve issues. Information on beneficiary complaints and health plan grievances and appeals are currently collected for other Medicaid programs. In the following table, MDHHS has refined existing reporting mechanisms to measure Flint demonstration member telephone contacts with the department.

<b>Table 9: Flint Demonstration Customer Service Requests</b>	
<b>January 2020 – March 2020</b>	
<b>Category</b>	<b>Number of Contacts</b>
Covered Services	15
Obtaining Prescriptions	8
Enrollment/Eligibility Not Recognized	3
1095-B Form	3
Flint Attested	3
Other	2
<b>Total</b>	<b>34</b>

## Demonstration Evaluation

MDHHS has commissioned the Michigan State University Institute for Health Policy (MSU-IHP) to serve as the Flint demonstration independent evaluator. MSU-IHP will conduct demonstration evaluation activities in four domains over a four-year evaluation period. The four domains are as follows:

- I. Access to Services
- II. Access to Targeted Case Management
- III. Improved Health Outcomes
- IV. Lead Hazard Investigation

This quarter’s administrative activities included ongoing meetings of the full evaluation team, data workgroup, and survey workgroup. This quarter MSU-IHP submitted the 2018-2019 Interim/Cumulative Report and completed Beneficiary Survey Wave 2.



## **Domain I: Access to Services**

Domain I will examine the hypothesis that demonstration enrollees will access services to identify and address physical or behavioral health issues associated with lead exposure at a rate higher than others with similar levels of lead exposure. This quarter's activities included a review of Domain 1 hypotheses and updating of results tables. MSU-IHP continued programming of target variables according to available technical specifications and version of the data including 5/1/13 through 4/30/19 available for reporting.

## **Domain II: Access to Targeted Case Management**

Domain II will assess if demonstration enrollees who access Targeted Case Management services will access needed medical, social, educational, and other services at a rate higher than others with similar levels of lead exposure. This quarter, MSU-IHP reviewed Domain 2 hypotheses and updated results tables. MSU-IHP received access to Genesee Health System Targeted Case Management cases: de-identified, individual level data for more detailed analyses on Targeted Case Management access and utilization. Cases identified by Genesee Health System as Targeted Case Management were compared and with Medicaid administrative data.

## **Domain III: Improved Health Outcomes**

Domain III will evaluate the hypothesis that demonstration enrollees will have improved health outcomes compared to others with similar levels of lead exposure. This quarter, a K-means cluster analysis selected as comparison method with Saginaw County selected as comparison county. Additionally, MSU-IHP initiated utilization of MI Schools dashboard to acquire school related health outcomes.

## **Domain IV: Lead Hazard Investigation**

Domain IV will examine if the lead hazard investigation program reduces estimated expected ongoing or re-exposure to lead hazards in the absence of this program. This quarter, MSU-IHP continued to identify best methods and sources for acquisition lead exposure data. Additionally, MSU-IHP engaged in ongoing preparations of lead screening data, particularly blood lead levels (BLL).

## **Enclosures/Attachments**

1. January 2020 Flint Demonstration Disenrollment Report (CM-100)
2. February 2020 Flint Demonstration Disenrollment Report (CM-100)
3. March 2020 Flint Demonstration Disenrollment Report (CM-100)
4. Quarterly Geographic Distribution Enrollment Map: Pregnant Women

5. Quarterly Geographic Distribution Enrollment Map: Children
6. Quarterly Geographic Distribution Enrollment Map: Children Under 6

## State Contacts

If there are any questions about the contents of this report, please contact one of the following people listed below.

Jacqueline Coleman, Waiver Specialist

Email: [colemanj@michigan.gov](mailto:colemanj@michigan.gov)

Phone: (517) 284-119

Carly Todd, Specialist

Email: [toddc1@michigan.gov](mailto:toddc1@michigan.gov)

Phone: (517) 284-1196

Andrew Schalk, Hospital Reimbursement & Special Financing

Email: [schalka@michigan.gov](mailto:schalka@michigan.gov)

Phone: (517) 284-1195

Penny Rutledge, Actuarial Division Director

Email: [rutledgep1@michigan.gov](mailto:rutledgep1@michigan.gov)

Phone: (517) 284-1191

Actuarial Division

Bureau of Medicaid Operations and Actuarial Services

MSA, MDHHS, P.O. Box 30479

Lansing, MI 48909-7979

Fax: (517) 241-5112

## Date Submitted to CMS

June 2, 2020

State of Michigan  
 Department of Health and Human Services  
 Medicaid waiver Monthly CMS report

Report ID: CM-100  
 Report Period: 01/01/2020

Run Date: 05/25/2020  
 Run Time: 11:14:26PM

1. Monthly count of disenrollment because of transfer to another eligibility group:	230
2. Monthly count of disenrollment other than transfer to another Medicaid group:	278
3. Monthly count of beneficiaries due for renewal:	975
4. Number of beneficiaries due for renewal who did not renew:	899
5. Number of beneficiaries due for renewal who lost eligibility:	221
6. Enrollment continuity in weeks for all individuals enrolled during the reporting month:	
05/07/2016 Thru 12/31/2019	Count: 67,724
01/01/2020 Thru 01/04/2020	Count: 98
01/05/2020 Thru 01/11/2020	Count: 117
01/12/2020 Thru 01/18/2020	Count: 89
01/19/2020 Thru 01/25/2020	Count: 85
01/26/2020 Thru 01/31/2020	Count: 91

\*\*\*\*\* END OF THE REPORT \*\*\*\*\*

State of Michigan  
 Department of Health and Human Services  
 Medicaid waiver Monthly CMS report

Report ID: CM-100  
 Report Period: 02/01/2020

Run Date: 05/25/2020  
 Run Time: 11:35:17PM

1. Monthly count of disenrollment because of transfer to another eligibility group:	283
2. Monthly count of disenrollment other than transfer to another Medicaid group:	313
3. Monthly count of beneficiaries due for renewal:	1096
4. Number of beneficiaries due for renewal who did not renew:	1007
5. Number of beneficiaries due for renewal who lost eligibility:	301
6. Enrollment continuity in weeks for all individuals enrolled during the reporting month:	
05/07/2016 Thru 01/31/2020	Count: 68,204
02/01/2020 Thru 02/01/2020	Count: 62
02/02/2020 Thru 02/08/2020	Count: 92
02/09/2020 Thru 02/15/2020	Count: 99
02/16/2020 Thru 02/22/2020	Count: 93
02/23/2020 Thru 02/29/2020	Count: 104

\*\*\*\*\* END OF THE REPORT \*\*\*\*\*

State of Michigan  
 Department of Health and Human Services  
 Medicaid waiver Monthly CMS report

Report ID: CM-100  
 Report Period: 03/01/2020

Run Date: 05/25/2020  
 Run Time: 11:53:16PM

1. Monthly count of disenrollment because of transfer to another eligibility group:	237
2. Monthly count of disenrollment other than transfer to another Medicaid group:	155
3. Monthly count of beneficiaries due for renewal:	1219
4. Number of beneficiaries due for renewal who did not renew:	1127
5. Number of beneficiaries due for renewal who lost eligibility:	4
6. Enrollment continuity in weeks for all individuals enrolled during the reporting month:	
05/07/2016 Thru 02/29/2020	Count: 68,654
03/01/2020 Thru 03/07/2020	Count: 165
03/08/2020 Thru 03/14/2020	Count: 66
03/15/2020 Thru 03/21/2020	Count: 92
03/22/2020 Thru 03/28/2020	Count: 86
03/29/2020 Thru 03/31/2020	Count: 49

\*\*\*\*\* END OF THE REPORT \*\*\*\*\*

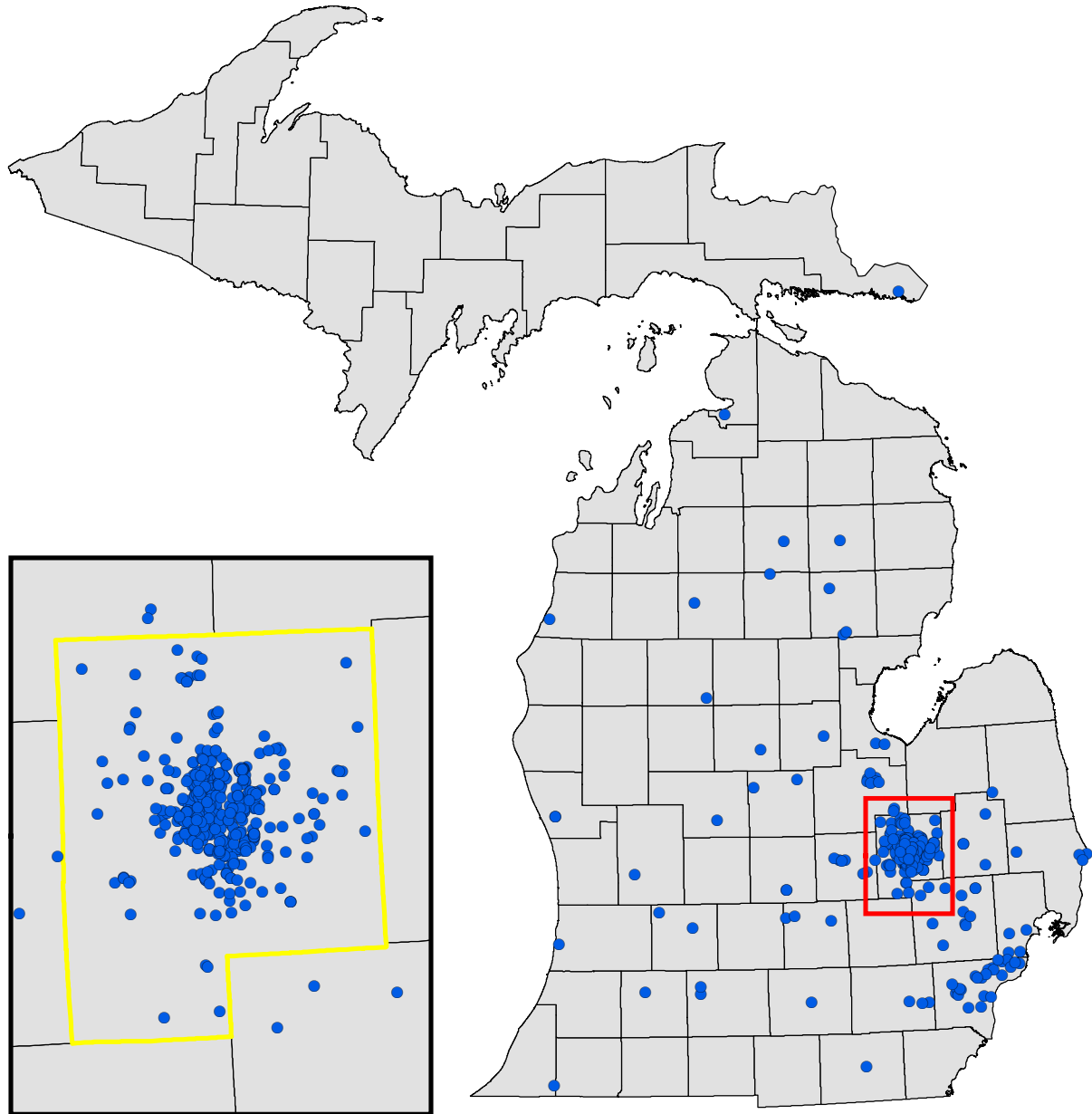
# Flint Demonstration Waiver Enrollees

Pregnant

*January - March 2020*

**Genesee: 513**

**All Other Counties: 108**



Source: MDHHS Data Warehouse  
Retrieved on May 18, 2020

MDHHS - Actuarial Division  
May 18, 2020

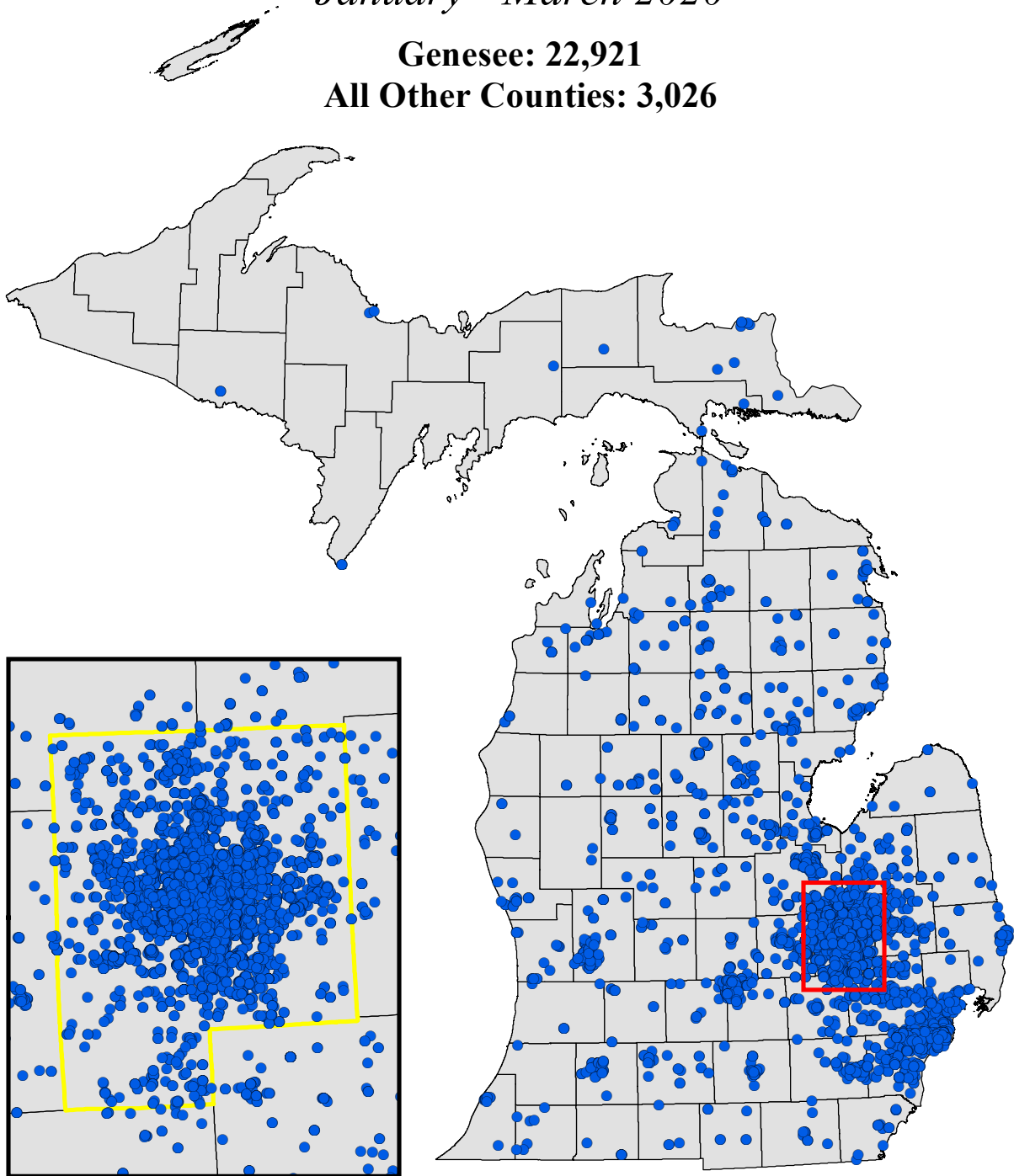
# Flint Demonstration Waiver Enrollees

0-20 Years Old

January - March 2020

Genesee: 22,921

All Other Counties: 3,026



Source: MDHHS Data Warehouse  
Retrieved on May 18, 2020

MDHHS - Actuarial Division  
May 18, 2020



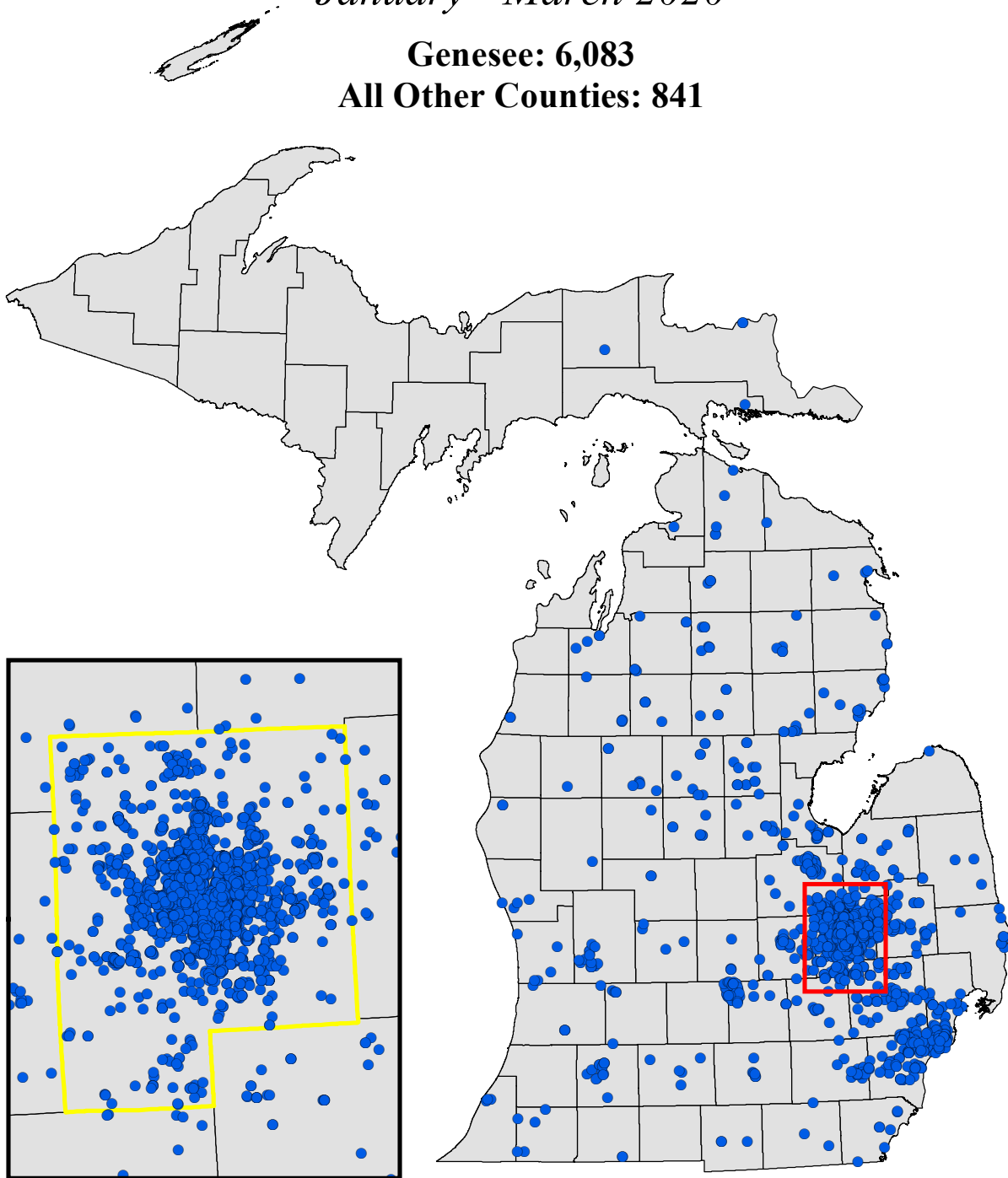
# Flint Demonstration Waiver Enrollees

0-5 Years Old

January - March 2020

Genesee: 6,083

All Other Counties: 841



Source: MDHHS Data Warehouse  
Retrieved on May 18, 2020

MDHHS - Actuarial Division  
May 18, 2020