



STATE OF MICHIGAN

DEPARTMENT OF HEALTH AND HUMAN SERVICES
LANSING

GRETCHEN WHITMER
GOVERNOR

ELIZABETH HERTEL
DIRECTOR

February 23, 2023

Christine Davidson
Division of Program Operations – East Branch
Medicaid & CHIP Operations Group
Centers for Medicare & Medicaid Services
233 North Michigan Avenue, Suite 600
Chicago, Illinois 60601-5519

Dear Ms. Davidson,

Re: Project Number 11-W-00302/5 – Flint Michigan Section 1115 Demonstration

Enclosed is the quarterly report for the Flint Michigan Section 1115 Demonstration. It covers the first quarter of demonstration year 7. The report provides operational information, program enrollment, and policy changes related to the waiver as specified in the Special Terms and Conditions.

Should you have any questions related to the information contained in this report, please contact Jacqueline Coleman. She may be reached by e-mail at colemanj@michigan.gov.

Sincerely,

A black rectangular box redacting the signature of the sender.

Actuarial Division

cc: Angela Garner
Nicole McKnight
Keri Toback

Enclosure (7)

Flint Michigan Section 1115 Demonstration

Quarterly Report

Demonstration Year: 7 (10/01/2022 – 09/30/2023)
Quarter: 1 (10/01/2022 – 12/31/2022)

Table of Contents

Introduction	3
Enrollment and Benefits Information	3
Table 1: Flint Demonstration Enrollment by Month	3
Table 2: Flint Demonstration New Enrollment by Month	4
Table 3: Flint Demonstration Re-Enrollment by Month.....	4
Table 4: Flint Demonstration Disenrollment by Month.....	4
Table 5: Cumulative Flint Demonstration PCP Utilization	5
Table 6: Monthly Flint Demonstration PCP Visits.....	5
Table 7: Genesee Health System Targeted Case Management Activity	5
Outreach/Innovation Activities to Assure Access.....	6
Operational and Policy Development	6
Consumer Issues	6
Table 8: Flint Demonstration Customer Service Requests.....	6
Demonstration Evaluation	6
Enclosures/Attachments	8
State Contacts	8
Date Submitted to CMS	9

Introduction

On March 3, 2016, the Centers for Medicare and Medicaid Services (CMS) approved the Michigan Department of Health and Human Services' (MDHHS) application to expand Medicaid coverage for individuals impacted by lead exposure in the Flint water system through February 28, 2021. Through the demonstration, entitled "Flint Michigan Section 1115 Demonstration" and the associated state plan amendments, State Medicaid eligibility expanded to low-income children and pregnant women who were served by the Flint water system during a specified period of time and who would not otherwise be eligible for Medicaid. This population consists of children in households with incomes from 212 percent of the federal poverty level (FPL) up to and including 400 percent of the FPL and pregnant women in households with incomes from 195 percent up to and including 400 percent of the FPL.

The demonstration population receives care primarily through Medicaid managed care plans and receives all state plan benefits including, for children, Early and Periodic Screening, Diagnostic and Treatment (EPSDT). Individuals receiving benefits under the demonstration are exempt from cost sharing and premiums. Targeted Case Management and home lead investigation services are available to children and pregnant women served by the Flint water system during the defined period who have been determined eligible for Medicaid. The provision of specialized services is limited to certain providers as allowable under the approved demonstration.

Enrollment and Benefits Information

Enrollment into the Flint Medicaid waiver program began May 9, 2016. Beneficiaries already eligible for Medicaid were contacted by mail with information on expanded services provided by the waiver. Potential enrollees can apply for the program via the MDHHS website, by calling a toll-free number or by visiting any MDHHS County office or an area navigator site. Healthcare coverage and application information for people impacted by the Flint water system can be found on the MDHHS website.¹

Demonstration enrollment activity is detailed in this section of the report. For reporting purposes, the Children enrollment group is defined as demonstration enrollees under the age of 21. Pregnant women are identified using pregnancy indicators in the MDHHS data warehouse. To avoid duplication, pregnant women are excluded from the Children enrollment group. The following table shows enrollment in the demonstration by month.

Table 1: Flint Demonstration Enrollment by Month			
Enrollment Group	October 2022	November 2022	December 2022
Pregnant Women	340	335	332
Children	25,297	25,260	25,207
Total	25,637	25,595	25,539

¹ <http://www.michigan.gov/mdhhs/0,5885,7-339-71547-384168--,00.html>

Table 2 displays Flint demonstration new enrollment by month. This includes individuals who may have previously been enrolled in other Medicaid programs but are new to the Flint demonstration.

Table 2: Flint Demonstration New Enrollment by Month				
Enrollment Group	October 2022	November 2022	December 2022	Total
Pregnant Women	44	37	37	118
Children	93	98	96	287
Total	137	135	133	405

Table 3 shows Flint demonstration re-enrollments by month. Re-enrollments include individuals who have disenrolled and re-enrolled in the Flint demonstration. Individuals under the re-enrollment category also include individuals that may have previously been enrolled in other Medicaid programs.

Table 3: Flint Demonstration Re-Enrollment by Month				
Enrollment Group	October 2022	November 2022	December 2022	Total
Pregnant Women	22	13	17	52
Children	91	73	73	237
Total	113	86	90	289

Table 4 contains Flint demonstration disenrollment by month. Disenrollment for a reporting month contains individuals with program enrollment in the prior reporting month that do not have program enrollment for the current reporting month. For example, individuals defined as disenrolled in November 2022 were enrolled in the demonstration in October 2022 but were not enrolled in November 2022. Demonstration disenrollment is often the result of failure to timely return redetermination paperwork and transferring to another Medicaid program.

Table 4: Flint Demonstration Disenrollment by Month				
Enrollment Group	October 2022	November 2022	December 2022	Total
Pregnant Women	33	42	40	115
Children	213	208	222	643
Total	246	250	262	758

Additional demonstration disenrollment reports by month have been included as attachments. Enrollment maps depicting the geographic distribution of demonstration enrollees for the quarter have also been included as attachments to this report. The attached reports will not necessarily align numerically with the figures reported in the quarterly report tables due to differences in the timing of data retrieval and specifications.

MDHHS monitors the Flint demonstration population's usage of Medicaid benefits to assure access to care. The following access to care metrics utilizes the same enrollment group definitions for children and pregnant women as described for tables 1 – 3. It should be noted that the Children Under 6 category below is a subgroup of the Children category.

The following table lists the cumulative, unduplicated count of Flint demonstration enrollees since the waiver begin date of May 9, 2016 through the end of the reporting quarter, December

31, 2022. The table displays the total number of those enrolled with a visit to a provider with a primary care associated specialty. This includes practitioners with a specialty of family medicine, general medicine, internal medicine, or pediatrics. This metric includes any procedure rendered by a primary care provider (PCP).

Table 5: Cumulative Flint Demonstration PCP Utilization			
May 2016 – December 2022			
Enrollment Group	Cumulative Enrollment	Cumulative Count of Enrollees with PCP Visit(s)	Cumulative Percentage of Enrollees with PCP Visit(s)
Children	41,592	39,096	94%
Children Under 6	18,080	17,564	97%
Pregnant Women	5,272	5,041	96%
Total	46,864	44,137	94%

Table 6 indicates the monthly count of PCP visits for the reporting quarter's Flint demonstration population.

Table 6: Monthly Flint Demonstration PCP Visits				
Enrollment Group	October 2022	November 2022	December 2022	Total
Children	12,662	12,196	9,570	34,428
Pregnant Women	121	101	83	305
Total	12,783	12,297	9,653	34,733

Targeted Case Management services are provided by Genesee Health System and include the following assistance:

- Comprehensive assessment and periodic reassessment of individual needs;
- Development of a specific care plan;
- Referrals and related activities to help obtain needed services;
- Monitoring and follow-up activities.

The following table includes Targeted Case Management service activity as provided by Genesee Health System. Individuals counted as those with ongoing services are defined as individuals receiving a Targeted Case Management-related service other than assessment during the month, including unbilled face-to-face and phone contacts.

Table 7: Genesee Health System Targeted Case Management Activity		
Month	Count of Assessments	Count of Enrollees with Ongoing Targeted Case Management
October 2022	4	16
November 2022	3	4
December 2022	2	0
Cumulative Total	826	1,319

Outreach/Innovation Activities to Assure Access

MDHHS and community partners work together to coordinate and implement outreach for those affected by the Flint water system. Activities have included press conferences, public service announcements, community events, advertisements on radio and television, social media posts, and letters to providers and potential enrollees. The public can access waiver specific information, including weekly enrollment reports, on the department's website.² A variety of expenditure data and resources for Flint families are available on the State's Flint water website.³ MDHHS has prominently displayed the link to the Flint water website on the MDHHS homepage.⁴

Operational and Policy Development

MDHHS regularly meets with Medicaid Health Plans and provider groups to address operational issues, programmatic issues, and policy updates and clarifications. Additionally, MDHHS provides updates to the Medical Care Advisory Council (MCAC) at regularly scheduled quarterly meetings. Enrollment in the Flint demonstration remains stable and the demonstration population continues to consistently access services.

Consumer Issues

MDHHS utilizes the Beneficiary Helpline as a central point of contact for members to ask questions, report complaints and resolve issues. Information on beneficiary complaints and health plan grievances and appeals are currently collected for other Medicaid programs. In the following table, MDHHS has refined existing reporting mechanisms to measure Flint demonstration member telephone contacts with the department.

Table 8: Flint Demonstration Customer Service Requests	
October 2022 – December 2022	
Category	Number of Contacts
Obtaining Prescription	5
Covered Services	2
Enrollment/Eligibility Not Recognized	2
Flint Attested	2
Other	3
Total	14

Demonstration Evaluation

MDHHS has commissioned the Michigan State University Institute for Health Policy (MSU-IHP) to serve as the Flint demonstration independent evaluator. MSU-IHP will conduct demonstration

² <http://www.michigan.gov/mdhhs/0,5885,7-339-71547-376862--,00.html>

³ <http://www.michigan.gov/flintwater>

⁴ <http://www.michigan.gov/mdhhs/>

evaluation activities in four domains over a four-year evaluation period. The four domains are as follows:

- I. Access to Services
- II. Access to Targeted Case Management
- III. Improved Health Outcomes
- IV. Lead Hazard Investigation

This quarter's administrative activities included ongoing workgroup meetings to monitor activities and produce deliverables. The full workgroup continued to meet weekly to discuss current activities related to the First Demonstration Period Final Summative Report as well as address any questions/comments and discuss plans for the Second Demonstration Period evaluation activities. MSU-IHP met with MDHHS, through reoccurring Teams meetings, to discuss project progress and address questions. MSU-IHP prepared and submitted the First Demonstration Period Final Summative Report as well as all secondary reports (TCM, Operational, and Survey reports). This quarter, MSU-IHP updated and submitted drafts of adult and child enrollee surveys for the 2023 wave to MDHHS. Additionally, MSU-IHP established the workplan for Second Demonstration evaluation activities and a plan for data collection and analyses.

Review of Domain Hypotheses and Planned Analyses:

CMS' approval of the evaluation plan remains pending as of 12/31/2022. In the interest of timeliness, the evaluation team is moving forward with activities as described in the application. Activities may need to be adjusted pending federal review.

Domain I: Access to Services

Domain I will examine the hypothesis that demonstration enrollees will access services to identify and address physical or behavioral health issues associated with lead exposure at a rate higher than others with similar levels of lead exposure. This quarter, all relevant Domain I hypotheses were reviewed and utilized to update the enrollee surveys as well as write the Second Demonstration workplan.

Domain II: Access to Targeted Case Management

Domain II will assess if demonstration enrollees who access Targeted Case Management services will access needed medical, social, educational, and other services at a rate higher than others with similar levels of lead exposure. This quarter, all relevant Domain II hypotheses were reviewed and utilized to update the enrollee surveys as well as write the Second Demonstration workplan.

Domain III: Improved Health Outcomes

Domain III will evaluate the hypothesis that demonstration enrollees will have improved health outcomes compared to others with similar levels of lead exposure. This quarter, all relevant

Domain III hypotheses were reviewed and utilized to update the enrollee surveys as well as write the Second Demonstration workplan.

Domain IV: Lead Hazard Investigation

Domain IV will examine if the lead hazard investigation program reduces estimated expected ongoing or re-exposure to lead hazards in the absence of this program. This quarter, all relevant Domain IV hypotheses were reviewed and utilized to update the enrollee surveys as well as write the Second Demonstration workplan.

Enclosures/Attachments

1. October 2022 Flint Demonstration Disenrollment Report (CM-100)
2. November 2022 Flint Demonstration Disenrollment Report (CM-100)
3. December 2022 Flint Demonstration Disenrollment Report (CM-100)
4. Quarterly Geographic Distribution Enrollment Map: Pregnant Women
5. Quarterly Geographic Distribution Enrollment Map: Children
6. Quarterly Geographic Distribution Enrollment Map: Children Under 6

State Contacts

If there are any questions about the contents of this report, please contact one of the following people listed below.

Jacqueline Coleman, Waiver Specialist

Email: colemanj@michigan.gov

Phone: (517) 284-119

Carly Todd, Specialist

Email: todd1@michigan.gov

Phone: (517) 284-1196

Andrew Schalk, Section Manager

Email: schalka@michigan.gov

Phone: (517) 284-1195

Keith White, Division Director

Email: WhiteK33@michigan.gov

Actuarial Division

Bureau of Medicaid Operations and Actuarial Services

BPHASA, MDHHS, P.O. Box 30479

Lansing, MI 48909-7979

Fax: (517) 241-5112

Date Submitted to CMS

February 23, 2023

State of Michigan
Department of Health and Human Services
Medicaid Waiver Monthly CMS report

Report ID: CM-100
Report Period: 10/01/2022

Run Date: 02/03/2023
Run Time: 2:03:54PM

1. Monthly count of disenrollment because of transfer to another eligibility group:	117
---	-----

2. Monthly count of disenrollment other than transfer to another Medicaid group:	45
--	----

3. Monthly count of beneficiaries due for renewal:	496
4. Number of beneficiaries due for renewal who did not renew:	496
5. Number of beneficiaries due for renewal who lost eligibility:	0

6. Enrollment continuity in weeks for all individuals enrolled during the reporting month:					
--	--	--	--	--	--

05/07/2016	Thru	08/31/2022	Count:		76,584
09/01/2022	Thru	09/03/2022	Count:		88
09/04/2022	Thru	09/10/2022	Count:		29
09/11/2022	Thru	09/17/2022	Count:		31
09/18/2022	Thru	09/24/2022	Count:		31
09/25/2022	Thru	09/30/2022	Count:		32

***** END OF THE REPORT *****

State of Michigan
Department of Health and Human Services
Medicaid Waiver Monthly CMS report

Report ID: CM-100
Report Period: 11/01/2022

Run Date: 02/03/2023
Run Time: 2:06:23PM

1. Monthly count of disenrollment because of transfer to another eligibility group:	117
---	-----

2. Monthly count of disenrollment other than transfer to another Medicaid group:	64
--	----

3. Monthly count of beneficiaries due for renewal:	504
4. Number of beneficiaries due for renewal who did not renew:	504
5. Number of beneficiaries due for renewal who lost eligibility:	0

6. Enrollment continuity in weeks for all individuals enrolled during the reporting month:					
--	--	--	--	--	--

05/07/2016	Thru	10/31/2022	Count:		77,028
11/01/2022	Thru	11/05/2022	Count:		100
11/06/2022	Thru	11/12/2022	Count:		15
11/13/2022	Thru	11/19/2022	Count:		43
11/20/2022	Thru	11/26/2022	Count:		33
11/27/2022	Thru	11/30/2022	Count:		32

***** END OF THE REPORT *****

State of Michigan
Department of Health and Human Services
Medicaid Waiver Monthly CMS report

Report ID: CM-100
Report Period: 12/01/2022

Run Date: 02/03/2023
Run Time: 2:10:30PM

1. Monthly count of disenrollment because of transfer to another eligibility group:	82
---	----

2. Monthly count of disenrollment other than transfer to another Medicaid group:	27
--	----

3. Monthly count of beneficiaries due for renewal:	514
4. Number of beneficiaries due for renewal who did not renew:	514
5. Number of beneficiaries due for renewal who lost eligibility:	1

6. Enrollment continuity in weeks for all individuals enrolled during the reporting month:
--

05/07/2016	Thru	11/30/2022	Count:	77,251
12/01/2022	Thru	12/03/2022	Count:	87
12/04/2022	Thru	12/10/2022	Count:	35
12/11/2022	Thru	12/17/2022	Count:	33
12/18/2022	Thru	12/24/2022	Count:	27
12/25/2022	Thru	12/31/2022	Count:	19

***** END OF THE REPORT *****

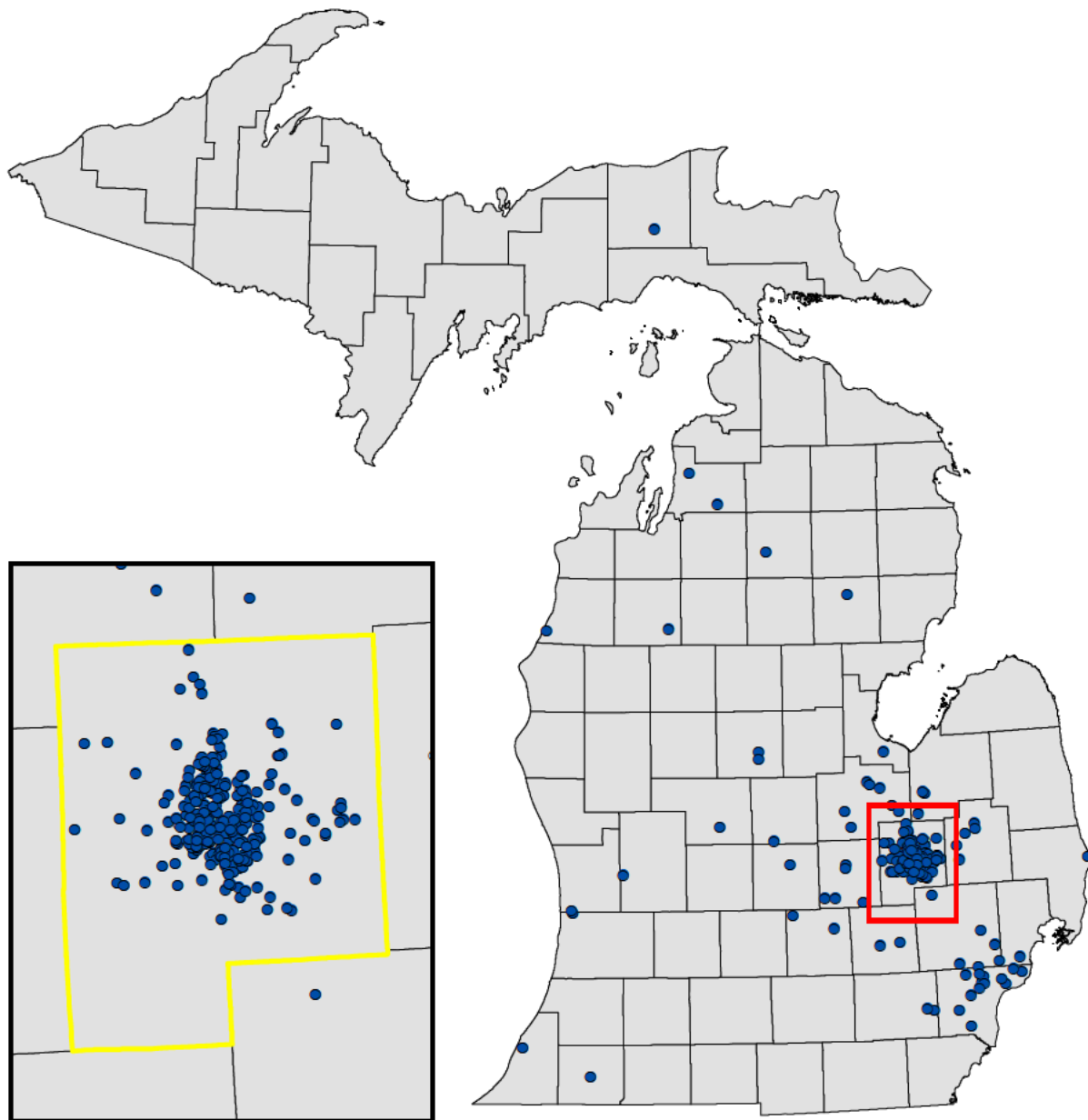
Flint Demonstration Waiver Enrollees

Pregnant

October - December 2022

Genesee: 336

All Other Counties: 71



Source: MDHHS Data Warehouse
Retrieved on February 3, 2023

MDHHS - Actuarial Division
February 6, 2023

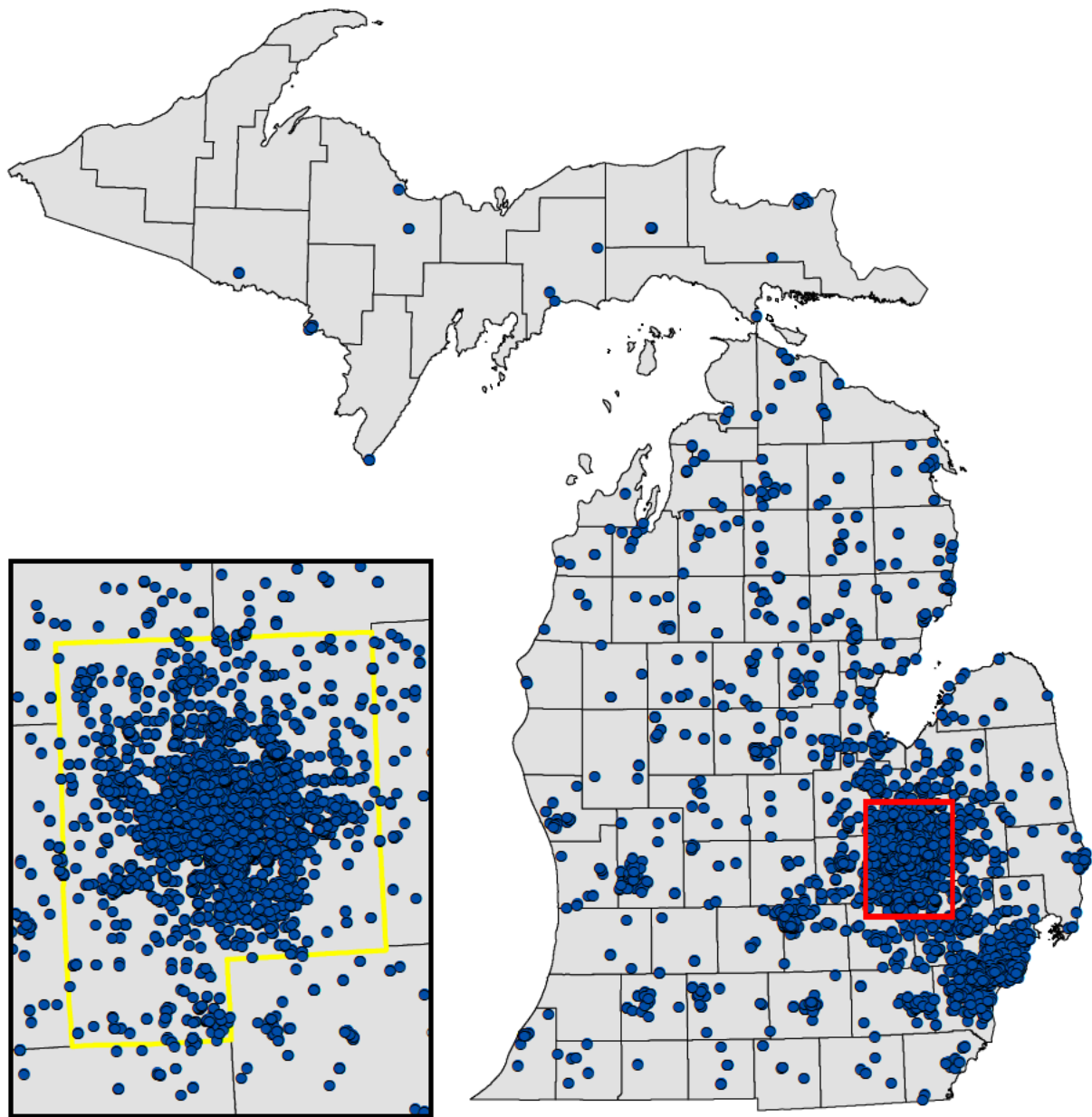
Flint Demonstration Waiver Enrollees

0-20 Years Old

October - December 2022

Genesee: 21,589

All Other Counties: 3,469



*Source: MDHHS Data Warehouse
Retrieved on February 3, 2023*

*MDHHS - Actuarial Division
February 6, 2023*

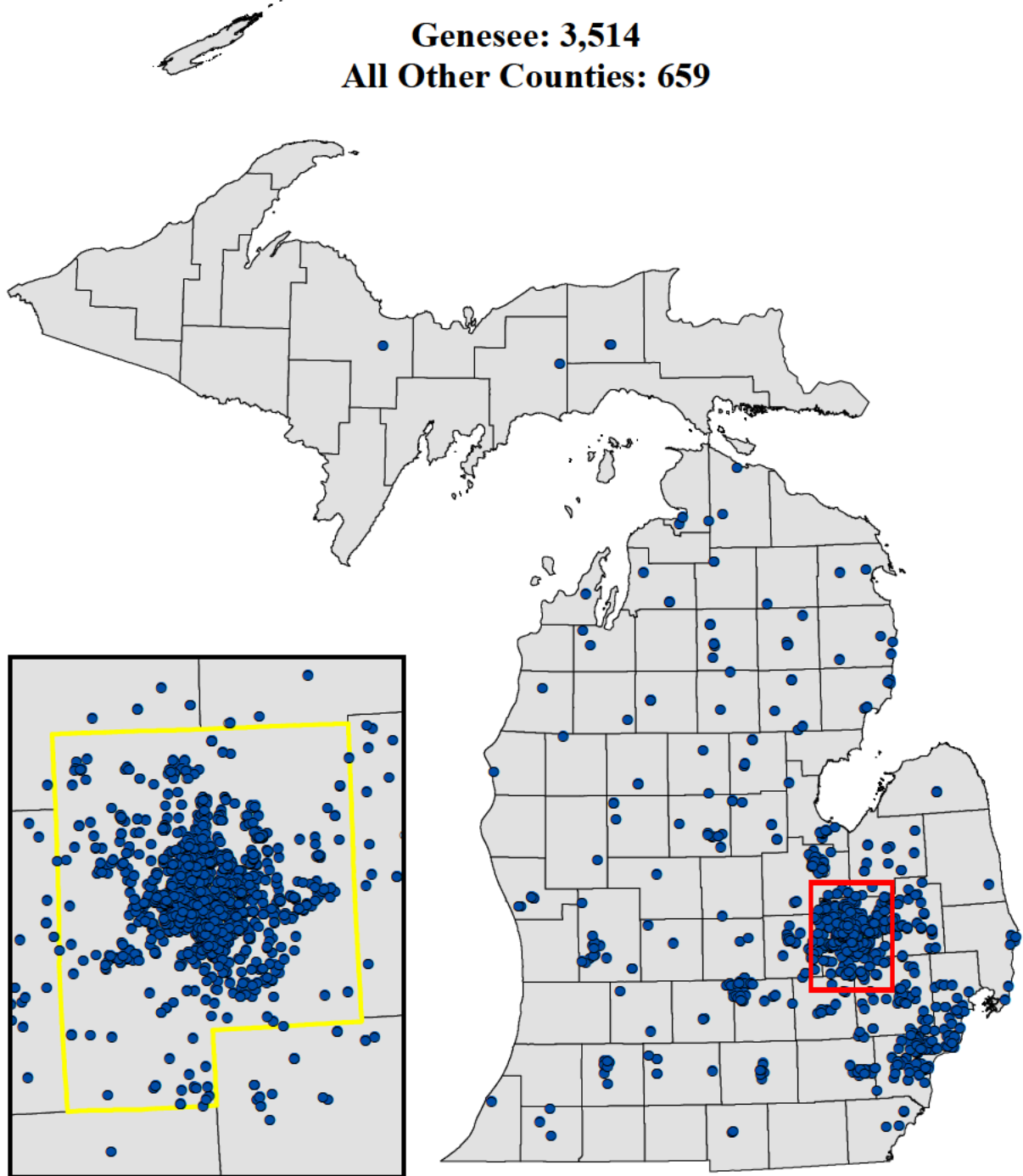
Flint Demonstration Waiver Enrollees

0-5 Years Old

October - December 2022

Genesee: 3,514

All Other Counties: 659



*Source: MDHHS Data Warehouse
Retrieved on February 3, 2023*

*MDHHS - Actuarial Division
February 6, 2023*