



GRETCHEN WHITMER
GOVERNOR

STATE OF MICHIGAN
DEPARTMENT OF HEALTH AND HUMAN SERVICES
LANSING

ELIZABETH HERTEL
DIRECTOR

May 24, 2021

Keri Toback
Division of Program Operations – East Branch
Medicaid & CHIP Operations Group
Centers for Medicare & Medicaid Services
233 North Michigan Avenue, Suite 600
Chicago, Illinois 60601-5519

Dear Ms. Toback,

Re: Project Number 11-W-00302/5 – Flint Michigan Section 1115 Demonstration

Enclosed is the quarterly report for the Flint Michigan Section 1115 Demonstration. It covers the first quarter of calendar year 2021. The report provides operational information, program enrollment, and policy changes related to the waiver as specified in the Special Terms and Conditions.

Should you have any questions related to the information contained in this report, please contact Jacqueline Coleman. She may be reached by e-mail at colemanj@michigan.gov.

Sincerely,



Penny Rutledge, Director
Actuarial Division
Medical Services Administration

cc: Angela Garner
Nicole McKnight

Enclosure (7)

Flint Michigan Section 1115 Demonstration

Quarterly Report

Demonstration Year: 5 (03/01/2020 – 02/28/2021)
Calendar Year Quarter: 4 (01/01/2021 – 03/31/2021)

Table of Contents

Introduction.....	3
Enrollment and Benefits Information	3
Table 1: Flint Demonstration Enrollment by Month	3
Table 2: Flint Demonstration New Enrollment by Month	4
Table 3: Flint Demonstration Re-Enrollment by Month.....	4
Table 4: Flint Demonstration Disenrollment by Month.....	4
Table 5: Cumulative Flint Demonstration PCP Utilization.....	5
Table 6: Monthly Flint Demonstration PCP Visits	5
Table 7: Genesee Health System Targeted Case Management Activity	5
Outreach/Innovation Activities to Assure Access	6
Operational and Policy Development	6
Budget Neutrality Monitoring.....	6
Table 8: Flint Demonstration Budget Neutrality Monitoring	6
Consumer Issues.....	7
Table 9: Flint Demonstration Customer Service Requests	7
Demonstration Evaluation	7
Enclosures/Attachments.....	8
State Contacts	8
Date Submitted to CMS.....	9

Introduction

On March 3, 2016, the Centers for Medicare and Medicaid Services (CMS) approved the Michigan Department of Health and Human Services' (MDHHS) application to expand Medicaid coverage for individuals impacted by lead exposure in the Flint water system through February 28, 2021. Through the demonstration, entitled "Flint Michigan Section 1115 Demonstration" and the associated state plan amendments, State Medicaid eligibility expanded to low-income children and pregnant women who were served by the Flint water system during a specified period of time and who would not otherwise be eligible for Medicaid. This population consists of children in households with incomes from 212 percent of the federal poverty level (FPL) up to and including 400 percent of the FPL and pregnant women in households with incomes from 195 percent up to and including 400 percent of the FPL.

The demonstration population receives care primarily through Medicaid managed care plans and receives all state plan benefits including, for children, Early and Periodic Screening, Diagnostic and Treatment (EPSDT). Individuals receiving benefits under the demonstration are exempt from cost sharing and premiums. Targeted Case Management and home lead investigation services are available to children and pregnant women served by the Flint water system during the defined period who have been determined eligible for Medicaid. The provision of specialized services is limited to certain providers as allowable under the approved demonstration.

Enrollment and Benefits Information

Enrollment into the Flint Medicaid waiver program began May 9, 2016. Beneficiaries already eligible for Medicaid were contacted by mail with information on expanded services provided by the waiver. Potential enrollees can apply for the program via the MDHHS website, by calling a toll-free number or by visiting any MDHHS County office or an area navigator site. Healthcare coverage and application information for people impacted by the Flint water system can be found on the MDHHS website.¹

Demonstration enrollment activity is detailed in this section of the report. For reporting purposes, the Children enrollment group is defined as demonstration enrollees under the age of 21. Pregnant women are identified using pregnancy indicators in the MDHHS data warehouse. To avoid duplication, pregnant women are excluded from the Children enrollment group. The following table shows enrollment in the demonstration by month.

Table 1: Flint Demonstration Enrollment by Month			
Enrollment Group	January 2021	February 2021	March 2021
Pregnant Women	425	415	423
Children	25,733	25,761	25,783
Total	26,158	26,176	26,206

¹ <http://www.michigan.gov/mdhhs/0,5885,7-339-71547-384168--,00.html>

Table 2 displays Flint demonstration new enrollment by month. This includes individuals who may have previously been enrolled in other Medicaid programs but are new to the Flint demonstration.

Table 2: Flint Demonstration New Enrollment by Month				
Enrollment Group	January 2021	February 2021	March 2021	Total
Pregnant Women	33	24	47	104
Children	110	112	105	327
Total	143	136	152	431

Table 3 shows Flint demonstration re-enrollments by month. Re-enrollments include individuals who have disenrolled and re-enrolled in the Flint demonstration. Individuals under the re-enrollment category also include individuals that may have previously been enrolled in other Medicaid programs.

Table 3: Flint Demonstration Re-Enrollment by Month				
Enrollment Group	January 2021	February 2021	March 2021	Total
Pregnant Women	23	22	19	64
Children	142	123	144	409
Total	165	145	163	473

Table 4 contains Flint demonstration disenrollment by month. Disenrollment for a reporting month contains individuals with program enrollment in the prior reporting month that do not have program enrollment for the current reporting month. For example, individuals defined as disenrolled in February 2021 were enrolled in the demonstration in January 2021 but were not enrolled in February 2021. Demonstration disenrollment is often the result of failure to timely return redetermination paperwork and transferring to another Medicaid program.

Table 4: Flint Demonstration Disenrollment by Month				
Enrollment Group	January 2021	February 2021	March 2021	Total
Pregnant Women	33	56	58	147
Children	237	207	227	671
Total	270	263	285	818

Additional demonstration disenrollment reports by month have been included as attachments. Enrollment maps depicting the geographic distribution of demonstration enrollees for the quarter have also been included as attachments to this report. The attached reports will not necessarily align numerically with the figures reported in the quarterly report tables due to differences in the timing of data retrieval and specifications.

MDHHS monitors the Flint demonstration population's usage of Medicaid benefits to assure access to care. The following access to care metrics utilizes the same enrollment group definitions for children and pregnant women as described for tables 1 – 3. It should be noted that the Children Under 6 category below is a subgroup of the Children category.

The following table lists the cumulative, unduplicated count of Flint demonstration enrollees since the waiver begin date of May 9, 2016 through the end of the reporting quarter, March 31,

2021. The table displays the total number of those enrolled with a visit to a provider with a primary care associated specialty. This includes practitioners with a specialty of family medicine, general medicine, internal medicine, or pediatrics. This metric includes any procedure rendered by a primary care provider (PCP).

Table 5: Cumulative Flint Demonstration PCP Utilization

May 2016 – March 2021

Enrollment Group	Cumulative Enrollment	Cumulative Count of Enrollees with PCP Visit(s)	Cumulative Percentage of Enrollees with PCP Visit(s)
Children	41,177	38,011	92%
Children Under 6	16,652	16,076	96%
Pregnant Women	4,651	4,433	95%
Total	45,828	42,444	93%

Table 6 indicates the monthly count of PCP visits for the reporting quarter's Flint demonstration population.

Table 6: Monthly Flint Demonstration PCP Visits

Enrollment Group	January 2021	February 2021	March 2021	Total
Children	5,604	5,276	6,343	17,223
Pregnant Women	146	140	147	433
Total	5,750	5,416	6,490	17,656

Targeted Case Management services are provided by Genesee Health System and include the following assistance:

- Comprehensive assessment and periodic reassessment of individual needs;
- Development of a specific care plan;
- Referrals and related activities to help obtain needed services;
- Monitoring and follow-up activities.

The following table includes Targeted Case Management service activity as provided by Genesee Health System. Individuals counted as those with ongoing services are defined as individuals receiving a Targeted Case Management-related service other than assessment during the month, including unbilled face-to-face and phone contacts.

Table 7: Genesee Health System Targeted Case Management Activity

Month	Count of Assessments	Count of Enrollees with Ongoing Targeted Case Management
January 2021	33	40
February 2021	27	60
March 2021	40	86
Cumulative Total	761	908

Outreach/Innovation Activities to Assure Access

MDHHS and community partners work together to coordinate and implement outreach for those affected by the Flint water system. Activities have included press conferences, public service announcements, community events, advertisements on radio and television, social media posts, and letters to providers and potential enrollees. The public can access waiver specific information, including weekly enrollment reports, on the department's website.² A variety of expenditure data and resources for Flint families are available on the State's Flint water website.³ MDHHS has prominently displayed the link to the Flint water website on the MDHHS homepage.⁴

Operational and Policy Development

MDHHS regularly meets with Medicaid Health Plans and provider groups to address operational issues, programmatic issues, and policy updates and clarifications. Additionally, MDHHS provides updates to the Medical Care Advisory Council (MCAC) at regularly scheduled quarterly meetings. Enrollment in the Flint demonstration remains stable and the demonstration population continues to consistently access services.

Budget Neutrality Monitoring

According to the demonstration special terms and conditions, MDHHS is required to report demonstration expenditures subject to budget neutrality. In this demonstration, this is limited to all demonstration medical assistance expenditures for lead investigation with dates of services within the demonstration's approval period. The following budget neutrality table includes expenditures for March 2016 – December 2016.

Table 8: Flint Demonstration Budget Neutrality Monitoring

	DY 1 - PMPM	DY 2 - PMPM	DY 3 - PMPM	DY 4 - PMPM	DY 5 - PMPM
Approved Flint Lead Diagnostics PMPM	\$ 10.49	\$ 10.49	\$ 10.49	\$ 10.49	\$ 10.49
Actual Flint Lead Diagnostics PMPM (YTD)	\$ 0.18	-	-	-	-
Total Flint Lead Diagnostics Expenditures (YTD)	\$ 29,940.00	-	-	-	-
Total Flint Demonstration Member Months (YTD)	168,304	-	-	-	-

As of January 1, 2017, Michigan's approved Children's Health Insurance Program (CHIP) Health Services Initiative (HSI) provides funding for lead abatement in the impacted areas of Flint, Michigan. As a result, expenditures subject to budget neutrality in the Flint Demonstration are limited to calendar year 2016. Lead abatement expenditures after 2016, including those

² <http://www.michigan.gov/mdhhs/0,5885,7-339-71547-376862--,00.html>

³ <http://www.michigan.gov/flintwater>

⁴ <http://www.michigan.gov/mdhhs/>

associated with environmental diagnostic testing, are reported per CHIP HSI regulatory requirements.

Consumer Issues

MDHHS utilizes the Beneficiary Helpline as a central point of contact for members to ask questions, report complaints and resolve issues. Information on beneficiary complaints and health plan grievances and appeals are currently collected for other Medicaid programs. In the following table, MDHHS has refined existing reporting mechanisms to measure Flint demonstration member telephone contacts with the department.

Table 9: Flint Demonstration Customer Service Requests	
January 2021 – March 2021	
Category	Number of Contacts
Obtaining Prescription	3
Enrollment/Eligibility Not Recognized	3
Other	3
Covered Services Issue	2
Total	11

Demonstration Evaluation

MDHHS has commissioned the Michigan State University Institute for Health Policy (MSU-IHP) to serve as the Flint demonstration independent evaluator. MSU-IHP will conduct demonstration evaluation activities in four domains over a four-year evaluation period. The four domains are as follows:

- I. Access to Services
- II. Access to Targeted Case Management
- III. Improved Health Outcomes
- IV. Lead Hazard Investigation

This quarter's administrative activities included ongoing meetings of the full evaluation team, data workgroup, and survey workgroup. Additionally, MSU-IHP met with stakeholders and submitted the 2018-2020 Cumulative report. MSU-IHP began planning and preparation for the Final Evaluation Report. The Survey Wave III data was received from the Office of Survey. MSU-IHP is also exploring the feasibility of incorporating pipe replacement data into final report.

Domain I: Access to Services

Domain I will examine the hypothesis that demonstration enrollees will access services to identify and address physical or behavioral health issues associated with lead exposure at a rate higher than others with similar levels of lead exposure. This quarter's activities included analysis of all relevant Domain I administrative data through 4/30/2020. All applicable Domain I administrative and survey data through Wave 2 are reported in the 2018-2020 Cumulative Report.

Domain II: Access to Targeted Case Management

Domain II will assess if demonstration enrollees who access Targeted Case Management services will access needed medical, social, educational, and other services at a rate higher than others with similar levels of lead exposure. This quarter, MSU-IHP incorporated all relevant Domain II administrative and survey data through Wave 2 in the 2018-2020 Cumulative Report. Additionally, Genesee Health System data was included in the 2018-2020 Cumulative Report.

Domain III: Improved Health Outcomes

Domain III will evaluate the hypothesis that demonstration enrollees will have improved health outcomes compared to others with similar levels of lead exposure. This quarter, MSU-IHP incorporated Domain III administrative and survey data through Wave 2 in the 2018-2020 Cumulative Report. Additionally, School and Cognitive Development data accessed via MI Schools dashboard was organized for reporting in the 2018-2020 Cumulative Report.

Domain IV: Lead Hazard Investigation

Domain IV will examine if the lead hazard investigation program reduces estimated expected ongoing or re-exposure to lead hazards in the absence of this program. This quarter, MSU-IHP obtained administrative data on Blood Lead Levels in Flint and Saginaw (County). Analysis of this data is in progress for the 2018-2020 Cumulative Report. Additionally, MSU-IHP acquired the Flint Lead Free report from the Flint Registry and summarized relevant data for reporting in the 2018-2020 Cumulative Report.

Enclosures/Attachments

1. January 2021 Flint Demonstration Disenrollment Report (CM-100)
2. February 2021 Flint Demonstration Disenrollment Report (CM-100)
3. March 2021 Flint Demonstration Disenrollment Report (CM-100)
4. Quarterly Geographic Distribution Enrollment Map: Pregnant Women
5. Quarterly Geographic Distribution Enrollment Map: Children
6. Quarterly Geographic Distribution Enrollment Map: Children Under 6

State Contacts

If there are any questions about the contents of this report, please contact one of the following people listed below.

Jacqueline Coleman, Waiver Specialist

Email: colemanj@michigan.gov

Phone: (517) 284-119

Carly Todd, Specialist

Email: toddc1@michigan.gov

Phone: (517) 284-1196

Andrew Schalk, Hospital Reimbursement & Special Financing

Email: schalka@michigan.gov

Phone: (517) 284-1195

Penny Rutledge, Actuarial Division Director

Email: rutledgep1@michigan.gov

Phone: (517) 284-1191

Actuarial Division

Bureau of Medicaid Operations and Actuarial Services

MSA, MDHHS, P.O. Box 30479

Lansing, MI 48909-7979

Fax: (517) 241-5112

Date Submitted to CMS

May 24, 2021

State of Michigan
Department of Health and Human Services
Medicaid Waiver Monthly CMS report

Report ID: CM-100
Report Period: 01/01/2021

Run Date: 05/03/2021
Run Time: 9:01:35AM

1. Monthly count of disenrollment because of transfer to another eligibility group:	166
---	-----

2. Monthly count of disenrollment other than transfer to another Medicaid group:	29
--	----

3. Monthly count of beneficiaries due for renewal:	2420
4. Number of beneficiaries due for renewal who did not renew:	2415
5. Number of beneficiaries due for renewal who lost eligibility:	0

6. Enrollment continuity in weeks for all individuals enrolled during the reporting month:					
--	--	--	--	--	--

05/07/2016	Thru	12/31/2020	Count:	71,608
01/01/2021	Thru	01/02/2021	Count:	93
01/03/2021	Thru	01/09/2021	Count:	51
01/10/2021	Thru	01/16/2021	Count:	52
01/17/2021	Thru	01/23/2021	Count:	33
01/24/2021	Thru	01/30/2021	Count:	48
01/31/2021	Thru	01/31/2021	Count:	6

***** END OF THE REPORT *****

State of Michigan
Department of Health and Human Services
Medicaid waiver Monthly CMS report

Report ID: CM-100
Report Period: 02/01/2021

Run Date: 05/03/2021
Run Time: 9:04:21AM

1. Monthly count of disenrollment because of transfer to another eligibility group:	150
---	-----

2. Monthly count of disenrollment other than transfer to another Medicaid group:	60
--	----

3. Monthly count of beneficiaries due for renewal:	2363
4. Number of beneficiaries due for renewal who did not renew:	2362
5. Number of beneficiaries due for renewal who lost eligibility:	7

6. Enrollment continuity in weeks for all individuals enrolled during the reporting month:					
--	--	--	--	--	--

05/07/2016	Thru	01/31/2021	Count:		71,891
02/01/2021	Thru	02/06/2021	Count:		143
02/07/2021	Thru	02/13/2021	Count:		34
02/14/2021	Thru	02/20/2021	Count:		42
02/21/2021	Thru	02/27/2021	Count:		42
02/28/2021	Thru	02/28/2021	Count:		0

***** END OF THE REPORT *****

State of Michigan
Department of Health and Human Services
Medicaid waiver Monthly CMS report

Report ID: CM-100
Report Period: 03/01/2021

Run Date: 05/03/2021
Run Time: 9:11:22AM

1. Monthly count of disenrollment because of transfer to another eligibility group:	150
---	-----

2. Monthly count of disenrollment other than transfer to another Medicaid group:	82
--	----

3. Monthly count of beneficiaries due for renewal:	2201
4. Number of beneficiaries due for renewal who did not renew:	2200
5. Number of beneficiaries due for renewal who lost eligibility:	1

6. Enrollment continuity in weeks for all individuals enrolled during the reporting month:					
--	--	--	--	--	--

05/07/2016	Thru	02/28/2021	Count:	72,152
03/01/2021	Thru	03/06/2021	Count:	133
03/07/2021	Thru	03/13/2021	Count:	50
03/14/2021	Thru	03/20/2021	Count:	48
03/21/2021	Thru	03/27/2021	Count:	39
03/28/2021	Thru	03/31/2021	Count:	28

***** END OF THE REPORT *****

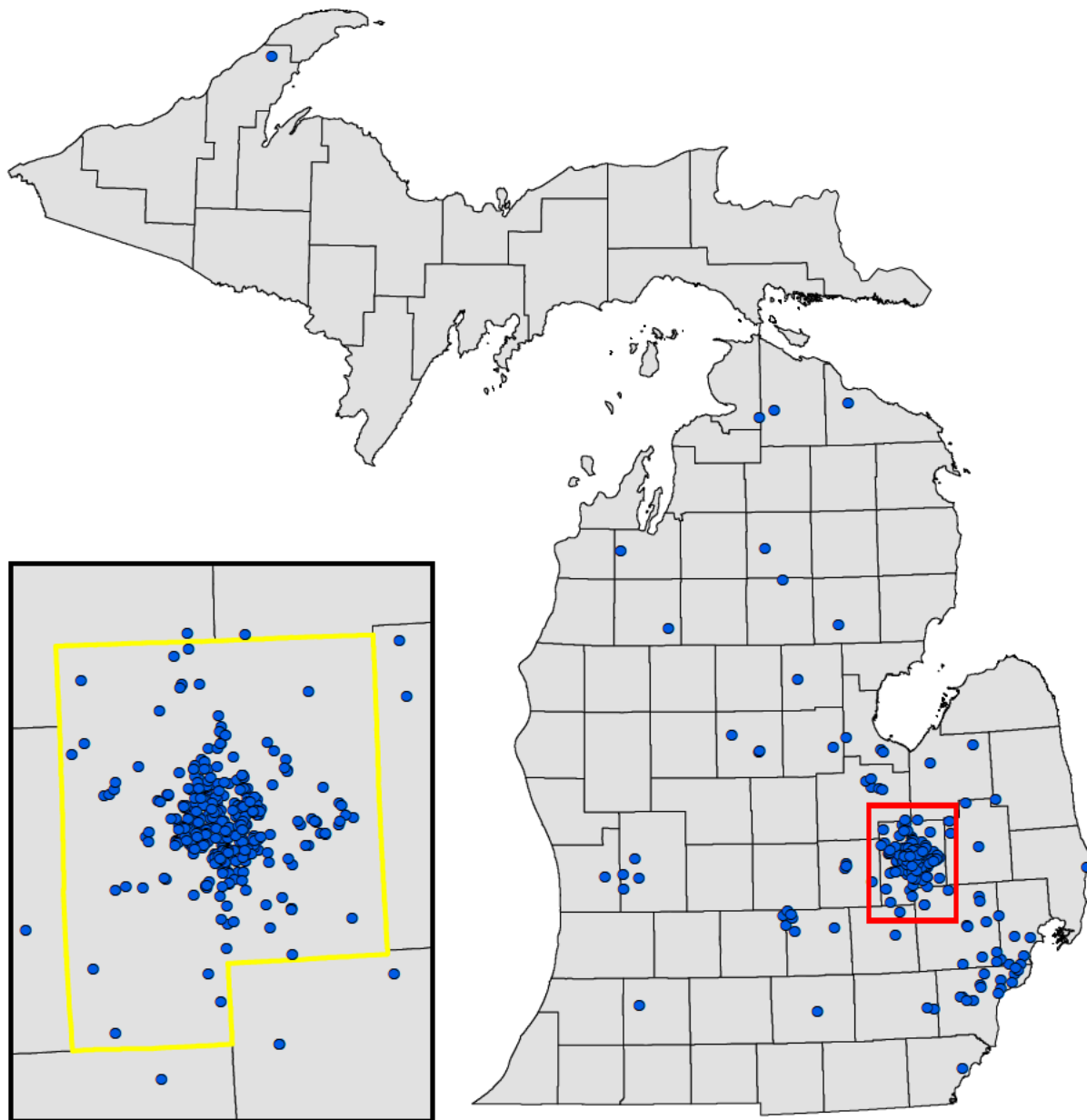
Flint Demonstration Waiver Enrollees

Pregnant

January - March 2021

Genesee: 428

All Other Counties: 98



*Source: MDHHS Data Warehouse
Retrieved on May 10, 2021*

*MDHHS - Actuarial Division
May 10, 2021*

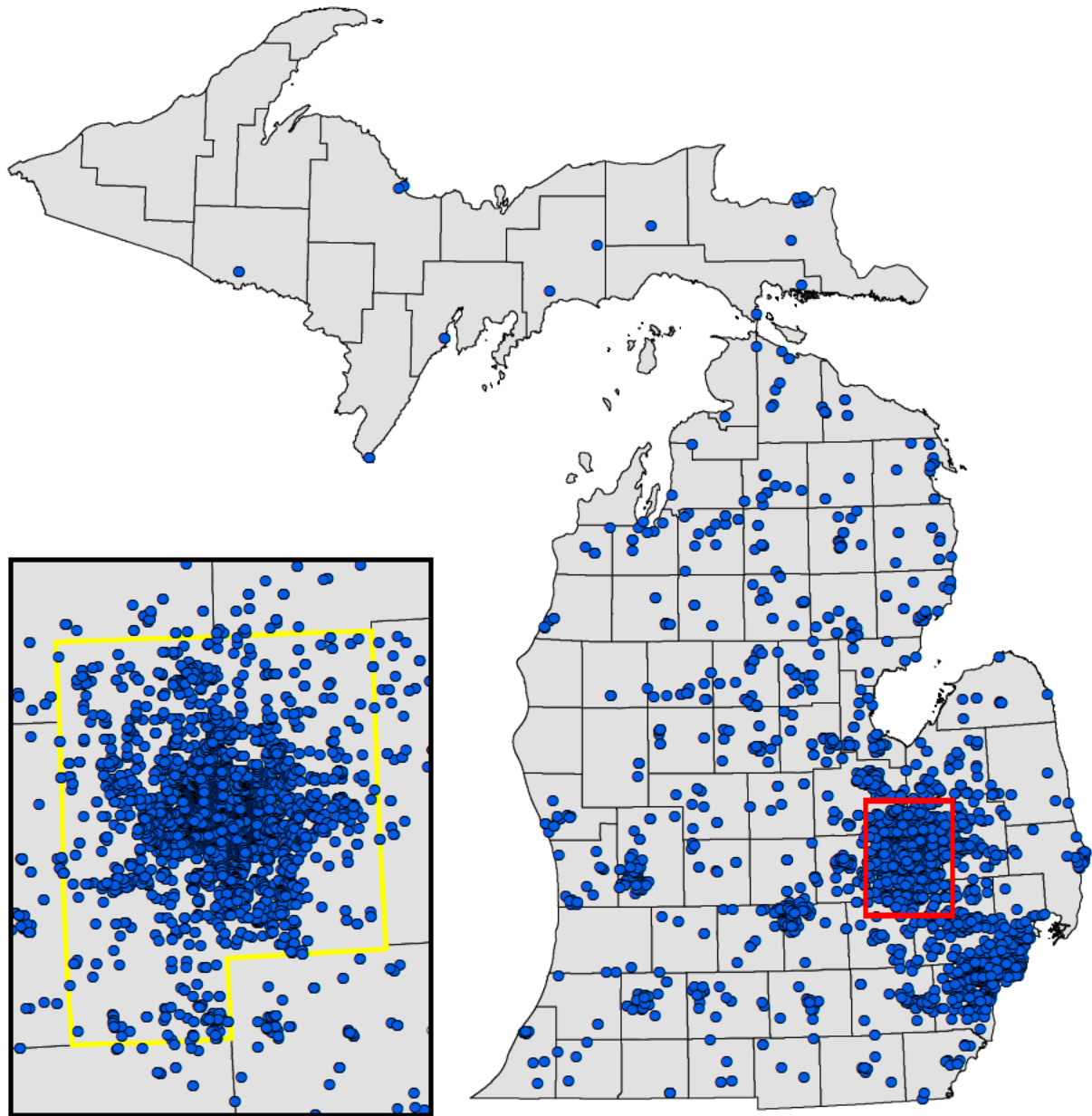
Flint Demonstration Waiver Enrollees

0-20 Years Old

January - March 2021

Genesee: 22,633

All Other Counties: 3,184



*Source: MDHHS Data Warehouse
Retrieved on May 10, 2021*

*MDHHS - Actuarial Division
May 10, 2021*

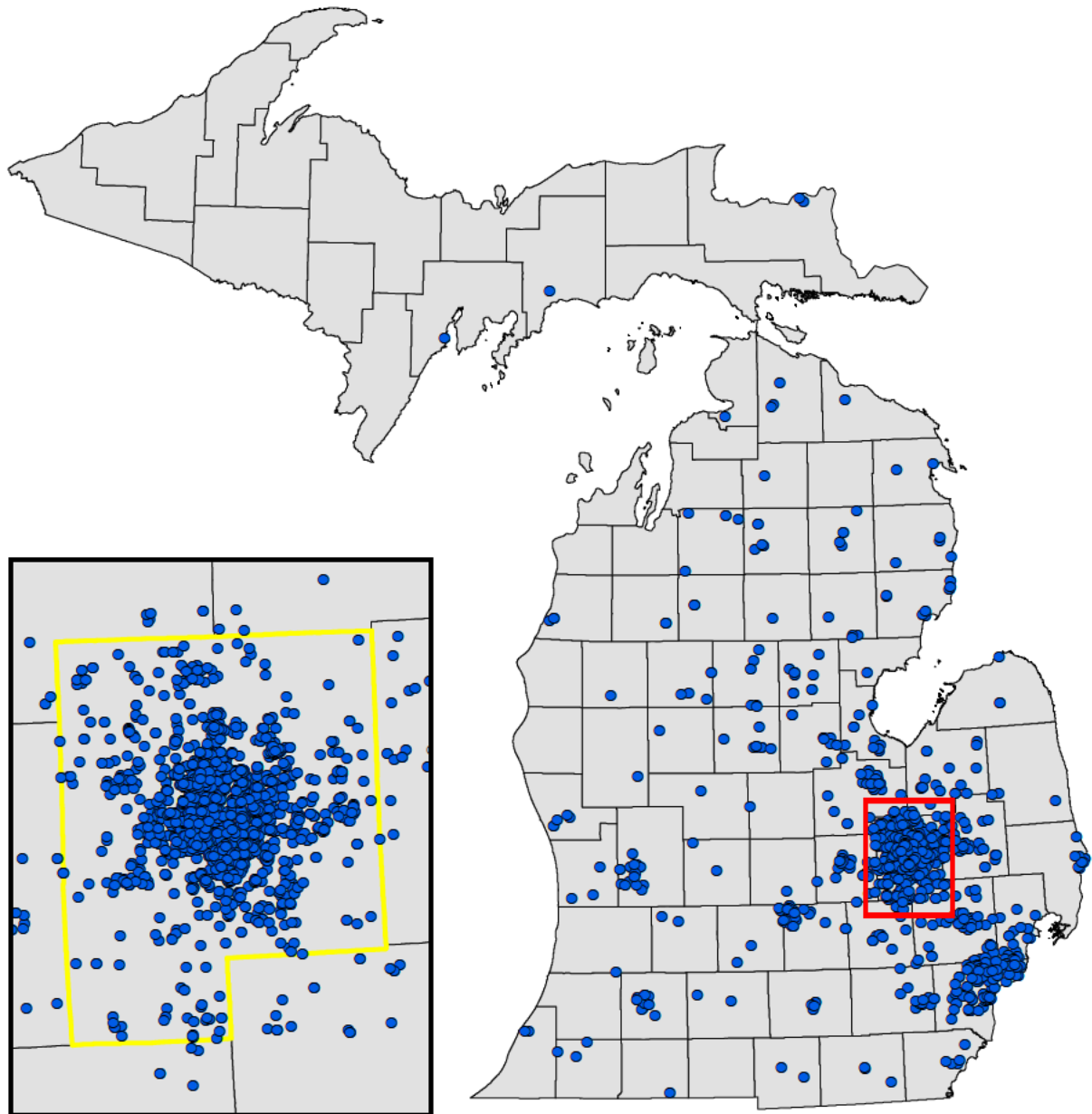
Flint Demonstration Waiver Enrollees

0-5 Years Old

January - March 2021

Genesee: 5,077

All Other Counties: 757



*Source: MDHHS Data Warehouse
Retrieved on May 10, 2021*

*MDHHS - Actuarial Division
May 10, 2021*