



STATE OF MICHIGAN
DEPARTMENT OF HEALTH AND HUMAN SERVICES
LANSING

GRETCHEN WHITMER
GOVERNOR

ELIZABETH HERTEL
DIRECTOR

June 6, 2024

Keri Toback
Division of Program Operations – East Branch
Medicaid & CHIP Operations Group
Centers for Medicare & Medicaid Services
233 North Michigan Avenue, Suite 600
Chicago, Illinois 60601-5519

Dear Ms. Toback,

Re: Project Number 11-W-00302/5 – Flint Michigan Section 1115 Demonstration

Enclosed is the quarterly report for the Flint Michigan Section 1115 Demonstration. It covers the second quarter of demonstration year 8. The report provides operational information, program enrollment, and policy changes related to the waiver as specified in the Special Terms and Conditions.

Should you have any questions related to the information contained in this report, please contact Jacqueline Coleman. She may be reached by e-mail at colemanj@michigan.gov.

Sincerely,


Keith White, Director
Actuarial Division

cc: Christine Davidson
Stephen Esquivel-Pickett
Kamia Rathore
April Wiley
SiQing Xu

Enclosure (7)

Flint Michigan Section 1115 Demonstration
Quarterly Report

Demonstration Year: 8 (10/01/2023 – 09/30/2024)
Quarter: 2 (01/01/2024 – 03/31/2024)

Table of Contents

Introduction 3

Enrollment and Benefits Information 3

 Table 1: Flint Demonstration Enrollment by Month 3

 Table 2: Flint Demonstration New Enrollment by Month 4

 Table 3: Flint Demonstration Re-Enrollment by Month..... 4

 Table 4: Flint Demonstration Disenrollment by Month..... 4

 Table 5: Cumulative Flint Demonstration PCP Utilization 5

 Table 6: Monthly Flint Demonstration PCP Visits..... 5

 Table 7: Genesee Health System Targeted Case Management Activity 5

Outreach/Innovation Activities to Assure Access..... 6

Operational and Policy Development 6

Consumer Issues 6

 Table 8: Flint Demonstration Customer Service Requests..... 6

Demonstration Evaluation 7

Enclosures/Attachments 9

State Contacts 9

Date Submitted to CMS 10

Introduction

On March 3, 2016, the Centers for Medicare and Medicaid Services (CMS) approved the Michigan Department of Health and Human Services' (MDHHS) application to expand Medicaid coverage for individuals impacted by lead exposure in the Flint water system through February 28, 2021. Through the demonstration, entitled "Flint Michigan Section 1115 Demonstration" and the associated state plan amendments, State Medicaid eligibility expanded to low-income children and pregnant women who were served by the Flint water system during a specified period of time and who would not otherwise be eligible for Medicaid. This population consists of children in households with incomes from 212 percent of the federal poverty level (FPL) up to and including 400 percent of the FPL and pregnant women in households with incomes from 195 percent up to and including 400 percent of the FPL.

The demonstration population receives care primarily through Medicaid managed care plans and receives all state plan benefits including, for children, Early and Periodic Screening, Diagnostic and Treatment (EPSDT). Individuals receiving benefits under the demonstration are exempt from cost sharing and premiums. Targeted Case Management and home lead investigation services are available to children and pregnant women served by the Flint water system during the defined period who have been determined eligible for Medicaid. The provision of specialized services is limited to certain providers as allowable under the approved demonstration.

Enrollment and Benefits Information

Enrollment into the Flint Medicaid waiver program began May 9, 2016. Beneficiaries already eligible for Medicaid were contacted by mail with information on expanded services provided by the waiver. Potential enrollees can apply for the program via the MDHHS website, by calling a toll-free number or by visiting any MDHHS County office or an area navigator site. Healthcare coverage and application information for people impacted by the Flint water system can be found on the MDHHS website.¹

Demonstration enrollment activity is detailed in this section of the report. For reporting purposes, the Children enrollment group is defined as demonstration enrollees under the age of 21. Pregnant women are identified using pregnancy indicators in the MDHHS data warehouse. To avoid duplication, pregnant women are excluded from the Children enrollment group. The following table shows enrollment in the demonstration by month.

Enrollment Group	January 2024	February 2024	March 2024
Pregnant Women	362	359	342
Children	24,230	24,025	23,709
Total	24,592	24,384	24,051

¹ <http://www.michigan.gov/mdhhs/0,5885,7-339-71547-384168--,00.html>

Table 2 displays Flint demonstration new enrollment by month. This includes individuals who may have previously been enrolled in other Medicaid programs but are new to the Flint demonstration.

Table 2: Flint Demonstration New Enrollment by Month				
Enrollment Group	January 2024	February 2024	March 2024	Total
Pregnant Women	51	43	31	125
Children	166	174	181	521
Total	217	217	212	646

Table 3 shows Flint demonstration re-enrollments by month. Re-enrollments include individuals who have disenrolled and re-enrolled in the Flint demonstration. Individuals under the re-enrollment category also include individuals that may have previously been enrolled in other Medicaid programs.

Table 3: Flint Demonstration Re-Enrollment by Month				
Enrollment Group	January 2024	February 2024	March 2024	Total
Pregnant Women	25	20	14	59
Children	309	289	260	858
Total	334	309	274	917

Table 4 contains Flint demonstration disenrollment by month. Disenrollment for a reporting month contains individuals with program enrollment in the prior reporting month that do not have program enrollment for the current reporting month. For example, individuals defined as disenrolled in February 2024 were enrolled in the demonstration in January 2024 but were not enrolled in February 2024. Demonstration disenrollment is often the result of failure to timely return redetermination paperwork and transferring to another Medicaid program.

Table 4: Flint Demonstration Disenrollment by Month				
Enrollment Group	January 2024	February 2024	March 2024	Total
Pregnant Women	61	66	62	189
Children	630	668	757	2,055
Total	691	734	819	2,244

Additional demonstration disenrollment reports by month have been included as attachments. Enrollment maps depicting the geographic distribution of demonstration enrollees for the quarter have also been included as attachments to this report. The attached reports will not necessarily align numerically with the figures reported in the quarterly report tables due to differences in the timing of data retrieval and specifications.

MDHHS monitors the Flint demonstration population's usage of Medicaid benefits to assure access to care. The following access to care metrics utilizes the same enrollment group definitions for children and pregnant women as described for tables 1 – 3. It should be noted that the Children Under 6 category below is a subgroup of the Children category.

The following table lists the cumulative, unduplicated count of Flint demonstration enrollees since the waiver begin date of May 9, 2016 through the end of the reporting quarter, March 31,

2024. The table displays the total number of those enrolled with a visit to a provider with a primary care associated specialty. This includes practitioners with a specialty of family medicine, general medicine, internal medicine, or pediatrics. This metric includes any procedure rendered by a primary care provider (PCP).

Table 5: Cumulative Flint Demonstration PCP Utilization

May 2016 – March 2024

Enrollment Group	Cumulative Enrollment	Cumulative Count of Enrollees with PCP Visit(s)	Cumulative Percentage of Enrollees with PCP Visit(s)
Children	45,245	42,759	95%
Children Under 6	19,288	18,793	97%
Pregnant Women	5,772	5,541	96%
Total	51,017	48,300	95%

Table 6 indicates the monthly count of PCP visits for the reporting quarter’s Flint demonstration population.

Table 6: Monthly Flint Demonstration PCP Visits

Enrollment Group	January 2024	February 2024	March 2024	Total
Children	8,795	9,160	8,770	26,725
Pregnant Women	156	153	121	430
Total	8,951	9,313	8,891	27,155

Targeted Case Management services are provided by Genesee Health System and include the following assistance:

- Comprehensive assessment and periodic reassessment of individual needs;
- Development of a specific care plan;
- Referrals and related activities to help obtain needed services;
- Monitoring and follow-up activities.

The following table includes Targeted Case Management service activity as provided by Genesee Health System. Individuals counted as those with ongoing services are defined as individuals receiving a Targeted Case Management-related service other than assessment during the month, including unbilled face-to-face and phone contacts.

Table 7: Genesee Health System Targeted Case Management Activity

Month	Count of Assessments	Count of Enrollees with Ongoing Targeted Case Management
January 2024	0	0
February 2024	0	0
March 2024	0	0
Cumulative Total	827	1,319

Outreach/Innovation Activities to Assure Access

MDHHS and community partners work together to coordinate and implement outreach for those affected by the Flint water system. Activities have included press conferences, public service announcements, community events, advertisements on radio and television, social media posts, and letters to providers and potential enrollees. The public can access waiver specific information, including weekly enrollment reports, on the department's website.² A variety of expenditure data and resources for Flint families are available on the State's Flint water website.³ MDHHS has prominently displayed the link to the Flint water website on the MDHHS homepage.⁴

Operational and Policy Development

MDHHS regularly meets with Medicaid Health Plans and provider groups to address operational issues, programmatic issues, and policy updates and clarifications. Additionally, MDHHS provides updates to the Medical Care Advisory Council (MCAC) at regularly scheduled quarterly meetings. Enrollment in the Flint demonstration remains stable and the demonstration population continues to consistently access services.

Consumer Issues

MDHHS utilizes the Beneficiary Helpline as a central point of contact for members to ask questions, report complaints and resolve issues. Information on beneficiary complaints and health plan grievances and appeals are currently collected for other Medicaid programs. In the following table, MDHHS has refined existing reporting mechanisms to measure Flint demonstration member telephone contacts with the department.

Category	Number of Contacts
Obtaining Prescription	14
Enrollment Issues	12
Dental	9
Enrollment/Eligibility Not Recognized	7
1095B	4
Covered Services Issues	3
Other	2
Total	51

² <http://www.michigan.gov/mdhhs/0,5885,7-339-71547-376862--,00.html>

³ <http://www.michigan.gov/flintwater>

⁴ <http://www.michigan.gov/mdhhs/>

Demonstration Evaluation

MDHHS has commissioned the Michigan State University Institute for Health Policy (MSU-IHP) to serve as the Flint demonstration independent evaluator. MSU-IHP will conduct demonstration evaluation activities in three domains.

This quarter's administrative actions included ongoing workgroup meetings to monitor activities and produce deliverables. The full workgroup met bi-weekly to discuss current activities related to evaluation operations and analytics including accessing administrative data, survey data, engage with key stakeholders. MSU-IHP met with MDHHS to discuss project progress and address questions related to Flint Medicaid Expansion (FME) Waiver operations. The 2023 Annual report was delivered to on March 1, 2024. Additionally, drafts of the child and adult 2024 Enrollee Surveys submitted to MDHHS this quarter for approval.

Review of Domain Hypotheses and Planned Analyses:

Domain I: Access to Services

Domain I will examine the hypothesis that demonstration enrollees will access services to identify and address physical or behavioral health issues associated with lead exposure at a rate higher than others with similar levels of lead exposure. Updates specific to this domain are included in subsequent sections.

Domain II: Expand Medicaid Eligibility

Domain II will assess if demonstration enrollees who access Targeted Case Management services will access needed medical, social, educational, and other services at a rate higher than others with similar levels of lead exposure. This quarter, MSU-IHP connected with MDHHS to discuss potential plans to design and deliver a survey to Flint-based FME specialists that interact with enrollees and have knowledge of ground-level enrollment processes. Due to schedule constraints, evaluators evolved the key stakeholder focus group discussion guide into a survey and disseminated to individuals that showed interest in participating in the focus groups.

Domain III: Improved Health Outcomes

Domain III will evaluate the hypothesis that demonstration enrollees will have improved health outcomes compared to others with similar levels of lead exposure. Updates specific to this domain are included in subsequent sections.

Additional domain-led activities as reported by MSU-IHP are as follows:

Domain I & Domain III:

- State Fiscal Year 2023 administrative claims data were pulled from the Data Warehouse.

- Continued conversations with MDHHS to address discrepancies identified when comparing MDHHS progress reports with eligibility data and determine how existing enrollees were identified in the MDHHS progress report.
- Continued conversations with MDHHS on how to best identify potential TCMF-eligible beneficiaries who did not enroll.

Domain I, Domain II, & Domain III:

- Evaluators completed preliminary analyses of 2023 Enrollee Survey data.
- Domains 1-3 and the 2023 Enrollee surveys were reviewed and compared, to ensure all corresponding hypotheses were addressed in the adult and child surveys. Necessary adjustments were made for the 2024 surveys and drafts were sent to MDHHS for approval.

Enclosures/Attachments

1. January 2024 Flint Demonstration Disenrollment Report (CM-100)
2. February 2024 Flint Demonstration Disenrollment Report (CM-100)
3. March 2024 Flint Demonstration Disenrollment Report (CM-100)
4. Quarterly Geographic Distribution Enrollment Map: Pregnant Women
5. Quarterly Geographic Distribution Enrollment Map: Children
6. Quarterly Geographic Distribution Enrollment Map: Children Under 6

State Contacts

If there are any questions about the contents of this report, please contact one of the following people listed below.

Jacqueline Coleman, Waiver Specialist

Email: colemanj@michigan.gov

Phone: (517) 284-119

Carly Todd, Specialist

Email: toddc1@michigan.gov

Phone: (517) 284-1196

Paul Abid, Section Manager

Email: abidp@michigan.gov

Phone: (517) 284-1193

Keith White, Division Director

Email: WhiteK33@michigan.gov

Actuarial Division

Bureau of Medicaid Operations and Actuarial Services

BPHASA, MDHHS, P.O. Box 30479

Lansing, MI 48909-7979

Fax: (517) 241-5112

Date Submitted to CMS

June 6, 2024

State of Michigan
 Department of Health and Human Services
 Medicaid waiver Monthly CMS report

Report ID: CM-100
 Report Period: 01/01/2024

Run Date: 04/04/2024
 Run Time: 10:03:15AM

1. Monthly count of disenrollment because of transfer to another eligibility group:	127
2. Monthly count of disenrollment other than transfer to another Medicaid group:	461
3. Monthly count of beneficiaries due for renewal:	1178
4. Number of beneficiaries due for renewal who did not renew:	964
5. Number of beneficiaries due for renewal who lost eligibility:	532
6. Enrollment continuity in weeks for all individuals enrolled during the reporting month:	
05/07/2016 Thru 12/31/2023	Count: 81,033
01/01/2024 Thru 01/06/2024	Count: 184
01/07/2024 Thru 01/13/2024	Count: 102
01/14/2024 Thru 01/20/2024	Count: 56
01/21/2024 Thru 01/27/2024	Count: 83
01/28/2024 Thru 01/31/2024	Count: 56

***** END OF THE REPORT *****

State of Michigan
 Department of Health and Human Services
 Medicaid waiver Monthly CMS report

Report ID: CM-100
 Report Period: 02/01/2024

Run Date: 04/04/2024
 Run Time: 10:12:47AM

1. Monthly count of disenrollment because of transfer to another eligibility group:	139
2. Monthly count of disenrollment other than transfer to another Medicaid group:	563
3. Monthly count of beneficiaries due for renewal:	1198
4. Number of beneficiaries due for renewal who did not renew:	969
5. Number of beneficiaries due for renewal who lost eligibility:	504
6. Enrollment continuity in weeks for all individuals enrolled during the reporting month:	
05/07/2016 Thru 01/31/2024	Count: 81,514
02/01/2024 Thru 02/03/2024	Count: 94
02/04/2024 Thru 02/10/2024	Count: 89
02/11/2024 Thru 02/17/2024	Count: 85
02/18/2024 Thru 02/24/2024	Count: 92
02/25/2024 Thru 02/29/2024	Count: 65

***** END OF THE REPORT *****

State of Michigan
 Department of Health and Human Services
 Medicaid waiver Monthly CMS report

Report ID: CM-100
 Report Period: 03/01/2024

Run Date: 04/04/2024
 Run Time: 10:16:36AM

1. Monthly count of disenrollment because of transfer to another eligibility group:	169
---	-----

2. Monthly count of disenrollment other than transfer to another Medicaid group:	635
--	-----

3. Monthly count of beneficiaries due for renewal:	1694
4. Number of beneficiaries due for renewal who did not renew:	1387
5. Number of beneficiaries due for renewal who lost eligibility:	1

6. Enrollment continuity in weeks for all individuals enrolled during the reporting month:					
	05/07/2016	Thru	02/29/2024	Count:	81,939
	03/01/2024	Thru	03/02/2024	Count:	85
	03/03/2024	Thru	03/09/2024	Count:	79
	03/10/2024	Thru	03/16/2024	Count:	86
	03/17/2024	Thru	03/23/2024	Count:	92
	03/24/2024	Thru	03/30/2024	Count:	104
	03/31/2024	Thru	03/31/2024	Count:	0

***** END OF THE REPORT *****

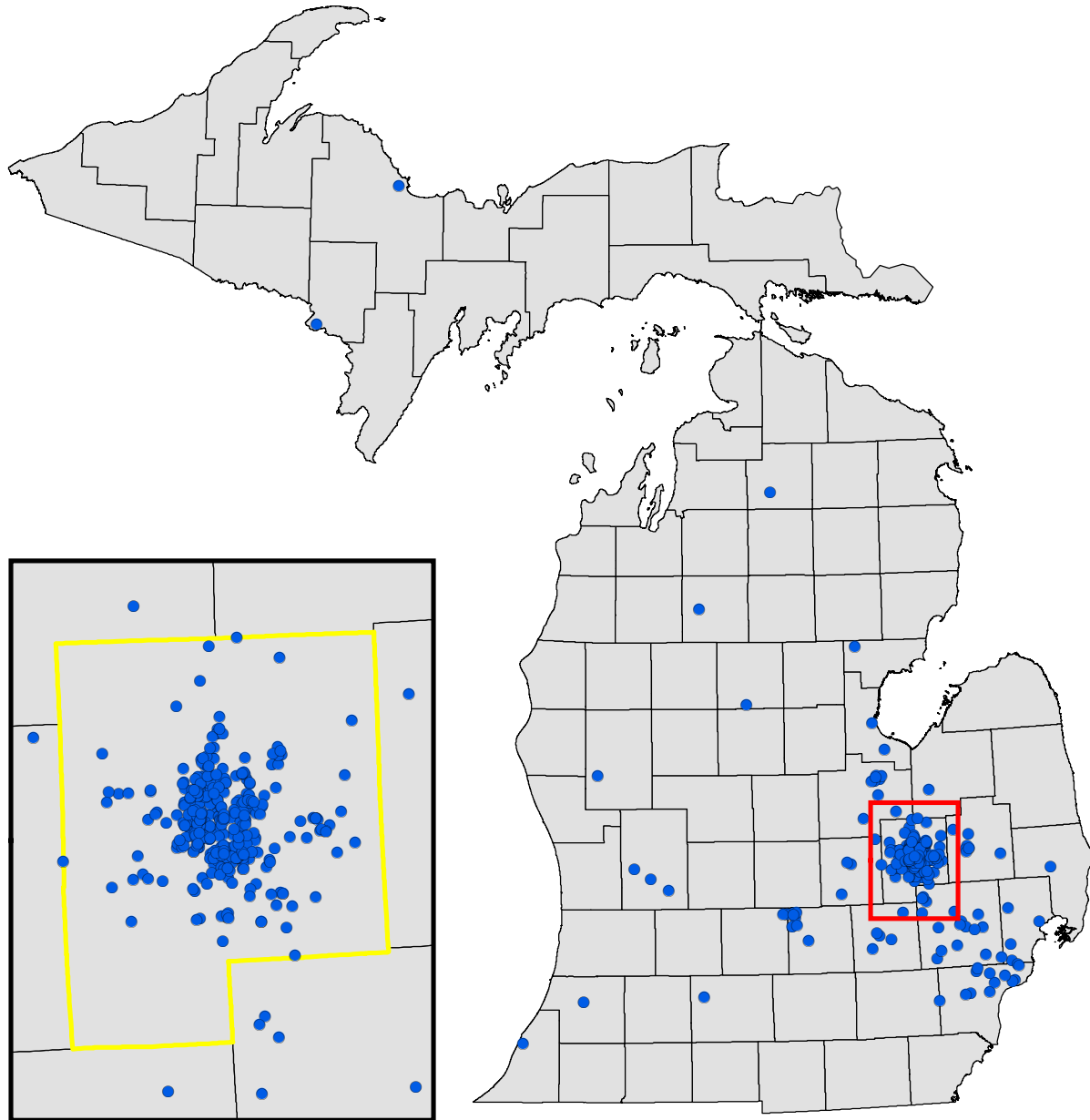
Flint Demonstration Waiver Enrollees

Pregnant

January - March 2024

Genesee: 369

All Other Counties: 97



Source: MDHHS Data Warehouse
Retrieved on May 16, 2024

MDHHS - Actuarial Division
May 16, 2024

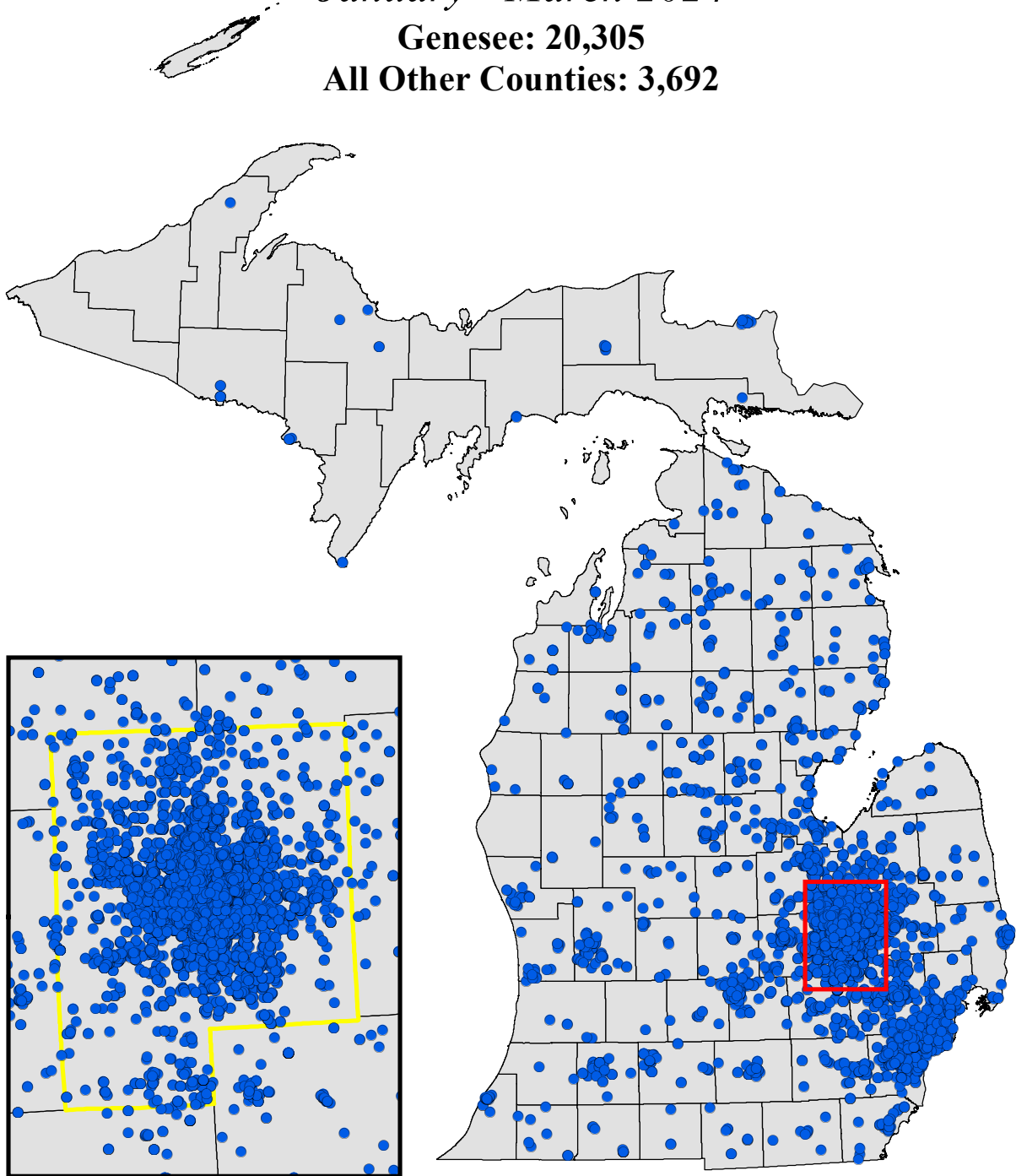
Flint Demonstration Waiver Enrollees

0-20 Years Old

January - March 2024

Genesee: 20,305

All Other Counties: 3,692



Source: MDHHS Data Warehouse
Retrieved on May 16, 2024

MDHHS - Actuarial Division
May 16, 2024

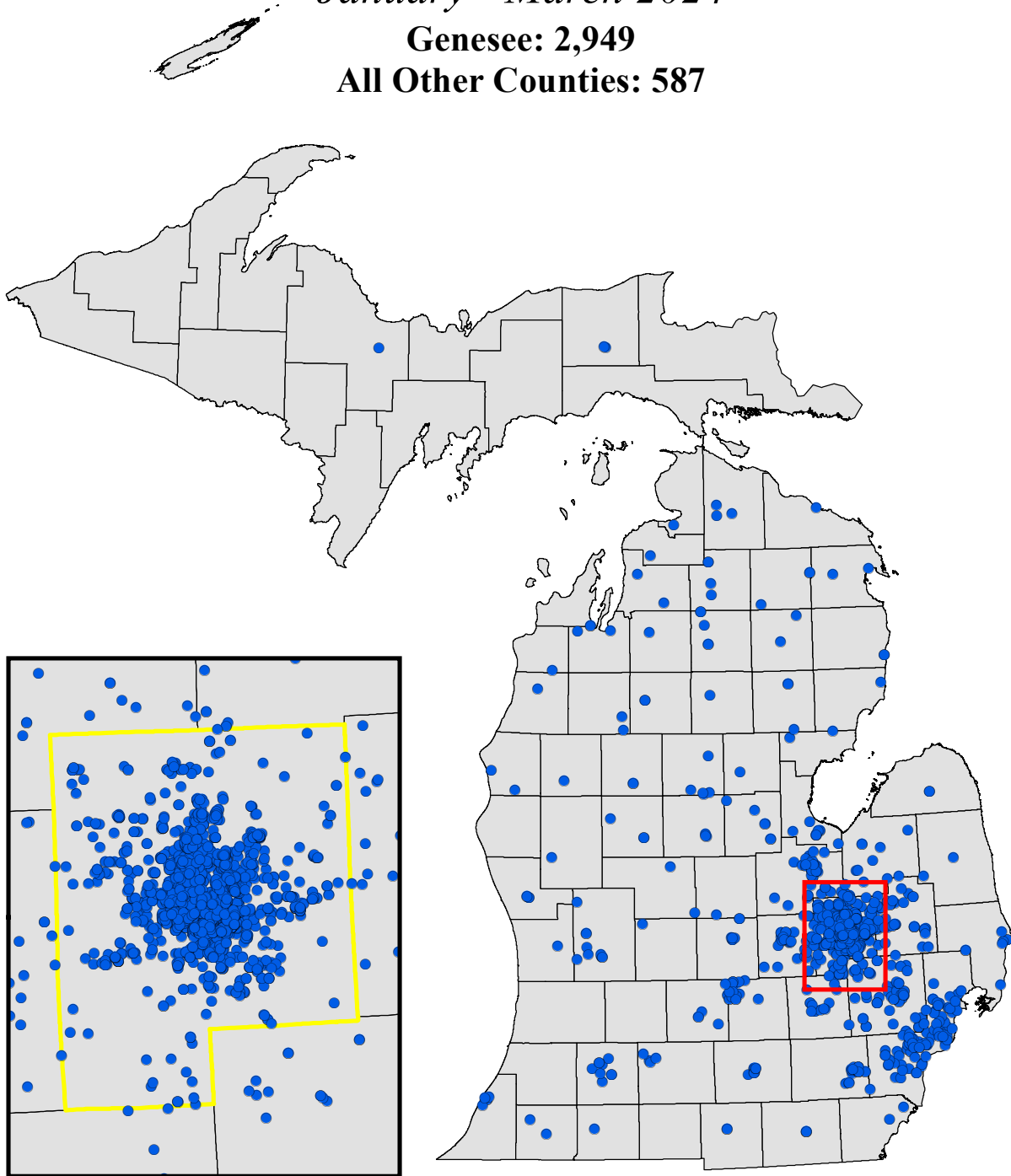
Flint Demonstration Waiver Enrollees

0-5 Years Old

January - March 2024

Genesee: 2,949

All Other Counties: 587



Source: MDHHS Data Warehouse
Retrieved on May 16, 2024

MDHHS - Actuarial Division
May 16, 2024