



STATE OF MICHIGAN

DEPARTMENT OF HEALTH AND HUMAN SERVICES

LANSING

GRETCHEN WHITMER
GOVERNOR

ELIZABETH HERTEL
DIRECTOR

August 29, 2024

Keri Toback
Division of Program Operations – East Branch
Medicaid & CHIP Operations Group
Centers for Medicare & Medicaid Services
233 North Michigan Avenue, Suite 600
Chicago, Illinois 60601-5519

Dear Ms. Toback,

Re: Project Number 11-W-00302/5 – Flint Michigan Section 1115 Demonstration

Enclosed is the quarterly report for the Flint Michigan Section 1115 Demonstration. It covers the third quarter of demonstration year 8. The report provides operational information, program enrollment, and policy changes related to the waiver as specified in the Special Terms and Conditions.

Should you have any questions related to the information contained in this report, please contact Jacqueline Coleman. She may be reached by e-mail at colemanj@michigan.gov.

Sincerely,

Keith White, Director
Actuarial Division

cc: Christine Davidson
Stephen Esquivel-Pickett
Kamia Rathore
April Wiley
SiQing Xu

Enclosure (7)

Flint Michigan Section 1115 Demonstration Quarterly Report

Demonstration Year: 8 (10/01/2023 – 09/30/2024)
Quarter: 3 (04/01/2024 – 06/30/2024)

Table of Contents

Introduction	3
Enrollment and Benefits Information	3
Table 1: Flint Demonstration Enrollment by Month	3
Table 2: Flint Demonstration New Enrollment by Month	4
Table 3: Flint Demonstration Re-Enrollment by Month.....	4
Table 4: Flint Demonstration Disenrollment by Month.....	4
Table 5: Cumulative Flint Demonstration PCP Utilization	5
Table 6: Monthly Flint Demonstration PCP Visits.....	5
Table 7: Genesee Health System Targeted Case Management Activity	5
Outreach/Innovation Activities to Assure Access.....	6
Operational and Policy Development	6
Consumer Issues	6
Table 8: Flint Demonstration Customer Service Requests.....	6
Demonstration Evaluation	7
Enclosures/Attachments	9
State Contacts	9
Date Submitted to CMS	10

Introduction

On March 3, 2016, the Centers for Medicare and Medicaid Services (CMS) approved the Michigan Department of Health and Human Services' (MDHHS) application to expand Medicaid coverage for individuals impacted by lead exposure in the Flint water system through February 28, 2021. Through the demonstration, entitled "Flint Michigan Section 1115 Demonstration" and the associated state plan amendments, State Medicaid eligibility expanded to low-income children and pregnant women who were served by the Flint water system during a specified period of time and who would not otherwise be eligible for Medicaid. This population consists of children in households with incomes from 212 percent of the federal poverty level (FPL) up to and including 400 percent of the FPL and pregnant women in households with incomes from 195 percent up to and including 400 percent of the FPL.

The demonstration population receives care primarily through Medicaid managed care plans and receives all state plan benefits including, for children, Early and Periodic Screening, Diagnostic and Treatment (EPSDT). Individuals receiving benefits under the demonstration are exempt from cost sharing and premiums. Targeted Case Management and home lead investigation services are available to children and pregnant women served by the Flint water system during the defined period who have been determined eligible for Medicaid. The provision of specialized services is limited to certain providers as allowable under the approved demonstration.

Enrollment and Benefits Information

Enrollment into the Flint Medicaid waiver program began May 9, 2016. Beneficiaries already eligible for Medicaid were contacted by mail with information on expanded services provided by the waiver. Potential enrollees can apply for the program via the MDHHS website, by calling a toll-free number or by visiting any MDHHS County office or an area navigator site. Healthcare coverage and application information for people impacted by the Flint water system can be found on the MDHHS website.¹

Demonstration enrollment activity is detailed in this section of the report. For reporting purposes, the Children enrollment group is defined as demonstration enrollees under the age of 21. Pregnant women are identified using pregnancy indicators in the MDHHS data warehouse. To avoid duplication, pregnant women are excluded from the Children enrollment group. The following table shows enrollment in the demonstration by month.

Table 1: Flint Demonstration Enrollment by Month			
Enrollment Group	April 2024	May 2024	June 2024
Pregnant Women	365	375	378
Children	23,314	23,245	22,819
Total	23,679	23,620	23,197

¹ <http://www.michigan.gov/mdhhs/0,5885,7-339-71547-384168--,00.html>

Table 2 displays Flint demonstration new enrollment by month. This includes individuals who may have previously been enrolled in other Medicaid programs but are new to the Flint demonstration.

Table 2: Flint Demonstration New Enrollment by Month				
Enrollment Group	April 2024	May 2024	June 2024	Total
Pregnant Women	47	44	44	135
Children	182	168	155	505
Total	229	212	199	640

Table 3 shows Flint demonstration re-enrollments by month. Re-enrollments include individuals who have disenrolled and re-enrolled in the Flint demonstration. Individuals under the re-enrollment category also include individuals that may have previously been enrolled in other Medicaid programs.

Table 3: Flint Demonstration Re-Enrollment by Month				
Enrollment Group	April 2024	May 2024	June 2024	Total
Pregnant Women	27	27	20	74
Children	285	608	268	1,161
Total	312	635	288	1,235

Table 4 contains Flint demonstration disenrollment by month. Disenrollment for a reporting month contains individuals with program enrollment in the prior reporting month that do not have program enrollment for the current reporting month. For example, individuals defined as disenrolled in May 2024 were enrolled in the demonstration in April 2024 but were not enrolled in May 2024. Demonstration disenrollment is often the result of failure to timely return redetermination paperwork and transferring to another Medicaid program.

Table 4: Flint Demonstration Disenrollment by Month				
Enrollment Group	April 2024	May 2024	June 2024	Total
Pregnant Women	58	61	61	180
Children	1,007	845	849	2,701
Total	1,065	906	910	2,881

Additional demonstration disenrollment reports by month have been included as attachments. Enrollment maps depicting the geographic distribution of demonstration enrollees for the quarter have also been included as attachments to this report. The attached reports will not necessarily align numerically with the figures reported in the quarterly report tables due to differences in the timing of data retrieval and specifications.

MDHHS monitors the Flint demonstration population's usage of Medicaid benefits to assure access to care. The following access to care metrics utilizes the same enrollment group definitions for children and pregnant women as described for tables 1 – 3. It should be noted that the Children Under 6 category below is a subgroup of the Children category.

The following table lists the cumulative, unduplicated count of Flint demonstration enrollees since the waiver begin date of May 9, 2016 through the end of the reporting quarter, June 30,

2024. The table displays the total number of those enrolled with a visit to a provider with a primary care associated specialty. This includes practitioners with a specialty of family medicine, general medicine, internal medicine, or pediatrics. This metric includes any procedure rendered by a primary care provider (PCP).

Table 5: Cumulative Flint Demonstration PCP Utilization			
May 2016 – June 2024			
Enrollment Group	Cumulative Enrollment	Cumulative Count of Enrollees with PCP Visit(s)	Cumulative Percentage of Enrollees with PCP Visit(s)
Children	45,740	43,279	95%
Children Under 6	19,508	19,019	97%
Pregnant Women	5,912	5,673	96%
Total	51,652	48,952	95%

Table 6 indicates the monthly count of PCP visits for the reporting quarter's Flint demonstration population.

Table 6: Monthly Flint Demonstration PCP Visits				
Enrollment Group	April 2024	May 2024	June 2024	Total
Children	6,826	6,427	5,273	18,526
Pregnant Women	179	164	150	493
Total	7,005	6,591	5,423	19,019

Targeted Case Management services are provided by Genesee Health System and include the following assistance:

- Comprehensive assessment and periodic reassessment of individual needs;
- Development of a specific care plan;
- Referrals and related activities to help obtain needed services;
- Monitoring and follow-up activities.

The following table includes Targeted Case Management service activity as provided by Genesee Health System. Individuals counted as those with ongoing services are defined as individuals receiving a Targeted Case Management-related service other than assessment during the month, including unbilled face-to-face and phone contacts.

Table 7: Genesee Health System Targeted Case Management Activity		
Month	Count of Assessments	Count of Enrollees with Ongoing Targeted Case Management
April 2024	0	0
May 2024	0	0
June 2024	0	0
Cumulative Total	827	1,319

Outreach/Innovation Activities to Assure Access

MDHHS and community partners work together to coordinate and implement outreach for those affected by the Flint water system. Activities have included press conferences, public service announcements, community events, advertisements on radio and television, social media posts, and letters to providers and potential enrollees. The public can access waiver specific information, including weekly enrollment reports, on the department's website.² A variety of expenditure data and resources for Flint families are available on the State's Flint water website.³ MDHHS has prominently displayed the link to the Flint water website on the MDHHS homepage.⁴

Operational and Policy Development

MDHHS regularly meets with Medicaid Health Plans and provider groups to address operational issues, programmatic issues, and policy updates and clarifications. Additionally, MDHHS provides updates to the Medical Care Advisory Council (MCAC) at regularly scheduled quarterly meetings. Enrollment in the Flint demonstration remains stable and the demonstration population continues to consistently access services.

Consumer Issues

MDHHS utilizes the Beneficiary Helpline as a central point of contact for members to ask questions, report complaints and resolve issues. Information on beneficiary complaints and health plan grievances and appeals are currently collected for other Medicaid programs. In the following table, MDHHS has refined existing reporting mechanisms to measure Flint demonstration member telephone contacts with the department.

Table 8: Flint Demonstration Customer Service Requests	
April 2024 – June 2024	
Category	Number of Contacts
Other	6
Enrollment Issues	5
Dental	4
Obtaining Prescriptions	4
Covered Services Issue	3
Enrollment/Eligibility Not Recognized	2
Total	24

² <http://www.michigan.gov/mdhhs/0,5885,7-339-71547-376862--,00.html>

³ <http://www.michigan.gov/flintwater>

⁴ <http://www.michigan.gov/mdhhs/>

Demonstration Evaluation

MDHHS has commissioned the Michigan State University Institute for Health Policy (MSU-IHP) to serve as the Flint demonstration independent evaluator. MSU-IHP will conduct demonstration evaluation activities in three domains.

This quarter's administrative actions included ongoing workgroup meetings to monitor activities and produce deliverables. The full workgroup met bi-weekly to discuss current activities related to evaluation operations and analytics including 2023 administrative data, 2024 Enrollee Survey implementation, and engagement with key stakeholders. MSU-IHP met with MDHHS to discuss project progress and address questions related to Flint Medicaid Expansion (FME) Waiver operations. The 2024 child and adult enrollee surveys (English, Spanish, and Arabic) were reviewed and approved by MDHHS on 04/23/2024. All final materials (surveys, mailers, and postcard reminders) were sent to MDHHS to archive.

Review of Domain Hypotheses and Planned Analyses:

Domain I: Access to Services

Domain I will examine the hypothesis that demonstration enrollees will access services to identify and address physical or behavioral health issues associated with lead exposure at a rate higher than others with similar levels of lead exposure. Updates specific to this domain are included in subsequent sections.

Domain II: Expand Medicaid Eligibility

Domain II will assess if demonstration enrollees who access Targeted Case Management services will access needed medical, social, educational, and other services at a rate higher than others with similar levels of lead exposure. This quarter, the stakeholder survey was closed. Data collected from the survey was analyzed and a summary report was written. After analyses were complete, evaluators talked to MDHHS about findings regarding participant's knowledge of the waiver and TCM services. Evaluators and MDHHS agreed that follow-up conversations were necessary from some participants to collect additional information about their experiences. Evaluators began connecting with participants and will continue work in the next quarter. MSU-IHP designed a survey for Flint-based FME specialists that interact with enrollees and have knowledge of ground-level enrollment processes. Evaluators are planning to submit this to MDHHS for approval next quarter.

Domain III: Improved Health Outcomes

Domain III will evaluate the hypothesis that demonstration enrollees will have improved health outcomes compared to others with similar levels of lead exposure. Updates specific to this domain are included in subsequent sections.

Additional domain-led activities as reported by MSU-IHP are as follows:

Domain I & Domain III:

- Compared the 2023 HEDIS technical specifications with the 2024 HEDIS technical specifications to identify coding variations for targeted outcome measures related to analytics of administrative claims data.

Domain I, Domain II, & Domain III:

- Wrote a summary report on 2023 survey methods and findings.
- Established survey sampling criteria for the 2024 child and adult enrollee surveys.
- 2024 survey mailers were disseminated to the two survey replicates as well as postcard reminders to those that had not completed the survey online or by phone 2 weeks after the mailers were delivered.
- Discovered research demonstrating that demographics of survey participants differ based on survey formats (online, paper, phone).
 - To determine if paper surveys should be mailed out to all beneficiaries that did not respond to the mailer and postcard reminders, analytics of 2023 survey participant demographics commenced at the end of the quarter.

Enclosures/Attachments

1. April 2024 Flint Demonstration Disenrollment Report (CM-100)
2. May 2024 Flint Demonstration Disenrollment Report (CM-100)
3. June 2024 Flint Demonstration Disenrollment Report (CM-100)
4. Quarterly Geographic Distribution Enrollment Map: Pregnant Women
5. Quarterly Geographic Distribution Enrollment Map: Children
6. Quarterly Geographic Distribution Enrollment Map: Children Under 6

State Contacts

If there are any questions about the contents of this report, please contact one of the following people listed below.

Jacqueline Coleman, Waiver Specialist

Email: colemanj@michigan.gov

Phone: (517) 284-119

Carly Todd, Specialist

Email: toddc1@michigan.gov

Phone: (517) 284-1196

Paul Abid, Section Manager

Email: abidp@michigan.gov

Phone: (517) 284-1193

Keith White, Division Director

Email: WhiteK33@michigan.gov

Actuarial Division

Bureau of Medicaid Operations and Actuarial Services

BPHASA, MDHHS, P.O. Box 30479

Lansing, MI 48909-7979

Fax: (517) 241-5112

Date Submitted to CMS

August 29, 2024

State of Michigan
Department of Health and Human Services
Medicaid Waiver Monthly CMS report

Report ID: CM-100
Report Period: 04/01/2024

Run Date: 07/03/2024
Run Time: 11:49:10AM

1. Monthly count of disenrollment because of transfer to another eligibility group:	124
---	-----

2. Monthly count of disenrollment other than transfer to another Medicaid group:	616
--	-----

3. Monthly count of beneficiaries due for renewal:	1586
4. Number of beneficiaries due for renewal who did not renew:	1327
5. Number of beneficiaries due for renewal who lost eligibility:	675

6. Enrollment continuity in weeks for all individuals enrolled during the reporting month:
--

05/07/2016	Thru	03/31/2024	Count:	82,345
04/01/2024	Thru	04/06/2024	Count:	157
04/07/2024	Thru	04/13/2024	Count:	74
04/14/2024	Thru	04/20/2024	Count:	89
04/21/2024	Thru	04/27/2024	Count:	96
04/28/2024	Thru	04/30/2024	Count:	48

***** END OF THE REPORT *****

State of Michigan
Department of Health and Human Services
Medicaid Waiver Monthly CMS report

Report ID: CM-100
Report Period: 05/01/2024

Run Date: 07/03/2024
Run Time: 11:57:06AM

1. Monthly count of disenrollment because of transfer to another eligibility group:	174
---	-----

2. Monthly count of disenrollment other than transfer to another Medicaid group:	672
--	-----

3. Monthly count of beneficiaries due for renewal:	1891
4. Number of beneficiaries due for renewal who did not renew:	1659
5. Number of beneficiaries due for renewal who lost eligibility:	671

6. Enrollment continuity in weeks for all individuals enrolled during the reporting month:
--

05/07/2016	Thru	04/30/2024	Count:	82,809
05/01/2024	Thru	05/04/2024	Count:	111
05/05/2024	Thru	05/11/2024	Count:	65
05/12/2024	Thru	05/18/2024	Count:	101
05/19/2024	Thru	05/25/2024	Count:	99
05/26/2024	Thru	05/31/2024	Count:	55

***** END OF THE REPORT *****

State of Michigan
Department of Health and Human Services
Medicaid Waiver Monthly CMS report

Report ID: CM-100
Report Period: 06/01/2024

Run Date: 07/03/2024
Run Time: 12:04:26PM

1. Monthly count of disenrollment because of transfer to another eligibility group:	130
---	-----

2. Monthly count of disenrollment other than transfer to another Medicaid group:	684
--	-----

3. Monthly count of beneficiaries due for renewal:	889
4. Number of beneficiaries due for renewal who did not renew:	825
5. Number of beneficiaries due for renewal who lost eligibility:	1

6. Enrollment continuity in weeks for all individuals enrolled during the reporting month:
--

05/07/2016	Thru	05/31/2024	Count:	83,240
06/01/2024	Thru	06/01/2024	Count:	68
06/02/2024	Thru	06/08/2024	Count:	82
06/09/2024	Thru	06/15/2024	Count:	86
06/16/2024	Thru	06/22/2024	Count:	61
06/23/2024	Thru	06/29/2024	Count:	60
06/30/2024	Thru	06/30/2024	Count:	5

***** END OF THE REPORT *****

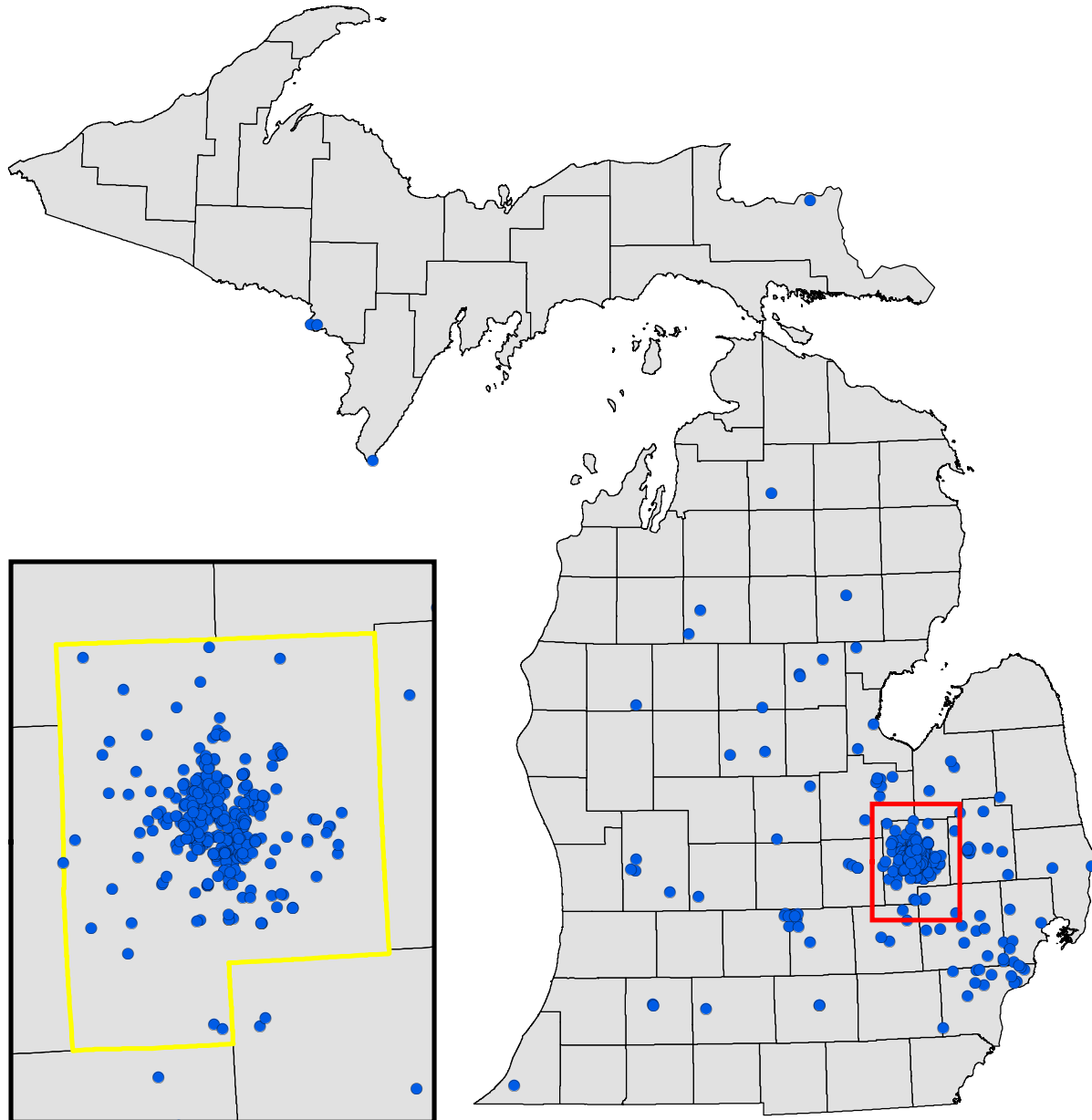
Flint Demonstration Waiver Enrollees

Pregnant

April - June 2024

Genesee: 385

All Other Counties: 111



Source: MDHHS Data Warehouse
Retrieved on August 19, 2024

MDHHS - Actuarial Division
August 19, 2024

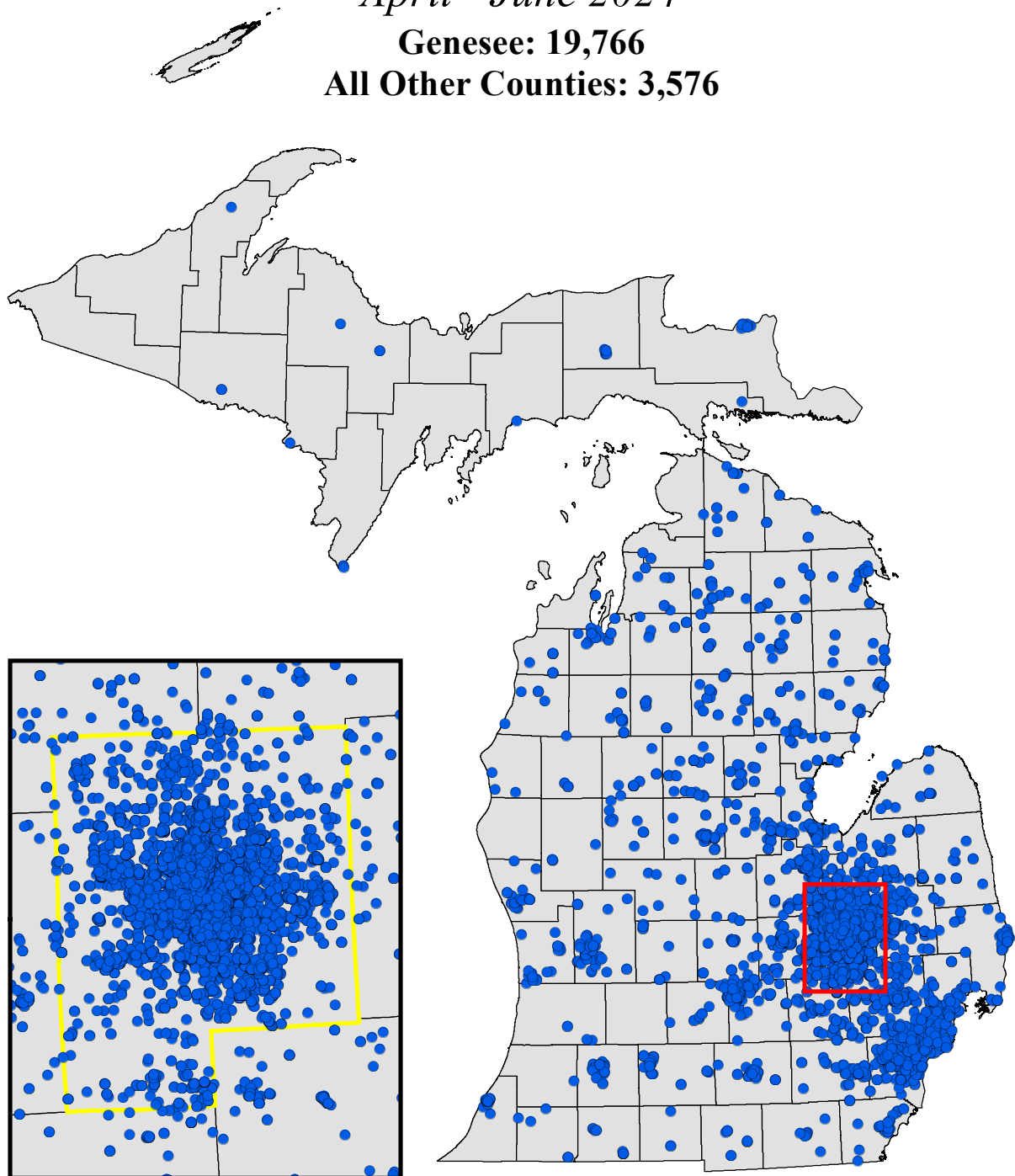
Flint Demonstration Waiver Enrollees

0-20 Years Old

April - June 2024

Genesee: 19,766

All Other Counties: 3,576



Source: MDHHS Data Warehouse
Retrieved on August 19, 2024

MDHHS - Actuarial Division
August 19, 2024

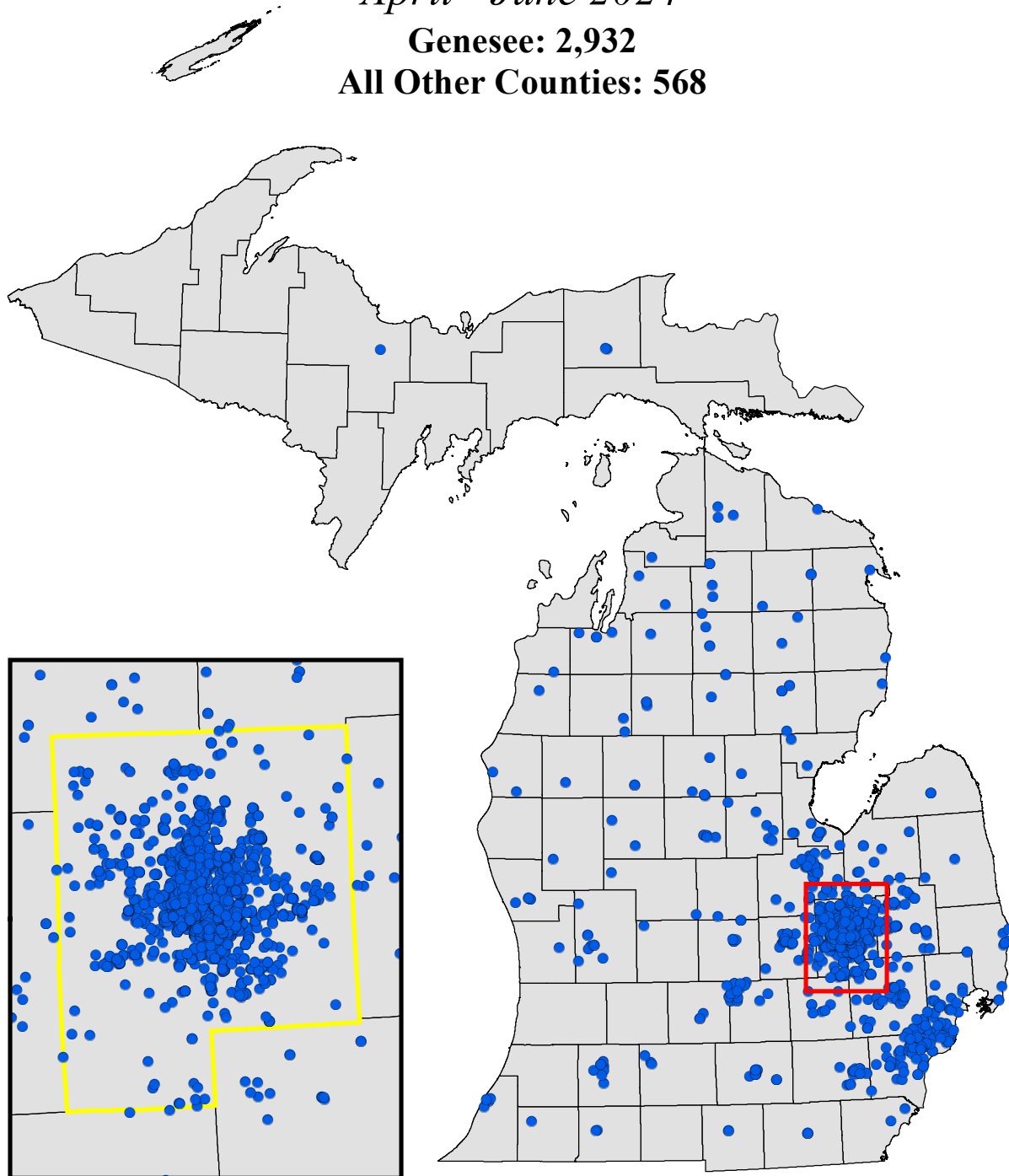
Flint Demonstration Waiver Enrollees

0-5 Years Old

April - June 2024

Genesee: 2,932

All Other Counties: 568



Source: MDHHS Data Warehouse
Retrieved on August 19, 2024

MDHHS - Actuarial Division
August 19, 2024