



STATE OF MICHIGAN

DEPARTMENT OF HEALTH AND HUMAN SERVICES

LANSING

GRETCHEN WHITMER
GOVERNOR

ELIZABETH HERTEL
DIRECTOR

February 22, 2021

Keri Toback
Division of Program Operations – East Branch
Medicaid & CHIP Operations Group
Centers for Medicare & Medicaid Services
233 North Michigan Avenue, Suite 600
Chicago, Illinois 60601-5519


Dear Ms. Toback,

Re: Project Number 11-W-00302/5 – Flint Michigan Section 1115 Demonstration

Enclosed is the quarterly report for the Flint Michigan Section 1115 Demonstration. It covers the fourth quarter of calendar year 2020. The report provides operational information, program enrollment, and policy changes related to the waiver as specified in the Special Terms and Conditions.

Should you have any questions related to the information contained in this report, please contact Jacqueline Coleman. She may be reached by e-mail at colemanj@michigan.gov.

Sincerely,


Penny Rutledge, Director
Actuarial Division
Medical Services Administration

cc: Ruth Hughes
Angela Garner
Nicole McKnight

Enclosure (7)

Flint Michigan Section 1115 Demonstration Quarterly Report

Demonstration Year: 5 (03/01/2020 – 02/28/2021)
Calendar Year Quarter: 4 (10/01/2020 – 12/31/2020)

Table of Contents

Introduction.....	3
Enrollment and Benefits Information	3
Table 1: Flint Demonstration Enrollment by Month	3
Table 2: Flint Demonstration New Enrollment by Month	4
Table 3: Flint Demonstration Re-Enrollment by Month.....	4
Table 4: Flint Demonstration Disenrollment by Month.....	4
Table 5: Cumulative Flint Demonstration PCP Utilization.....	5
Table 6: Monthly Flint Demonstration PCP Visits	5
Table 7: Genesee Health System Targeted Case Management Activity	5
Outreach/Innovation Activities to Assure Access	6
Operational and Policy Development	6
Budget Neutrality Monitoring.....	6
Table 8: Flint Demonstration Budget Neutrality Monitoring	6
Consumer Issues.....	7
Table 9: Flint Demonstration Customer Service Requests	7
Demonstration Evaluation	7
Enclosures/Attachments.....	8
State Contacts	9
Date Submitted to CMS.....	10

Introduction

On March 3, 2016, the Centers for Medicare and Medicaid Services (CMS) approved the Michigan Department of Health and Human Services' (MDHHS) application to expand Medicaid coverage for individuals impacted by lead exposure in the Flint water system through February 28, 2021. Through the demonstration, entitled "Flint Michigan Section 1115 Demonstration" and the associated state plan amendments, State Medicaid eligibility expanded to low-income children and pregnant women who were served by the Flint water system during a specified period of time and who would not otherwise be eligible for Medicaid. This population consists of children in households with incomes from 212 percent of the federal poverty level (FPL) up to and including 400 percent of the FPL and pregnant women in households with incomes from 195 percent up to and including 400 percent of the FPL.

The demonstration population receives care primarily through Medicaid managed care plans and receives all state plan benefits including, for children, Early and Periodic Screening, Diagnostic and Treatment (EPSDT). Individuals receiving benefits under the demonstration are exempt from cost sharing and premiums. Targeted Case Management and home lead investigation services are available to children and pregnant women served by the Flint water system during the defined period who have been determined eligible for Medicaid. The provision of specialized services is limited to certain providers as allowable under the approved demonstration.

Enrollment and Benefits Information

Enrollment into the Flint Medicaid waiver program began May 9, 2016. Beneficiaries already eligible for Medicaid were contacted by mail with information on expanded services provided by the waiver. Potential enrollees can apply for the program via the MDHHS website, by calling a toll-free number or by visiting any MDHHS County office or an area navigator site. Healthcare coverage and application information for people impacted by the Flint water system can be found on the MDHHS website.¹

Demonstration enrollment activity is detailed in this section of the report. For reporting purposes, the Children enrollment group is defined as demonstration enrollees under the age of 21. Pregnant women are identified using pregnancy indicators in the MDHHS data warehouse. To avoid duplication, pregnant women are excluded from the Children enrollment group. The following table shows enrollment in the demonstration by month.

Table 1: Flint Demonstration Enrollment by Month			
Enrollment Group	October 2020	November 2020	December 2020
Pregnant Women	439	427	425
Children	25,660	25,664	25,731
Total	26,099	26,091	26,156

¹ <http://www.michigan.gov/mdhhs/0,5885,7-339-71547-384168--,00.html>

Table 2 displays Flint demonstration new enrollment by month. This includes individuals who may have previously been enrolled in other Medicaid programs but are new to the Flint demonstration.

Table 2: Flint Demonstration New Enrollment by Month				
Enrollment Group	October 2020	November 2020	December 2020	Total
Pregnant Women	54	30	45	129
Children	104	89	116	309
Total	158	119	161	438

Table 3 shows Flint demonstration re-enrollments by month. Re-enrollments include individuals who have disenrolled and re-enrolled in the Flint demonstration. Individuals under the re-enrollment category also include individuals that may have previously been enrolled in other Medicaid programs.

Table 3: Flint Demonstration Re-Enrollment by Month				
Enrollment Group	October 2020	November 2020	December 2020	Total
Pregnant Women	19	24	24	67
Children	167	124	155	446
Total	186	148	179	513

Table 4 contains Flint demonstration disenrollment by month. Disenrollment for a reporting month contains individuals with program enrollment in the prior reporting month that do not have program enrollment for the current reporting month. For example, individuals defined as disenrolled in November 2020 were enrolled in the demonstration in October 2020 but were not enrolled in November 2020. Demonstration disenrollment is often the result of failure to timely return redetermination paperwork and transferring to another Medicaid program.

Table 4: Flint Demonstration Disenrollment by Month				
Enrollment Group	October 2020	November 2020	December 2020	Total
Pregnant Women	57	66	71	194
Children	229	209	204	642
Total	286	275	275	836

Additional demonstration disenrollment reports by month have been included as attachments. Enrollment maps depicting the geographic distribution of demonstration enrollees for the quarter have also been included as attachments to this report. The attached reports will not necessarily align numerically with the figures reported in the quarterly report tables due to differences in the timing of data retrieval and specifications.

MDHHS monitors the Flint demonstration population's usage of Medicaid benefits to assure access to care. The following access to care metrics utilizes the same enrollment group definitions for children and pregnant women as described for tables 1 – 3. It should be noted that the Children Under 6 category below is a subgroup of the Children category.

The following table lists the cumulative, unduplicated count of Flint demonstration enrollees since the waiver begin date of May 9, 2016 through the end of the reporting quarter, December

31, 2020. The table displays the total number of those enrolled with a visit to a provider with a primary care associated specialty. This includes practitioners with a specialty of family medicine, general medicine, internal medicine, or pediatrics. This metric includes any procedure rendered by a primary care provider (PCP).

Table 5: Cumulative Flint Demonstration PCP Utilization

May 2016 – December 2020

Enrollment Group	Cumulative Enrollment	Cumulative Count of Enrollees with PCP Visit(s)	Cumulative Percentage of Enrollees with PCP Visit(s)
Children	40,833	37,613	92%
Children Under 6	16,465	15,891	96%
Pregnant Women	4,546	4,326	95%
Total	45,379	41,939	92%

Table 6 indicates the monthly count of PCP visits for the reporting quarter's Flint demonstration population.

Table 6: Monthly Flint Demonstration PCP Visits

Enrollment Group	October 2020	November 2020	December 2020	Total
Children	6,437	5,482	4,935	16,854
Pregnant Women	173	206	155	534
Total	6,610	5,688	5,090	17,388

Targeted Case Management services are provided by Genesee Health System and include the following assistance:

- Comprehensive assessment and periodic reassessment of individual needs;
- Development of a specific care plan;
- Referrals and related activities to help obtain needed services;
- Monitoring and follow-up activities.

The following table includes Targeted Case Management service activity as provided by Genesee Health System. Individuals counted as those with ongoing services are defined as individuals receiving a Targeted Case Management-related service other than assessment during the month, including unbilled face-to-face and phone contacts.

Table 7: Genesee Health System Targeted Case Management Activity

Month	Count of Assessments	Count of Enrollees with Ongoing Targeted Case Management
October 2020	21	24
November 2020	25	67
December 2020	12	52
Cumulative Total	666	402

Outreach/Innovation Activities to Assure Access

MDHHS and community partners work together to coordinate and implement outreach for those affected by the Flint water system. Activities have included press conferences, public service announcements, community events, advertisements on radio and television, social media posts, and letters to providers and potential enrollees. The public can access waiver specific information, including weekly enrollment reports, on the department's website.² A variety of expenditure data and resources for Flint families are available on the State's Flint water website.³ MDHHS has prominently displayed the link to the Flint water website on the MDHHS homepage.⁴

Operational and Policy Development

MDHHS regularly meets with Medicaid Health Plans and provider groups to address operational issues, programmatic issues, and policy updates and clarifications. Additionally, MDHHS provides updates to the Medical Care Advisory Council (MCAC) at regularly scheduled quarterly meetings. Enrollment in the Flint demonstration remains stable and the demonstration population continues to consistently access services.

Budget Neutrality Monitoring

According to the demonstration special terms and conditions, MDHHS is required to report demonstration expenditures subject to budget neutrality. In this demonstration, this is limited to all demonstration medical assistance expenditures for lead investigation with dates of services within the demonstration's approval period. The following budget neutrality table includes expenditures for March 2016 – December 2016.

Table 8: Flint Demonstration Budget Neutrality Monitoring					
	DY 1 - PMPM	DY 2 - PMPM	DY 3 - PMPM	DY 4 - PMPM	DY 5 - PMPM
Approved Flint Lead Diagnostics PMPM	\$ 10.49	\$ 10.49	\$ 10.49	\$ 10.49	\$ 10.49
Actual Flint Lead Diagnostics PMPM (YTD)	\$ 0.18	-	-	-	-
Total Flint Lead Diagnostics Expenditures (YTD)	\$ 29,940.00	-	-	-	-
Total Flint Demonstration Member Months (YTD)	168,304	-	-	-	-

As of January 1, 2017, Michigan's approved Children's Health Insurance Program (CHIP) Health Services Initiative (HSI) provides funding for lead abatement in the impacted areas of Flint, Michigan. As a result, expenditures subject to budget neutrality in the Flint Demonstration are limited to calendar year 2016. Lead abatement expenditures after 2016, including those

² <http://www.michigan.gov/mdhhs/0,5885,7-339-71547-376862--,00.html>

³ <http://www.michigan.gov/flintwater>

⁴ <http://www.michigan.gov/mdhhs/>

associated with environmental diagnostic testing, are reported per CHIP HSI regulatory requirements.

Consumer Issues

MDHHS utilizes the Beneficiary Helpline as a central point of contact for members to ask questions, report complaints and resolve issues. Information on beneficiary complaints and health plan grievances and appeals are currently collected for other Medicaid programs. In the following table, MDHHS has refined existing reporting mechanisms to measure Flint demonstration member telephone contacts with the department.

Table 9: Flint Demonstration Customer Service Requests	
October 2020 – December 2020	
Category	Number of Contacts
Obtaining Prescription	6
Enrollment/Eligibility Not Recognized	3
Beneficiary Complaint Form Request	2
Covered Services	1
Enrollment	1
Incarceration	1
Total	14

Demonstration Evaluation

MDHHS has commissioned the Michigan State University Institute for Health Policy (MSU-IHP) to serve as the Flint demonstration independent evaluator. MSU-IHP will conduct demonstration evaluation activities in four domains over a four-year evaluation period. The four domains are as follows:

- I. Access to Services
- II. Access to Targeted Case Management
- III. Improved Health Outcomes
- IV. Lead Hazard Investigation

This quarter's administrative activities included ongoing meetings of the full evaluation team, data workgroup, and survey workgroup. MSU-IHP also revised the Interim Cumulative Evaluation Report per CMS recommendations. Additionally, MSU-IHP developed a brief "Successes" Report.

Domain I: Access to Services

Domain I will examine the hypothesis that demonstration enrollees will access services to identify and address physical or behavioral health issues associated with lead exposure at a rate higher than others with similar levels of lead exposure. This quarter's activities included preparation of administrative health care data for Flint Medicaid Expansion for 2019-2020 for analyses. MSU-IHP is in the process of conducting analyses for the 2020 Report. This activity

supports elements of Domain 2 and 3 hypotheses as well. Administrative health care data for Saginaw County Medicaid enrollees (comparison group) has also been pulled and prepared for analyses for comparison to Flint sample. This activity supports elements of Domain 2 and 3 hypotheses as well. This quarter, Beneficiary Survey Wave I and II response data was merged, and longitudinal analytic tables were completed. Comparison between Wave I and II analyses are in process for the 2020 Report. These activities support specific elements of Domains 2 and 3 as well. Additionally, Wave III Beneficiary Survey collection was completed this quarter.

Domain II: Access to Targeted Case Management

Domain II will assess if demonstration enrollees who access Targeted Case Management services will access needed medical, social, educational, and other services at a rate higher than others with similar levels of lead exposure. This quarter, MSU-IHP completed the Targeted Case Manager Key Informant Interview Follow-Up draft report. Additionally, MSU-IHP obtained updated Targeted Case Management data from Genesee Health System. The Flint data was prepared for comparison analyses for 2020 Report.

Domain III: Improved Health Outcomes

Domain III will evaluate the hypothesis that demonstration enrollees will have improved health outcomes compared to others with similar levels of lead exposure. This quarter, administrative data was pulled and prepared for analyses to address hypotheses for child and adolescent vaccine status, low birth rate, and self-report health status for the 2020 Report. MSU-IHP engaged in collaboration with MSU College of Education to access MI Schools dashboard to obtain data to address educational hypotheses.

Domain IV: Lead Hazard Investigation

Domain IV will examine if the lead hazard investigation program reduces estimated expected ongoing or re-exposure to lead hazards in the absence of this program. This quarter, MSU-IHP obtained and analyzed administrative data on Blood Lead Levels in Flint and Saginaw (County) in progress for 2020 report. MSU-IHP continues to collaborate with the Flint Registry representatives involved with Flint Lead Free reporting.

Enclosures/Attachments

1. October 2020 Flint Demonstration Disenrollment Report (CM-100)
2. November 2020 Flint Demonstration Disenrollment Report (CM-100)
3. December 2020 Flint Demonstration Disenrollment Report (CM-100)
4. Quarterly Geographic Distribution Enrollment Map: Pregnant Women
5. Quarterly Geographic Distribution Enrollment Map: Children

6. Quarterly Geographic Distribution Enrollment Map: Children Under 6

State Contacts

If there are any questions about the contents of this report, please contact one of the following people listed below.

Jacqueline Coleman, Waiver Specialist

Email: colemanj@michigan.gov

Phone: (517) 284-119

Carly Todd, Specialist

Email: toddc1@michigan.gov

Phone: (517) 284-1196

Andrew Schalk, Hospital Reimbursement & Special Financing

Email: schalka@michigan.gov

Phone: (517) 284-1195

Penny Rutledge, Actuarial Division Director

Email: rutledgep1@michigan.gov

Phone: (517) 284-1191

Actuarial Division

Bureau of Medicaid Operations and Actuarial Services

MSA, MDHHS, P.O. Box 30479

Lansing, MI 48909-7979

Fax: (517) 241-5112

Date Submitted to CMS

February 22, 2021

State of Michigan
Department of Health and Human Services
Medicaid Waiver Monthly CMS report

Report ID: CM-100
Report Period: 10/01/2020

Run Date: 02/11/2021
Run Time: 9:10:44PM

1. Monthly count of disenrollment because of transfer to another eligibility group:	157
---	-----

2. Monthly count of disenrollment other than transfer to another Medicaid group:	55
--	----

3. Monthly count of beneficiaries due for renewal:	2635
4. Number of beneficiaries due for renewal who did not renew:	2631
5. Number of beneficiaries due for renewal who lost eligibility:	1

6. Enrollment continuity in weeks for all individuals enrolled during the reporting month:
--

05/07/2016	Thru	09/30/2020	Count:	70,755
10/01/2020	Thru	10/03/2020	Count:	116
10/04/2020	Thru	10/10/2020	Count:	46
10/11/2020	Thru	10/17/2020	Count:	59
10/18/2020	Thru	10/24/2020	Count:	76
10/25/2020	Thru	10/31/2020	Count:	49

***** END OF THE REPORT *****

State of Michigan
Department of Health and Human Services
Medicaid Waiver Monthly CMS report

Report ID: CM-100
Report Period: 11/01/2020

Run Date: 02/11/2021
Run Time: 9:27:55PM

1. Monthly count of disenrollment because of transfer to another eligibility group:	170
---	-----

2. Monthly count of disenrollment other than transfer to another Medicaid group:	45
--	----

3. Monthly count of beneficiaries due for renewal:	2343
4. Number of beneficiaries due for renewal who did not renew:	2343
5. Number of beneficiaries due for renewal who lost eligibility:	0

6. Enrollment continuity in weeks for all individuals enrolled during the reporting month:
--

05/07/2016	Thru	10/31/2020	Count:	71,101
11/01/2020	Thru	11/07/2020	Count:	111
11/08/2020	Thru	11/14/2020	Count:	46
11/15/2020	Thru	11/21/2020	Count:	43
11/22/2020	Thru	11/28/2020	Count:	31
11/29/2020	Thru	11/30/2020	Count:	25

***** END OF THE REPORT *****

State of Michigan
Department of Health and Human Services
Medicaid Waiver Monthly CMS report

Report ID: CM-100
Report Period: 12/01/2020

Run Date: 02/11/2021
Run Time: 9:31:03PM

1. Monthly count of disenrollment because of transfer to another eligibility group:	128
---	-----

2. Monthly count of disenrollment other than transfer to another Medicaid group:	54
--	----

3. Monthly count of beneficiaries due for renewal:	2397
4. Number of beneficiaries due for renewal who did not renew:	2395
5. Number of beneficiaries due for renewal who lost eligibility:	0

6. Enrollment continuity in weeks for all individuals enrolled during the reporting month:					
--	--	--	--	--	--

05/07/2016	Thru	11/30/2020	Count:		71,357
12/01/2020	Thru	12/05/2020	Count:		109
12/06/2020	Thru	12/12/2020	Count:		40
12/13/2020	Thru	12/19/2020	Count:		49
12/20/2020	Thru	12/26/2020	Count:		38
12/27/2020	Thru	12/31/2020	Count:		37

***** END OF THE REPORT *****

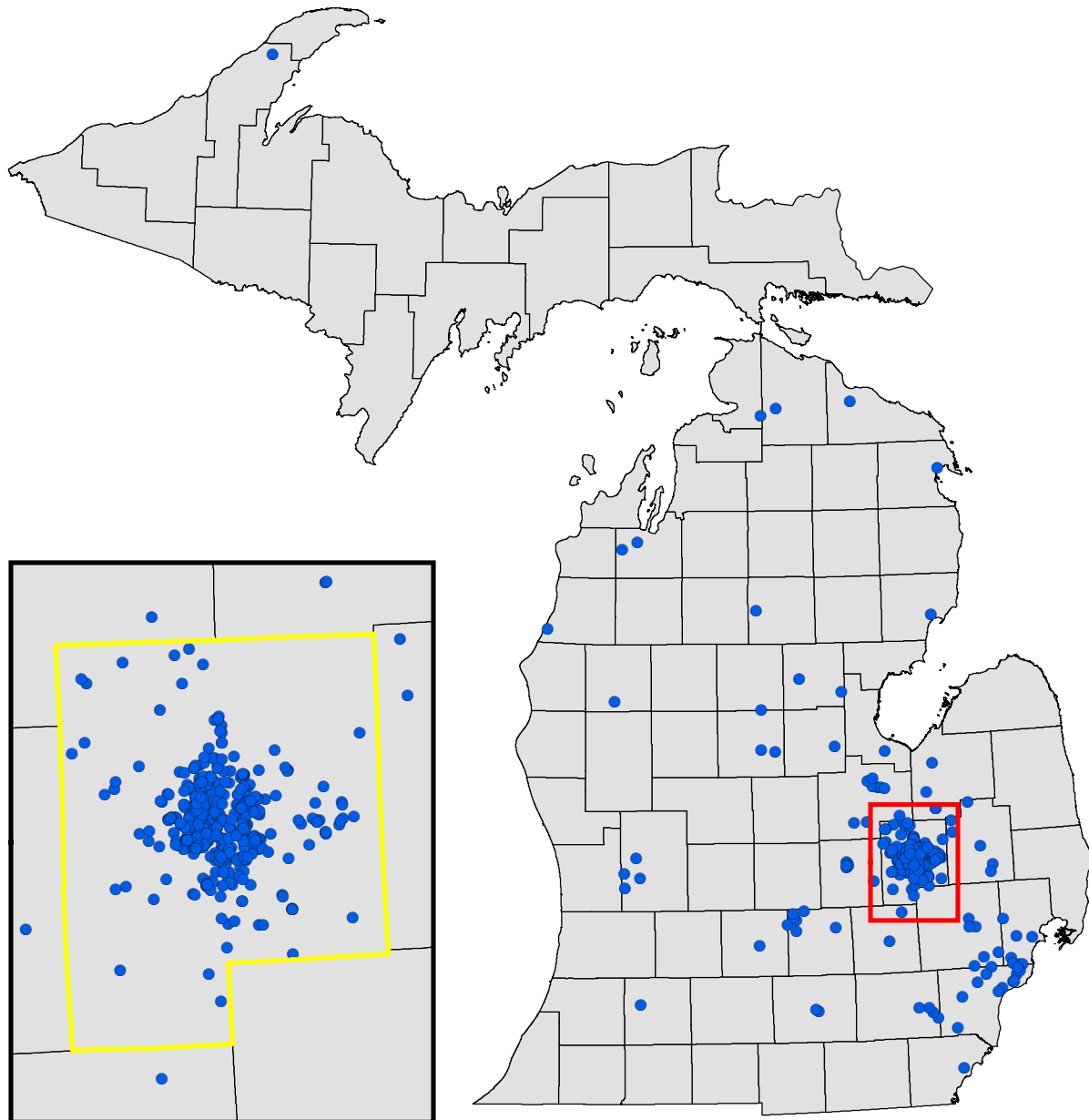
Flint Demonstration Waiver Enrollees

Pregnant

October - December 2020

Genesee: 456

All Other Counties: 97



Source: MDHHS Data Warehouse
Retrieved on February 1, 2021

MDHHS - Actuarial Division
February 1, 2021

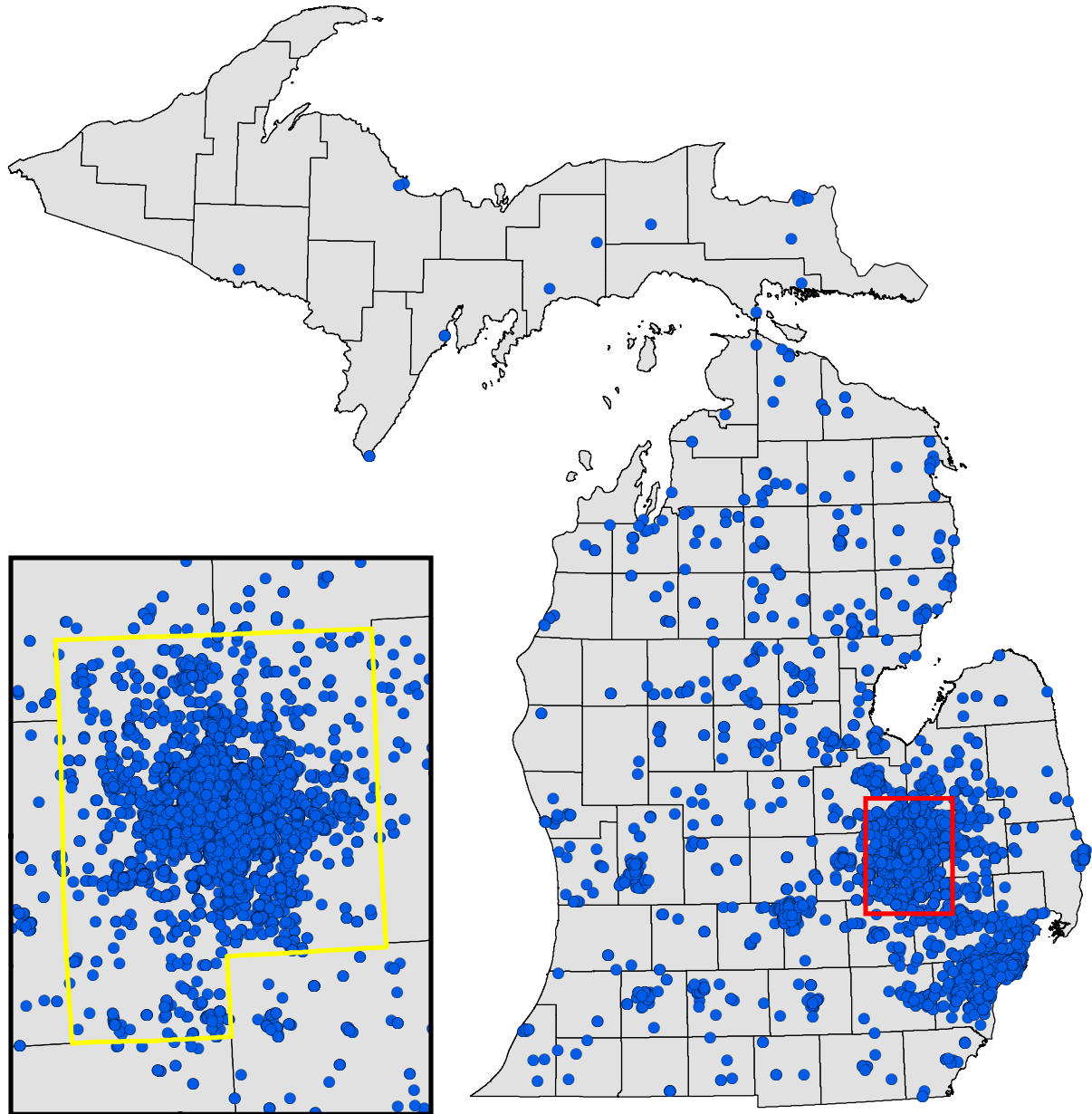
Flint Demonstration Waiver Enrollees

0-20 Years Old

October - December 2020

Genesee: 22,484

All Other Counties: 3,044



Source: MDHHS Data Warehouse
Retrieved on February 1, 2021

MDHHS - Actuarial Division
February 1, 2021

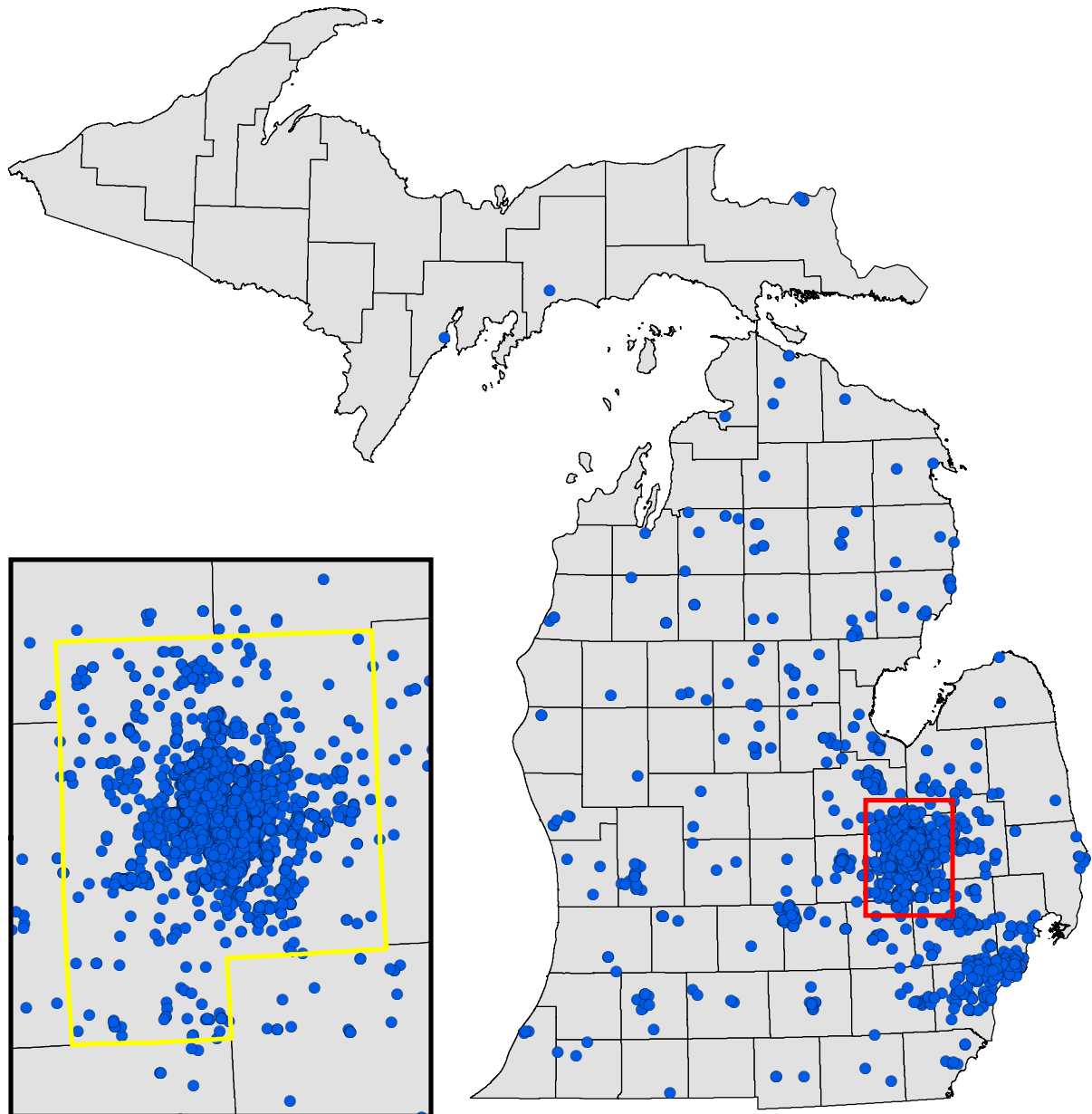
Flint Demonstration Waiver Enrollees

0-5 Years Old

October - December 2020

Genesee: 5,266

All Other Counties: 778



Source: MDHHS Data Warehouse
Retrieved on February 1, 2021

MDHHS - Actuarial Division
February 1, 2021