



STATE OF MICHIGAN

DEPARTMENT OF HEALTH AND HUMAN SERVICES

LANSING

GRETCHEN WHITMER  
GOVERNOR

ELIZABETH HERTEL  
DIRECTOR

May 17, 2023

Keri Toback  
Division of Program Operations – East Branch  
Medicaid & CHIP Operations Group  
Centers for Medicare & Medicaid Services  
233 North Michigan Avenue, Suite 600  
Chicago, Illinois 60601-5519

Dear Ms. Toback,

Re: Project Number 11-W-00302/5 – Flint Michigan Section 1115 Demonstration

Enclosed is the quarterly report for the Flint Michigan Section 1115 Demonstration. It covers the second quarter of demonstration year 7. The report provides operational information, program enrollment, and policy changes related to the waiver as specified in the Special Terms and Conditions.

Should you have any questions related to the information contained in this report, please contact Jacqueline Coleman. She may be reached by e-mail at [colemanj@michigan.gov](mailto:colemanj@michigan.gov).

Sincerely,

Keith White, Director  
Actuarial Division



cc: Angela Garner  
Nicole McKnight

Enclosure (7)

# Flint Michigan Section 1115 Demonstration

## Quarterly Report

Demonstration Year: 7 (10/01/2022 – 09/30/2023)  
Quarter: 2 (01/01/2023 – 03/31/2023)

## Table of Contents

Introduction .....	3
Enrollment and Benefits Information .....	3
Table 1: Flint Demonstration Enrollment by Month .....	3
Table 2: Flint Demonstration New Enrollment by Month .....	4
Table 3: Flint Demonstration Re-Enrollment by Month.....	4
Table 4: Flint Demonstration Disenrollment by Month.....	4
Table 5: Cumulative Flint Demonstration PCP Utilization .....	5
Table 6: Monthly Flint Demonstration PCP Visits.....	5
Table 7: Genesee Health System Targeted Case Management Activity .....	5
Outreach/Innovation Activities to Assure Access.....	6
Operational and Policy Development .....	6
Consumer Issues .....	6
Table 8: Flint Demonstration Customer Service Requests.....	6
Demonstration Evaluation .....	6
Enclosures/Attachments .....	8
State Contacts .....	8
Date Submitted to CMS .....	9

## Introduction

On March 3, 2016, the Centers for Medicare and Medicaid Services (CMS) approved the Michigan Department of Health and Human Services' (MDHHS) application to expand Medicaid coverage for individuals impacted by lead exposure in the Flint water system through February 28, 2021. Through the demonstration, entitled "Flint Michigan Section 1115 Demonstration" and the associated state plan amendments, State Medicaid eligibility expanded to low-income children and pregnant women who were served by the Flint water system during a specified period of time and who would not otherwise be eligible for Medicaid. This population consists of children in households with incomes from 212 percent of the federal poverty level (FPL) up to and including 400 percent of the FPL and pregnant women in households with incomes from 195 percent up to and including 400 percent of the FPL.

The demonstration population receives care primarily through Medicaid managed care plans and receives all state plan benefits including, for children, Early and Periodic Screening, Diagnostic and Treatment (EPSDT). Individuals receiving benefits under the demonstration are exempt from cost sharing and premiums. Targeted Case Management and home lead investigation services are available to children and pregnant women served by the Flint water system during the defined period who have been determined eligible for Medicaid. The provision of specialized services is limited to certain providers as allowable under the approved demonstration.

## Enrollment and Benefits Information

Enrollment into the Flint Medicaid waiver program began May 9, 2016. Beneficiaries already eligible for Medicaid were contacted by mail with information on expanded services provided by the waiver. Potential enrollees can apply for the program via the MDHHS website, by calling a toll-free number or by visiting any MDHHS County office or an area navigator site. Healthcare coverage and application information for people impacted by the Flint water system can be found on the MDHHS website.<sup>1</sup>

Demonstration enrollment activity is detailed in this section of the report. For reporting purposes, the Children enrollment group is defined as demonstration enrollees under the age of 21. Pregnant women are identified using pregnancy indicators in the MDHHS data warehouse. To avoid duplication, pregnant women are excluded from the Children enrollment group. The following table shows enrollment in the demonstration by month.

<b>Table 1: Flint Demonstration Enrollment by Month</b>			
<b>Enrollment Group</b>	<b>January 2023</b>	<b>February 2023</b>	<b>March 2023</b>
Pregnant Women	359	333	334
Children	26,357	26,023	26,364
Total	26,716	26,356	26,698

<sup>1</sup> <http://www.michigan.gov/mdhhs/0,5885,7-339-71547-384168--,00.html>

Table 2 displays Flint demonstration new enrollment by month. This includes individuals who may have previously been enrolled in other Medicaid programs but are new to the Flint demonstration.

<b>Table 2: Flint Demonstration New Enrollment by Month</b>				
Enrollment Group	January 2023	February 2023	March 2023	Total
Pregnant Women	40	19	27	86
Children	107	88	99	294
Total	147	107	126	380

Table 3 shows Flint demonstration re-enrollments by month. Re-enrollments include individuals who have disenrolled and re-enrolled in the Flint demonstration. Individuals under the re-enrollment category also include individuals that may have previously been enrolled in other Medicaid programs.

<b>Table 3: Flint Demonstration Re-Enrollment by Month</b>				
Enrollment Group	January 2023	February 2023	March 2023	Total
Pregnant Women	27	9	23	59
Children	87	79	407	573
Total	114	88	430	632

Table 4 contains Flint demonstration disenrollment by month. Disenrollment for a reporting month contains individuals with program enrollment in the prior reporting month that do not have program enrollment for the current reporting month. For example, individuals defined as disenrolled in February 2023 were enrolled in the demonstration in January 2023 but were not enrolled in February 2023. Demonstration disenrollment is often the result of failure to timely return redetermination paperwork and transferring to another Medicaid program.

<b>Table 4: Flint Demonstration Disenrollment by Month</b>				
Enrollment Group	January 2023	February 2023	March 2023	Total
Pregnant Women	42	54	49	145
Children	201	534	214	949
Total	243	588	263	1,094

Additional demonstration disenrollment reports by month have been included as attachments. Enrollment maps depicting the geographic distribution of demonstration enrollees for the quarter have also been included as attachments to this report. The attached reports will not necessarily align numerically with the figures reported in the quarterly report tables due to differences in the timing of data retrieval and specifications.

MDHHS monitors the Flint demonstration population's usage of Medicaid benefits to assure access to care. The following access to care metrics utilizes the same enrollment group definitions for children and pregnant women as described for tables 1 – 3. It should be noted that the Children Under 6 category below is a subgroup of the Children category.

The following table lists the cumulative, unduplicated count of Flint demonstration enrollees since the waiver begin date of May 9, 2016 through the end of the reporting quarter, March 31,

2023. The table displays the total number of those enrolled with a visit to a provider with a primary care associated specialty. This includes practitioners with a specialty of family medicine, general medicine, internal medicine, or pediatrics. This metric includes any procedure rendered by a primary care provider (PCP).

<b>Table 5: Cumulative Flint Demonstration PCP Utilization</b>			
<b>May 2016 – March 2023</b>			
Enrollment Group	Cumulative Enrollment	Cumulative Count of Enrollees with PCP Visit(s)	Cumulative Percentage of Enrollees with PCP Visit(s)
Children	43,506	40,880	94%
Children Under 6	18,299	17,781	97%
Pregnant Women	5,331	5,124	96%
Total	48,837	46,004	94%

Table 6 indicates the monthly count of PCP visits for the reporting quarter's Flint demonstration population.

<b>Table 6: Monthly Flint Demonstration PCP Visits</b>				
Enrollment Group	January 2023	February 2023	March 2023	Total
Children	12,336	10,669	10,649	33,654
Pregnant Women	127	70	116	313
Total	12,463	10,739	10,765	33,967

Targeted Case Management services are provided by Genesee Health System and include the following assistance:

- Comprehensive assessment and periodic reassessment of individual needs;
- Development of a specific care plan;
- Referrals and related activities to help obtain needed services;
- Monitoring and follow-up activities.

The following table includes Targeted Case Management service activity as provided by Genesee Health System. Individuals counted as those with ongoing services are defined as individuals receiving a Targeted Case Management-related service other than assessment during the month, including unbilled face-to-face and phone contacts.

<b>Table 7: Genesee Health System Targeted Case Management Activity</b>		
Month	Count of Assessments	Count of Enrollees with Ongoing Targeted Case Management
January 2023	0	0
February 2023	0	0
March 2023	0	0
Cumulative Total	826	1,319

## Outreach/Innovation Activities to Assure Access

MDHHS and community partners work together to coordinate and implement outreach for those affected by the Flint water system. Activities have included press conferences, public service announcements, community events, advertisements on radio and television, social media posts, and letters to providers and potential enrollees. The public can access waiver specific information, including weekly enrollment reports, on the department's website.<sup>2</sup> A variety of expenditure data and resources for Flint families are available on the State's Flint water website.<sup>3</sup> MDHHS has prominently displayed the link to the Flint water website on the MDHHS homepage.<sup>4</sup>

## Operational and Policy Development

MDHHS regularly meets with Medicaid Health Plans and provider groups to address operational issues, programmatic issues, and policy updates and clarifications. Additionally, MDHHS provides updates to the Medical Care Advisory Council (MCAC) at regularly scheduled quarterly meetings. Enrollment in the Flint demonstration remains stable and the demonstration population continues to consistently access services.

## Consumer Issues

MDHHS utilizes the Beneficiary Helpline as a central point of contact for members to ask questions, report complaints and resolve issues. Information on beneficiary complaints and health plan grievances and appeals are currently collected for other Medicaid programs. In the following table, MDHHS has refined existing reporting mechanisms to measure Flint demonstration member telephone contacts with the department.

<b>Table 8: Flint Demonstration Customer Service Requests</b>	
<b>January 2023 – March 2023</b>	
<b>Category</b>	<b>Number of Contacts</b>
Obtaining Prescription	9
Enrollment/Eligibility Not Recognized	4
Other	4
Newborn Enrollment	2
<b>Total</b>	<b>19</b>

## Demonstration Evaluation

MDHHS has commissioned the Michigan State University Institute for Health Policy (MSU-IHP) to serve as the Flint demonstration independent evaluator. MSU-IHP will conduct demonstration evaluation activities in three domains.

<sup>2</sup> <http://www.michigan.gov/mdhhs/0,5885,7-339-71547-376862--,00.html>

<sup>3</sup> <http://www.michigan.gov/flintwater>

<sup>4</sup> <http://www.michigan.gov/mdhhs/>

This quarter's administrative activities included ongoing workgroup meetings to monitor activities and produce deliverables. The full workgroup met bi-weekly to discuss current activities related to evaluation operations and analytics, 2023 (Demonstration 2, Wave 1) Enrollee Survey design and implementation and preparing the 2022 Annual Report. MSU-IHP met with MDHHS monthly to discuss project progress, obtain clarifications (i.e. enrollment data), and address operational questions.

Additional administrative activities this quarter including the following:

- 2022 Annual Report delivered 03/02/2023.
- Updated and submitted drafts of 2023 adult and child enrollee surveys and cover letters to MDHHS.
- Reviewed warehouse data acquisition process and updated queries.
- Finalized plan for survey sampling (i.e. target population, incentive, etc.).
- Finalized plan for data analyses (i.e. comparison group, data stratification, etc.).
- Pulled and delivered necessary 2023 enrollee survey sample contact information to the Office of Survey Research in preparation for survey dissemination.
- Began designing community partner focus group interview guides and surveys that will be conducted in Quarter 2.

## **Review of Domain Hypotheses and Planned Analyses:**

### **Domain I: Access to Services**

Domain I will examine the hypothesis that demonstration enrollees will access services to identify and address physical or behavioral health issues associated with lead exposure at a rate higher than others with similar levels of lead exposure. This quarter, MSU-IHP reviewed to prepare/refine enrollee survey questions related to Targeted Case Management, physical health, and behavioral health services. Additionally, MSU-IHP reviewed and updated eligibility, enrollment, and utilization data warehouse queries to reflect criteria associated with Domain 1 hypotheses.

### **Domain II: Expand Medicaid Eligibility**

Domain II will assess if demonstration enrollees who access Targeted Case Management services will access needed medical, social, educational, and other services at a rate higher than others with similar levels of lead exposure. This quarter, MSU-IHP reviewed to prepare and refine enrollee survey questions related to health care knowledge and coverage. Hypotheses 2.2 and 2.3 have been reviewed and will be utilized during the preparation of questions for community partner focus groups and surveys.



## Domain III: Improved Health Outcomes

Domain III will evaluate the hypothesis that demonstration enrollees will have improved health outcomes compared to others with similar levels of lead exposure. This quarter, MSU-IHP reviewed to prepare and refine enrollee survey questions. Additionally, MSU-IHP reviewed and updated utilization data warehouse queries to reflect criteria associated with Domain 3 hypotheses.

## Enclosures/Attachments

1. January 2023 Flint Demonstration Disenrollment Report (CM-100)
2. February 2023 Flint Demonstration Disenrollment Report (CM-100)
3. March 2023 Flint Demonstration Disenrollment Report (CM-100)
4. Quarterly Geographic Distribution Enrollment Map: Pregnant Women
5. Quarterly Geographic Distribution Enrollment Map: Children
6. Quarterly Geographic Distribution Enrollment Map: Children Under 6

## State Contacts

If there are any questions about the contents of this report, please contact one of the following people listed below.

Jacqueline Coleman, Waiver Specialist

Email: [colemanj@michigan.gov](mailto:colemanj@michigan.gov)

Phone: (517) 284-119

Carly Todd, Specialist

Email: [toddc1@michigan.gov](mailto:toddc1@michigan.gov)

Phone: (517) 284-1196

Andrew Schalk, Section Manager

Email: [schalka@michigan.gov](mailto:schalka@michigan.gov)

Phone: (517) 284-1195

Keith White, Division Director

Email: [WhiteK33@michigan.gov](mailto:WhiteK33@michigan.gov)

Actuarial Division

Bureau of Medicaid Operations and Actuarial Services

BPHASA, MDHHS, P.O. Box 30479

Lansing, MI 48909-7979

Fax: (517) 241-5112

## **Date Submitted to CMS**

May 18, 2023

State of Michigan  
Department of Health and Human Services  
Medicaid Waiver Monthly CMS report

Report ID: CM-100  
Report Period: 01/01/2023

Run Date: 04/26/2023  
Run Time: 7:44:44PM

1. Monthly count of disenrollment because of transfer to another eligibility group:	93
---	----

2. Monthly count of disenrollment other than transfer to another Medicaid group:	58
--	----

3. Monthly count of beneficiaries due for renewal:	573
4. Number of beneficiaries due for renewal who did not renew:	573
5. Number of beneficiaries due for renewal who lost eligibility:	0

6. Enrollment continuity in weeks for all individuals enrolled during the reporting month:					
--	--	--	--	--	--

05/07/2016	Thru	12/31/2022	Count:		77,447
01/01/2023	Thru	01/07/2023	Count:		118
01/08/2023	Thru	01/14/2023	Count:		39
01/15/2023	Thru	01/21/2023	Count:		29
01/22/2023	Thru	01/28/2023	Count:		41
01/29/2023	Thru	01/31/2023	Count:		23

\*\*\*\*\* END OF THE REPORT \*\*\*\*\*

State of Michigan  
Department of Health and Human Services  
Medicaid Waiver Monthly CMS report

Report ID: CM-100  
Report Period: 02/01/2023

Run Date: 04/26/2023  
Run Time: 8:03:41PM

1. Monthly count of disenrollment because of transfer to another eligibility group:	112
---	-----

2. Monthly count of disenrollment other than transfer to another Medicaid group:	51
--	----

3. Monthly count of beneficiaries due for renewal:	509
4. Number of beneficiaries due for renewal who did not renew:	509
5. Number of beneficiaries due for renewal who lost eligibility:	0

6. Enrollment continuity in weeks for all individuals enrolled during the reporting month:					
--	--	--	--	--	--

05/07/2016	Thru	01/31/2023	Count:		77,697
02/01/2023	Thru	02/04/2023	Count:		111
02/05/2023	Thru	02/11/2023	Count:		23
02/12/2023	Thru	02/18/2023	Count:		33
02/19/2023	Thru	02/25/2023	Count:		34
02/26/2023	Thru	02/28/2023	Count:		19

\*\*\*\*\* END OF THE REPORT \*\*\*\*\*

State of Michigan  
Department of Health and Human Services  
Medicaid Waiver Monthly CMS report

Report ID: CM-100  
Report Period: 03/01/2023

Run Date: 04/26/2023  
Run Time: 8:08:29PM

1. Monthly count of disenrollment because of transfer to another eligibility group:	107
---	-----

2. Monthly count of disenrollment other than transfer to another Medicaid group:	65
--	----

3. Monthly count of beneficiaries due for renewal:	524
4. Number of beneficiaries due for renewal who did not renew:	524
5. Number of beneficiaries due for renewal who lost eligibility:	0

6. Enrollment continuity in weeks for all individuals enrolled during the reporting month:
--

05/07/2016	Thru	02/28/2023	Count:	77,917
03/01/2023	Thru	03/04/2023	Count:	86
03/05/2023	Thru	03/11/2023	Count:	33
03/12/2023	Thru	03/18/2023	Count:	32
03/19/2023	Thru	03/25/2023	Count:	39
03/26/2023	Thru	03/31/2023	Count:	38

\*\*\*\*\* END OF THE REPORT \*\*\*\*\*

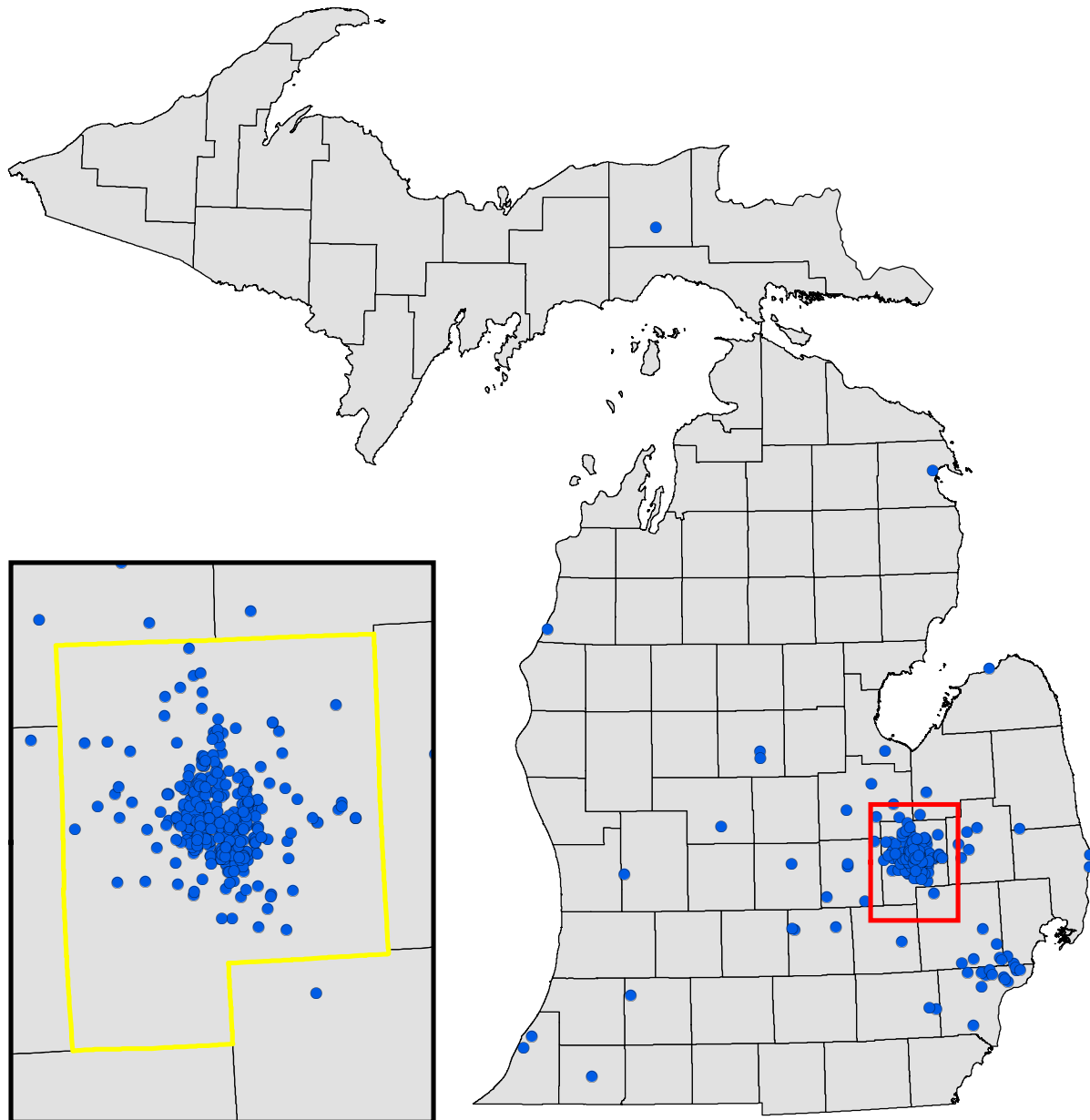
# Flint Demonstration Waiver Enrollees

Pregnant

*January - March 2023*

**Genesee: 360**

**All Other Counties: 70**



Source: MDHHS Data Warehouse  
Retrieved on May 15, 2023

MDHHS - Actuarial Division  
May 15, 2023

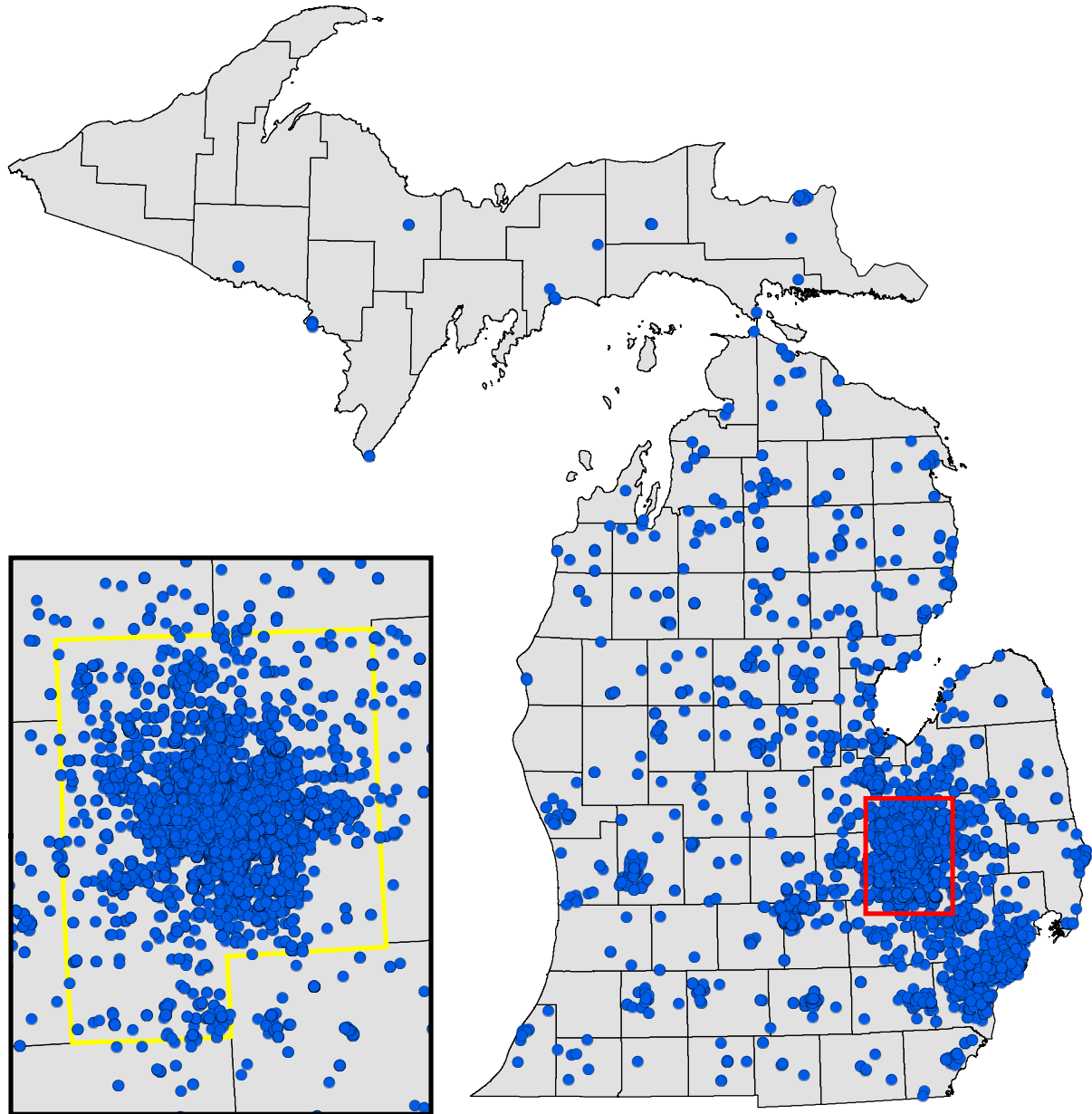
# Flint Demonstration Waiver Enrollees

0-20 Years Old

*January - March 2023*

**Genesee: 21,559**

**All Other Counties: 3,517**



Source: MDHHS Data Warehouse  
Retrieved on May 15, 2023

MDHHS - Actuarial Division  
May 15, 2023

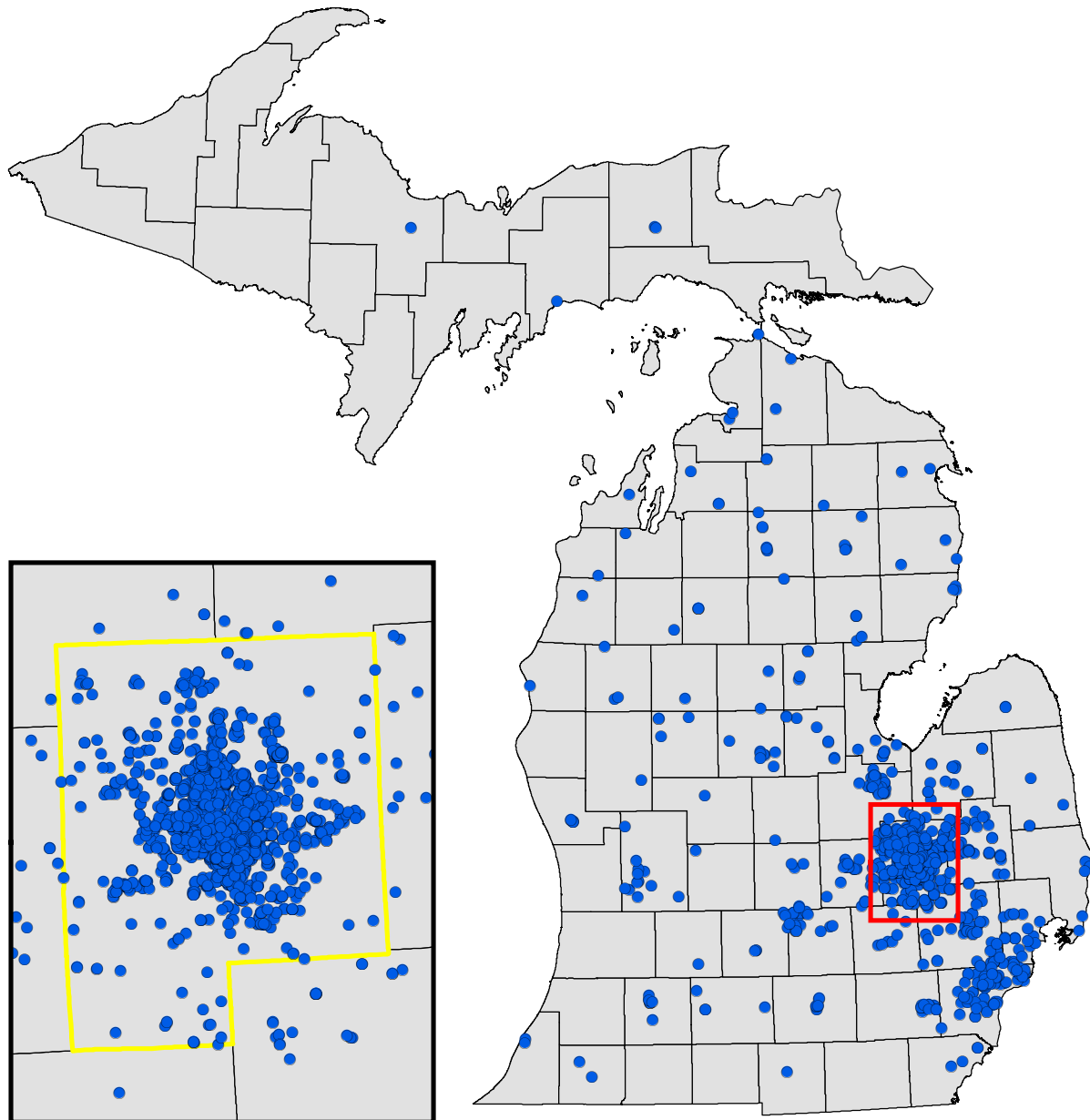
# Flint Demonstration Waiver Enrollees

0-5 Years Old

*January - March 2023*

**Genesee: 3,323**

**All Other Counties: 607**



Source: MDHHS Data Warehouse  
Retrieved on May 15, 2023

MDHHS - Actuarial Division  
May 15, 2023