



STATE OF MICHIGAN

DEPARTMENT OF HEALTH AND HUMAN SERVICES

LANSING

GRETCHEN WHITMER
GOVERNOR

ELIZABETH HERTEL
DIRECTOR

August 24, 2023

Keri Toback
Division of Program Operations – East Branch
Medicaid & CHIP Operations Group
Centers for Medicare & Medicaid Services
233 North Michigan Avenue, Suite 600
Chicago, Illinois 60601-5519

Dear Ms. Toback,


Re: Project Number 11-W-00302/5 – Flint Michigan Section 1115 Demonstration

Enclosed is the quarterly report for the Flint Michigan Section 1115 Demonstration. It covers the third quarter of demonstration year 7. The report provides operational information, program enrollment, and policy changes related to the waiver as specified in the Special Terms and Conditions.

Should you have any questions related to the information contained in this report, please contact Jacqueline Coleman. She may be reached by e-mail at colemanj@michigan.gov.

Sincerely,

Keith White, Director
Actuarial Division



cc: Christine Davidson
Stephen Esquivel-Pickett
April Wiley
SiQing Xu

Enclosure (7)

Flint Michigan Section 1115 Demonstration

Quarterly Report

Demonstration Year: 7 (10/01/2022 – 09/30/2023)
Quarter: 3 (04/01/2023 – 06/30/2023)

Table of Contents

Introduction	3
Enrollment and Benefits Information	3
Table 1: Flint Demonstration Enrollment by Month	3
Table 2: Flint Demonstration New Enrollment by Month	4
Table 3: Flint Demonstration Re-Enrollment by Month.....	4
Table 4: Flint Demonstration Disenrollment by Month.....	4
Table 5: Cumulative Flint Demonstration PCP Utilization	5
Table 6: Monthly Flint Demonstration PCP Visits.....	5
Table 7: Genesee Health System Targeted Case Management Activity	5
Outreach/Innovation Activities to Assure Access.....	6
Operational and Policy Development	6
Consumer Issues	6
Table 8: Flint Demonstration Customer Service Requests.....	6
Demonstration Evaluation	7
Enclosures/Attachments	8
State Contacts	9
Date Submitted to CMS	9

Introduction

On March 3, 2016, the Centers for Medicare and Medicaid Services (CMS) approved the Michigan Department of Health and Human Services' (MDHHS) application to expand Medicaid coverage for individuals impacted by lead exposure in the Flint water system through February 28, 2021. Through the demonstration, entitled "Flint Michigan Section 1115 Demonstration" and the associated state plan amendments, State Medicaid eligibility expanded to low-income children and pregnant women who were served by the Flint water system during a specified period of time and who would not otherwise be eligible for Medicaid. This population consists of children in households with incomes from 212 percent of the federal poverty level (FPL) up to and including 400 percent of the FPL and pregnant women in households with incomes from 195 percent up to and including 400 percent of the FPL.

The demonstration population receives care primarily through Medicaid managed care plans and receives all state plan benefits including, for children, Early and Periodic Screening, Diagnostic and Treatment (EPSDT). Individuals receiving benefits under the demonstration are exempt from cost sharing and premiums. Targeted Case Management and home lead investigation services are available to children and pregnant women served by the Flint water system during the defined period who have been determined eligible for Medicaid. The provision of specialized services is limited to certain providers as allowable under the approved demonstration.

Enrollment and Benefits Information

Enrollment into the Flint Medicaid waiver program began May 9, 2016. Beneficiaries already eligible for Medicaid were contacted by mail with information on expanded services provided by the waiver. Potential enrollees can apply for the program via the MDHHS website, by calling a toll-free number or by visiting any MDHHS County office or an area navigator site. Healthcare coverage and application information for people impacted by the Flint water system can be found on the MDHHS website.¹

Demonstration enrollment activity is detailed in this section of the report. For reporting purposes, the Children enrollment group is defined as demonstration enrollees under the age of 21. Pregnant women are identified using pregnancy indicators in the MDHHS data warehouse. To avoid duplication, pregnant women are excluded from the Children enrollment group. The following table shows enrollment in the demonstration by month.

Table 1: Flint Demonstration Enrollment by Month			
Enrollment Group	April 2023	May 2023	June 2023
Pregnant Women	305	307	316
Children	26,402	26,425	26,407
Total	26,707	26,732	26,723

¹ <http://www.michigan.gov/mdhhs/0,5885,7-339-71547-384168--,00.html>

Table 2 displays Flint demonstration new enrollment by month. This includes individuals who may have previously been enrolled in other Medicaid programs but are new to the Flint demonstration.

Table 2: Flint Demonstration New Enrollment by Month				
Enrollment Group	April 2023	May 2023	June 2023	Total
Pregnant Women	21	32	28	81
Children	87	99	99	285
Total	108	131	127	366

Table 3 shows Flint demonstration re-enrollments by month. Re-enrollments include individuals who have disenrolled and re-enrolled in the Flint demonstration. Individuals under the re-enrollment category also include individuals that may have previously been enrolled in other Medicaid programs.

Table 3: Flint Demonstration Re-Enrollment by Month				
Enrollment Group	April 2023	May 2023	June 2023	Total
Pregnant Women	11	14	18	43
Children	91	124	86	301
Total	102	138	104	344

Table 4 contains Flint demonstration disenrollment by month. Disenrollment for a reporting month contains individuals with program enrollment in the prior reporting month that do not have program enrollment for the current reporting month. For example, individuals defined as disenrolled in May 2023 were enrolled in the demonstration in April 2023 but were not enrolled in May 2023. Demonstration disenrollment is often the result of failure to timely return redetermination paperwork and transferring to another Medicaid program.

Table 4: Flint Demonstration Disenrollment by Month				
Enrollment Group	April 2023	May 2023	June 2023	Total
Pregnant Women	67	44	37	148
Children	199	200	203	602
Total	266	244	240	750

Additional demonstration disenrollment reports by month have been included as attachments. Enrollment maps depicting the geographic distribution of demonstration enrollees for the quarter have also been included as attachments to this report. The attached reports will not necessarily align numerically with the figures reported in the quarterly report tables due to differences in the timing of data retrieval and specifications.

MDHHS monitors the Flint demonstration population's usage of Medicaid benefits to assure access to care. The following access to care metrics utilizes the same enrollment group definitions for children and pregnant women as described for tables 1 – 3. It should be noted that the Children Under 6 category below is a subgroup of the Children category.

The following table lists the cumulative, unduplicated count of Flint demonstration enrollees since the waiver begin date of May 9, 2016 through the end of the reporting quarter, June 30,

2023. The table displays the total number of those enrolled with a visit to a provider with a primary care associated specialty. This includes practitioners with a specialty of family medicine, general medicine, internal medicine, or pediatrics. This metric includes any procedure rendered by a primary care provider (PCP).

Table 5: Cumulative Flint Demonstration PCP Utilization			
May 2016 – June 2023			
Enrollment Group	Cumulative Enrollment	Cumulative Count of Enrollees with PCP Visit(s)	Cumulative Percentage of Enrollees with PCP Visit(s)
Children	44,969	42,290	94%
Children Under 6	18,496	17,990	97%
Pregnant Women	5,448	5,219	96%
Total	50,417	47,509	94%

Table 6 indicates the monthly count of PCP visits for the reporting quarter's Flint demonstration population.

Table 6: Monthly Flint Demonstration PCP Visits				
Enrollment Group	April 2023	May 2023	June 2023	Total
Children	12,161	12,875	10,203	35,239
Pregnant Women	140	148	96	384
Total	12,301	13,023	10,299	35,623

Targeted Case Management services are provided by Genesee Health System and include the following assistance:

- Comprehensive assessment and periodic reassessment of individual needs;
- Development of a specific care plan;
- Referrals and related activities to help obtain needed services;
- Monitoring and follow-up activities.

The following table includes Targeted Case Management service activity as provided by Genesee Health System. Individuals counted as those with ongoing services are defined as individuals receiving a Targeted Case Management-related service other than assessment during the month, including unbilled face-to-face and phone contacts.

Table 7: Genesee Health System Targeted Case Management Activity		
Month	Count of Assessments	Count of Enrollees with Ongoing Targeted Case Management
April 2023	0	0
May 2023	2	0
June 2023	2	0
Cumulative Total	827	1,319

Outreach/Innovation Activities to Assure Access

MDHHS and community partners work together to coordinate and implement outreach for those affected by the Flint water system. Activities have included press conferences, public service announcements, community events, advertisements on radio and television, social media posts, and letters to providers and potential enrollees. The public can access waiver specific information, including weekly enrollment reports, on the department's website.² A variety of expenditure data and resources for Flint families are available on the State's Flint water website.³ MDHHS has prominently displayed the link to the Flint water website on the MDHHS homepage.⁴

Operational and Policy Development

MDHHS regularly meets with Medicaid Health Plans and provider groups to address operational issues, programmatic issues, and policy updates and clarifications. Additionally, MDHHS provides updates to the Medical Care Advisory Council (MCAC) at regularly scheduled quarterly meetings. Enrollment in the Flint demonstration remains stable and the demonstration population continues to consistently access services.

Consumer Issues

MDHHS utilizes the Beneficiary Helpline as a central point of contact for members to ask questions, report complaints and resolve issues. Information on beneficiary complaints and health plan grievances and appeals are currently collected for other Medicaid programs. In the following table, MDHHS has refined existing reporting mechanisms to measure Flint demonstration member telephone contacts with the department.

Table 8: Flint Demonstration Customer Service Requests	
April 2023 – June 2023	
Category	Number of Contacts
Obtaining Prescription	6
Flint Attested	5
COVID Medicaid Reopen	3
Other	3
Enrollment/Eligibility Not Recognized	2
Enrollment Issues	2
Total	21

² <http://www.michigan.gov/mdhhs/0,5885,7-339-71547-376862--,00.html>

³ <http://www.michigan.gov/flintwater>

⁴ <http://www.michigan.gov/mdhhs/>

Demonstration Evaluation

MDHHS has commissioned the Michigan State University Institute for Health Policy (MSU-IHP) to serve as the Flint demonstration independent evaluator. MSU-IHP will conduct demonstration evaluation activities in three domains.

This quarter's administrative actions included ongoing workgroup meetings to monitor activities and produce deliverables. The full workgroup met bi-weekly to discuss activities related to evaluation operations and analytics as well as the 2023 (Demonstration 2, Wave 1) Enrollee Survey design and implementation. MSU-IHP met with MDHHS to discuss project progress and address questions related to Flint Medicaid Expansion (FME) Waiver operations.

Review of Domain Hypotheses and Planned Analyses:

Domain I: Access to Services

Domain I will examine the hypothesis that demonstration enrollees will access services to identify and address physical or behavioral health issues associated with lead exposure at a rate higher than others with similar levels of lead exposure. This quarter, MSU-IHP compared enrollee survey questions related to accessing TCM, physical health, and behavioral health services against the Domain I Hypotheses, to ensure all evaluation plans for Domain I were met. Additionally, MSU-IHP reviewed Domain I Hypotheses and updated eligibility, enrollment, and utilization data warehouse queries to reflect criteria associated with Domain I hypotheses. MSU-IHP composed a list of developmental ICD-10 codes to identify enrollees' rates of accessing developmental screenings.

Domain II: Expand Medicaid Eligibility

Domain II will assess if demonstration enrollees who access Targeted Case Management services will access needed medical, social, educational, and other services at a rate higher than others with similar levels of lead exposure. This quarter, MSU-IHP compared Domain II Hypotheses to enrollee survey questions related to health care knowledge and coverage, to ensure all evaluation plans were met. Domain II Hypotheses were reviewed to prepare questions related to FME Waiver eligibility and processes for community partner focus groups. Additionally, MSU-IHP designed and submitted the community focus group discussion guide and invitee list to MDHHS for review and feedback.

Domain III: Improved Health Outcomes

Domain III will evaluate the hypothesis that demonstration enrollees will have improved health outcomes compared to others with similar levels of lead exposure. This quarter, MSU-IHP compared Domain III Hypotheses to enrollee survey questions related to self-reported health and education outcomes, to ensure all evaluation plans were met. Additionally, Domain III Hypotheses were reviewed and updated health outcomes and utilization data warehouse queries accordingly to reflect criteria associated with Domain III hypotheses. MSU-IHP researched diagnostic reporting options that would be available through administrative health

care data to identify educational measures in lieu of FERPA protected individual level education data.

Additional domain-led activities as reported by MSU-IHP are as follows:

Domain I & Domain III:

- Enrollment, utilization, census tract, lead screening, and MCIR data for SFY22 (10/01/2021 – 09/30/2022) pulled for Genesee County, FME enrollees, and for control counties (Calhoun, Muskegon, and Saginaw).
- Historical (05/01/2013 – 09/30/2021) enrollment, utilization, census tract, lead screening, and MCIR data, related to Domains I and II, pulled for new comparison counties (Muskegon and Calhoun).
- Compared the 2022 HEDIS technical specifications with the 2023 HEDIS technical specifications to identify coding variations for targeted outcome measures related to Domains I and II.

Domain I, Domain II & Domain III:

- Updated and submitted drafts of the 2023 adult and child enrollee surveys and cover letters to MDHHS for review and feedback.
- Implemented a Spanish version of the 2023 adult and child enrollee surveys and cover letters and submitted these to MDHHS.
- Selected survey sample and acquired contact information to disseminate 2023 adult and child enrollee surveys and cover letters.

Enclosures/Attachments

1. April 2023 Flint Demonstration Disenrollment Report (CM-100)
2. May 2023 Flint Demonstration Disenrollment Report (CM-100)
3. June 2023 Flint Demonstration Disenrollment Report (CM-100)
4. Quarterly Geographic Distribution Enrollment Map: Pregnant Women
5. Quarterly Geographic Distribution Enrollment Map: Children
6. Quarterly Geographic Distribution Enrollment Map: Children Under 6

State Contacts

If there are any questions about the contents of this report, please contact one of the following people listed below.

Jacqueline Coleman, Waiver Specialist

Email: colemanj@michigan.gov

Phone: (517) 284-119

Carly Todd, Specialist

Email: toddc1@michigan.gov

Phone: (517) 284-1196

Paul Abid, Interim Section Manager

Email: abidp@michigan.gov

Phone: (517) 284-1193

Keith White, Division Director

Email: WhiteK33@michigan.gov

Actuarial Division

Bureau of Medicaid Operations and Actuarial Services

BPHASA, MDHHS, P.O. Box 30479

Lansing, MI 48909-7979

Fax: (517) 241-5112

Date Submitted to CMS

August 24, 2023

State of Michigan
Department of Health and Human Services
Medicaid Waiver Monthly CMS report

Report ID: CM-100
Report Period: 04/01/2023

Run Date: 07/06/2023
Run Time: 8:29:26AM

1. Monthly count of disenrollment because of transfer to another eligibility group:	118
---	-----

2. Monthly count of disenrollment other than transfer to another Medicaid group:	59
--	----

3. Monthly count of beneficiaries due for renewal:	1850
4. Number of beneficiaries due for renewal who did not renew:	1850
5. Number of beneficiaries due for renewal who lost eligibility:	0

6. Enrollment continuity in weeks for all individuals enrolled during the reporting month:
--

05/07/2016	Thru	03/31/2023	Count:	78,128
04/01/2023	Thru	04/01/2023	Count:	86
04/02/2023	Thru	04/08/2023	Count:	30
04/09/2023	Thru	04/15/2023	Count:	27
04/16/2023	Thru	04/22/2023	Count:	27
04/23/2023	Thru	04/29/2023	Count:	31
04/30/2023	Thru	04/30/2023	Count:	1

***** END OF THE REPORT *****

State of Michigan
Department of Health and Human Services
Medicaid Waiver Monthly CMS report

Report ID: CM-100
Report Period: 05/01/2023

Run Date: 07/06/2023
Run Time: 8:31:52AM

1. Monthly count of disenrollment because of transfer to another eligibility group:	117
---	-----

2. Monthly count of disenrollment other than transfer to another Medicaid group:	71
--	----

3. Monthly count of beneficiaries due for renewal:	1944
4. Number of beneficiaries due for renewal who did not renew:	1944
5. Number of beneficiaries due for renewal who lost eligibility:	1

6. Enrollment continuity in weeks for all individuals enrolled during the reporting month:					
--	--	--	--	--	--

05/07/2016	Thru	04/30/2023	Count:		78,330
05/01/2023	Thru	05/06/2023	Count:		124
05/07/2023	Thru	05/13/2023	Count:		27
05/14/2023	Thru	05/20/2023	Count:		43
05/21/2023	Thru	05/27/2023	Count:		42
05/28/2023	Thru	05/31/2023	Count:		15

***** END OF THE REPORT *****

State of Michigan
Department of Health and Human Services
Medicaid Waiver Monthly CMS report

Report ID: CM-100
Report Period: 06/01/2023

Run Date: 07/06/2023
Run Time: 8:33:48AM

1. Monthly count of disenrollment because of transfer to another eligibility group:	103
---	-----

2. Monthly count of disenrollment other than transfer to another Medicaid group:	78
--	----

3. Monthly count of beneficiaries due for renewal:	1356
4. Number of beneficiaries due for renewal who did not renew:	1177
5. Number of beneficiaries due for renewal who lost eligibility:	1

6. Enrollment continuity in weeks for all individuals enrolled during the reporting month:					
--	--	--	--	--	--

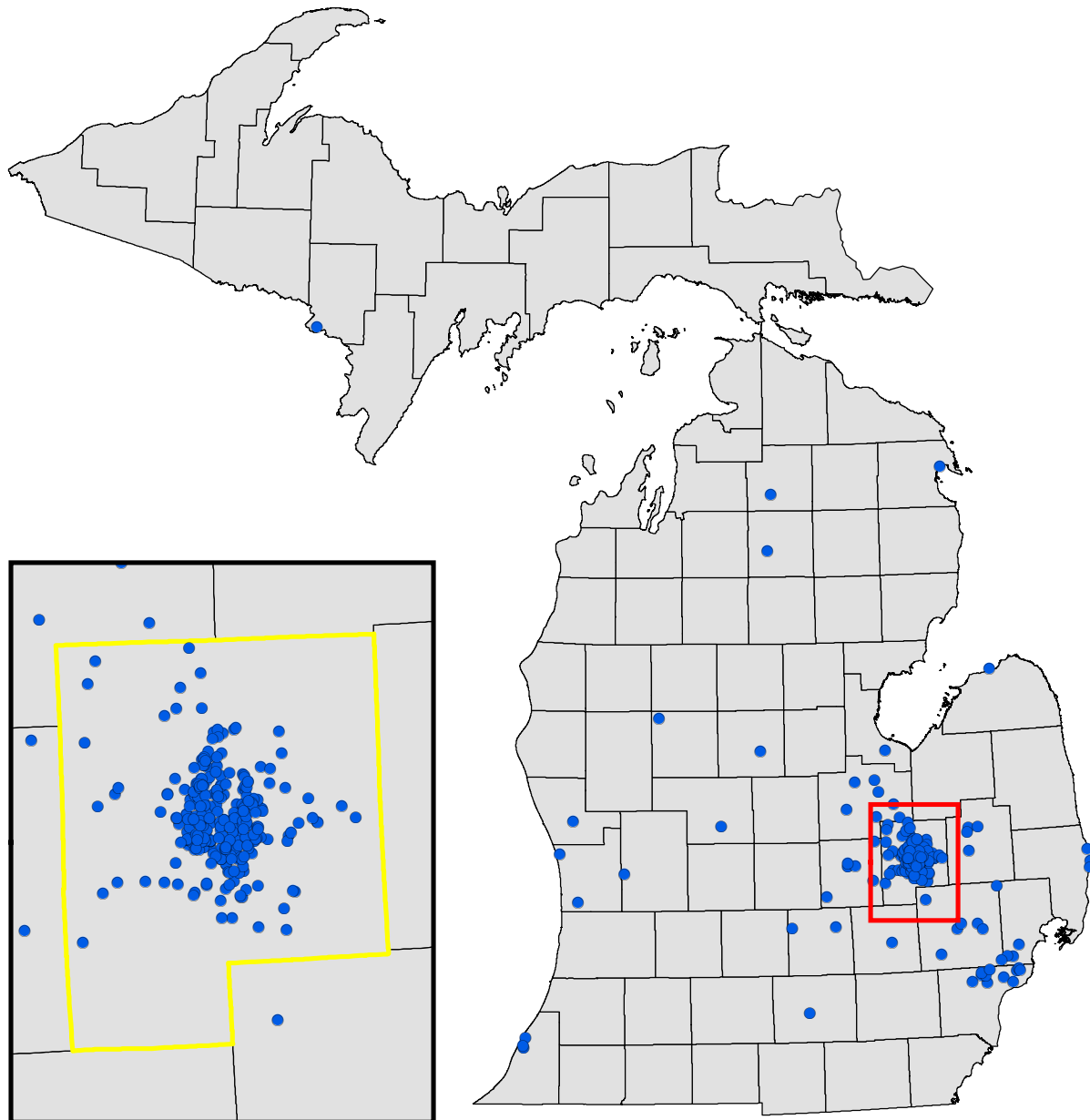
05/07/2016	Thru	05/31/2023	Count:	78,581
06/01/2023	Thru	06/03/2023	Count:	98
06/04/2023	Thru	06/10/2023	Count:	42
06/11/2023	Thru	06/17/2023	Count:	44
06/18/2023	Thru	06/24/2023	Count:	54
06/25/2023	Thru	06/30/2023	Count:	47

***** END OF THE REPORT *****

Flint Demonstration Waiver Enrollees

Pregnant
April - June 2023

Genesee: 318
All Other Counties: 73



Source: MDHHS Data Warehouse
Retrieved on August 10, 2023

MDHHS - Actuarial Division
August 10, 2023

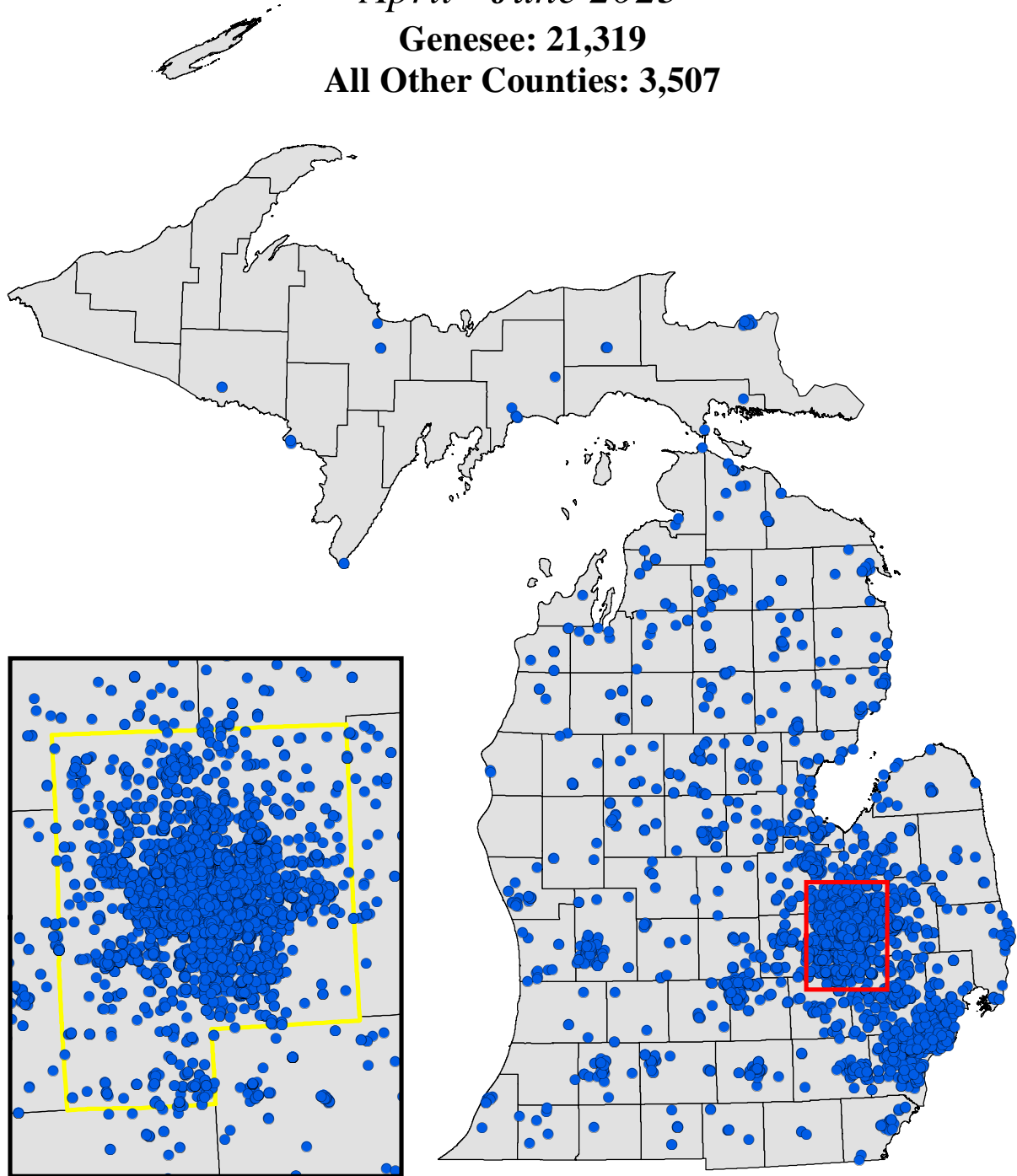
Flint Demonstration Waiver Enrollees

0-20 Years Old

April - June 2023

Genesee: 21,319

All Other Counties: 3,507



Source: MDHHS Data Warehouse
Retrieved on August 10, 2023

MDHHS - Actuarial Division
August 10, 2023

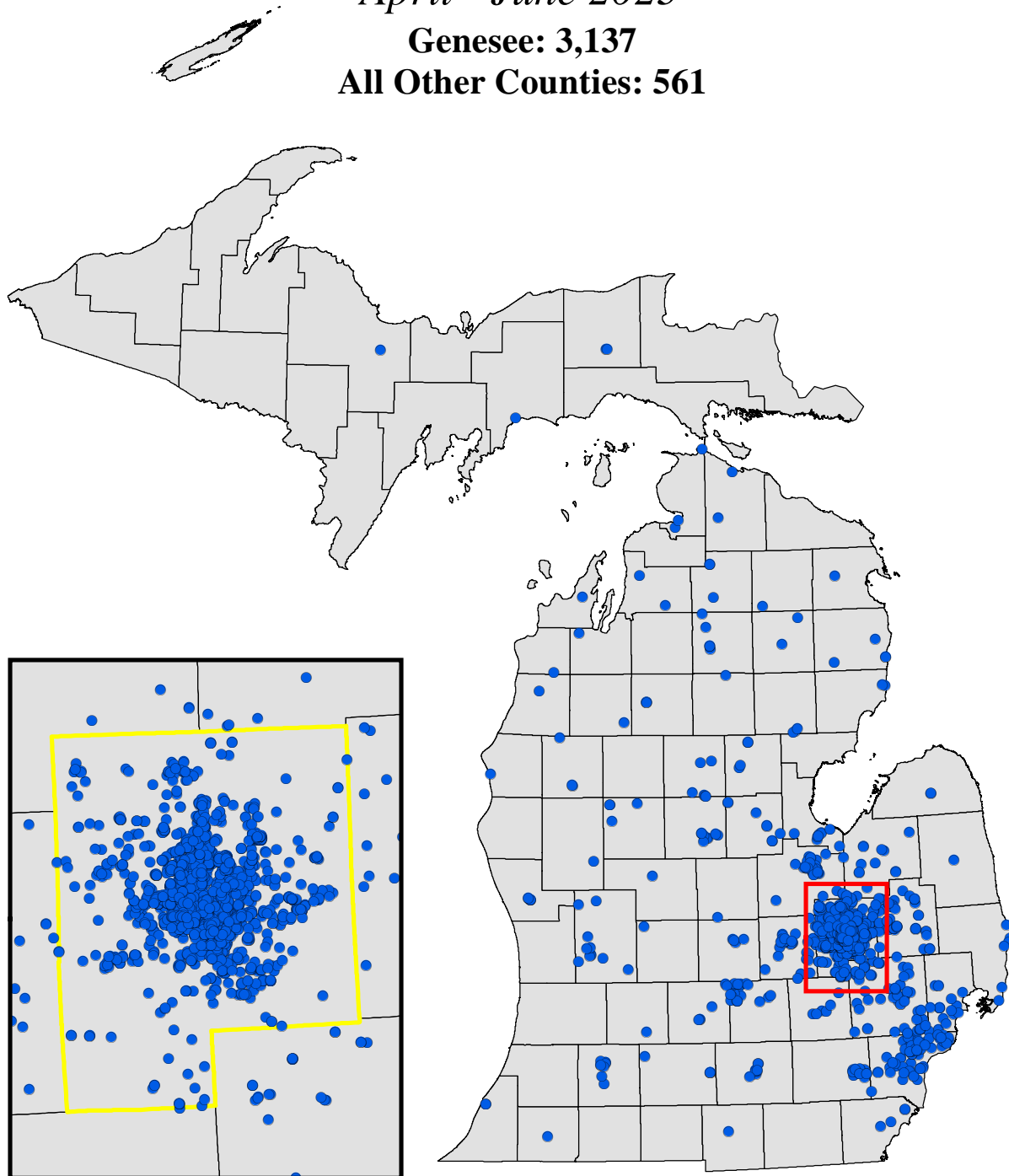
Flint Demonstration Waiver Enrollees

0-5 Years Old

April - June 2023

Genesee: 3,137

All Other Counties: 561



*Source: MDHHS Data Warehouse
Retrieved on August 10, 2023*

*MDHHS - Actuarial Division
August 10, 2023*