



STATE OF MICHIGAN

DEPARTMENT OF HEALTH AND HUMAN SERVICES

LANSING

GRETCHEN WHITMER
GOVERNOR

ELIZABETH HERTEL
DIRECTOR

September 12, 2022

Keri Toback
Division of Program Operations – East Branch
Medicaid & CHIP Operations Group
Centers for Medicare & Medicaid Services
233 North Michigan Avenue, Suite 600
Chicago, Illinois 60601-5519

Dear Ms. Toback,

Re: Project Number 11-W-00302/5 – Flint Michigan Section 1115 Demonstration

Enclosed is the quarterly report for the Flint Michigan Section 1115 Demonstration. It covers the third quarter of demonstration year 6. The report provides operational information, program enrollment, and policy changes related to the waiver as specified in the Special Terms and Conditions.

Should you have any questions related to the information contained in this report, please contact Jacqueline Coleman. She may be reached by e-mail at colemanj@michigan.gov.

Sincerely,

Keith White, Director
Actuarial Division

cc: Angela Garner
Nicole McKnight

Enclosure (7)

Flint Michigan Section 1115 Demonstration Quarterly Report

Demonstration Year: 6 (09/15/2021 – 09/30/2022)
Quarter: 3 (04/01/2022 – 06/30/2022)

Table of Contents

Introduction.....	3
Enrollment and Benefits Information	3
Table 1: Flint Demonstration Enrollment by Month	3
Table 2: Flint Demonstration New Enrollment by Month	4
Table 3: Flint Demonstration Re-Enrollment by Month.....	4
Table 4: Flint Demonstration Disenrollment by Month.....	4
Table 5: Cumulative Flint Demonstration PCP Utilization.....	5
Table 6: Monthly Flint Demonstration PCP Visits	5
Table 7: Genesee Health System Targeted Case Management Activity	6
Outreach/Innovation Activities to Assure Access	6
Operational and Policy Development	6
Budget Neutrality Monitoring.....	6
Table 8: Flint Demonstration Budget Neutrality Monitoring	7
Consumer Issues.....	7
Table 9: Flint Demonstration Customer Service Requests	7
Demonstration Evaluation	7
Enclosures/Attachments.....	8
State Contacts	9
Date Submitted to CMS.....	10

Introduction

On March 3, 2016, the Centers for Medicare and Medicaid Services (CMS) approved the Michigan Department of Health and Human Services' (MDHHS) application to expand Medicaid coverage for individuals impacted by lead exposure in the Flint water system through February 28, 2021. Through the demonstration, entitled "Flint Michigan Section 1115 Demonstration" and the associated state plan amendments, State Medicaid eligibility expanded to low-income children and pregnant women who were served by the Flint water system during a specified period of time and who would not otherwise be eligible for Medicaid. This population consists of children in households with incomes from 212 percent of the federal poverty level (FPL) up to and including 400 percent of the FPL and pregnant women in households with incomes from 195 percent up to and including 400 percent of the FPL.

The demonstration population receives care primarily through Medicaid managed care plans and receives all state plan benefits including, for children, Early and Periodic Screening, Diagnostic and Treatment (EPSDT). Individuals receiving benefits under the demonstration are exempt from cost sharing and premiums. Targeted Case Management and home lead investigation services are available to children and pregnant women served by the Flint water system during the defined period who have been determined eligible for Medicaid. The provision of specialized services is limited to certain providers as allowable under the approved demonstration.

Enrollment and Benefits Information

Enrollment into the Flint Medicaid waiver program began May 9, 2016. Beneficiaries already eligible for Medicaid were contacted by mail with information on expanded services provided by the waiver. Potential enrollees can apply for the program via the MDHHS website, by calling a toll-free number or by visiting any MDHHS County office or an area navigator site. Healthcare coverage and application information for people impacted by the Flint water system can be found on the MDHHS website.¹

Demonstration enrollment activity is detailed in this section of the report. For reporting purposes, the Children enrollment group is defined as demonstration enrollees under the age of 21. Pregnant women are identified using pregnancy indicators in the MDHHS data warehouse. To avoid duplication, pregnant women are excluded from the Children enrollment group. The following table shows enrollment in the demonstration by month.

Table 1: Flint Demonstration Enrollment by Month			
Enrollment Group	April 2022	May 2022	June 2022
Pregnant Women	337	337	306
Children	25,599	25,478	25,451
Total	25,936	25,815	25,757

¹ <http://www.michigan.gov/mdhhs/0,5885,7-339-71547-384168--,00.html>

Table 2 displays Flint demonstration new enrollment by month. This includes individuals who may have previously been enrolled in other Medicaid programs but are new to the Flint demonstration.

Table 2: Flint Demonstration New Enrollment by Month				
Enrollment Group	April 2022	May 2022	June 2022	Total
Pregnant Women	32	28	28	88
Children	93	85	85	263
Total	125	113	113	351

Table 3 shows Flint demonstration re-enrollments by month. Re-enrollments include individuals who have disenrolled and re-enrolled in the Flint demonstration. Individuals under the re-enrollment category also include individuals that may have previously been enrolled in other Medicaid programs.

Table 3: Flint Demonstration Re-Enrollment by Month				
Enrollment Group	April 2022	May 2022	June 2022	Total
Pregnant Women	17	20	9	46
Children	117	53	108	278
Total	134	73	117	324

Table 4 contains Flint demonstration disenrollment by month. Disenrollment for a reporting month contains individuals with program enrollment in the prior reporting month that do not have program enrollment for the current reporting month. For example, individuals defined as disenrolled in May 2022 were enrolled in the demonstration in April 2022 but were not enrolled in May 2022. Demonstration disenrollment is often the result of failure to timely return redetermination paperwork and transferring to another Medicaid program.

Table 4: Flint Demonstration Disenrollment by Month				
Enrollment Group	April 2022	May 2022	June 2022	Total
Pregnant Women	77	48	68	193
Children	205	259	220	684
Total	282	307	288	877

Additional demonstration disenrollment reports by month have been included as attachments. Enrollment maps depicting the geographic distribution of demonstration enrollees for the quarter have also been included as attachments to this report. The attached reports will not necessarily align numerically with the figures reported in the quarterly report tables due to differences in the timing of data retrieval and specifications.

MDHHS monitors the Flint demonstration population's usage of Medicaid benefits to assure access to care. The following access to care metrics utilizes the same enrollment group definitions for children and pregnant women as described for tables 1 – 3. It should be noted that the Children Under 6 category below is a subgroup of the Children category.

The following table lists the cumulative, unduplicated count of Flint demonstration enrollees since the waiver begin date of May 9, 2016 through the end of the reporting quarter, June 30,

2022. The table displays the total number of those enrolled with a visit to a provider with a primary care associated specialty. This includes practitioners with a specialty of family medicine, general medicine, internal medicine, or pediatrics. This metric includes any procedure rendered by a primary care provider (PCP).

Table 5: Cumulative Flint Demonstration PCP Utilization

May 2016 – June 2022

Enrollment Group	Cumulative Enrollment	Cumulative Count of Enrollees with PCP Visit(s)	Cumulative Percentage of Enrollees with PCP Visit(s)
Children	42,647	39,837	93%
Children Under 6	17,656	17,100	97%
Pregnant Women	5,114	4,885	95%
Total	47,761	44,722	94%

Table 6 indicates the monthly count of PCP visits for the reporting quarter's Flint demonstration population.

Table 6: Monthly Flint Demonstration PCP Visits

Enrollment Group	April 2022	May 2022	June 2022	Total
Children	8,199	7,833	5,255	21,287
Pregnant Women	112	126	85	323
Total	8,311	7,959	5,340	21,610

Targeted Case Management services are provided by Genesee Health System and include the following assistance:

- Comprehensive assessment and periodic reassessment of individual needs;
- Development of a specific care plan;
- Referrals and related activities to help obtain needed services;
- Monitoring and follow-up activities.

The following table includes Targeted Case Management service activity as provided by Genesee Health System. Individuals counted as those with ongoing services are defined as individuals receiving a Targeted Case Management-related service other than assessment during the month, including unbilled face-to-face and phone contacts.

Table 7: Genesee Health System Targeted Case Management Activity		
Month	Count of Assessments	Count of Enrollees with Ongoing Targeted Case Management
April 2022	1	45
May 2022	1	45
June 2022	0	69
Cumulative Total	824	1.294

Outreach/Innovation Activities to Assure Access

MDHHS and community partners work together to coordinate and implement outreach for those affected by the Flint water system. Activities have included press conferences, public service announcements, community events, advertisements on radio and television, social media posts, and letters to providers and potential enrollees. The public can access waiver specific information, including weekly enrollment reports, on the department's website.² A variety of expenditure data and resources for Flint families are available on the State's Flint water website.³ MDHHS has prominently displayed the link to the Flint water website on the MDHHS homepage.⁴

Operational and Policy Development

MDHHS regularly meets with Medicaid Health Plans and provider groups to address operational issues, programmatic issues, and policy updates and clarifications. Additionally, MDHHS provides updates to the Medical Care Advisory Council (MCAC) at regularly scheduled quarterly meetings. Enrollment in the Flint demonstration remains stable and the demonstration population continues to consistently access services.

Budget Neutrality Monitoring

According to the demonstration special terms and conditions, MDHHS is required to report demonstration expenditures subject to budget neutrality. In this demonstration, this is limited to all demonstration medical assistance expenditures for lead investigation with dates of services within the demonstration's approval period. The following budget neutrality table includes expenditures for March 2016 – December 2016.

² <http://www.michigan.gov/mdhhs/0,5885,7-339-71547-376862--,00.html>

³ <http://www.michigan.gov/flintwater>

⁴ <http://www.michigan.gov/mdhhs/>

Table 8: Flint Demonstration Budget Neutrality Monitoring

	DY 1 - PMPM	DY 2 - PMPM	DY 3 - PMPM	DY 4 - PMPM	DY 5 - PMPM
Approved Flint Lead Diagnostics PMPM	\$ 10.49	\$ 10.49	\$ 10.49	\$ 10.49	\$ 10.49
Actual Flint Lead Diagnostics PMPM (YTD)	\$ 0.18	-	-	-	-
Total Flint Lead Diagnostics Expenditures (YTD)	\$ 29,940.00	-	-	-	-
Total Flint Demonstration Member Months (YTD)	168,304	-	-	-	-

As of January 1, 2017, Michigan's approved Children's Health Insurance Program (CHIP) Health Services Initiative (HSI) provides funding for lead abatement in the impacted areas of Flint, Michigan. As a result, expenditures subject to budget neutrality in the Flint Demonstration are limited to calendar year 2016. Lead abatement expenditures after 2016, including those associated with environmental diagnostic testing, are reported per CHIP HSI regulatory requirements.

Consumer Issues

MDHHS utilizes the Beneficiary Helpline as a central point of contact for members to ask questions, report complaints and resolve issues. Information on beneficiary complaints and health plan grievances and appeals are currently collected for other Medicaid programs. In the following table, MDHHS has refined existing reporting mechanisms to measure Flint demonstration member telephone contacts with the department.

Table 9: Flint Demonstration Customer Service Requests**April 2022 – June 2022**

Category	Number of Contacts
Obtaining Prescription	7
COVID Medicaid Reopen	3
Other	4
Flint Attested	3
Total	17

Demonstration Evaluation

MDHHS has commissioned the Michigan State University Institute for Health Policy (MSU-IHP) to serve as the Flint demonstration independent evaluator. MSU-IHP will conduct demonstration evaluation activities in four domains over a four-year evaluation period. The four domains are as follows:

- I. Access to Services
- II. Access to Targeted Case Management
- III. Improved Health Outcomes
- IV. Lead Hazard Investigation

This quarter's administrative activities included ongoing workgroup meetings to monitor activities and produce deliverables. MSU-IHP continues to meet with MDHHS to discuss project progress. Enrollee Survey Wave IV and Administrative claims data management and analyses are in progress. It was decided to include the final five months of data (May 2021 – September 2021) into the preceding timeframe rather than report separately. MSU-IHP developed and implemented a workplan for the 1st Demonstration Period Final Report. Additionally, the Key Informant Interview Report was prepared as part of the Final Report. In preparation for the first Demonstration Period Final Report, Domain 1-4 activities were targeted towards data analyses.

Domain I: Access to Services

Domain I will examine the hypothesis that demonstration enrollees will access services to identify and address physical or behavioral health issues associated with lead exposure at a rate higher than others with similar levels of lead exposure. This quarter, all relevant Domain 1 survey data through Wave 4 administrative data analysis is in progress for first Demonstration Period Final Report.

Domain II: Access to Targeted Case Management

Domain II will assess if demonstration enrollees who access Targeted Case Management services will access needed medical, social, educational, and other services at a rate higher than others with similar levels of lead exposure. This quarter, all relevant Domain 2 survey data through Wave 4 data analysis is in progress for first Demonstration Period Final Report. MSU-IHP prepared Key Informant Interview Report as part of the Final Report.

Domain III: Improved Health Outcomes

Domain III will evaluate the hypothesis that demonstration enrollees will have improved health outcomes compared to others with similar levels of lead exposure. This quarter, all relevant Domain 3 survey data through Wave 4 data analysis is in progress for first Demonstration Period Final Report.

Domain IV: Lead Hazard Investigation

Domain IV will examine if the lead hazard investigation program reduces estimated expected ongoing or re-exposure to lead hazards in the absence of this program. This quarter, all relevant Domain 4 survey data through Wave 4 was merged and is being analyzed.

Enclosures/Attachments

1. April 2022 Flint Demonstration Disenrollment Report (CM-100)
2. May 2022 Flint Demonstration Disenrollment Report (CM-100)
3. June 2022 Flint Demonstration Disenrollment Report (CM-100)

4. Quarterly Geographic Distribution Enrollment Map: Pregnant Women
5. Quarterly Geographic Distribution Enrollment Map: Children
6. Quarterly Geographic Distribution Enrollment Map: Children Under 6

State Contacts

If there are any questions about the contents of this report, please contact one of the following people listed below.

Jacqueline Coleman, Waiver Specialist

Email: colemanj@michigan.gov

Phone: (517) 284-119

Carly Todd, Specialist

Email: toddc1@michigan.gov

Phone: (517) 284-1196

Andrew Schalk, Section Manager

Email: schalka@michigan.gov

Phone: (517) 284-1195

Keith White, Division Director

Email: WhiteK33@michigan.gov

Actuarial Division

Bureau of Medicaid Operations and Actuarial Services

BPHASA, MDHHS, P.O. Box 30479

Lansing, MI 48909-7979

Fax: (517) 241-5112

Date Submitted to CMS

September 12, 2022

State of Michigan
Department of Health and Human Services
Medicaid Waiver Monthly CMS report

Report ID: CM-100
Report Period: 04/01/2022

Run Date: 08/04/2022
Run Time: 8:41:24AM

1. Monthly count of disenrollment because of transfer to another eligibility group:	136
---	-----

2. Monthly count of disenrollment other than transfer to another Medicaid group:	73
--	----

3. Monthly count of beneficiaries due for renewal:	648
4. Number of beneficiaries due for renewal who did not renew:	648
5. Number of beneficiaries due for renewal who lost eligibility:	1

6. Enrollment continuity in weeks for all individuals enrolled during the reporting month:
--

05/07/2016	Thru	03/31/2022	Count:	75,420
04/01/2022	Thru	04/02/2022	Count:	83
04/03/2022	Thru	04/09/2022	Count:	30
04/10/2022	Thru	04/16/2022	Count:	25
04/17/2022	Thru	04/23/2022	Count:	30
04/24/2022	Thru	04/30/2022	Count:	47

***** END OF THE REPORT *****

State of Michigan
Department of Health and Human Services
Medicaid Waiver Monthly CMS report

Report ID: CM-100
Report Period: 05/01/2022

Run Date: 08/04/2022
Run Time: 8:49:12AM

1. Monthly count of disenrollment because of transfer to another eligibility group:	113
---	-----

2. Monthly count of disenrollment other than transfer to another Medicaid group:	41
--	----

3. Monthly count of beneficiaries due for renewal:	713
4. Number of beneficiaries due for renewal who did not renew:	713
5. Number of beneficiaries due for renewal who lost eligibility:	0

6. Enrollment continuity in weeks for all individuals enrolled during the reporting month:					
--	--	--	--	--	--

05/07/2016	Thru	04/30/2022	Count:		75,635
05/01/2022	Thru	05/07/2022	Count:		141
05/08/2022	Thru	05/14/2022	Count:		41
05/15/2022	Thru	05/21/2022	Count:		28
05/22/2022	Thru	05/28/2022	Count:		35
05/29/2022	Thru	05/31/2022	Count:		18

***** END OF THE REPORT *****

State of Michigan
Department of Health and Human Services
Medicaid Waiver Monthly CMS report

Report ID: CM-100
Report Period: 06/01/2022

Run Date: 08/04/2022
Run Time: 8:59:26AM

1. Monthly count of disenrollment because of transfer to another eligibility group:	139
---	-----

2. Monthly count of disenrollment other than transfer to another Medicaid group:	42
--	----

3. Monthly count of beneficiaries due for renewal:	769
4. Number of beneficiaries due for renewal who did not renew:	765
5. Number of beneficiaries due for renewal who lost eligibility:	1

6. Enrollment continuity in weeks for all individuals enrolled during the reporting month:					
--	--	--	--	--	--

05/07/2016	Thru	05/31/2022	Count:		75,898
06/01/2022	Thru	06/04/2022	Count:		96
06/05/2022	Thru	06/11/2022	Count:		29
06/12/2022	Thru	06/18/2022	Count:		35
06/19/2022	Thru	06/25/2022	Count:		29
06/26/2022	Thru	06/30/2022	Count:		33

***** END OF THE REPORT *****

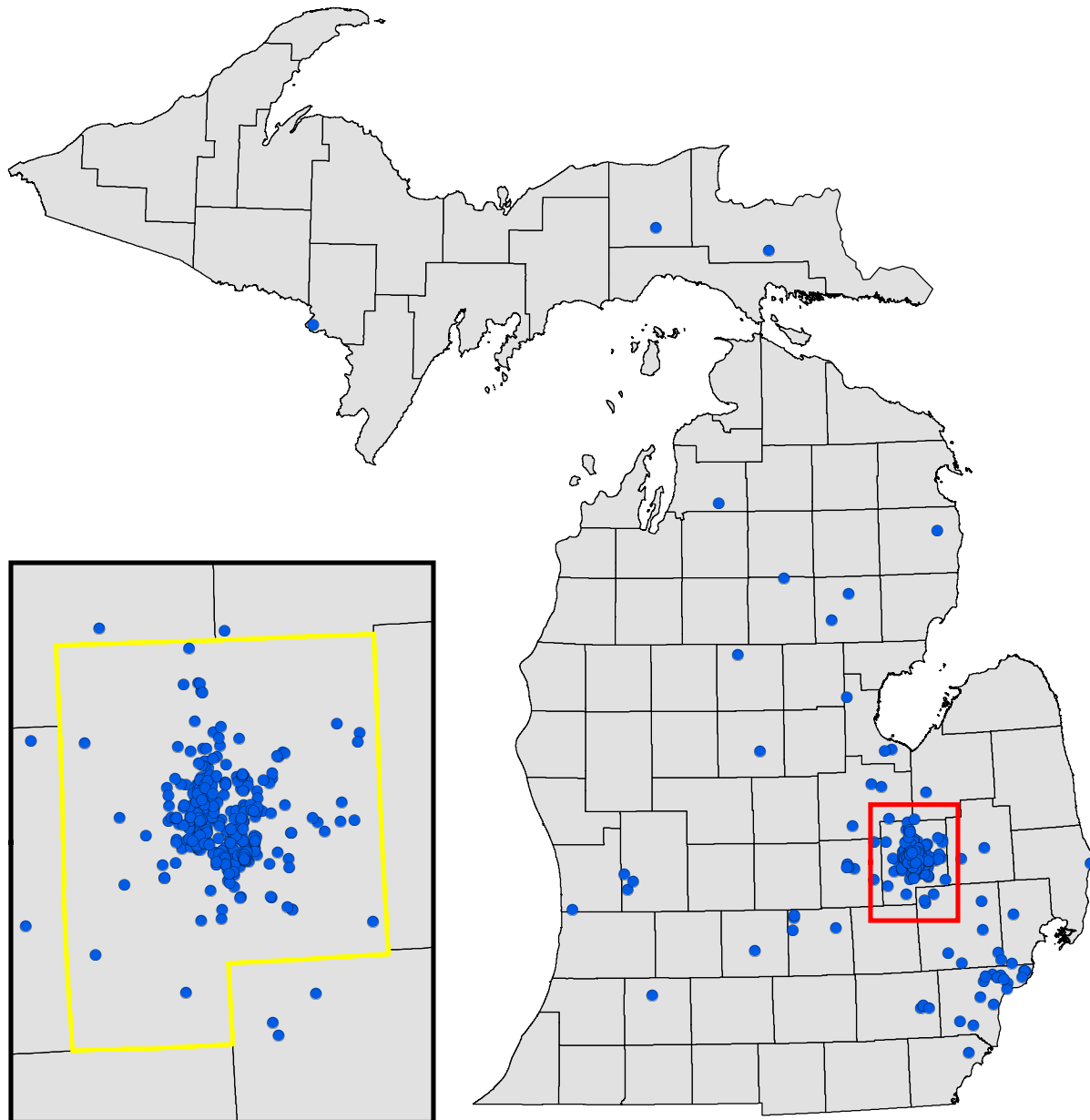
Flint Demonstration Waiver Enrollees

Pregnant

April - June 2022

Genesee: 330

All Other Counties: 82



Source: MDHHS Data Warehouse
Retrieved on August 15, 2022

MDHHS - Actuarial Division
August 15, 2022

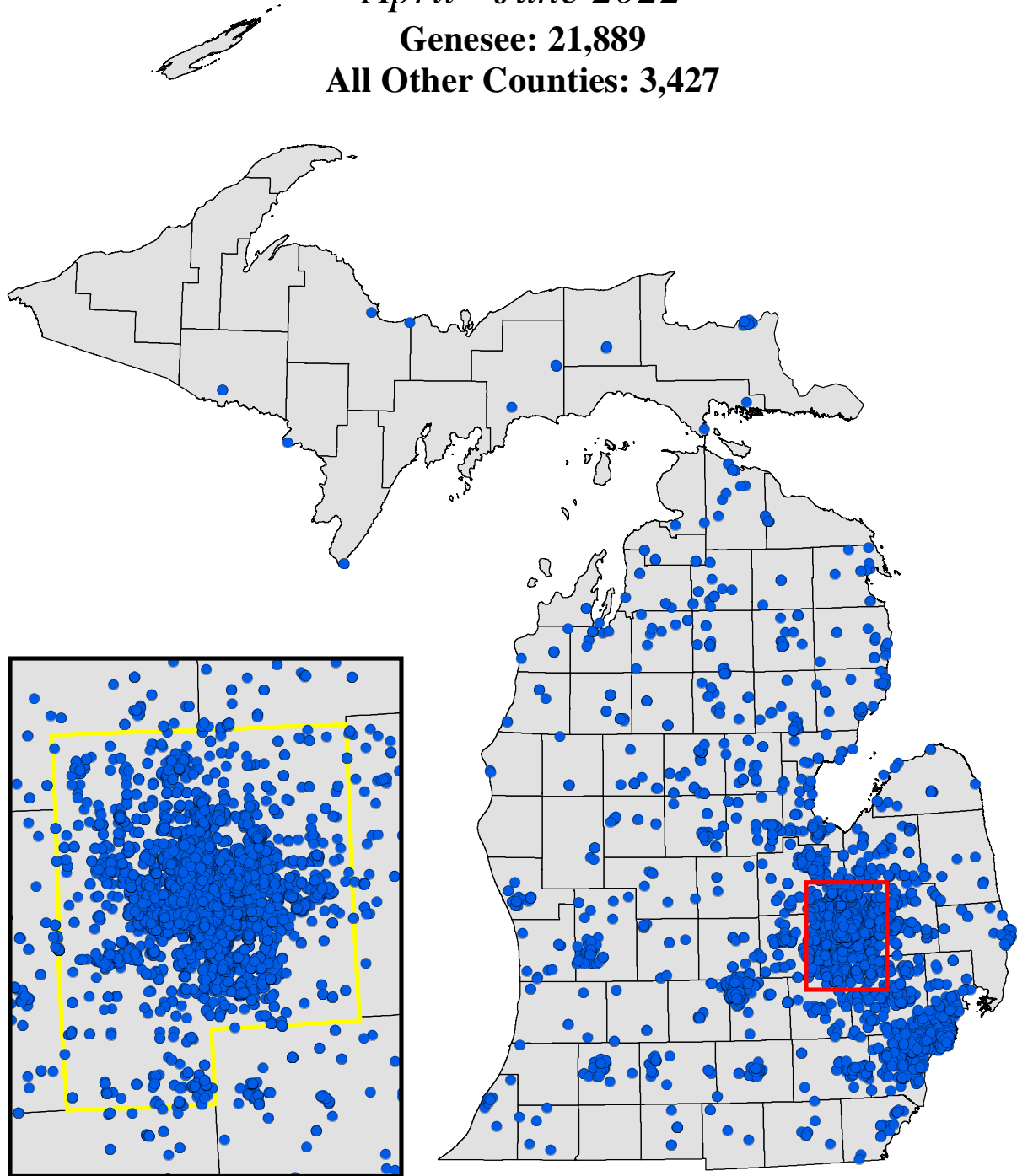
Flint Demonstration Waiver Enrollees

0-20 Years Old

April - June 2022

Genesee: 21,889

All Other Counties: 3,427



Source: MDHHS Data Warehouse
Retrieved on August 15, 2022

MDHHS - Actuarial Division
August 15, 2022

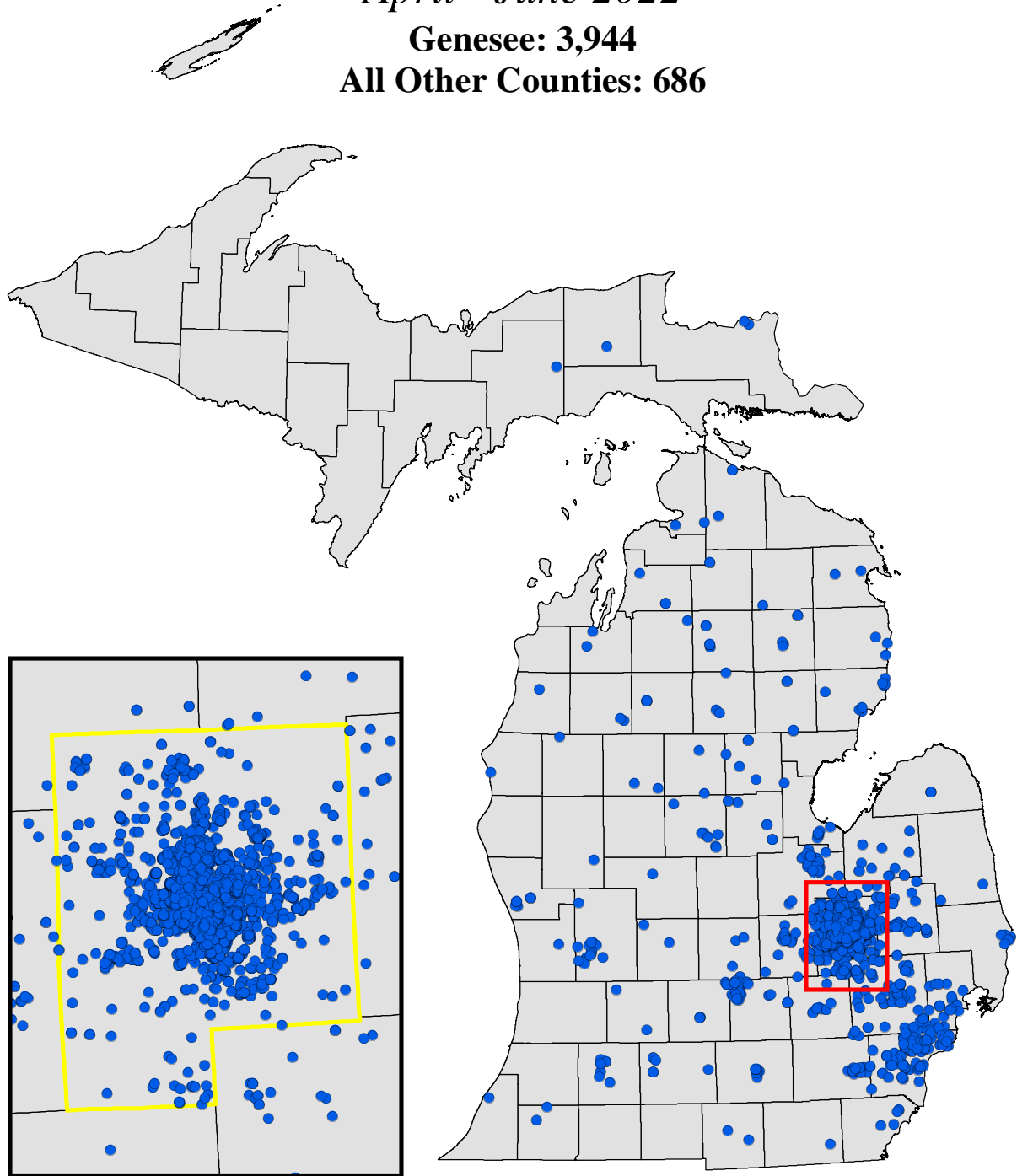
Flint Demonstration Waiver Enrollees

0-5 Years Old

April - June 2022

Genesee: 3,944

All Other Counties: 686



Source: MDHHS Data Warehouse
Retrieved on August 15, 2022

MDHHS - Actuarial Division
August 15, 2022