



STATE OF MICHIGAN  
DEPARTMENT OF HEALTH AND HUMAN SERVICES  
LANSING

GRETCHEN WHITMER  
GOVERNOR

ELIZABETH HERTEL  
DIRECTOR

March 6, 2025

Christine Davidson  
Division of Program Operations – East Branch  
Medicaid & CHIP Operations Group  
Centers for Medicare & Medicaid Services  
233 North Michigan Avenue, Suite 600  
Chicago, Illinois 60601-5519

Dear Ms. Davidson,

Re: Project Number 11-W-00302/5 – Flint Michigan Section 1115 Demonstration

Enclosed is the quarterly report for the Flint Michigan Section 1115 Demonstration. It covers the first quarter of demonstration year 9. The report provides operational information, program enrollment, and policy changes related to the waiver as specified in the Special Terms and Conditions.

Should you have any questions related to the information contained in this report, please contact Jacqueline Coleman. She may be reached by e-mail at [colemanj@michigan.gov](mailto:colemanj@michigan.gov).

Sincerely,

A handwritten signature in black ink that reads "KE White".

Keith White, Director  
Actuarial Division

cc: Keri Toback  
Stephen Esquivel-Pickett  
Kamia Rathore  
April Wiley  
SiQing Xu

Enclosure (7)

Flint Michigan Section 1115 Demonstration  
Quarterly Report

Demonstration Year: 9 (10/01/2024 – 09/30/2025)  
Quarter: 1 (10/01/2024 – 12/31/2024)

# Table of Contents

Introduction ..... 3

Enrollment and Benefits Information ..... 3

    Table 1: Flint Demonstration Enrollment by Month ..... 3

    Table 2: Flint Demonstration New Enrollment by Month ..... 4

    Table 3: Flint Demonstration Re-Enrollment by Month..... 4

    Table 4: Flint Demonstration Disenrollment by Month..... 4

    Table 5: Cumulative Flint Demonstration PCP Utilization ..... 5

    Table 6: Monthly Flint Demonstration PCP Visits..... 5

    Table 7: Genesee Health System Targeted Case Management Activity ..... 5

Outreach/Innovation Activities to Assure Access..... 6

Operational and Policy Development ..... 6

Consumer Issues ..... 6

    Table 8: Flint Demonstration Customer Service Requests..... 6

Demonstration Evaluation ..... 7

Enclosures/Attachments ..... 9

State Contacts ..... 9

Date Submitted to CMS ..... 10

## Introduction

On March 3, 2016, the Centers for Medicare and Medicaid Services (CMS) approved the Michigan Department of Health and Human Services' (MDHHS) application to expand Medicaid coverage for individuals impacted by lead exposure in the Flint water system through February 28, 2021. Through the demonstration, entitled "Flint Michigan Section 1115 Demonstration" and the associated state plan amendments, State Medicaid eligibility expanded to low-income children and pregnant women who were served by the Flint water system during a specified period of time and who would not otherwise be eligible for Medicaid. This population consists of children in households with incomes from 212 percent of the federal poverty level (FPL) up to and including 400 percent of the FPL and pregnant women in households with incomes from 195 percent up to and including 400 percent of the FPL.

The demonstration population receives care primarily through Medicaid managed care plans and receives all state plan benefits including, for children, Early and Periodic Screening, Diagnostic and Treatment (EPSDT). Individuals receiving benefits under the demonstration are exempt from cost sharing and premiums. Targeted Case Management and home lead investigation services are available to children and pregnant women served by the Flint water system during the defined period who have been determined eligible for Medicaid. The provision of specialized services is limited to certain providers as allowable under the approved demonstration.

## Enrollment and Benefits Information

Enrollment into the Flint Medicaid waiver program began May 9, 2016. Beneficiaries already eligible for Medicaid were contacted by mail with information on expanded services provided by the waiver. Potential enrollees can apply for the program via the MDHHS website, by calling a toll-free number or by visiting any MDHHS County office or an area navigator site. Healthcare coverage and application information for people impacted by the Flint water system can be found on the MDHHS website.<sup>1</sup>

Demonstration enrollment activity is detailed in this section of the report. For reporting purposes, the Children enrollment group is defined as demonstration enrollees under the age of 21. Pregnant women are identified using pregnancy indicators in the MDHHS data warehouse. To avoid duplication, pregnant women are excluded from the Children enrollment group. The following table shows enrollment in the demonstration by month.

Enrollment Group	October 2024	November 2024	December 2024
Pregnant Women	391	401	403
Children	22,995	22,916	22,862
Total	23,386	23,317	23,265

<sup>1</sup> <http://www.michigan.gov/mdhhs/0,5885,7-339-71547-384168--,00.html>

Table 2 displays Flint demonstration new enrollment by month. This includes individuals who may have previously been enrolled in other Medicaid programs but are new to the Flint demonstration.

<b>Table 2: Flint Demonstration New Enrollment by Month</b>				
Enrollment Group	October 2024	November 2024	December 2024	Total
Pregnant Women	47	38	45	130
Children	179	186	145	510
Total	226	224	190	640

Table 3 shows Flint demonstration re-enrollments by month. Re-enrollments include individuals who have disenrolled and re-enrolled in the Flint demonstration. Individuals under the re-enrollment category also include individuals that may have previously been enrolled in other Medicaid programs.

<b>Table 3: Flint Demonstration Re-Enrollment by Month</b>				
Enrollment Group	October 2024	November 2024	December 2024	Total
Pregnant Women	18	23	20	61
Children	333	241	207	781
Total	351	264	227	842

Table 4 contains Flint demonstration disenrollment by month. Disenrollment for a reporting month contains individuals with program enrollment in the prior reporting month that do not have program enrollment for the current reporting month. For example, individuals defined as disenrolled in November 2024 were enrolled in the demonstration in October 2024 but were not enrolled in November 2024. Demonstration disenrollment is often the result of failure to timely return redetermination paperwork and transferring to another Medicaid program.

<b>Table 4: Flint Demonstration Disenrollment by Month</b>				
Enrollment Group	October 2024	November 2024	December 2024	Total
Pregnant Women	55	51	63	169
Children	442	506	406	1,354
Total	497	557	469	1,523

Additional demonstration disenrollment reports by month have been included as attachments. Enrollment maps depicting the geographic distribution of demonstration enrollees for the quarter have also been included as attachments to this report. The attached reports will not necessarily align numerically with the figures reported in the quarterly report tables due to differences in the timing of data retrieval and specifications.

MDHHS monitors the Flint demonstration population's usage of Medicaid benefits to assure access to care. The following access to care metrics utilizes the same enrollment group definitions for children and pregnant women as described for tables 1 – 3. It should be noted that the Children Under 6 category below is a subgroup of the Children category.

The following table lists the cumulative, unduplicated count of Flint demonstration enrollees since the waiver begin date of May 9, 2016 through the end of the reporting quarter, December

31, 2024. The table displays the total number of those enrolled with a visit to a provider with a primary care associated specialty. This includes practitioners with a specialty of family medicine, general medicine, internal medicine, or pediatrics. This metric includes any procedure rendered by a primary care provider (PCP).

**Table 5: Cumulative Flint Demonstration PCP Utilization**

**May 2016 – December 2024**

Enrollment Group	Cumulative Enrollment	Cumulative Count of Enrollees with PCP Visit(s)	Cumulative Percentage of Enrollees with PCP Visit(s)
Children	48,010	45,547	95%
Children Under 6	19,768	19,284	97%
Pregnant Women	6,034	5,811	96%
<b>Total</b>	<b>54,044</b>	<b>51,358</b>	<b>95%</b>

Table 6 indicates the monthly count of PCP visits for the reporting quarter’s Flint demonstration population.

**Table 6: Monthly Flint Demonstration PCP Visits**

Enrollment Group	October 2024	November 2024	December 2024	Total
Children	10,536	8,920	7,474	26,930
Pregnant Women	276	188	207	671
<b>Total</b>	<b>10,812</b>	<b>9,108</b>	<b>7,681</b>	<b>27,601</b>

Targeted Case Management services are provided by Genesee Health System and include the following assistance:

- Comprehensive assessment and periodic reassessment of individual needs;
- Development of a specific care plan;
- Referrals and related activities to help obtain needed services;
- Monitoring and follow-up activities.

The following table includes Targeted Case Management service activity as provided by Genesee Health System. Individuals counted as those with ongoing services are defined as individuals receiving a Targeted Case Management-related service other than assessment during the month, including unbilled face-to-face and phone contacts.

**Table 7: Genesee Health System Targeted Case Management Activity**

Month	Count of Assessments	Count of Enrollees with Ongoing Targeted Case Management
October 2024	0	0
November 2024	0	0
December 2024	0	0
<b>Cumulative Total</b>	<b>827</b>	<b>1,319</b>

## Outreach/Innovation Activities to Assure Access

MDHHS and community partners work together to coordinate and implement outreach for those affected by the Flint water system. Activities have included press conferences, public service announcements, community events, advertisements on radio and television, social media posts, and letters to providers and potential enrollees. The public can access waiver specific information, including weekly enrollment reports, on the department's website.<sup>2</sup> A variety of expenditure data and resources for Flint families are available on the State's Flint water website.<sup>3</sup> MDHHS has prominently displayed the link to the Flint water website on the MDHHS homepage.<sup>4</sup>

## Operational and Policy Development

MDHHS regularly meets with Medicaid Health Plans and provider groups to address operational issues, programmatic issues, and policy updates and clarifications. Additionally, MDHHS provides updates to the Medical Care Advisory Council (MCAC) at regularly scheduled quarterly meetings. Enrollment in the Flint demonstration remains stable and the demonstration population continues to consistently access services.

## Consumer Issues

MDHHS utilizes the Beneficiary Helpline as a central point of contact for members to ask questions, report complaints and resolve issues. Information on beneficiary complaints and health plan grievances and appeals are currently collected for other Medicaid programs. In the following table, MDHHS has refined existing reporting mechanisms to measure Flint demonstration member telephone contacts with the department.

Category	Number of Contacts
Obtaining Prescriptions	9
Covered Services Issue	2
Enrollment Issues	2
Enrollment/Eligibility Not Recognized	1
Duplicate ID	1
Flint Attested	1
Transportation	1
<b>Total</b>	<b>17</b>

<sup>2</sup> <http://www.michigan.gov/mdhhs/0,5885,7-339-71547-376862--,00.html>

<sup>3</sup> <http://www.michigan.gov/flintwater>

<sup>4</sup> <http://www.michigan.gov/mdhhs/>

## Demonstration Evaluation

MDHHS has commissioned the Michigan State University Institute for Health Policy (MSU-IHP) to serve as the Flint demonstration independent evaluator. MSU-IHP will conduct demonstration evaluation activities in three domains.

This quarter's administrative actions included ongoing workgroup meetings to monitor activities and produce deliverables. The full workgroup met bi-weekly to discuss current activities related to evaluation operations and analytics including 2023 administrative data, 2024 Enrollee Survey data collection, and engagement with key stakeholders (e.g., TCM/FSC). MSU-IHP met with MDHHS to discuss project progress and address questions related to Flint Medicaid Expansion (FME) Waiver operations. Additionally, MSU-IHP drafted the 2024 Annual Report to be submitted in Q1 of 2025.

### Review of Domain Hypotheses and Planned Analyses:

#### Domain I: Access to Services

Domain I will examine the hypothesis that demonstration enrollees will access services to identify and address physical or behavioral health issues associated with lead exposure at a rate higher than others with similar levels of lead exposure. Updates specific to this domain are included in subsequent sections.

#### Domain II: Expand Medicaid Eligibility

Domain II will assess if demonstration enrollees who access Targeted Case Management services will access needed medical, social, educational, and other services at a rate higher than others with similar levels of lead exposure. Updates specific to this domain are included in subsequent sections.

#### Domain III: Improved Health Outcomes

Domain III will evaluate the hypothesis that demonstration enrollees will have improved health outcomes compared to others with similar levels of lead exposure. Updates specific to this domain are included in subsequent sections.

Additional domain-led activities as reported by MSU-IHP are as follows:

#### Domain I & II

- Continued conversations with MDHHS regarding Genesee Health System's provider status and the potential impact it has on evaluating hypotheses related to community partners and TCM utilization.



**Domain I & Domain III:**

- Established evaluation procedures on navigating the low proportion of mothers in Genesee County identified in claims data when this pattern was not identified in comparison counties.
- Designed administrative claims findings sub-reports for the 2024 Annual Report.

**Domain I, Domain II, & Domain III:**

- Members of the team cleaned and coded data collected from the 2024 Enrollee Surveys.
- Identified a small group of survey participants with missing administrative claims data. Additional claims data for these individuals were pulled from the data warehouse and analyzed.
- Completed preliminary analyses of the 2024 Enrollee Survey data and integrated findings into the 2024 Annual Report.
- Finalized 2025 CY Enrollee Survey timelines and contract with Michigan State University's Office for Survey Research.

## Enclosures/Attachments

1. October 2024 Flint Demonstration Disenrollment Report (CM-100)
2. November 2024 Flint Demonstration Disenrollment Report (CM-100)
3. December 2024 Flint Demonstration Disenrollment Report (CM-100)
4. Quarterly Geographic Distribution Enrollment Map: Pregnant Women
5. Quarterly Geographic Distribution Enrollment Map: Children
6. Quarterly Geographic Distribution Enrollment Map: Children Under 6

## State Contacts

If there are any questions about the contents of this report, please contact one of the following people listed below.

Jacqueline Coleman, Waiver Specialist

Email: [colemanj@michigan.gov](mailto:colemanj@michigan.gov)

Phone: (517) 284-119

Carly Todd, Specialist

Email: [toddc1@michigan.gov](mailto:toddc1@michigan.gov)

Phone: (517) 284-1196

Paul Abid, Section Manager

Email: [abidp@michigan.gov](mailto:abidp@michigan.gov)

Phone: (517) 284-1193

Keith White, Division Director

Email: [WhiteK33@michigan.gov](mailto:WhiteK33@michigan.gov)

Actuarial Division

Bureau of Medicaid Operations and Actuarial Services

BPHASA, MDHHS, P.O. Box 30479

Lansing, MI 48909-7979

Fax: (517) 241-5112

## **Date Submitted to CMS**

March 6, 2025

State of Michigan  
 Department of Health and Human Services  
 Medicaid waiver Monthly CMS report

Report ID: CM-100  
 Report Period: 10/01/2024

Run Date: 01/06/2025  
 Run Time: 10:45:05AM

1. Monthly count of disenrollment because of transfer to another eligibility group:	144
2. Monthly count of disenrollment other than transfer to another Medicaid group:	321
3. Monthly count of beneficiaries due for renewal:	1297
4. Number of beneficiaries due for renewal who did not renew:	1236
5. Number of beneficiaries due for renewal who lost eligibility:	209
6. Enrollment continuity in weeks for all individuals enrolled during the reporting month:	
05/07/2016 Thru 09/30/2024	Count: 84,844
10/01/2024 Thru 10/05/2024	Count: 142
10/06/2024 Thru 10/12/2024	Count: 103
10/13/2024 Thru 10/19/2024	Count: 84
10/20/2024 Thru 10/26/2024	Count: 66
10/27/2024 Thru 10/31/2024	Count: 76

\*\*\*\*\* END OF THE REPORT \*\*\*\*\*

State of Michigan  
 Department of Health and Human Services  
 Medicaid waiver Monthly CMS report

Report ID: CM-100  
 Report Period: 11/01/2024

Run Date: 01/06/2025  
 Run Time: 10:50:55AM

1. Monthly count of disenrollment because of transfer to another eligibility group:	158
2. Monthly count of disenrollment other than transfer to another Medicaid group:	275
3. Monthly count of beneficiaries due for renewal:	1193
4. Number of beneficiaries due for renewal who did not renew:	1165
5. Number of beneficiaries due for renewal who lost eligibility:	248
6. Enrollment continuity in weeks for all individuals enrolled during the reporting month:	
05/07/2016 Thru 10/31/2024	Count: 85,315
11/01/2024 Thru 11/02/2024	Count: 69
11/03/2024 Thru 11/09/2024	Count: 97
11/10/2024 Thru 11/16/2024	Count: 95
11/17/2024 Thru 11/23/2024	Count: 89
11/24/2024 Thru 11/30/2024	Count: 55

\*\*\*\*\* END OF THE REPORT \*\*\*\*\*

State of Michigan  
 Department of Health and Human Services  
 Medicaid waiver Monthly CMS report

Report ID: CM-100  
 Report Period: 12/01/2024

Run Date: 01/06/2025  
 Run Time: 10:58:06AM

1. Monthly count of disenrollment because of transfer to another eligibility group:	127
2. Monthly count of disenrollment other than transfer to another Medicaid group:	351
3. Monthly count of beneficiaries due for renewal:	1360
4. Number of beneficiaries due for renewal who did not renew:	1322
5. Number of beneficiaries due for renewal who lost eligibility:	2
6. Enrollment continuity in weeks for all individuals enrolled during the reporting month:	
05/07/2016 Thru 11/30/2024	Count: 85,720
12/01/2024 Thru 12/07/2024	Count: 143
12/08/2024 Thru 12/14/2024	Count: 73
12/15/2024 Thru 12/21/2024	Count: 75
12/22/2024 Thru 12/28/2024	Count: 56
12/29/2024 Thru 12/31/2024	Count: 25

\*\*\*\*\* END OF THE REPORT \*\*\*\*\*

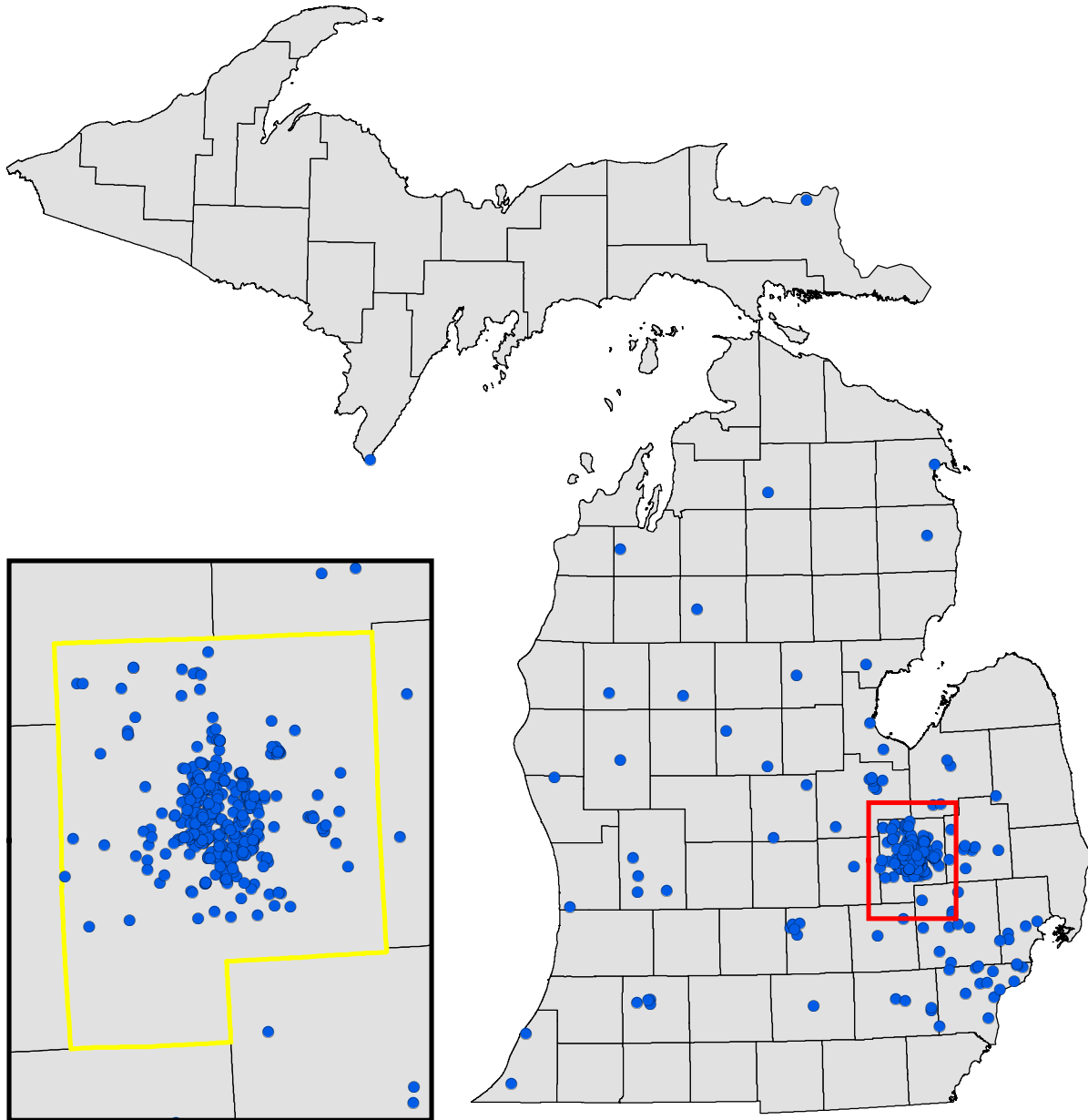
# Flint Demonstration Waiver Enrollees

Pregnant

*October - December 2024*

**Genesee: 412**

**All Other Counties: 101**



Source: MDHHS Data Warehouse  
Retrieved on February 27, 2025

MDHHS - Actuarial Division  
February 27, 2025

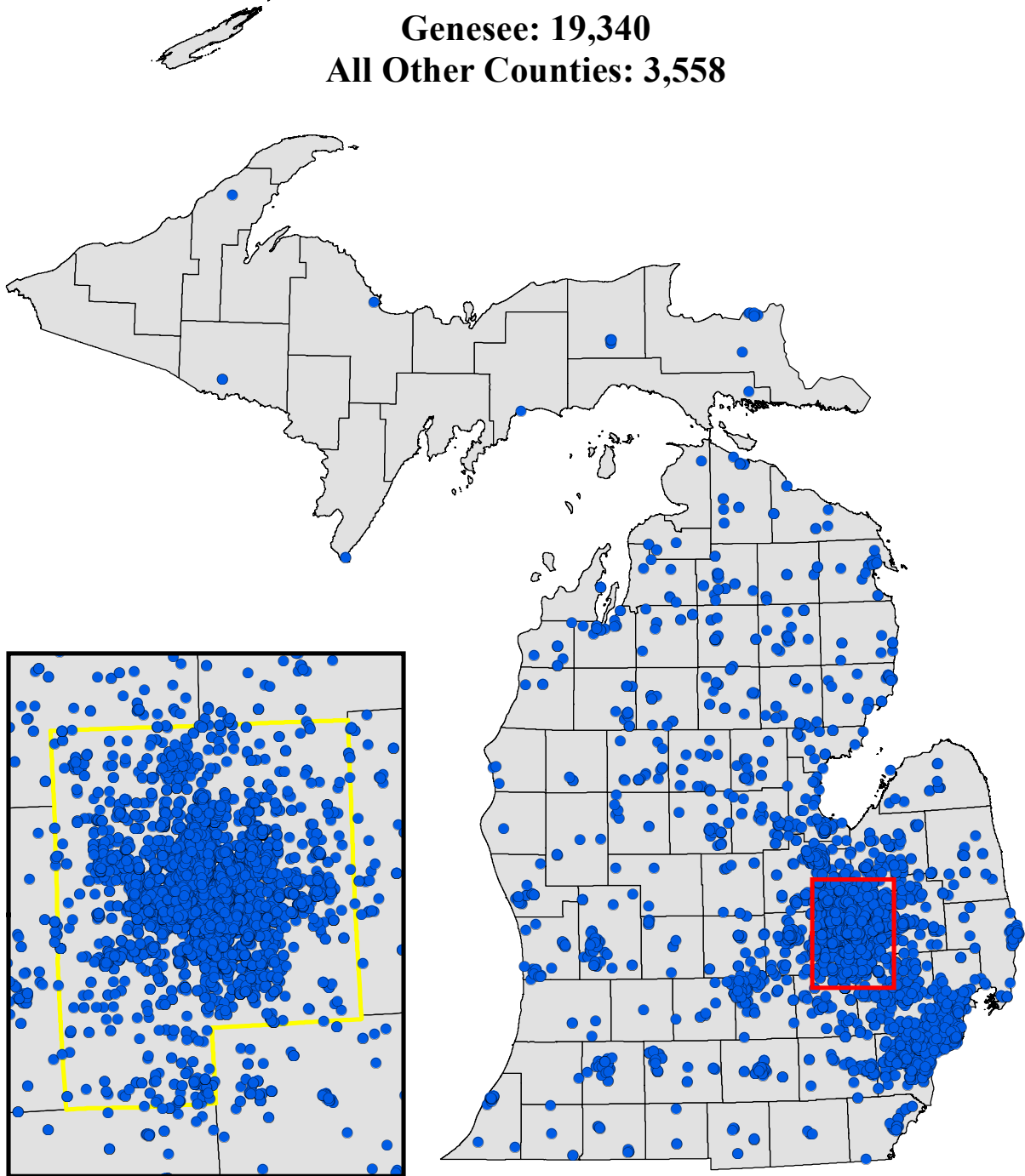
# Flint Demonstration Waiver Enrollees

0-20 Years Old

*October - December 2024*

**Genesee: 19,340**

**All Other Counties: 3,558**



Source: MDHHS Data Warehouse  
Retrieved on February 27, 2025

MDHHS - Actuarial Division  
February 27, 2025



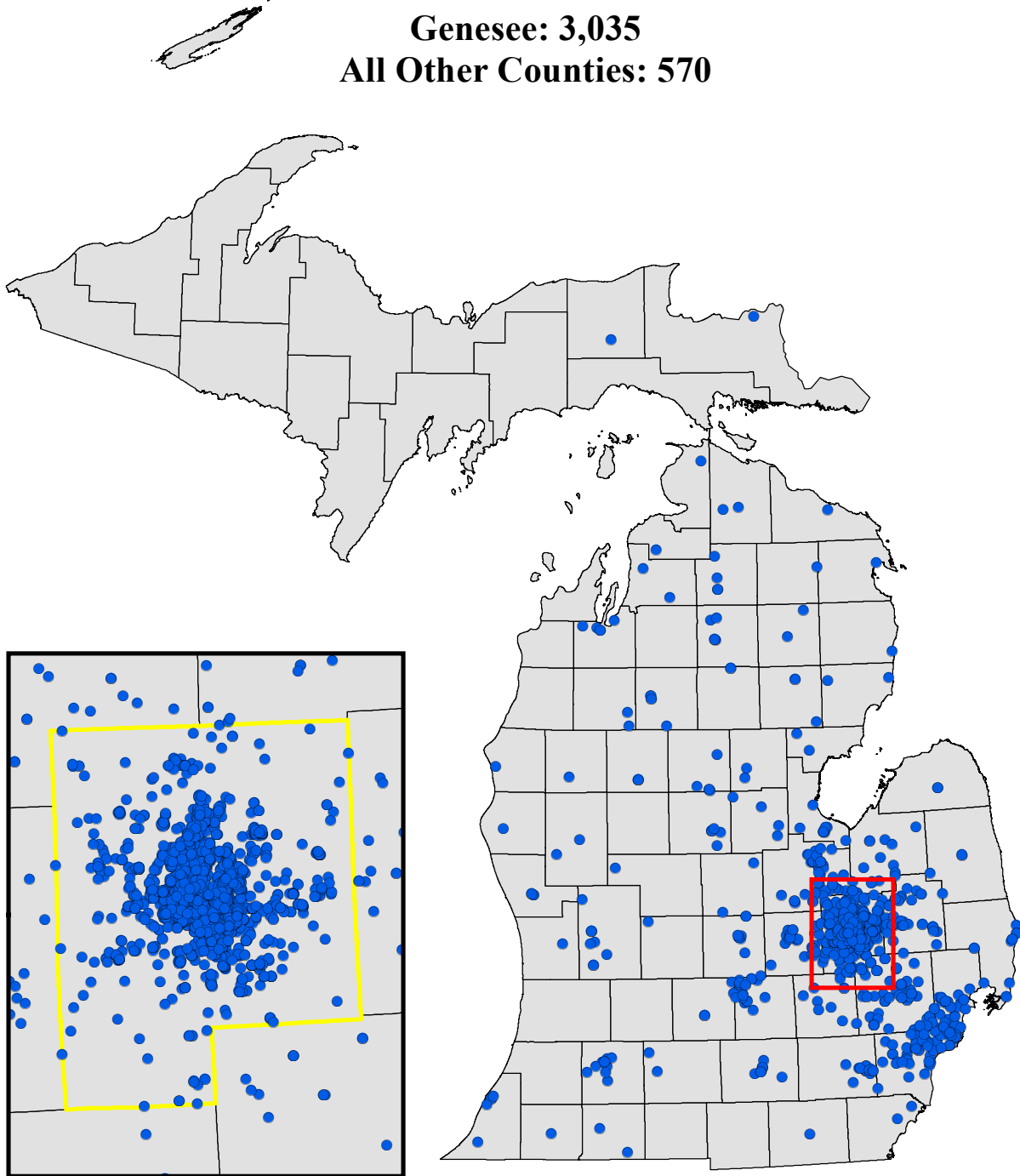
# Flint Demonstration Waiver Enrollees

0-5 Years Old

*October - December 2024*

**Genesee: 3,035**

**All Other Counties: 570**



*Source: MDHHS Data Warehouse  
Retrieved on February 27, 2025*

*MDHHS - Actuarial Division  
February 27, 2025*