



STATE OF MICHIGAN

DEPARTMENT OF HEALTH AND HUMAN SERVICES  
LANSING

GRETCHEN WHITMER  
GOVERNOR

ELIZABETH HERTEL  
DIRECTOR

February 29, 2024

Keri Toback  
Division of Program Operations – East Branch  
Medicaid & CHIP Operations Group  
Centers for Medicare & Medicaid Services  
233 North Michigan Avenue, Suite 600  
Chicago, Illinois 60601-5519

Dear Ms. Toback,

Re: Project Number 11-W-00302/5 – Flint Michigan Section 1115 Demonstration

Enclosed is the quarterly report for the Flint Michigan Section 1115 Demonstration. It covers the first quarter of demonstration year 8. The report provides operational information, program enrollment, and policy changes related to the waiver as specified in the Special Terms and Conditions.

Should you have any questions related to the information contained in this report, please contact Jacqueline Coleman. She may be reached by e-mail at [colemanj@michigan.gov](mailto:colemanj@michigan.gov).

Sincerely,

Keith White, Director  
Actuarial Division

cc: Christine Davidson  
Stephen Esquivel-Pickett  
Kamia Rathore  
April Wiley  
SiQing Xu

Enclosure (7)

# Flint Michigan Section 1115 Demonstration

## Quarterly Report

Demonstration Year: 8 (10/01/2023 – 09/30/2024)  
Quarter: 1 (10/01/2023 – 12/31/2023)

## Table of Contents

Introduction .....	3
Enrollment and Benefits Information .....	3
Table 1: Flint Demonstration Enrollment by Month .....	3
Table 2: Flint Demonstration New Enrollment by Month .....	4
Table 3: Flint Demonstration Re-Enrollment by Month.....	4
Table 4: Flint Demonstration Disenrollment by Month.....	4
Table 5: Cumulative Flint Demonstration PCP Utilization .....	5
Table 6: Monthly Flint Demonstration PCP Visits.....	5
Table 7: Genesee Health System Targeted Case Management Activity .....	5
Outreach/Innovation Activities to Assure Access.....	6
Operational and Policy Development .....	6
Consumer Issues .....	6
Table 8: Flint Demonstration Customer Service Requests.....	6
Demonstration Evaluation .....	7
Enclosures/Attachments .....	8
State Contacts .....	9
Date Submitted to CMS .....	9

## Introduction

On March 3, 2016, the Centers for Medicare and Medicaid Services (CMS) approved the Michigan Department of Health and Human Services' (MDHHS) application to expand Medicaid coverage for individuals impacted by lead exposure in the Flint water system through February 28, 2021. Through the demonstration, entitled "Flint Michigan Section 1115 Demonstration" and the associated state plan amendments, State Medicaid eligibility expanded to low-income children and pregnant women who were served by the Flint water system during a specified period of time and who would not otherwise be eligible for Medicaid. This population consists of children in households with incomes from 212 percent of the federal poverty level (FPL) up to and including 400 percent of the FPL and pregnant women in households with incomes from 195 percent up to and including 400 percent of the FPL.

The demonstration population receives care primarily through Medicaid managed care plans and receives all state plan benefits including, for children, Early and Periodic Screening, Diagnostic and Treatment (EPSDT). Individuals receiving benefits under the demonstration are exempt from cost sharing and premiums. Targeted Case Management and home lead investigation services are available to children and pregnant women served by the Flint water system during the defined period who have been determined eligible for Medicaid. The provision of specialized services is limited to certain providers as allowable under the approved demonstration.

## Enrollment and Benefits Information

Enrollment into the Flint Medicaid waiver program began May 9, 2016. Beneficiaries already eligible for Medicaid were contacted by mail with information on expanded services provided by the waiver. Potential enrollees can apply for the program via the MDHHS website, by calling a toll-free number or by visiting any MDHHS County office or an area navigator site. Healthcare coverage and application information for people impacted by the Flint water system can be found on the MDHHS website.<sup>1</sup>

Demonstration enrollment activity is detailed in this section of the report. For reporting purposes, the Children enrollment group is defined as demonstration enrollees under the age of 21. Pregnant women are identified using pregnancy indicators in the MDHHS data warehouse. To avoid duplication, pregnant women are excluded from the Children enrollment group. The following table shows enrollment in the demonstration by month.

Table 1: Flint Demonstration Enrollment by Month			
Enrollment Group	October 2023	November 2023	December 2023
Pregnant Women	335	332	345
Children	23,901	23,578	23,291
Total	24,236	23,910	23,636

<sup>1</sup> <http://www.michigan.gov/mdhhs/0,5885,7-339-71547-384168--,00.html>

Table 2 displays Flint demonstration new enrollment by month. This includes individuals who may have previously been enrolled in other Medicaid programs but are new to the Flint demonstration.

<b>Table 2: Flint Demonstration New Enrollment by Month</b>				
Enrollment Group	October 2023	November 2023	December 2023	Total
Pregnant Women	32	34	39	105
Children	150	161	143	454
Total	182	195	182	559

Table 3 shows Flint demonstration re-enrollments by month. Re-enrollments include individuals who have disenrolled and re-enrolled in the Flint demonstration. Individuals under the re-enrollment category also include individuals that may have previously been enrolled in other Medicaid programs.

<b>Table 3: Flint Demonstration Re-Enrollment by Month</b>				
Enrollment Group	October 2023	November 2023	December 2023	Total
Pregnant Women	33	23	24	80
Children	203	225	181	609
Total	236	248	205	689

Table 4 contains Flint demonstration disenrollment by month. Disenrollment for a reporting month contains individuals with program enrollment in the prior reporting month that do not have program enrollment for the current reporting month. For example, individuals defined as disenrolled in November 2023 were enrolled in the demonstration in October 2023 but were not enrolled in November 2023. Demonstration disenrollment is often the result of failure to timely return redetermination paperwork and transferring to another Medicaid program.

<b>Table 4: Flint Demonstration Disenrollment by Month</b>				
Enrollment Group	October 2023	November 2023	December 2023	Total
Pregnant Women	56	60	50	166
Children	746	700	611	2,057
Total	802	760	661	2,223

Additional demonstration disenrollment reports by month have been included as attachments. Enrollment maps depicting the geographic distribution of demonstration enrollees for the quarter have also been included as attachments to this report. The attached reports will not necessarily align numerically with the figures reported in the quarterly report tables due to differences in the timing of data retrieval and specifications.

MDHHS monitors the Flint demonstration population's usage of Medicaid benefits to assure access to care. The following access to care metrics utilizes the same enrollment group definitions for children and pregnant women as described for tables 1 – 3. It should be noted that the Children Under 6 category below is a subgroup of the Children category.

The following table lists the cumulative, unduplicated count of Flint demonstration enrollees since the waiver begin date of May 9, 2016 through the end of the reporting quarter, December

31, 2023. The table displays the total number of those enrolled with a visit to a provider with a primary care associated specialty. This includes practitioners with a specialty of family medicine, general medicine, internal medicine, or pediatrics. This metric includes any procedure rendered by a primary care provider (PCP).

<b>Table 5: Cumulative Flint Demonstration PCP Utilization</b>			
<b>May 2016 – December 2023</b>			
Enrollment Group	Cumulative Enrollment	Cumulative Count of Enrollees with PCP Visit(s)	Cumulative Percentage of Enrollees with PCP Visit(s)
Children	44,722	42,156	94%
Children Under 6	19,001	18,488	97%
Pregnant Women	5,644	5,401	96%
Total	50,366	47,557	94%

Table 6 indicates the monthly count of PCP visits for the reporting quarter's Flint demonstration population.

<b>Table 6: Monthly Flint Demonstration PCP Visits</b>				
Enrollment Group	October 2023	November 2023	December 2023	Total
Children	9,445	9,251	7,465	26,161
Pregnant Women	269	208	222	699
Total	9,714	9,459	7,687	26,860

Targeted Case Management services are provided by Genesee Health System and include the following assistance:

- Comprehensive assessment and periodic reassessment of individual needs;
- Development of a specific care plan;
- Referrals and related activities to help obtain needed services;
- Monitoring and follow-up activities.

The following table includes Targeted Case Management service activity as provided by Genesee Health System. Individuals counted as those with ongoing services are defined as individuals receiving a Targeted Case Management-related service other than assessment during the month, including unbilled face-to-face and phone contacts.

<b>Table 7: Genesee Health System Targeted Case Management Activity</b>		
Month	Count of Assessments	Count of Enrollees with Ongoing Targeted Case Management
October 2023	0	0
November 2023 <sup>2</sup>	0	0
December 2023	Not Available	Not Available
Cumulative Total	827	1,319

<sup>2</sup> Data received as of 11/10/2023.



## Outreach/Innovation Activities to Assure Access

MDHHS and community partners work together to coordinate and implement outreach for those affected by the Flint water system. Activities have included press conferences, public service announcements, community events, advertisements on radio and television, social media posts, and letters to providers and potential enrollees. The public can access waiver specific information, including weekly enrollment reports, on the department's website.<sup>3</sup> A variety of expenditure data and resources for Flint families are available on the State's Flint water website.<sup>4</sup> MDHHS has prominently displayed the link to the Flint water website on the MDHHS homepage.<sup>5</sup>

## Operational and Policy Development

MDHHS regularly meets with Medicaid Health Plans and provider groups to address operational issues, programmatic issues, and policy updates and clarifications. Additionally, MDHHS provides updates to the Medical Care Advisory Council (MCAC) at regularly scheduled quarterly meetings. Enrollment in the Flint demonstration remains stable and the demonstration population continues to consistently access services.

## Consumer Issues

MDHHS utilizes the Beneficiary Helpline as a central point of contact for members to ask questions, report complaints and resolve issues. Information on beneficiary complaints and health plan grievances and appeals are currently collected for other Medicaid programs. In the following table, MDHHS has refined existing reporting mechanisms to measure Flint demonstration member telephone contacts with the department.

<b>Table 8: Flint Demonstration Customer Service Requests</b>	
<b>October 2023 – December 2023</b>	
<b>Category</b>	<b>Number of Contacts</b>
Obtaining Prescription	8
Dental	8
Enrollment Issues	4
Enrollment/Eligibility Not Recognized	2
Special Disenrollment Issue	2
Eligibility	2
Other	2
<b>Total</b>	<b>28</b>

<sup>3</sup> <http://www.michigan.gov/mdhhs/0,5885,7-339-71547-376862--,00.html>

<sup>4</sup> <http://www.michigan.gov/flintwater>

<sup>5</sup> <http://www.michigan.gov/mdhhs/>

## Demonstration Evaluation

MDHHS has commissioned the Michigan State University Institute for Health Policy (MSU-IHP) to serve as the Flint demonstration independent evaluator. MSU-IHP will conduct demonstration evaluation activities in three domains.

This quarter's administrative actions included ongoing workgroup meetings to monitor activities and produce deliverables. The full workgroup met bi-weekly to discuss current activities related to evaluation operations and analytics including accessing administrative data, survey data, engage with key stakeholders. MSU-IHP met with MDHHS to discuss project progress and address questions related to Flint Medicaid Expansion (FME) Waiver operations.

### Review of Domain Hypotheses and Planned Analyses:

#### Domain I: Access to Services

Domain I will examine the hypothesis that demonstration enrollees will access services to identify and address physical or behavioral health issues associated with lead exposure at a rate higher than others with similar levels of lead exposure. This quarter, evaluators completed preliminary analyses of administrative data. MSU-IHP reviewed the MDHHS 2023 Healthcare Effectiveness Data and Information Set (HEDIS®) Aggregate Report and compared measures to preliminary analyses to ensure findings were statistically similar to MDHHS findings.

#### Domain II: Expand Medicaid Eligibility

Domain II will assess if demonstration enrollees who access Targeted Case Management services will access needed medical, social, educational, and other services at a rate higher than others with similar levels of lead exposure. This quarter, MSU-IHP met with MDHHS to discuss opportunities to connect with Flint-based FME specialists that interact with enrollees and have knowledge of ground-level enrollment processes. MSU-IHP contacted key stakeholders a second time and invitations were sent out to those that showed interest in participating and upcoming availability. An initial focus group was scheduled by MSU-IHP.

#### Domain III: Improved Health Outcomes

Domain III will evaluate the hypothesis that demonstration enrollees will have improved health outcomes compared to others with similar levels of lead exposure. Updates specific to this domain are included in subsequent sections.

Additional domain-led activities as reported by MSU-IHP are as follows:

#### Domain I & Domain III:

- Comparison of 2018 and 2021 MAGI (Modified Adjusted Gross Income) code descriptions and identification of descriptions that were updated (F15, F16, and F19-F32). MSU-IHP assessed the impact this had on findings. Additionally, MSU-IHP



initiated conversations with MDHHS to determine how updates to descriptions influence analyses.

- Comparison of TCMF enrollment, based on eligibility data, with the MDHHS Flint Waiver Progress Reports. Evaluators identified differences in the numbers of new and existing beneficiaries between eligibility data and progress reports. MSU-IHP held conversations with MDHHS to address discrepancies identified and determine how existing enrollees were identified in the MDHHS progress report.
- Identification of the number of beneficiaries with a benefit flag that resided in the 7 zip codes (48507, 48506, 48529, 48509, 48504, 48519, 48532, 48503, 48505, 48502) reported by MDHHS and observed how the number of enrollees changes as evaluators expanded analyses to 11 zip codes. MSU-IHP began conversations with MDHHS on which zip codes should be used as well as how to best identify potential TCMF-eligible beneficiaries who did not enroll.
- Continued analysis of claims data and creating tables based on findings.
- Review of census tract data. Beneficiaries with identified census tracts were matched to social vulnerability data. Evaluators identified that the percent of enrollees outside of Genesee County had increased from 9% to 16%. Comparison county data was combined to have 1 comparison group for analyses.

#### **Domain I, Domain II, & Domain III:**

- MSU-IHP finalized collection of completed surveys and entered information into a database for analysis.
- Conducted hotspot analyses to explore how undeliverable addresses from the Flint Waiver Survey were clustered. No hot or cold spots were identified for “undeliverable” and “no response” surveys, indicating that there was no systemic pattern in where these instances occurred.
- Evaluators prepared for analysis of survey data.

## **Enclosures/Attachments**

1. October 2023 Flint Demonstration Disenrollment Report (CM-100)
2. November 2023 Flint Demonstration Disenrollment Report (CM-100)
3. December 2023 Flint Demonstration Disenrollment Report (CM-100)
4. Quarterly Geographic Distribution Enrollment Map: Pregnant Women
5. Quarterly Geographic Distribution Enrollment Map: Children

## 6. Quarterly Geographic Distribution Enrollment Map: Children Under 6

### State Contacts

If there are any questions about the contents of this report, please contact one of the following people listed below.

Jacqueline Coleman, Waiver Specialist

Email: [colemanj@michigan.gov](mailto:colemanj@michigan.gov)

Phone: (517) 284-119

Carly Todd, Specialist

Email: [toddc1@michigan.gov](mailto:toddc1@michigan.gov)

Phone: (517) 284-1196

Paul Abid, Section Manager

Email: [abidp@michigan.gov](mailto:abidp@michigan.gov)

Phone: (517) 284-1193

Keith White, Division Director

Email: [WhiteK33@michigan.gov](mailto:WhiteK33@michigan.gov)

Actuarial Division

Bureau of Medicaid Operations and Actuarial Services

BPHASA, MDHHS, P.O. Box 30479

Lansing, MI 48909-7979

Fax: (517) 241-5112

### Date Submitted to CMS

February 29, 2024

State of Michigan  
Department of Health and Human Services  
Medicaid Waiver Monthly CMS report

Report ID: CM-100  
Report Period: 10/01/2023

Run Date: 01/05/2024  
Run Time: 7:58:05AM

1. Monthly count of disenrollment because of transfer to another eligibility group:	140
---	-----

2. Monthly count of disenrollment other than transfer to another Medicaid group:	625
--	-----

3. Monthly count of beneficiaries due for renewal:	1274
4. Number of beneficiaries due for renewal who did not renew:	981
5. Number of beneficiaries due for renewal who lost eligibility:	532

6. Enrollment continuity in weeks for all individuals enrolled during the reporting month:
--

05/07/2016	Thru	09/30/2023	Count:	79,835
10/01/2023	Thru	10/07/2023	Count:	174
10/08/2023	Thru	10/14/2023	Count:	74
10/15/2023	Thru	10/21/2023	Count:	79
10/22/2023	Thru	10/28/2023	Count:	79
10/29/2023	Thru	10/31/2023	Count:	41

\*\*\*\*\* END OF THE REPORT \*\*\*\*\*

State of Michigan  
Department of Health and Human Services  
Medicaid Waiver Monthly CMS report

Report ID: CM-100  
Report Period: 11/01/2023

Run Date: 01/05/2024  
Run Time: 8:09:39AM

1. Monthly count of disenrollment because of transfer to another eligibility group:	167
---	-----

2. Monthly count of disenrollment other than transfer to another Medicaid group:	586
--	-----

3. Monthly count of beneficiaries due for renewal:	1131
4. Number of beneficiaries due for renewal who did not renew:	875
5. Number of beneficiaries due for renewal who lost eligibility:	461

6. Enrollment continuity in weeks for all individuals enrolled during the reporting month:
--

05/07/2016	Thru	10/31/2023	Count:	80,282
11/01/2023	Thru	11/04/2023	Count:	102
11/05/2023	Thru	11/11/2023	Count:	96
11/12/2023	Thru	11/18/2023	Count:	69
11/19/2023	Thru	11/25/2023	Count:	42
11/26/2023	Thru	11/30/2023	Count:	79

\*\*\*\*\* END OF THE REPORT \*\*\*\*\*

State of Michigan  
Department of Health and Human Services  
Medicaid Waiver Monthly CMS report

Report ID: CM-100  
Report Period: 12/01/2023

Run Date: 01/05/2024  
Run Time: 8:13:24AM

1. Monthly count of disenrollment because of transfer to another eligibility group:	119
---	-----

2. Monthly count of disenrollment other than transfer to another Medicaid group:	545
--	-----

3. Monthly count of beneficiaries due for renewal:	1253
4. Number of beneficiaries due for renewal who did not renew:	1093
5. Number of beneficiaries due for renewal who lost eligibility:	1

6. Enrollment continuity in weeks for all individuals enrolled during the reporting month:
--

05/07/2016	Thru	11/30/2023	Count:	80,670
12/01/2023	Thru	12/02/2023	Count:	97
12/03/2023	Thru	12/09/2023	Count:	86
12/10/2023	Thru	12/16/2023	Count:	91
12/17/2023	Thru	12/23/2023	Count:	54
12/24/2023	Thru	12/30/2023	Count:	64
12/31/2023	Thru	12/31/2023	Count:	1

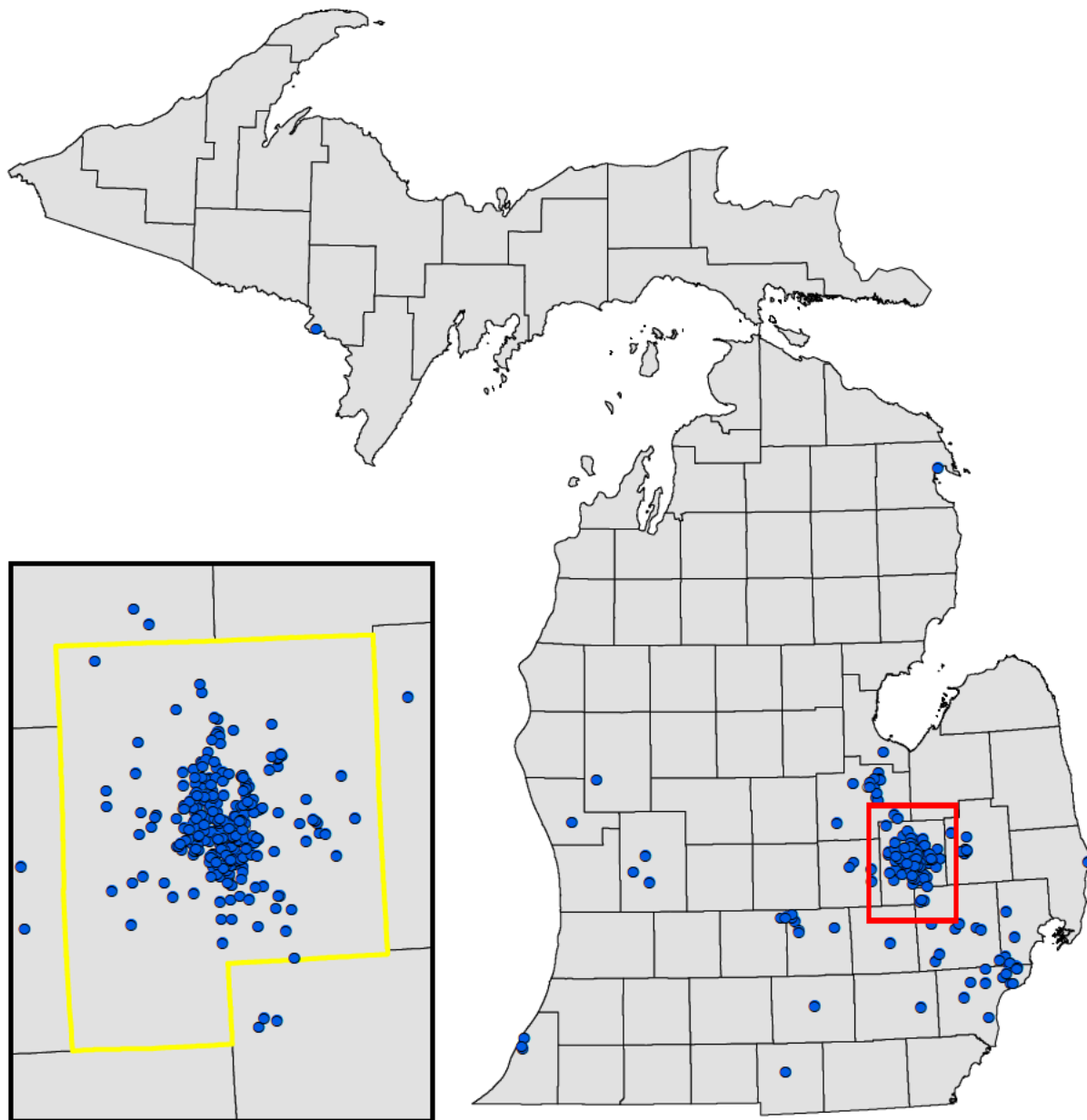
\*\*\*\*\* END OF THE REPORT \*\*\*\*\*

# Flint Demonstration Waiver Enrollees

Pregnant  
*October - December 2023*

**Genesee: 354**

**All Other Counties: 93**



*Source: MDHHS Data Warehouse  
Retrieved on January 31, 2024*

*MDHHS - Actuarial Division  
January 31, 2024*



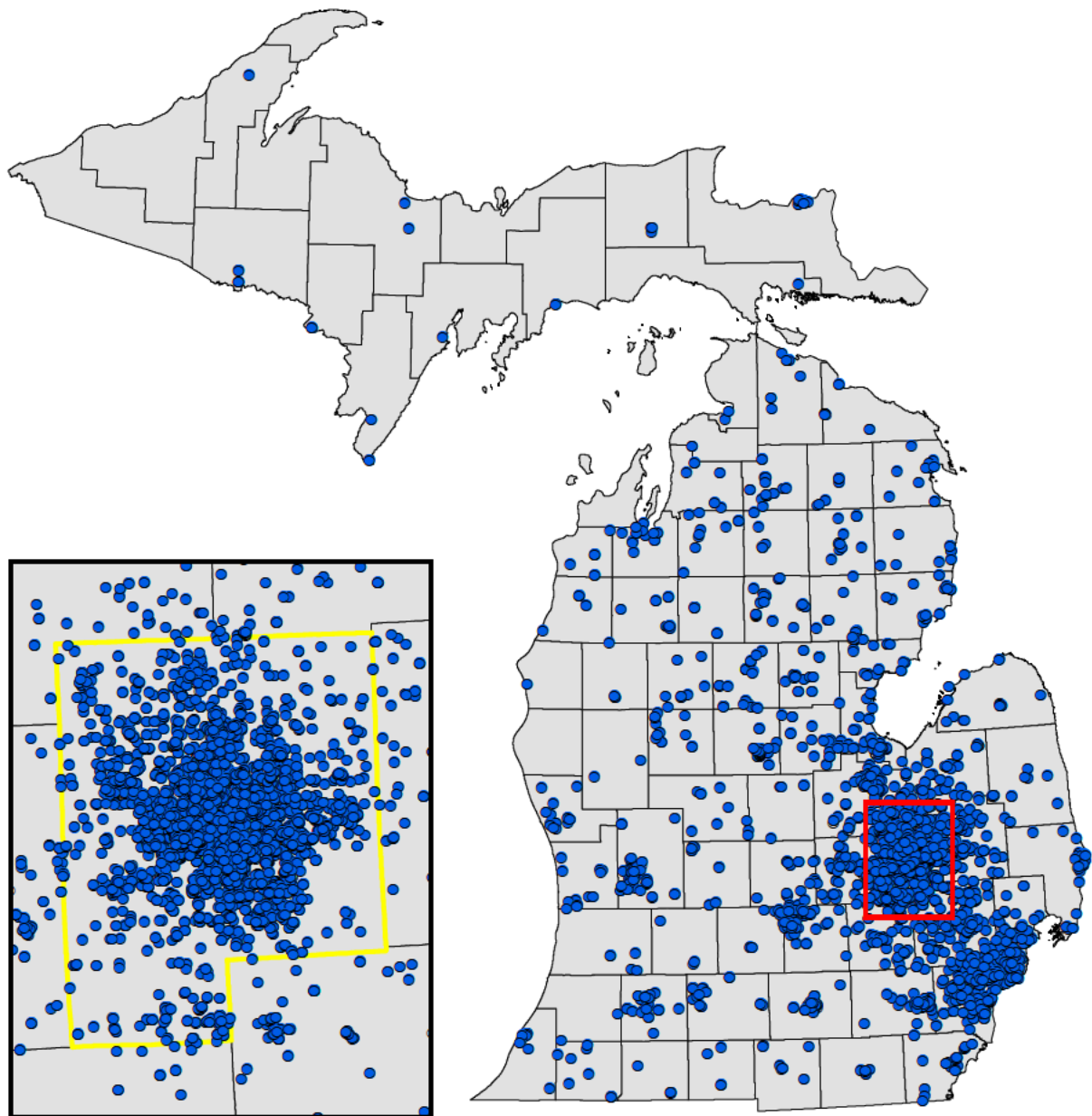
# Flint Demonstration Waiver Enrollees

0-20 Years Old

*October - December 2023*

**Genesee: 20,467**

**All Other Counties: 3,521**



*Source: MDHHS Data Warehouse  
Retrieved on January 31, 2024*

*MDHHS - Actuarial Division  
January 31, 2024*

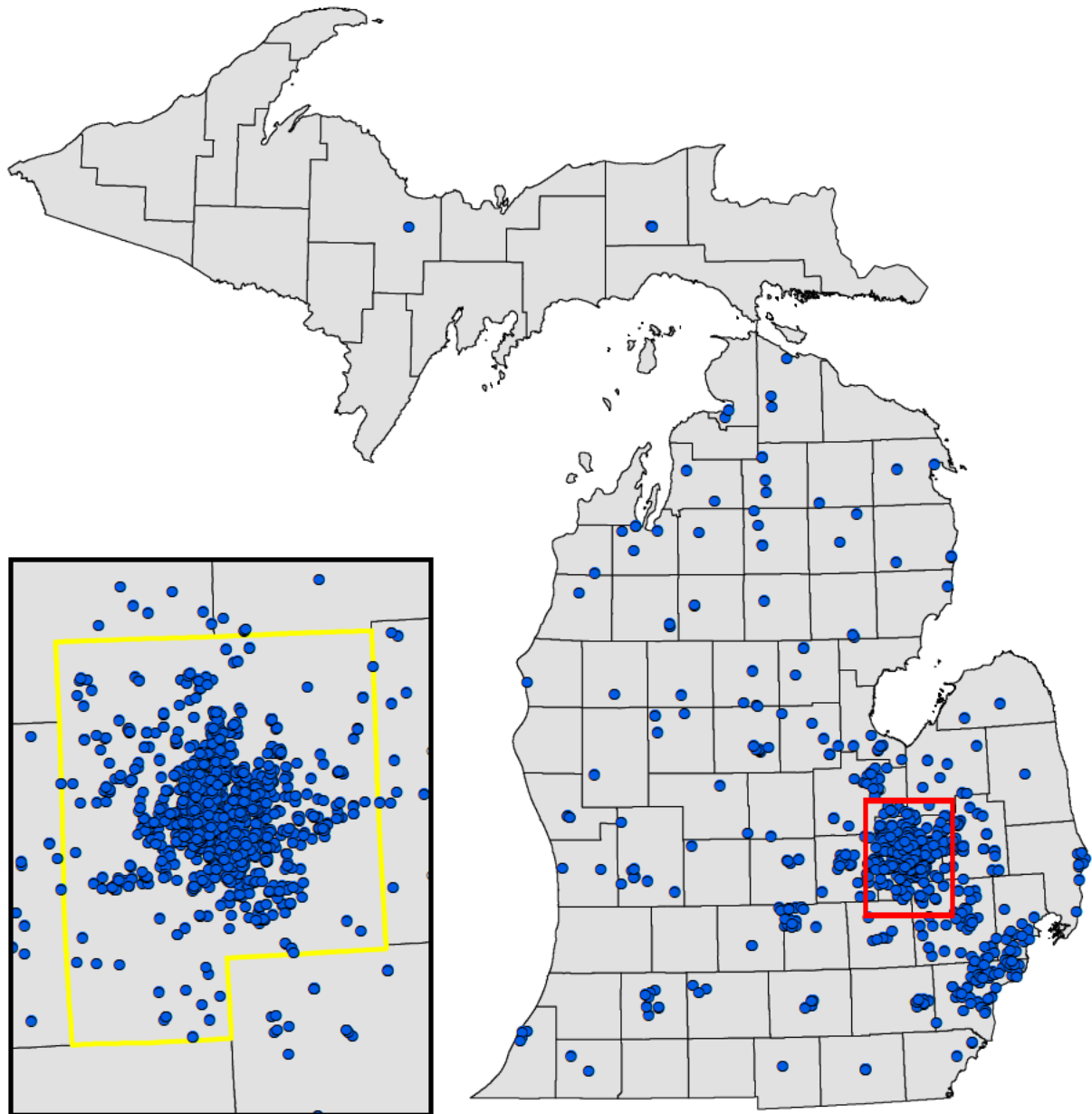
# Flint Demonstration Waiver Enrollees

0-5 Years Old

*October - December 2023*

**Genesee: 2,934**

**All Other Counties: 553**



*Source: MDHHS Data Warehouse  
Retrieved on January 31, 2024*

*MDHHS - Actuarial Division  
January 31, 2024*