



STATE OF MICHIGAN

DEPARTMENT OF HEALTH AND HUMAN SERVICES

LANSING

GRETCHEN WHITMER
GOVERNOR

ELIZABETH HERTEL
DIRECTOR

December 15, 2022

Keri Toback
Division of Program Operations – East Branch
Medicaid & CHIP Operations Group
Centers for Medicare & Medicaid Services
233 North Michigan Avenue, Suite 600
Chicago, Illinois 60601-5519

Dear Ms. Toback,

Re: Project Number 11-W-00302/5 – Flint Michigan Section 1115 Demonstration

Enclosed is the annual report for the Flint Michigan Section 1115 Demonstration. It covers the sixth year of the demonstration. The report provides operational information, program enrollment, and policy changes related to the waiver as specified in the Special Terms and Conditions.

Should you have any questions related to the information contained in this report, please contact Jacqueline Coleman. She may be reached by e-mail at colemanj@michigan.gov.

Sincerely,

A black rectangular box redacting the signature of Keith White.

Keith White, Director
Actuarial Division

cc: Angela Garner
Nicole McKnight

Enclosure (17)

Flint Michigan Section 1115 Demonstration Annual Report

Demonstration Year: 6 (09/15/2021 – 09/30/2022)

Table of Contents

Introduction	3
Enrollment and Benefits Information	3
Table 1: DY 6 Flint Demonstration Enrollment by Month	3
Table 2: DY 6 Flint Demonstration New Enrollment by Month	4
Table 3: DY 6 Flint Demonstration Re-Enrollment by Month	4
Table 4: DY 6 Flint Demonstration Disenrollment by Month	5
Table 5: DY 6 Cumulative Flint Demonstration PCP Utilization	6
Table 6: DY 6 Monthly Flint Demonstration PCP Visits	6
Table 7: DY 6 Genesee Health System Targeted Case Management Activity	7
Outreach/Innovation Activities to Assure Access	7
Operational and Policy Development	7
Consumer Issues	7
Table 8: DY 6 Flint Demonstration Customer Service Requests	8
Demonstration Evaluation	8
Enclosures/Attachments	11
State Contacts	11
Date Submitted to CMS	12

Introduction

On March 3, 2016 the Centers for Medicare and Medicaid Services (CMS) approved Michigan Department of Health and Human Services' (MDHHS) application to expand Medicaid coverage for individuals impacted by lead exposure in the Flint water system. Through the demonstration, entitled "Flint Michigan Section 1115 Demonstration" and the associated state plan amendments, State Medicaid eligibility expanded to low-income children and pregnant women who were served by the Flint water system during a specified period of time and who would not otherwise be eligible for Medicaid. This population consists of children in households with incomes from 212 percent of the federal poverty level (FPL) up to and including 400 percent of the FPL and pregnant women in households with incomes from 195 percent up to and including 400 percent of the FPL.

The demonstration population receives care primarily through Medicaid managed care plans and receives all state plan benefits including, for children, Early and Periodic Screening, Diagnostic and Treatment (EPSDT). Individuals receiving benefits under the demonstration are exempt from cost sharing and premiums. Targeted Case Management and home lead investigation services are available to children and pregnant women served by the Flint water system during the defined period who have been determined eligible for Medicaid. The provision of specialized services are limited to certain providers as allowable under the approved demonstration.

Enrollment and Benefits Information

Enrollment into the Flint Medicaid waiver program began May 9, 2016. Beneficiaries already eligible for Medicaid were contacted by mail with information on expanded services provided by the waiver. Potential enrollees can apply for the program via the MDHHS website, by calling a toll-free number or by visiting any MDHHS County office or an area navigator site. Healthcare coverage and application information for people impacted by the Flint water system can be found on the MDHHS website.¹

Demonstration enrollment activity is detailed in this section of the report. For reporting purposes, the Children enrollment group is defined as demonstration enrollees under the age of 21. Pregnant women are identified using pregnancy indicators in the MDHHS data warehouse. To avoid duplication, pregnant women are excluded from the Children enrollment group. The following table shows enrollment in the demonstration by month.

Table 1: DY 6 Flint Demonstration Enrollment by Month			
Month	Pregnant Women	Children	Total
September 2021	380	25,690	26,070
October 2021	386	25,659	26,045
November 2021	361	25,629	25,990
December 2021	354	25,600	25,954
January 2022	366	25,566	25,932
February 2022	349	25,253	25,602
March 2022	365	25,547	25,912

¹ <http://www.michigan.gov/mdhhs/0,5885,7-339-71547-384168--,00.html>

DY 6 Flint Demonstration Enrollment by Month Continued			
Month	Pregnant Women	Children	Total
April 2022	337	25,554	25,891
May 2022	339	25,450	25,789
June 2022	310	25,440	25,750
July 2022	324	25,462	25,786
August 2022	329	25,418	25,747
September 2022	328	25,341	25,669

Table 2 displays Flint demonstration new enrollment by month. This includes individuals who may have previously been enrolled in other Medicaid programs but are new to the Flint demonstration.

Table 2: DY 6 Flint Demonstration New Enrollment by Month			
Month	Pregnant Women	Children	Total
September 2021	34	82	116
October 2021	28	107	135
November 2021	16	88	104
December 2021	35	91	126
January 2022	35	96	131
February 2022	19	90	109
March 2022	40	97	137
April 2022	32	94	126
May 2022	30	88	118
June 2022	30	94	124
July 2022	34	110	144
August 2022	29	89	118
September 2022	24	98	122
DY 6 Total	386	1,224	1,610

Table 3 shows Flint demonstration re-enrollments by month. Re-enrollments include individuals who have disenrolled and re-enrolled in the Flint demonstration. Individuals under the re-enrollment category also include individuals that may have previously been enrolled in other Medicaid programs.

Table 3: DY 6 Flint Demonstration Re-Enrollment by Month			
Month	Pregnant Women	Children	Total
September 2021	12	114	126
October 2021	21	102	123
November 2021	8	108	116
December 2021	38	101	139
January 2022	25	84	109
February 2022	13	87	100
March 2022	28	403	431
April 2022	17	118	135
May 2022	20	68	88
June 2022	9	114	123
July 2022	26	108	134
August 2022	22	88	110

Table 3: DY 6 Flint Demonstration Re-Enrollment by Month Continued			
Month	Pregnant Women	Children	Total
September 2022	17	68	85
DY 6 Total	256	1,563	1,819

Table 4 contains Flint demonstration disenrollment by month. Disenrollment for a reporting month contains individuals with program enrollment in the prior reporting month that do not have program enrollment for the current reporting month. For example, individuals defined as disenrolled in October 2021 were enrolled in the demonstration in September 2021 but were not enrolled in October 2021. Demonstration disenrollment is often the result of transferring to another Medicaid program.

Table 4: DY 6 Flint Demonstration Disenrollment by Month			
Month	Pregnant Women	Children	Total
September 2021	58	241	299
October 2021	43	240	283
November 2021	49	226	275
December 2021	59	221	280
January 2022	48	214	262
February 2022	49	490	539
March 2022	52	206	258
April 2022	77	205	282
May 2022	48	260	308
June 2022	68	218	286
July 2022	46	196	242
August 2022	46	221	267
September 2022	42	243	285
DY 6 Total	685	3,181	3,866

Additional demonstration disenrollment reports by month have been included as attachments. Enrollment maps depicting the geographic distribution of demonstration enrollees for the year have also been included as attachments to this report. The attached reports will not necessarily align numerically with the figures reported in the annual report tables due to differences in the timing of data retrieval and specifications.

MDHHS monitors the Flint demonstration population's usage of Medicaid benefits to assure access to care. The following access to care metrics utilize the same enrollment group definitions for children and pregnant women as described for tables 1 – 3. It should be noted that the Children Under 6 category below is a subgroup of the Children category. The following table lists the cumulative, unduplicated count of Flint demonstration enrollees since the waiver begin date of May 9, 2016 through the end of the reporting year, September 30, 2022. The table displays the total number of those enrolled with a visit to a provider with a primary care associated specialty. This includes practitioners with a specialty of family medicine, general medicine, internal medicine or pediatrics. This metric includes any procedure rendered by a primary care provider (PCP).

Table 5: DY 6 Cumulative Flint Demonstration PCP Utilization			
May 2016 – September 2022			
Enrollment Group	Cumulative Enrollment	Cumulative Count of Enrollees with PCP Visit(s)	Cumulative Percentage of Enrollees with PCP Visit(s)
Children	41,416	38,931	94%
Children Under 6	17,863	17,355	97%
Pregnant Women	5,205	4,972	95%
Total	46,621	43,823	94%

Table 6 indicates the monthly count of PCP visits for the Flint demonstration population.

Table 6: DY 6 Monthly Flint Demonstration PCP Visits			
Month	Pregnant Women Visits	Children Visits	Total
September 2021	151	8,324	8,475
October 2021	142	8,146	8,288
November 2021	123	7,697	7,820
December 2021	127	6,817	6,944
January 2022	184	7,148	7,332
February 2022	96	5,199	5,295
March 2022	156	8,078	8,234
April 2022	123	8,580	8,703
May 2022	136	8,700	8,836
June 2022	130	7,770	7,900
July 2022	142	6,604	6,746
August 2022	135	9,032	9,167
September 2022	118	8,285	8,403
DY 6 Total	1,763	100,380	102,143

Targeted Case Management services are provided by Genesee Health System and include the following assistance:

- Comprehensive assessment and periodic reassessment of individual needs;
- Development of a specific care plan;
- Referrals and related activities to help obtain needed services;
- Monitoring and follow-up activities.

The following table includes Targeted Case Management service activity as provided by Genesee Health System. Individuals counted as those with ongoing services are defined as individuals receiving a Targeted Case Management-related service other than assessment during the month, including unbilled face-to-face and phone contacts.

Table 7: DY 6 Genesee Health System Targeted Case Management Activity		
Month	Count of Assessments	Count of Enrollees with Ongoing Targeted Case Management
September 2021	3	58
October 2021	3	41
November 2021	4	52
December 2021	3	24
January 2022	2	45
February 2022	0	50
March 2022	1	58
April 2022	1	45
May 2022	1	45
June 2022	0	69
July 2022	0	31
August 2022	2	37
September 2022	0	22
DY 6 Total	826	1,319

Outreach/Innovation Activities to Assure Access

MDHHS and community partners work together to coordinate and implement outreach for those affected by the Flint water system. Activities have included press conferences, public service announcements, community events, advertisements on radio and television, social media posts, and letters to providers and potential enrollees. The public can access waiver specific information, including weekly enrollment reports, on the department's website.² A variety of expenditure data and resources for Flint families are available on the State's Flint water website.³ MDHHS has prominently displayed links to both Flint websites on the MDHHS homepage.⁴

Operational and Policy Development

MDHHS regularly meets with Medicaid Health Plans and provider groups to address operational issues, programmatic issues, and policy updates and clarifications. Additionally, MDHHS provides updates to the Medical Care Advisory Council (MCAC) at regularly scheduled quarterly meetings. Enrollment in the Flint demonstration remains stable and the demonstration population continues to consistently access services. This year the CMS approved the extension of the Flint Michigan 1115 Demonstration until September 30, 2026.

Consumer Issues

MDHHS utilizes the Beneficiary Helpline as a central point of contact for members to ask questions, report complaints and resolve issues. Information on beneficiary complaints and

² <http://www.michigan.gov/mdhhs/0,5885,7-339-71547-376862--,00.html>

³ <http://www.michigan.gov/flintwater>

⁴ <http://www.michigan.gov/mdhhs/>

health plan grievances and appeals are currently collected for other Medicaid programs. In the following table, MDHHS has refined existing reporting mechanisms to measure Flint demonstration member telephone contacts with the department.

Table 8: DY 6 Flint Demonstration Customer Service Requests	
September 2021 – September 2022	
Category	Number of Contacts
Obtaining Prescriptions	24
COVID Medicaid Reopen	13
Other	9
Enrollment	5
Covered Services	5
Eligibility Not Recognized	4
Flint Attested	3
County Code	2
Total	65

Demonstration Evaluation

MDHHS has commissioned the Michigan State University Institute for Health Policy (MSU-IHP) to serve as the Flint demonstration independent evaluator. MSU-IHP will conduct demonstration evaluation activities in four domains over a four-year evaluation period. The four domains are as follows:

- I. Access to Services
- II. Access to Targeted Case Management
- III. Improved Health Outcomes
- IV. Lead Hazard Investigation

This year's administrative activities included ongoing workgroup meetings to monitor activities and produce deliverables. MSU-IHP continues to meet with MDHHS to discuss project progress. During the first quarter of the demonstration year, MSU-IHP met with CMS on the Renewal Evaluation Plan high-level concepts and proposed changes. MSU-IHP began administration of the Wave IV survey. Wave III key informant interview was administered via Qualtrics. MSU-IHP discussed including geospatial data analyses to be included in final report for first evaluation period. Preparation to meet with the MSU College of Education to discuss education data also occurred this quarter.

In the second quarter, MSU-IHP discussed with CMS the Waiver Renewal Evaluation Plan and incorporated recommended changes. MSU-IHP submitted a Renewal Evaluation Proposal and the 2021 Annual Report. Additionally, this quarter's activities included enrollee Survey Wave IV data collection and management. MSU-IHP met MSU College of Education to identify educational and developmental data for child enrollees.

During the third quarter, Enrollee Survey Wave IV and Administrative claims data management and analyses were in progress. It was decided to include the final five months of data (May 2021 – September 2021) into the preceding timeframe rather than report separately. MSU-IHP developed and implemented a workplan for the first Demonstration Period Final Report. Additionally, the Key Informant Interview Report was prepared as part of the Final Report. In preparation for the first Demonstration Period Final Report, Domain 1-4 activities were targeted towards data analyses.

Fourth quarter activities included the continued meeting of topic focused workgroups. The full workgroup met weekly to discuss current activities related to the First Demonstration Period Final Summative Report and address any questions and comments. Additionally, MSU-IHP met with MDHHS, through reoccurring Zoom meetings, to discuss project progress and address CMS' feedback on Evaluation Renewal Plan. MSU-IHP prepared and submitted the application for the revised Renewal Evaluation Plan (Second Demonstration Period). All survey data Waves I – IV were reviewed and restructured for use by both the Data and Survey teams. MSU-IHP discussed geospatial data analyses to be included in final report for first evaluation period. Preparation for the First Demonstration Period Final Summative Report and all supplementary reports also occurred this quarter.

Domain I: Access to Services

Domain I will examine the hypothesis that demonstration enrollees will access services to identify and address physical or behavioral health issues associated with lead exposure at a rate higher than others with similar levels of lead exposure. During the first quarter of the demonstration year, MSU-IHP suggested using a new comparison group, as the original comparison group was found to be too similar, for the renewal. All relevant Domain 1 survey data through Wave III was re-cleaned, merged, to harmonize with administrative data. In the second quarter, all relevant Domain 1 survey data through Wave III was merged and harmonized with administrative data. Administrative data sets through 4/30/21 were incorporated into the 2021 Annual Report. During the third quarter, all relevant Domain 1 survey data through Wave IV administrative data analysis were in progress for first Demonstration Period Final Report. Fourth quarter activity included preparation for all relevant Domain 1 administrative data through 9/30/21. All relevant Domain 1 survey data through Wave IV was re-cleaned, merged, to harmonize with administrative data.

Domain II: Access to Targeted Case Management

Domain II will assess if demonstration enrollees who access Targeted Case Management services will access needed medical, social, educational, and other services at a rate higher than others with similar levels of lead exposure. During the first quarter of the demonstration year, MSU-IHP suggested adding additional questions regarding Covid-19 to the surveys and recruiting a new cohort using same sampling method of beneficiary enrollment survey for the renewal. All relevant Domain 2 survey data through Wave III was re-cleaned and merged to harmonize with administrative data. In the second quarter, all relevant Domain 2 survey data through Wave III was merged and harmonized with administrative data. Administrative data sets

through 4/30/21 were incorporated into 2021 Annual Report. Wave III Key Informant Interview data was coded and analyzed for inclusion into the 2021 Annual Report. During the third quarter, all relevant Domain 2 survey data through Wave IV data analysis was in progress for the first Demonstration Period Final Report. MSU-IHP prepared Key Informant Interview Report as part of the Final Report. Fourth quarter activity included preparation for all relevant Domain 2 administrative data through 9/30/21. All relevant Domain 2 survey data through Wave IV was prepared for frequencies and cross tabulation. TCM Key Informant interview open ended questions were organized and coded for analyses.

Domain III: Improved Health Outcomes

Domain III will evaluate the hypothesis that demonstration enrollees will have improved health outcomes compared to others with similar levels of lead exposure. During the first quarter of the demonstration year, MSU-IHP suggested a wording change for the education piece for the renewal. All relevant Domain 3 survey data through Wave III was re-cleaned, merged, to harmonize with administrative data. In the second quarter, all relevant Domain 3 survey data through Wave III was merged and harmonized with administrative data. Administrative data sets through 4/30/21 were incorporated into the 2021 Annual Report. During the third quarter, all relevant Domain 3 survey data through Wave IV data analysis was in progress for the first Demonstration Period Final Report. Fourth quarter activity included preparation for all relevant Domain 3 administrative data through 9/30/21. All relevant Domain 3 survey data through Wave IV was prepared for frequencies and cross tabulation.

Domain IV: Lead Hazard Investigation

Domain IV will examine if the lead hazard investigation program reduces estimated expected ongoing or re-exposure to lead hazards in the absence of this program. During the first quarter of the demonstration year, MSU-IHP suggested looking at educational data and working on geospatial analysis for the renewal. All relevant Domain 4 survey data through Wave III was re-cleaned, merged, to harmonize with administrative data. During the second quarter, all relevant Domain 4 survey data through Wave III was merged into existing longitudinal survey data set. MSU-IHP will utilize Flint Registry and Flint Lead Free reporting to support this domain. In the third quarter, all relevant Domain 4 survey data through Wave IV was merged and analyzed. All relevant Domain 4 survey data through Wave IV was prepared running frequencies and cross tabulation during the fourth quarter.

Enclosures/Attachments

1. September 2021 Flint Demonstration Disenrollment Report (CM-100)
2. October 2021 Flint Demonstration Disenrollment Report (CM-100)
3. November 2021 Flint Demonstration Disenrollment Report (CM-100)
4. December 2021 Flint Demonstration Disenrollment Report (CM-100)
5. January 2022 Flint Demonstration Disenrollment Report (CM-100)
6. February 2022 Flint Demonstration Disenrollment Report (CM-100)
7. March 2022 Flint Demonstration Disenrollment Report (CM-100)
8. April 2022 Flint Demonstration Disenrollment Report (CM-100)
9. May 2022 Flint Demonstration Disenrollment Report (CM-100)
10. June 2022 Flint Demonstration Disenrollment Report (CM-100)
11. July 2022 Flint Demonstration Disenrollment Report (CM-100)
12. August 2022 Flint Demonstration Disenrollment Report (CM-100)
13. September 2022 Flint Demonstration Disenrollment Report (CM-100)
14. Demonstration Year 6 Geographic Distribution Enrollment Map: Pregnant Women
15. Demonstration Year 6 Geographic Distribution Enrollment Map: Children
16. Demonstration Year 6 Geographic Distribution Enrollment Map: Children Under 6

State Contacts

If there are any questions about the contents of this report, please contact one of the following people listed below.

Jacqueline Coleman, Waiver Specialist

Phone: (517) 284-1190

Carly Todd, Specialist

Phone: (517) 284-1196

Andrew Schalk, Hospital Reimbursement and Special Financing

Phone: (517) 284-1195

Keith White, Actuarial Division Director

Phone: (517) 284-1191

Actuarial Division

Bureau of Medicaid Operations and Actuarial Services

MSA, MDHHS, P.O. Box 30479

Lansing, MI 48909-7979

Fax: (517) 241-5112

Date Submitted to CMS

December 15, 2022

State of Michigan
Department of Health and Human Services
Medicaid Waiver Monthly CMS report

Report ID: CM-100
Report Period: 09/01/2021

Run Date: 10/05/2021
Run Time: 1:52:34PM

1. Monthly count of disenrollment because of transfer to another eligibility group:	137
-------------------------------------------------------------------------------------	-----

2. Monthly count of disenrollment other than transfer to another Medicaid group:	82
----------------------------------------------------------------------------------	----

3. Monthly count of beneficiaries due for renewal:	868
4. Number of beneficiaries due for renewal who did not renew:	866
5. Number of beneficiaries due for renewal who lost eligibility:	0

6. Enrollment continuity in weeks for all individuals enrolled during the reporting month:					
--------------------------------------------------------------------------------------------	--	--	--	--	--

05/07/2016	Thru	08/31/2021	Count:		73,802
09/01/2021	Thru	09/04/2021	Count:		109
09/05/2021	Thru	09/11/2021	Count:		44
09/12/2021	Thru	09/18/2021	Count:		29
09/19/2021	Thru	09/25/2021	Count:		40
09/26/2021	Thru	09/30/2021	Count:		33

***** END OF THE REPORT *****

State of Michigan
Department of Health and Human Services
Medicaid waiver Monthly CMS report

Report ID: CM-100
Report Period: 10/01/2021

Run Date: 03/04/2022
Run Time: 2:18:58PM

1. Monthly count of disenrollment because of transfer to another eligibility group:	104
-------------------------------------------------------------------------------------	-----

2. Monthly count of disenrollment other than transfer to another Medicaid group:	54
----------------------------------------------------------------------------------	----

3. Monthly count of beneficiaries due for renewal:	876
4. Number of beneficiaries due for renewal who did not renew:	875
5. Number of beneficiaries due for renewal who lost eligibility:	1

6. Enrollment continuity in weeks for all individuals enrolled during the reporting month:

05/07/2016	Thru	09/30/2021	Count:	74,025
10/01/2021	Thru	10/02/2021	Count:	99
10/03/2021	Thru	10/09/2021	Count:	28
10/10/2021	Thru	10/16/2021	Count:	52
10/17/2021	Thru	10/23/2021	Count:	51
10/24/2021	Thru	10/30/2021	Count:	32
10/31/2021	Thru	10/31/2021	Count:	3

***** END OF THE REPORT *****

State of Michigan
Department of Health and Human Services
Medicaid waiver Monthly CMS report

Report ID: CM-100
Report Period: 11/01/2021

Run Date: 03/04/2022
Run Time: 2:25:38PM

1. Monthly count of disenrollment because of transfer to another eligibility group:	118
-------------------------------------------------------------------------------------	-----

2. Monthly count of disenrollment other than transfer to another Medicaid group:	39
----------------------------------------------------------------------------------	----

3. Monthly count of beneficiaries due for renewal:	772
4. Number of beneficiaries due for renewal who did not renew:	772
5. Number of beneficiaries due for renewal who lost eligibility:	5

6. Enrollment continuity in weeks for all individuals enrolled during the reporting month:					
--------------------------------------------------------------------------------------------	--	--	--	--	--

05/07/2016	Thru	10/31/2021	Count:	74,290
11/01/2021	Thru	11/06/2021	Count:	141
11/07/2021	Thru	11/13/2021	Count:	34
11/14/2021	Thru	11/20/2021	Count:	32
11/21/2021	Thru	11/27/2021	Count:	17
11/28/2021	Thru	11/30/2021	Count:	31

***** END OF THE REPORT *****

State of Michigan
Department of Health and Human Services
Medicaid waiver Monthly CMS report

Report ID: CM-100
Report Period: 12/01/2021

Run Date: 03/04/2022
Run Time: 2:29:55PM

1. Monthly count of disenrollment because of transfer to another eligibility group:	114
-------------------------------------------------------------------------------------	-----

2. Monthly count of disenrollment other than transfer to another Medicaid group:	25
----------------------------------------------------------------------------------	----

3. Monthly count of beneficiaries due for renewal:	913
4. Number of beneficiaries due for renewal who did not renew:	913
5. Number of beneficiaries due for renewal who lost eligibility:	5

6. Enrollment continuity in weeks for all individuals enrolled during the reporting month:

05/07/2016	Thru	11/30/2021	Count:	74,545
12/01/2021	Thru	12/04/2021	Count:	111
12/05/2021	Thru	12/11/2021	Count:	37
12/12/2021	Thru	12/18/2021	Count:	24
12/19/2021	Thru	12/25/2021	Count:	32
12/26/2021	Thru	12/31/2021	Count:	30

***** END OF THE REPORT *****

State of Michigan
Department of Health and Human Services
Medicaid Waiver Monthly CMS report

Report ID: CM-100
Report Period: 01/01/2022

Run Date: 05/05/2022
Run Time: 8:44:38AM

1. Monthly count of disenrollment because of transfer to another eligibility group:	137
-------------------------------------------------------------------------------------	-----

2. Monthly count of disenrollment other than transfer to another Medicaid group:	32
----------------------------------------------------------------------------------	----

3. Monthly count of beneficiaries due for renewal:	831
4. Number of beneficiaries due for renewal who did not renew:	831
5. Number of beneficiaries due for renewal who lost eligibility:	1

6. Enrollment continuity in weeks for all individuals enrolled during the reporting month:					
--------------------------------------------------------------------------------------------	--	--	--	--	--

05/07/2016	Thru	12/31/2021	Count:	74,770
01/01/2022	Thru	01/01/2022	Count:	85
01/02/2022	Thru	01/08/2022	Count:	30
01/09/2022	Thru	01/15/2022	Count:	34
01/16/2022	Thru	01/22/2022	Count:	42
01/23/2022	Thru	01/29/2022	Count:	36
01/30/2022	Thru	01/31/2022	Count:	30

***** END OF THE REPORT *****

State of Michigan
Department of Health and Human Services
Medicaid waiver Monthly CMS report

Report ID: CM-100
Report Period: 02/01/2022

Run Date: 05/05/2022
Run Time: 8:58:06AM

1. Monthly count of disenrollment because of transfer to another eligibility group:	132
-------------------------------------------------------------------------------------	-----

2. Monthly count of disenrollment other than transfer to another Medicaid group:	39
----------------------------------------------------------------------------------	----

3. Monthly count of beneficiaries due for renewal:	788
4. Number of beneficiaries due for renewal who did not renew:	788
5. Number of beneficiaries due for renewal who lost eligibility:	2

6. Enrollment continuity in weeks for all individuals enrolled during the reporting month:					
--------------------------------------------------------------------------------------------	--	--	--	--	--

05/07/2016	Thru	01/31/2022	Count:	75,027
02/01/2022	Thru	02/05/2022	Count:	89
02/06/2022	Thru	02/12/2022	Count:	24
02/13/2022	Thru	02/19/2022	Count:	39
02/20/2022	Thru	02/26/2022	Count:	37
02/27/2022	Thru	02/28/2022	Count:	18

***** END OF THE REPORT *****

State of Michigan
Department of Health and Human Services
Medicaid Waiver Monthly CMS report

Report ID: CM-100
Report Period: 03/01/2022

Run Date: 05/05/2022
Run Time: 9:02:37AM

1. Monthly count of disenrollment because of transfer to another eligibility group:	101
-------------------------------------------------------------------------------------	-----

2. Monthly count of disenrollment other than transfer to another Medicaid group:	72
----------------------------------------------------------------------------------	----

3. Monthly count of beneficiaries due for renewal:	901
4. Number of beneficiaries due for renewal who did not renew:	899
5. Number of beneficiaries due for renewal who lost eligibility:	0

6. Enrollment continuity in weeks for all individuals enrolled during the reporting month:					
--------------------------------------------------------------------------------------------	--	--	--	--	--

05/07/2016	Thru	02/28/2022	Count:	75,234
03/01/2022	Thru	03/05/2022	Count:	97
03/06/2022	Thru	03/12/2022	Count:	35
03/13/2022	Thru	03/19/2022	Count:	34
03/20/2022	Thru	03/26/2022	Count:	17
03/27/2022	Thru	03/31/2022	Count:	23

***** END OF THE REPORT *****

State of Michigan
Department of Health and Human Services
Medicaid Waiver Monthly CMS report

Report ID: CM-100
Report Period: 04/01/2022

Run Date: 08/04/2022
Run Time: 8:41:24AM

1. Monthly count of disenrollment because of transfer to another eligibility group:	136
-------------------------------------------------------------------------------------	-----

2. Monthly count of disenrollment other than transfer to another Medicaid group:	73
----------------------------------------------------------------------------------	----

3. Monthly count of beneficiaries due for renewal:	648
4. Number of beneficiaries due for renewal who did not renew:	648
5. Number of beneficiaries due for renewal who lost eligibility:	1

6. Enrollment continuity in weeks for all individuals enrolled during the reporting month:

05/07/2016	Thru	03/31/2022	Count:	75,420
04/01/2022	Thru	04/02/2022	Count:	83
04/03/2022	Thru	04/09/2022	Count:	30
04/10/2022	Thru	04/16/2022	Count:	25
04/17/2022	Thru	04/23/2022	Count:	30
04/24/2022	Thru	04/30/2022	Count:	47

***** END OF THE REPORT *****

State of Michigan
Department of Health and Human Services
Medicaid Waiver Monthly CMS report

Report ID: CM-100
Report Period: 05/01/2022

Run Date: 08/04/2022
Run Time: 8:49:12AM

1. Monthly count of disenrollment because of transfer to another eligibility group:	113
-------------------------------------------------------------------------------------	-----

2. Monthly count of disenrollment other than transfer to another Medicaid group:	41
----------------------------------------------------------------------------------	----

3. Monthly count of beneficiaries due for renewal:	713
4. Number of beneficiaries due for renewal who did not renew:	713
5. Number of beneficiaries due for renewal who lost eligibility:	0

6. Enrollment continuity in weeks for all individuals enrolled during the reporting month:					
--------------------------------------------------------------------------------------------	--	--	--	--	--

05/07/2016	Thru	04/30/2022	Count:		75,635
05/01/2022	Thru	05/07/2022	Count:		141
05/08/2022	Thru	05/14/2022	Count:		41
05/15/2022	Thru	05/21/2022	Count:		28
05/22/2022	Thru	05/28/2022	Count:		35
05/29/2022	Thru	05/31/2022	Count:		18

***** END OF THE REPORT *****

State of Michigan
Department of Health and Human Services
Medicaid Waiver Monthly CMS report

Report ID: CM-100
Report Period: 06/01/2022

Run Date: 08/04/2022
Run Time: 8:59:26AM

1. Monthly count of disenrollment because of transfer to another eligibility group:	139
-------------------------------------------------------------------------------------	-----

2. Monthly count of disenrollment other than transfer to another Medicaid group:	42
----------------------------------------------------------------------------------	----

3. Monthly count of beneficiaries due for renewal:	769
4. Number of beneficiaries due for renewal who did not renew:	765
5. Number of beneficiaries due for renewal who lost eligibility:	1

6. Enrollment continuity in weeks for all individuals enrolled during the reporting month:					
--------------------------------------------------------------------------------------------	--	--	--	--	--

05/07/2016	Thru	05/31/2022	Count:	75,898
06/01/2022	Thru	06/04/2022	Count:	96
06/05/2022	Thru	06/11/2022	Count:	29
06/12/2022	Thru	06/18/2022	Count:	35
06/19/2022	Thru	06/25/2022	Count:	29
06/26/2022	Thru	06/30/2022	Count:	33

***** END OF THE REPORT *****

State of Michigan
Department of Health and Human Services
Medicaid Waiver Monthly CMS report

Report ID: CM-100
Report Period: 07/01/2022

Run Date: 11/01/2022
Run Time: 2:10:41PM

1. Monthly count of disenrollment because of transfer to another eligibility group:	120
-------------------------------------------------------------------------------------	-----

2. Monthly count of disenrollment other than transfer to another Medicaid group:	41
----------------------------------------------------------------------------------	----

3. Monthly count of beneficiaries due for renewal:	904
4. Number of beneficiaries due for renewal who did not renew:	904
5. Number of beneficiaries due for renewal who lost eligibility:	0

6. Enrollment continuity in weeks for all individuals enrolled during the reporting month:					
--------------------------------------------------------------------------------------------	--	--	--	--	--

05/07/2016	Thru	06/30/2022	Count:		76,109
07/01/2022	Thru	07/02/2022	Count:		106
07/03/2022	Thru	07/09/2022	Count:		28
07/10/2022	Thru	07/16/2022	Count:		31
07/17/2022	Thru	07/23/2022	Count:		45
07/24/2022	Thru	07/30/2022	Count:		39
07/31/2022	Thru	07/31/2022	Count:		2

***** END OF THE REPORT *****

State of Michigan
Department of Health and Human Services
Medicaid Waiver Monthly CMS report

Report ID: CM-100
Report Period: 08/01/2022

Run Date: 11/01/2022
Run Time: 2:30:21PM

1. Monthly count of disenrollment because of transfer to another eligibility group:	106
-------------------------------------------------------------------------------------	-----

2. Monthly count of disenrollment other than transfer to another Medicaid group:	55
----------------------------------------------------------------------------------	----

3. Monthly count of beneficiaries due for renewal:	1109
4. Number of beneficiaries due for renewal who did not renew:	1108
5. Number of beneficiaries due for renewal who lost eligibility:	0

6. Enrollment continuity in weeks for all individuals enrolled during the reporting month:					
--------------------------------------------------------------------------------------------	--	--	--	--	--

05/07/2016	Thru	07/31/2022	Count:	76,360
08/01/2022	Thru	08/06/2022	Count:	111
08/07/2022	Thru	08/13/2022	Count:	35
08/14/2022	Thru	08/20/2022	Count:	25
08/21/2022	Thru	08/27/2022	Count:	37
08/28/2022	Thru	08/31/2022	Count:	16

***** END OF THE REPORT *****

State of Michigan
Department of Health and Human Services
Medicaid Waiver Monthly CMS report

Report ID: CM-100
Report Period: 09/01/2022

Run Date: 11/01/2022
Run Time: 2:35:46PM

1. Monthly count of disenrollment because of transfer to another eligibility group:	117
-------------------------------------------------------------------------------------	-----

2. Monthly count of disenrollment other than transfer to another Medicaid group:	45
----------------------------------------------------------------------------------	----

3. Monthly count of beneficiaries due for renewal:	496
4. Number of beneficiaries due for renewal who did not renew:	496
5. Number of beneficiaries due for renewal who lost eligibility:	0

6. Enrollment continuity in weeks for all individuals enrolled during the reporting month:					
--------------------------------------------------------------------------------------------	--	--	--	--	--

05/07/2016	Thru	08/31/2022	Count:		76,584
09/01/2022	Thru	09/03/2022	Count:		88
09/04/2022	Thru	09/10/2022	Count:		29
09/11/2022	Thru	09/17/2022	Count:		31
09/18/2022	Thru	09/24/2022	Count:		31
09/25/2022	Thru	09/30/2022	Count:		32

***** END OF THE REPORT *****

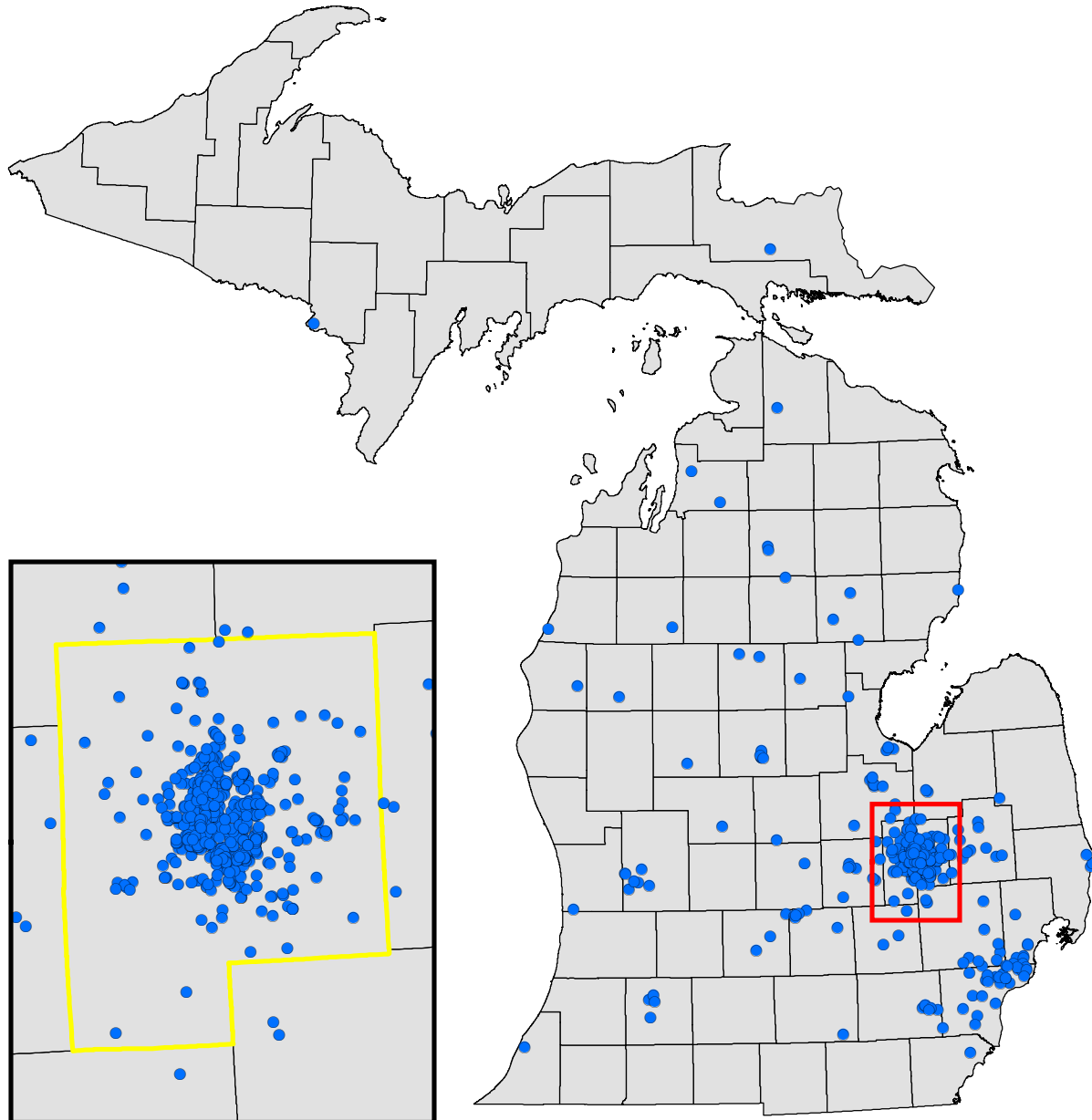
Flint Demonstration Waiver Enrollees

Pregnant

September 2021 - September 2022

Genesee: 702

All Other Counties: 179



Source: MDHHS Data Warehouse
Retrieved on November 22, 2022

MDHHS - Actuarial Division
November 28, 2022

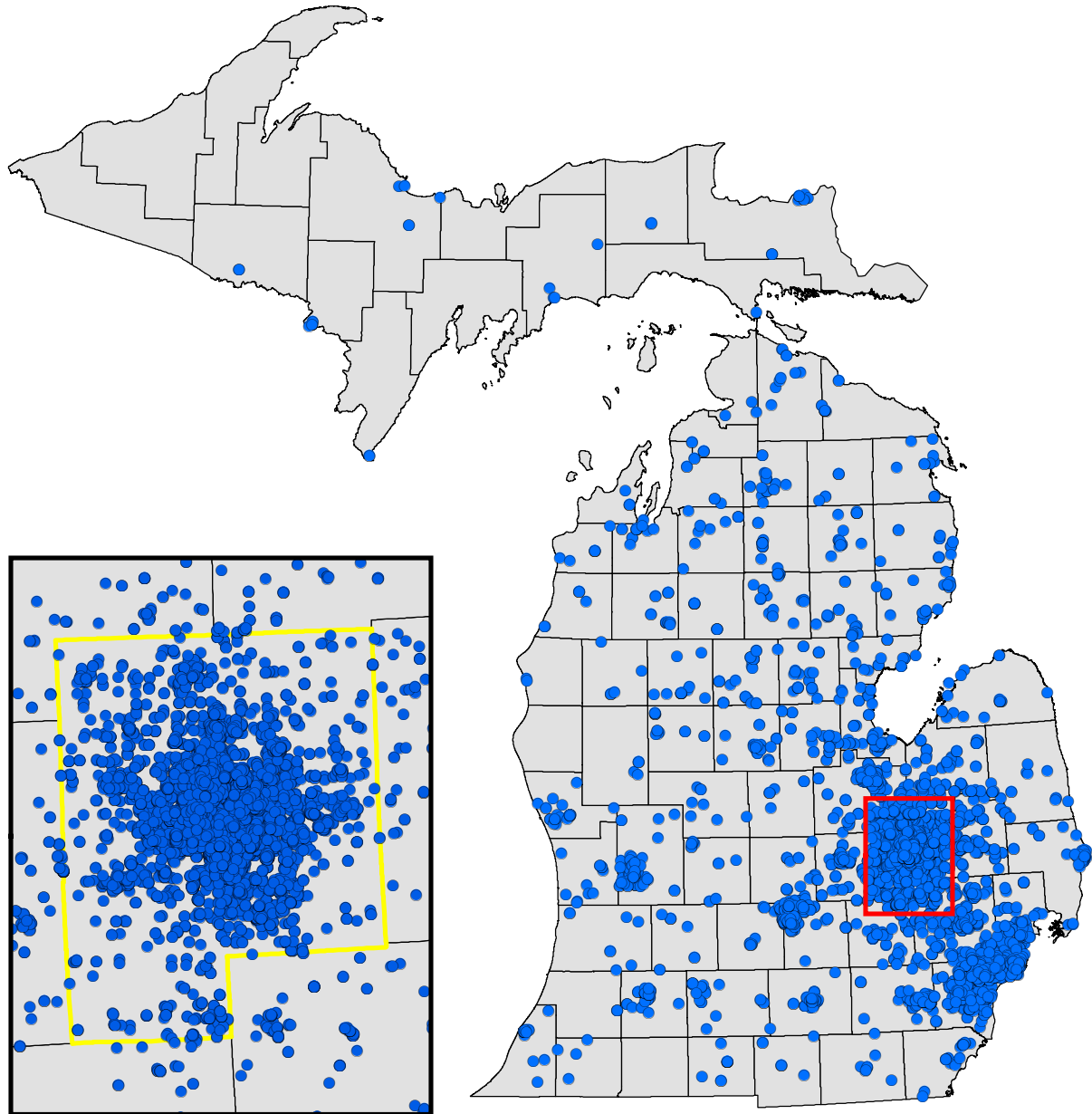
Flint Demonstration Waiver Enrollees

0-20 Years Old

September 2021 - September 2022

Genesee: 23,230

All Other Counties: 4,042



Source: MDHHS Data Warehouse
Retrieved on November 22, 2022

MDHHS - Actuarial Division
November 28, 2022

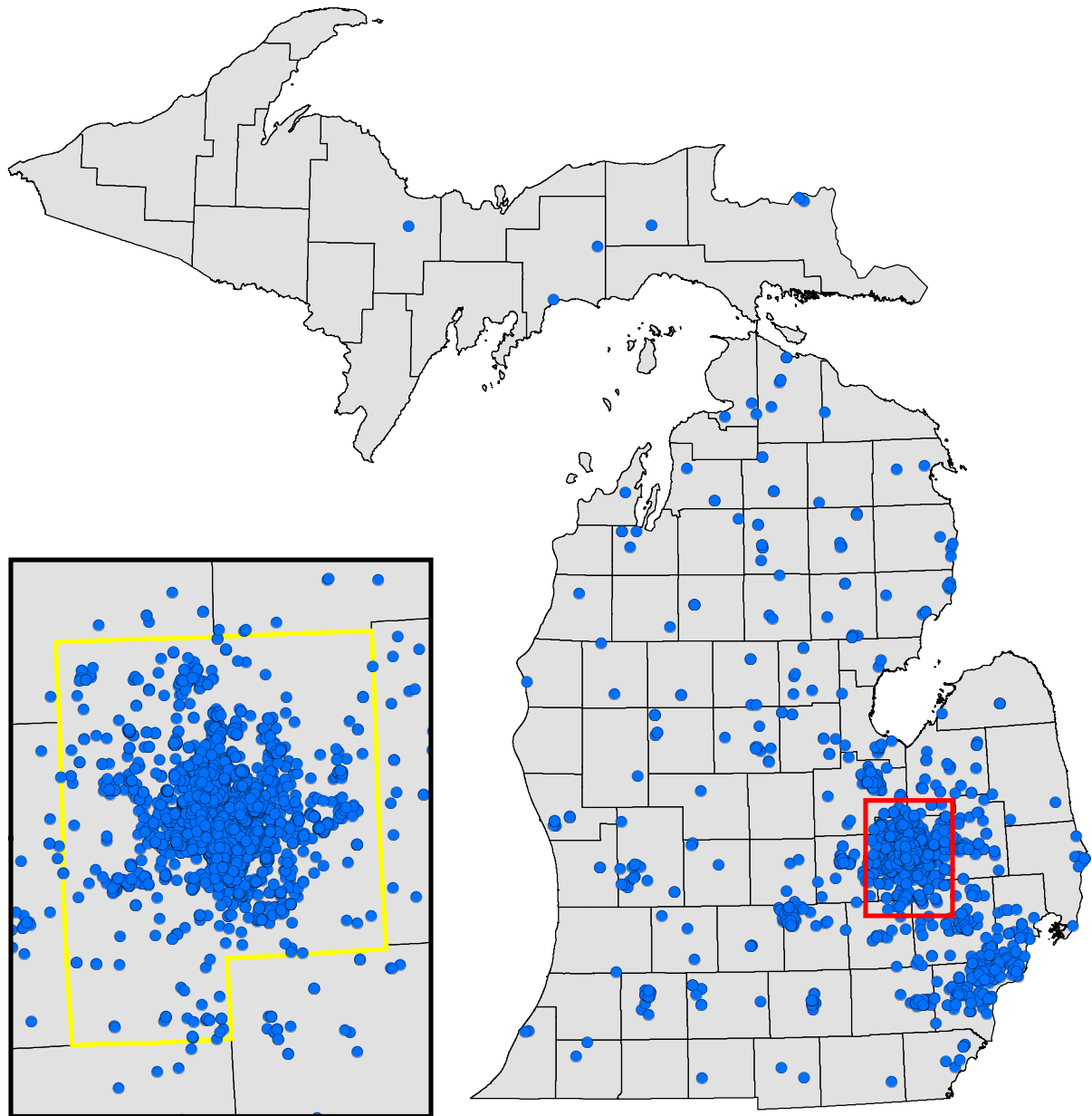
Flint Demonstration Waiver Enrollees

0-5 Years Old

September 2021 - September 2022

Genesee: 5,089

All Other Counties: 980



Source: MDHHS Data Warehouse
Retrieved on November 22, 2022

MDHHS - Actuarial Division
November 28, 2022