




Medicaid Managed Care Enrollment and Program Characteristics 2023



Winter 2026

CONTENTS

Medicaid Managed Care Enrollment and Program Characteristics: 2023 1

 Summary 1

 Data Limitations 1

 Report Highlights 3

 Federal Authorities: Waivers and State Plan Amendments 4

 Key Terms, Abbreviations, and Definitions 6

State and National Tables & Maps 10

 Table 1. State Medicaid Managed Care Enrollment Data Summary as of July 1, 2023 11

 Table 2. State Managed Care Enrollment by Program Type, All Eligible Enrollees as of July 1, 2023 14

 Table 3. Dually Eligible Individuals Enrolled in Managed Care by Program Type as of July 1, 2023 17

 Table 4. Share of Medicaid Enrollees in Any Managed Care and in Comprehensive Managed Care as of July 1, 2023 20

 Map of State Comprehensive Managed Care Penetration as of July 1, 2023 23

 Table 5. Enrollment by Program and Plan as of 2023 24

 Table 6. Medicaid Managed Long-Term Services and Supports (MLTSS) Program Users or Enrollees as of July 1, 2023 112

 Map of State Counts of Users of MLTSS as of July 1, 2023 114

 Table 7. Number of Managed Care Programs Enrolling Certain Populations on a Mandatory or Voluntary Basis at any point in Calendar Year 2023 115

 Table 8. Number of Managed Care Program Types, by Quality-Related Requirements, Performance Incentives, and Provider Value Based Purchasing (VBP) Status at any point in Calendar Year 2023 ... 116

Medicaid Managed Care Enrollment and Program Characteristics: 2023

Summary

This report provides summaries of the number of enrollees in Medicaid managed care programs at the national and state levels as of July 1, 2023. The Centers for Medicare & Medicaid Services (CMS) collected the data and information presented in this report in late 2024 and early 2025 from all states and territories authorized to provide Medicaid managed care benefits and services.

National tables provide summary data on Medicaid managed care enrollment at the state, program, and managed care plan levels, as well as program features, including type of enrollment (mandatory or voluntary) by population group, quality assurance requirements, and use of performance incentives by managed care program type. For purposes of this report, the term “managed care plan” refers to the following entities as defined under 42 CFR 438.2 — Managed Care Organizations (MCOs), Prepaid Inpatient Health Plans (PIHPs), Prepaid Ambulatory Health Plans (PAHPs), Primary Care Case Managers (PCCMs), and Primary Care Case Management Entities (PCCM Entities).

A separate set of state tables, found in an accompanying report, summarize the characteristics of each managed care program including program type, geographic reach, federal operating authority, program start and end dates, enrollee populations, services covered, quality assurance and improvement provisions, and the names of participating plans or providers.

Data Limitations

CMS conducted data validation and quality assurance activities on the enrollment data and program features provided by states. While CMS made efforts to resolve apparent errors, users of this report should be aware of the following limitations:

- States may differ in how they describe similar types of managed care programs. For example, some states list all benefits provided through a Fee-for-Service (FFS) delivery system and coordinated by primary care case managers in their PCCMs, while other states list only case management as the covered service (considering the remaining services covered by the FFS delivery system).
- Some states can provide a total unduplicated count of enrollees in any type of managed care but cannot provide unduplicated counts of enrollees in a specific managed care program type or plan when individuals can be enrolled in more than one program or plan concurrently. This results in potential differences in how state data is reported, depending on how a specific program type is defined for each data table in the report. For example, a state might consider multiple programs to be comprehensive managed care and allow enrollment in more than one program. Because of this, the state may be able to report unduplicated comprehensive managed care as defined in Table 1, but unable to report unduplicated comprehensive managed care separately from PACE in Table 2.
- Some states chose to suppress data, meaning that the report displays a plan or program with very small enrollment numbers (e.g., fewer than 10 or fewer than 30, depending on the state) as 0. States suppress this data to protect enrollees’ privacy and mitigate the risk of personal identification.
- In some cases, states reported program or plan names that differ from those used in publicly available sources, including the 2022 edition of this report. For example, states may vary from year to year and source to source in how they refer to their PACE program, sometimes calling it

“PACE,” “Program of All-Inclusive Care for the Elderly,” or “Program for Seniors.” Although these program names represent the same program, the naming convention varies, and CMS reported the program names as submitted by the state.

- This report relies on state-reported data. CMS conducted outreach to states to clarify data quality concerns in their enrollment data submissions. The data in this report is reflective of all state data received as of May 31, 2025.¹
- CMS is unable to follow up and validate every data point reported by states. As part of our approved validation process, we followed up with every state that had more than a 10% change in the following data points:
 - Total Medicaid Enrollees,
 - Total Medicaid Enrollment in Any Type of Managed Care,
 - Medicaid Enrollment in Comprehensive Managed Care,
 - Total number of MLTSS users (the sum of “Comprehensive Managed Care Including LTSS: Number of Enrollees Using LTSS” and “MLTSS Only: Number of Enrollees Using LTSS”), and
 - Total Dually Eligible Individuals.
- States reviewed and validated their data, and either provided a correction or confirmed that large differences (i.e., more than a 10% change from 2022 to 2023) were accurate. Many states indicated these changes were a result of the Public Health Emergency (PHE) and/or unwinding efforts.

Questions regarding state- or territory-specific information in this report should be directed to the corresponding state or territory Medicaid official. Contact information is available on each state Medicaid agency’s website at this link: <http://medicaiddirectors.org/about/medicaid-directors/>.

¹ While collecting data for the 2023 version of this report, CMS received the following updates to data reported in 2022: 1) North Dakota updated their “Total Medicaid Enrollment in Any Type of Managed Care” from 95,076 to 104,739; 2) Ohio updated their total number of MLTSS users from 147,708 to 53,000; and 3) Tennessee was unable to provide a count of unduplicated enrollees in “Comprehensive MCO (with or without MLTSS)” (Tables 2 and 3); Table 3 in the 2022 report should not have included the total count of dually eligible enrollees in comprehensive managed care for Tennessee. The Report Highlights section below that compares 2023 enrollment data to data reported in the 2022 Medicaid Managed Care Enrollment Report is reflective of these changes. As a result, the number of dually eligible enrollees in comprehensive managed care in 2022 was reported as 3.9 million but has been revised to 3.7 million. Similarly, the number of MLTSS users in 2022 was reported as 1.8 million but has been revised to 1.7 million. Additionally, any references to the total 2022 Medicaid enrollment count in the Report Highlights section includes data from Medicaid Budget and Expenditure System for territories and FFS states.

Report Highlights

In 2023, over 99 million Americans were enrolled in Medicaid with approximately 85 million enrollees, or 85.2%, receiving some or all their care through a Medicaid managed care plan. Medicaid managed care enrollment data and program characteristics as of July 1, 2023, show the following trends:

- **Total Medicaid managed care enrollment across all types of managed care plans, including in comprehensive MCOs,² increased slightly from 2022 to 2023.** The increase was lower than observed in previous years and likely reflects the beginning effects of the conclusion of Medicaid's continuous enrollment condition on March 31, 2023.
 - Total Medicaid managed care enrollment across all types of managed care plans, including MCOs, PAHPs, PIHPs, PCCMs, and PCCM Entities, increased by 2.0% from 2022 to 2023, comparable to the increase in overall Medicaid enrollment (1.7%).
 - Medicaid enrollment in comprehensive MCOs, inclusive of PACE, increased by 3.8%, from 73.6 million in 2022 to 76.4 million in 2023.³
- **Enrollment of people dually eligible for Medicare and Medicaid (referred to hereafter as dually eligible individuals) in comprehensive MCOs continued to grow in 2023, increasing by 19.1%, up from 3.7 million in 2022 to 4.5 million in 2023.** The number of dually eligible individuals enrolled in comprehensive MCOs as a percent of total dually eligible individuals increased from 33.0% in 2022⁴ to 38.6% in 2023.⁵
- **Enrollment in PCCMs, Behavioral Health Organizations (BHOs), Dental programs and Non-Emergency Medical Transportation (NEMT) programs as a percent of total Medicaid enrollees remained relatively steady in 2023.**
 - Enrollment in PCCMs decreased slightly from 2.7% of total Medicaid enrollees in 2022 to 2.1% in 2023.
 - Enrollment in BHOs was 8.5% of total Medicaid enrollees in 2023, down slightly from 8.7% in 2022.
 - Enrollment in Dental programs was 15.1% of total Medicaid enrollees in 2023, decreasing slightly when compared to 15.9% in 2022.
 - Enrollment in NEMT programs increased slightly from 12.2% of total Medicaid enrollees in 2022 to 12.9% in 2023.
- **Enrollment in Managed Long-Term Services and Supports (MLTSS) programs grew in 2023.** As of July 1, 2023, there were approximately 1.8 million reported MLTSS users nationwide, which is slightly higher than the 1.7 million reported MLTSS users in 2022, a 6.0% enrollment increase.^{6, 7}
- **The percentage of low-income childless adults eligible for Medicaid through the Affordable Care Act's (ACA) Medicaid expansion and enrolled in managed care increased for the eighth straight year.** In 2023, about 24.3 million such adults were enrolled in comprehensive MCOs as compared to 21.2 million in 2022, representing a 14.3% increase.

² Includes comprehensive MCOs, both with and without MLTSS, and PACE program enrollees.

³ Tennessee's 2023 data submission indicated that they were unable to provide an unduplicated count of enrollees in comprehensive MCO programs. For this statistic, Tennessee's comprehensive managed care enrollment is equal to their total unduplicated enrollment in any form of managed care, as reported by the state.

⁴ The percent of dually eligible individuals in comprehensive MCOs in 2022 was updated to reflect a change in reporting for Tennessee. Tennessee's total count of dually eligible individuals is included in the denominator, but not in the numerator because the state's 2022 data submission indicated they were unable to provide an unduplicated count of dually eligible individuals in comprehensive MCO programs.

⁵ Tennessee's total count of dually eligible individuals is included in the denominator, but not in the numerator because the state's 2023 data submission indicated they were unable to provide an unduplicated count of dually eligible individuals in comprehensive MCO programs.

⁶ Total MLTSS users in 2022 was reported as 1.8 million but has been revised to 1.7 million based on state-reported updates to 2022 data, as noted in footnote 1.

⁷ The total number of MLTSS users is the sum of "Comprehensive Managed Care Include LTSS: Number of Enrollees Using LTSS" and "MLTSS Only: Number of Enrollees Using LTSS", as shown in Table 6.

Federal Authorities: Waivers and State Plan Amendments

Federal Authority	Description of Authority
-------------------	--------------------------

1115(a)	States can apply for a Section 1115 demonstration to test experimental, pilot, or demonstration projects that promote the objectives of Medicaid and the Children's Health Insurance Program (CHIP).
1902(a)(70)	States can use Section 1902(a)(70) statutory authority to amend their Medicaid state plan to establish NEMT brokerage programs without regard to statutory requirements for comparability, geographic region served, and freedom of choice.
1905(t)	States can use Section 1905(t) statutory authority to create voluntary primary care case management managed care programs.
1915(a)	States can use Section 1915(a) statutory authority to enter a voluntary contract with an entity to provide state plan services. Enrollment is voluntary.
1915(b)	States can use Section 1915(b) waivers to mandate enrollment of special populations into managed care delivery systems or otherwise limit enrollees' choice of providers.
1915(c)	States can use Section 1915(c) waivers to provide long-term services and supports (LTSS) in home and community settings rather than institutional settings. By using 1915(c) waivers concurrently with 1915(a), 1932(a), or 1915(b) authorities, states can provide LTSS through a managed care delivery system. Without a concurrent waiver that authorizes a state to deliver these services through managed care, 1915(c) waiver services are delivered through a FFS delivery system.
1915(i)	States can use Section 1915(i) statutory authority to offer a variety of home and community-based services (HCBS) through the state plan, regardless of whether enrollees meet the institutional level of care. By using 1915(i) authority concurrently with 1915(a), 1932(a), or 1915(b) authorities, states can provide LTSS through a managed care delivery system. Without a concurrent waiver that authorizes a state to deliver these services through managed care, 1915(i) services are delivered through a FFS delivery system.
1915(j)	States can use Section 1915(j) statutory authority to offer self-directed personal assistance services provided under the state plan and/or section 1915(c) waivers. By using 1915(j) authority concurrently with 1915(a), 1932(a), or 1915(b) authorities, states can provide LTSS through a managed care delivery system. Without a concurrent waiver that authorizes a state to deliver these services through managed care, 1915(j) services are delivered through a FFS delivery system.
1915(k)	States can use Section 1915(k) statutory authority to provide home and community-based attendant services and supports (the "Community First Choice Option") under their state plan. By using 1915(k) authority concurrently with 1915(a), 1932(a), or 1915(b) authorities, states can provide LTSS through a managed care delivery system. Without a concurrent waiver that authorizes a state to deliver these services through managed care, 1915(k) services are delivered through a FFS delivery system.

Federal Authority	Description of Authority
--------------------------	---------------------------------

1932(a)	States can use Section 1932(a) statutory authority to mandate enrollment of Medicaid enrollees in managed care plans without section 1915(b) or 1115 waiver authority. However, certain groups are exempt from mandatory enrollment (i.e., dually eligible individuals, American Indians/Alaska Natives, and children with special health care needs). Additionally, with exceptions for rural areas, the state must offer at least two managed care options.
1937	States can use Section 1937 statutory authority to provide alternative benefits tailored to meet the needs of certain Medicaid population groups, target residents in certain areas of the state, or provide services through specific delivery systems instead of following the traditional Medicaid benefit plan. The ACA amended Section 1937 by requiring states to provide an alternative benefit package to the newly eligible adult (Section VIII) Medicaid expansion population, which must cover the 10 essential health benefits described in ACA Section 1302(b).
1945 and 1945A	States can use Section 1945 statutory authority to establish Health Homes for purposes of coordinating care for Medicaid enrollees who have chronic conditions and Section 1945A statutory authority to support a family-centered system of care for children with medically complex conditions. Although Medicaid Health Homes are not a managed care delivery system, states can combine these authorities with a managed care authority such as 1915(a), 1932(a), or 1915(b) to provide health home services through managed care plans.

Key Terms, Abbreviations, and Definitions

Key Term ⁸	Abbreviation	Definition
<i>Affordable Care Act</i>	ACA	The Patient Protection and Affordable Care Act is a federal law passed in 2010. Among other provisions, the ACA authorized states to expand Medicaid coverage to non-pregnant, childless, low-income adults with household incomes up to 138 percent of the federal poverty level without a waiver or other special authority.
<i>American Indians/Alaska Natives Covered Population</i>	AI/AN	Medicaid is available to AI/AN individuals. AI/AN individuals are eligible for services from the Indian Health Service, tribal health programs, or urban Indian programs (known as I/T/Us). AI/AN individuals are exempt from enrollment in certain types of Medicaid managed care programs and, if enrolled, can continue to obtain services through an I/T/U even if the I/T/U is not a provider in the managed care network.
<i>Behavioral Health Organization</i>	BHO	A managed care plan specializing in coverage of behavioral health (mental health and/or substance use disorder) services on a prepaid basis.
<i>Centers for Medicare & Medicaid Services</i>	CMS	The federal agency that administers the Medicare and Medicaid programs.
<i>Comprehensive Managed Care Organization</i>	Comprehensive MCO	For the purposes of this data collection and report, this term refers to managed care plans that cover all acute, primary, and specialty medical services; some also cover behavioral health and LTSS. Plans that qualify as comprehensive MCOs include managed care organizations as defined in 42 CFR 438.2; as well as Health Insuring Organizations (HIOs), as defined in 42 CFR 438.2, that operate in California.
<i>Consumer Assessment of Healthcare Providers and Systems</i>	CAHPS	Surveys that ask consumers and patients about their experiences with health care services and health plans. Some states require health plans to submit data/results from CAHPS surveys of managed care enrollees.
<i>Dental Prepaid Ambulatory Health Plan</i>	Dental PAHP	A limited benefit plan that only covers dental services.
<i>Enrollee</i>	–	As defined in 42 CFR 438.2, a Medicaid beneficiary who is currently enrolled in an MCO, PIHP, PAHP, PCCM, or PCCM Entity in a given managed care program.
<i>External Quality Review Organization</i>	EQRO	As defined in 42 CFR 438.320, an organization that meets competence and independence requirements set forth in 42 CFR 438.354, and performs an external quality review (EQR), other EQR-related activities as set forth in 42 CFR 438.358, or both.
<i>Fee-For-Service</i>	FFS	A delivery system in which the state reimburses providers directly for each individual service rendered.
<i>Healthcare Effectiveness Data and Information Set</i>	HEDIS	A collection of performance measures and technical specifications that certain Medicaid managed care programs are required to collect, calculate, and submit to the state(s) in which they operate. HEDIS measures/definitions are produced and maintained by the National Committee for Quality Assurance (NCQA).

⁸ The Key Terms, Abbreviations, and Definitions have been updated to remove terms not used in the body of the enrollment report for readability (e.g., Early and Periodic Screening, Diagnostic and Treatment (EPSDT), Federally Qualified Health Center (FQHC), Intermediate Care Facility (ICF)).

Key Term ⁸	Abbreviation	Definition
<i>Home and Community-Based Services</i>	HCBS	Services and supports provided in home or community settings to Medicaid enrollees who need assistance with activities of daily living; commonly offered to older adults and/or individuals with mental illnesses, intellectual or developmental disabilities, traumatic brain injuries, and/or physical disabilities.
<i>Long-term Services and Supports</i>	LTSS	As defined in 42 CFR 438.2, services and supports provided to beneficiaries of all ages who have functional limitations and/or chronic illnesses that have the primary purpose of supporting the ability of the beneficiary to live or work in the setting of their choice, which may include the individual's home, a worksite, a provider-owned or controlled residential setting, a nursing facility, or other institutional setting.
<i>Managed Long Term Services and Supports</i>	MLTSS	The delivery of LTSS, such as nursing home care and HCBS, through capitated Medicaid managed care programs. MLTSS programs may cover: (1) LTSS in addition to medical care through comprehensive MCOs, or (2) only LTSS benefits through PIHPs or PAHPs, referred to as MLTSS-only programs. The services are authorized under another authority, such as section 1915(c) waivers and section 1915(i), (j), and (k) state plan authorities.
<i>Medicaid</i>	–	A health care program providing coverage for eligible low-income adults, children, pregnant women, adults over the age of 65 and people with disabilities. Medicaid is jointly administered and funded by states and the federal government, according to federal rules.
<i>Medicaid Managed Care</i>	–	The delivery of Medicaid benefits, case management, or other functions through contracted arrangements between state Medicaid agencies and managed care plans. Risk-based MCOs, PIHPs, and PAHPs accept a set per member per month (capitation) payment for providing benefits and other contractual functions. Some PIHPs and PAHPs operate under a non-risk contract whereby the plan is not at financial risk for utilization change or costs incurred that do not exceed the upper payment limits and may be reimbursed at the end of the contract period based on incurred costs. PCCMs and PCCM Entities are paid a monthly case management fee for performing the associated function(s).
<i>Medicaid State Plan</i>	–	An agreement between a state and the federal government describing how that state administers its Medicaid program, including eligibility, services covered, reimbursement, and administrative activities.
<i>Medicaid Waivers</i>	–	Statutory authorities under which the Secretary of Health and Human Services, upon the request of a state, may authorize the state to receive federal Medicaid matching funds for expenditures when the benefits, populations covered, or other program features deviate from requirements or limitations set forth in federal statute.
<i>Medicare</i>	–	A health care program for individuals ages 65 and older, and individuals under age 65 with certain disabilities; administered and funded by the federal government.
<i>Non-Emergency Medical Transportation PAHP</i>	NEMT PAHP	As defined in 42 CFR 438.9(a), an entity that provides only NEMT services to enrollees under contract with the state, and on

Key Term ⁸	Abbreviation	Definition
		the basis of prepaid capitation payments, or other payment arrangements that do not use state plan payment rates.
<i>People dually eligible for Medicare and Medicaid (also referred to as dually eligible individuals)</i>	–	Individuals who are eligible for Medicare and eligible to receive: (1) all state Medicaid benefits (“full duals”), or (2) state coverage of Medicare premiums and/or cost sharing, without coverage of all state Medicaid benefits (“partial duals”).
<i>Prepaid Health Plan</i>	PHP	Prepaid ambulatory or inpatient health plans that cover a limited set of benefits, such as behavioral health, long-term care, dental, or transportation.
<i>Prepaid Ambulatory Health Plan</i>	PAHP	As defined in 42 CFR 438.2, an entity that: (1) provides services to enrollees under contract with the state, and on the basis of capitation payments, or other payment arrangements that do not use state plan payment rates; (2) does not provide or arrange for, and is not otherwise responsible for the provision of any inpatient hospital or institutional services for its enrollees; and (3) does not have a comprehensive risk contract.
<i>Prepaid Inpatient Health Plan</i>	PIHP	As defined in 42 CFR 438.2, an entity that: (1) provides services to enrollees under contract with the state, and on the basis of capitation payments, or other payment arrangements that do not use state plan payment rates; (2) provides, arranges for, or otherwise has responsibility for the provision of any inpatient hospital or institutional services for its enrollees; and (3) does not have a comprehensive risk contract.
<i>Primary Care Case Management</i>	–	As defined in 42 CFR 438.2, a system under which a Primary Care Case Manager (PCCM) contracts with the state to furnish case management services (including the location, coordination, and monitoring of primary health care services) to Medicaid beneficiaries or a PCCM Entity contracts with the state to provide a defined set of functions.
<i>Primary Care Case Management Entity</i>	PCCM Entity	As defined in 42 CFR 438.2, an organization that provides any of the following functions, in addition to providing primary care case management services for the state: (1) provision of intensive telephonic or face-to-face case management, including operation of a nurse triage advice line; (2) development of enrollee care plans; (3) execution of contracts with and/or oversight responsibilities for the activities of FFS providers in the FFS program; (4) provision of payments to FFS providers on behalf of the state; (5) enrollee outreach and education activities; (6) operation of a customer service call center; (7) review of provider claims, utilization and practice patterns to conduct provider profiling, and/or practice improvement; (8) implementation of quality improvement activities, including administering enrollee satisfaction surveys or collecting data necessary for performance measurement of providers; (9) coordination with mental and substance use disorder health systems and providers; (10) coordination with LTSS systems/providers.
<i>Primary Care Case Manager</i>	PCCM	As defined in 42 CFR 438.2, a physician, a physician group practice or, at state option, any of the following: (1) A physician assistant; (2) A nurse practitioner; (3) A certified nurse-midwife.

Key Term ⁸	Abbreviation	Definition
<i>Program of All-Inclusive Care for the Elderly</i>	PACE	A program that provides prepaid, capitated comprehensive medical and social services in an adult day health center, as well as in-home and referral services according to a participant's needs. To qualify, individuals must: (1) be 55 years of age or older; (2) meet a nursing home level of care; and (3) live in a PACE organization service area.
<i>Section VIII Expansion</i>	–	Section VIII of the ACA authorized the expansion of Medicaid coverage to non-pregnant, childless, low-income adults with household income up to 138 percent of the federal poverty level, who could previously be covered only under a waiver or other special authority.
<i>Value Based Purchasing</i>	VBP	A range of health care payment models that use financial and non-financial incentives to encourage improvements in performance at multiple levels (e.g., provider, MCO) within the health system.

State and National Tables & Maps

Table 1. State Medicaid Managed Care Enrollment Data Summary as of July 1, 2023

State or Territory	Total Medicaid Enrollees ⁹	Total Medicaid Enrollment in Any Type of Managed Care ¹⁰	Medicaid Enrollment in Comprehensive Managed Care ¹¹	Medicaid Enrollment in Comprehensive MCOs Under ACA Section VIII Expansion ¹²
TOTALS	99,780,667	85,047,388	76,433,074	24,265,907
Alabama	1,352,426	1,075,564	183	--
Alaska	256,483	--	--	--
American Samoa	33,887	--	--	--
Arizona	2,297,677	1,946,545	1,819,113	630,939
Arkansas	1,023,415	904,678	54,612	3,347
California	15,627,380	14,151,003	13,903,828	4,829,133
Colorado ¹³	1,688,331	1,583,665	4,110	81,916
Connecticut	1,162,357	--	--	--
Delaware	321,567	285,832	276,688	93,046
District of Columbia	311,457	296,534	268,142	87,979
Florida	5,427,530	5,077,588	4,172,789	--
Georgia	2,848,804	2,513,329	2,092,165	--
Guam	44,290	--	--	--
Hawaii	446,840	446,739	446,739	176,928
Idaho	376,448	354,828	23,067	--
Illinois	4,002,692	2,978,426	2,978,426	757,036
Indiana	2,158,978	1,697,428	1,697,428	759,772
Iowa	781,911	739,334	732,241	226,452
Kansas	525,820	435,820	435,820	--
Kentucky	1,642,210	1,496,335	1,496,335	606,404

⁹ The "Total Medicaid Enrollees" column represents an unduplicated count of all enrollees in FFS and any type of managed care, including Medicaid-only and dually eligible individuals receiving full Medicaid benefits or Medicaid cost sharing.

¹⁰ The "Total Medicaid Enrollment in Any Type of Managed Care" column represents an unduplicated count of enrollees in any Medicaid managed care program, including comprehensive MCOs, limited benefit plans such as prepaid inpatient and ambulatory health plans, PCCMs, and PCCM Entities.

¹¹ The "Medicaid Enrollment in Comprehensive Managed Care" column represents a count of Medicaid enrollees in a managed care plan that provides comprehensive benefits (acute, primary care, specialty, and any other), or PACE program. It excludes enrollees in a Financial Alignment Demonstration Medicare-Medicaid Plan as their only form of managed care.

¹² The "Medicaid Enrollment in Comprehensive MCOs Under ACA Section VIII Expansion" column is a subset of the total reported in the "Total Medicaid Enrollment in Any Type of Managed Care" column and includes individuals enrolled in comprehensive MCOs and who are low-income adults, with or without dependent children, eligible for Medicaid under ACA Section VIII.

¹³ While Colorado did not report a Comprehensive Managed Care program in their 2023 data submission, the state operates Accountable Care Organization-PCCM-E collaboratives that the state considers to be comprehensive managed care.

State or Territory	Total Medicaid Enrollees ⁹	Total Medicaid Enrollment in Any Type of Managed Care ¹⁰	Medicaid Enrollment in Comprehensive Managed Care ¹¹	Medicaid Enrollment in Comprehensive MCOs Under ACA Section VIII Expansion ¹²
Louisiana	2,034,265	1,884,020	1,731,040	755,748
Maine	423,137	378,407	--	--
Maryland	1,714,781	1,597,815	1,597,815	444,119
Massachusetts	2,352,340	1,465,096	1,067,460	235,762
Michigan	3,177,991	3,173,889	3,178,532	816,498
Minnesota	1,390,570	1,222,946	1,226,005	302,917
Mississippi	835,547	394,680	394,680	--
Missouri	1,495,869	1,215,754	1,215,804	354,187
Montana	249,265	226,358	--	--
Nebraska	401,247	397,686	397,626	87,899
Nevada	881,956	664,497	664,568	297,658
New Hampshire	213,224	189,740	189,740	62,251
New Jersey	2,136,245	2,069,208	2,070,497	763,306
New Mexico	955,289	783,647	783,647	268,495
New York	7,903,244	6,013,326	5,746,554	5,091,884
North Carolina	2,968,070	2,430,308	1,888,168	--
North Dakota	133,631	109,102	36,870	36680
Northern Mariana Islands	17,129	--	--	--
Ohio	3,424,183	3,029,706	3,081,390	943,060
Oklahoma	1,317,840	861,464	792	0
Oregon	1,466,163	1,269,984	1,380,126	658,191
Pennsylvania	3,577,205	3,405,022	3,320,534	1,316,987
Puerto Rico	1,571,315	1,571,315	1,571,315	711,443
Rhode Island	372,750	369,121	315,563	111,275
South Carolina	1,574,873	1,014,964	1,013,950	--
South Dakota	126,186	112,123	--	--
Tennessee ¹⁴	1,887,683	1,771,460	1,771,460	--

¹⁴ Tennessee's 2023 data submission indicated that they were unable to provide an unduplicated count of enrollees in comprehensive MCO programs. Because Tennessee operates a comprehensive MCO program and a PACE program, their reported "Total Medicaid Enrollment in Any Type of Managed Care" was used to populate "Medicaid Enrollment in Comprehensive Managed Care" in Table 1.

State or Territory	Total Medicaid Enrollees ⁹	Total Medicaid Enrollment in Any Type of Managed Care ¹⁰	Medicaid Enrollment in Comprehensive Managed Care ¹¹	Medicaid Enrollment in Comprehensive MCOs Under ACA Section VIII Expansion ¹²
Texas	5,564,986	5,413,456	5,384,129	--
Utah	451,594	429,003	348,234	76,141
Vermont	187,921	187,921	187,921	71,547
Virgin Islands	36,868	--	--	--
Virginia	2,125,259	1,865,411	2,030,904	679,941
Washington	2,178,756	1,831,646	1,842,534	1,722,928
West Virginia	623,370	547,982	484,275	204,038
Wisconsin	1,588,211	1,166,456	1,109,255	--
Wyoming	91,201	227	--	--

Notes: "--" indicates the state or territory does not operate a specific program type or does not have a managed care program.

Nine states (Michigan, Minnesota, Missouri, New Jersey, Nevada, Ohio, Oregon, Virginia, Washington) reported data for "Medicaid Enrollment in Comprehensive Managed Care" that was greater than "Total Medicaid Enrollment in Any Type of Managed Care" but did not provide an explanation for why the number was greater. One of these states (Michigan) reported data for "Medicaid Enrollment in Comprehensive Managed Care" that was greater than "Total Medicaid Enrollees" but did not provide an explanation for why the number was greater.

Alaska, American Samoa, Connecticut, Guam, Northern Mariana Islands, and the U.S. Virgin Islands do not operate Medicaid managed care programs. For these states and territories, the "Total Medicaid Enrollees" reported in this table is total Medicaid enrollment as of July 1, 2023, from the Medicaid Budget and Expenditure System, accessed on April 23, 2025. See <https://data.medicaid.gov/dataset/6c114b2c-cb83-559b-832f-4d8b06d6c1b9/>.

Table 2. State Managed Care Enrollment by Program Type, All Eligible Enrollees as of July 1, 2023

State or Territory	Total Medicaid Enrollees ¹⁵	Comprehensive MCO (with or without MLTSS)	PCCM	PCCM Entity	MLTSS Only	BHO (PIHP and/or PAHP)	Dental	NEMT	PACE	Other
TOTALS	99,780,667	74,589,444	2,049,490	3,347,588	399,031	8,448,165	15,052,165	12,874,828	72,170	709,532
Alabama	1,352,426	--	--	1,075,381	--	--	--	--	183	--
Alaska	256,483	--	--	--	--	--	--	--	--	--
American Samoa	33,887	--	--	--	--	--	--	--	--	--
Arizona	2,297,677	1,819,113	--	--	66,304	61,128	--	--	--	--
Arkansas	1,023,415	53,813	411,963	--	--	--	655,176	876,634	799	--
California	15,627,380	13,884,186	--	--	--	--	1,078,372	--	19,642	--
Colorado	1,688,331	--	--	1,580,702	--	--	--	--	4,110	--
Connecticut	1,162,357	--	--	--	--	--	--	--	--	--
Delaware	321,567	276,360	--	--	--	--	--	285,832	328	--
District of Columbia	311,457	268,117	--	--	--	--	--	28,392	25	--
Florida	5,427,530	4,170,083	--	--	--	--	4,169,945	287,458	2,706	643,147
Georgia	2,848,804	2,092,165	--	--	--	--	--	2,441,126	--	63,398
Guam	44,290	--	--	--	--	--	--	--	--	--
Hawaii	446,840	446,739	--	--	--	--	--	--	--	--
Idaho	376,448	23,067	304,189	--	--	331,761	354,828	354,828	--	--
Illinois	4,002,692	2,978,426	--	--	--	--	--	--	--	--
Indiana	2,158,978	1,696,897	--	--	--	--	--	--	531	--
Iowa	781,911	731,569	--	--	--	--	738,796	--	672	--
Kansas	525,820	434,833	--	--	--	--	--	--	987	--
Kentucky	1,642,210	1,496,335	--	--	--	--	--	1,642,210	--	--
Louisiana	2,034,265	1,730,641	--	--	--	146,067	1,883,524	--	399	--
Maine	423,137	--	--	--	--	--	--	378,407	--	--

¹⁵ The "Total Medicaid Enrollees" column represents an unduplicated count of all enrollees in FFS and any type of managed care, including Medicaid-only and dually eligible individuals receiving full Medicaid benefits or Medicaid cost sharing.

State or Territory	Total Medicaid Enrollees ¹⁵	Comprehensive MCO (with or without MLTSS)	PCCM	PCCM Entity	MLTSS Only	BHO (PIHP and/or PAHP)	Dental	NEMT	PACE	Other
Maryland	1,714,781	1,597,700	--	--	--	--	--	--	115	--
Massachusetts	2,352,340	1,062,723	61,161	336,480	--	469,225	--	--	4,737	--
Michigan	3,177,991	3,173,634	--	--	12,233	3,054,656	1,196,223	--	4,898	--
Minnesota	1,390,570	1,226,005	--	--	--	--	--	--	--	--
Mississippi	835,547	394,680	--	--	--	--	--	--	--	--
Missouri	1,495,869	1,215,755	--	--	--	--	--	277,226	49	--
Montana ¹⁶	249,265	--	226,358	--	--	--	--	--	--	--
Nebraska	401,247	397,418	--	--	--	--	396,953	--	208	--
Nevada ¹⁷	881,956	664,568	--	--	--	--	700,805	888,352	--	--
New Hampshire	213,224	189,740	--	--	--	--	96,843	--	--	--
New Jersey	2,136,245	2,069,208	--	--	--	--	--	2,070,497	1,289	--
New Mexico	955,289	783,265	--	--	--	--	--	--	382	--
New York	7,903,244	5,737,395	--	--	266,772	--	--	--	9,159	--
North Carolina	2,968,070	1,886,044	--	351,654	--	535,386	--	--	2,124	--
North Dakota	133,631	36,680	72,232	--	--	--	--	--	190	--
Northern Mariana Islands	17,129	--	--	--	--	--	--	--	--	--
Ohio	3,424,183	3,080,750	--	--	--	--	--	--	640	--
Oklahoma	1,317,840	--	861,464	--	--	--	--	1,317,840	792	--
Oregon	1,466,163	1,376,758	--	--	--	--	--	--	3,368	--
Pennsylvania	3,577,205	3,312,543	--	--	--	3,356,605	--	752,289	7,991	189
Puerto Rico	1,571,315	1,571,315	--	--	--	--	--	--	--	--
Rhode Island	372,750	315,156	--	--	--	--	143,241	367,859	407	--
South Carolina	1,574,873	1,013,441	--	1,014	--	--	--	--	509	--
South Dakota	126,186	--	112,123	--	--	--	--	--	--	--

¹⁶ Montana could not provide unduplicated data for their PCCM program which is the only managed care program in the state. As a result, the data for the PCCM program in Table 2 is equivalent to their total unduplicated number of managed care enrollees.

¹⁷ Nevada reported a number for total enrollment in "NEMT" that was greater than "Total Medicaid Enrollees" but did not provide an explanation for why this number was greater.

State or Territory	Total Medicaid Enrollees ¹⁵	Comprehensive MCO (with or without MLTSS)	PCCM	PCCM Entity	MLTSS Only	BHO (PIHP and/or PAHP)	Dental	NEMT	PACE	Other
Tennessee¹⁸	1,887,683	***	--	--	--	--	--	--	***	--
Texas	5,564,986	5,382,989	--	--	--	--	3,438,321	--	1,140	--
Utah	451,594	348,234	--	--	--	333,959	199,138	361,136	--	--
Vermont	187,921	187,921	--	--	--	--	--	--	--	--
Virgin Islands	36,868	--	--	--	--	--	--	--	--	--
Virginia	2,125,259	2,029,023	--	--	--	--	--	--	1,881	--
Washington	2,178,756	1,841,144	--	2,357	--	158,470	--	--	1,390	--
West Virginia	623,370	484,275	--	--	--	--	--	544,742	--	--
Wisconsin	1,588,211	1,108,736	--	--	53,722	681	--	--	519	2,798
Wyoming	91,201	--	--	--	--	227	--	--	--	--

Notes: "--" indicates the state or territory does not operate a specific program type or does not have a managed care program. "****" indicates the state operated a program of this type in 2023 but was unable to provide an unduplicated count of enrollees for at least one of their managed care programs.

Alaska, American Samoa, Connecticut, Guam, Northern Mariana Islands, and the U.S. Virgin Islands do not operate Medicaid managed care programs. For these states and territories, the "Total Medicaid Enrollees" reported in this table is total Medicaid enrollment as of July 1, 2023, from the Medicaid Budget and Expenditure System, accessed on April 23, 2025. See <https://data.medicaid.gov/dataset/6c114b2c-cb83-559b-832f-4d8b06d6c1b9/>.

Because Medicaid enrollees may be concurrently enrolled in more than one type of managed care program (e.g., a Comprehensive MCO and a BHO), users should not sum enrollment across all program types, since the total would count individuals more than once and, in some states, exceed the actual number of Medicaid enrollees.

¹⁸ Tennessee's 2023 data submission indicated they were unable to provide an unduplicated count of enrollees in their "Comprehensive MCO (with or without MLTSS)" program. As a result, Tennessee's Medicaid enrollment by managed care program type is not reported in Table 2. The column "Comprehensive MCO (with or without MLTSS)" in Table 2 does not include PACE; therefore, we are unable to use the state-reported "Total Medicaid Enrollment in Any Type of Managed Care" as reported in Tables 1 and 4.

Table 3. Dually Eligible Individuals Enrolled in Managed Care by Program Type as of July 1, 2023

State or Territory	Total Dually Eligible Individuals ¹⁹	Comprehensive MCO (with or without MLTSS)	PCCM	PCCM Entity	MLTSS Only	BHO (PIHP and/or PAHP)	Dental	NEMT	PACE	Other
TOTALS	11,567,780	4,460,800	4,310	305,986	316,907	992,622	600,456	1,210,006	54,054	305,722
Alabama	236,562	--	--	20,361	--	--	--	--	170	--
Alaska	--	--	--	--	--	--	--	--	--	--
American Samoa	--	--	--	--	--	--	--	--	--	--
Arizona	261,051	134,097	--	--	29,666	14,261	--	--	--	--
Arkansas	89,774	2,354	135	--	--	--	19,604	19,556	233	--
California	1,759,357	1,499,854	--	--	--	--	117,384	--	12,400	--
Colorado	153,635	--	--	116,499	--	--	--	--	4,022	--
Connecticut	--	--	--	--	--	--	--	--	--	--
Delaware	29,872	15,130	--	--	--	--	--	21,176	318	--
District of Columbia	43,149	19,676	--	--	--	--	--	16,322	25	--
Florida	509,983	164,069	--	--	--	--	163,943	57,543	2,528	305,625
Georgia	405,581	0	--	--	--	--	--	0	--	0
Guam	--	--	--	--	--	--	--	--	--	--
Hawaii	45,505	45,495	--	--	--	--	--	--	--	--
Idaho	51,736	23,067	4,175	--	--	7,049	30,116	30,116	--	--
Illinois	483,798	65,036	--	--	--	--	--	--	--	--
Indiana	263,187	16,833	--	--	--	--	--	--	484	--
Iowa	94,699	69,239	--	--	--	--	69,558	--	46	--
Kansas	94,949	46,318	--	--	--	--	--	--	0	--
Kentucky	196,326	71,114	--	--	--	--	--	196,326	--	--
Louisiana	266,485	264	--	--	--	134,216	140,628	--	381	--
Maine	96,031	--	--	--	--	--	--	59,072	--	--
Maryland	196,745	0	--	--	--	--	--	--	115	--

¹⁹ The "Total Dually Eligible Individuals" column represents an unduplicated count of all enrollees in FFS and any type of managed care, including enrollees receiving full Medicaid benefits or Medicaid cost sharing.

State or Territory	Total Dually Eligible Individuals ¹⁹	Comprehensive MCO (with or without MLTSS)	PCCM	PCCM Entity	MLTSS Only	BHO (PIHP and/or PAHP)	Dental	NEMT	PACE	Other
Massachusetts	376,116	67,716	0	0	--	754	--	--	4,470	--
Michigan	47,466	42,823	--	--	11,347	0	0	--	4,643	--
Minnesota ²⁰	46,878	48,856	--	--	--	--	--	--	--	--
Mississippi	132,388	0	--	--	--	--	--	--	--	--
Missouri	234,854	0	--	--	--	--	--	169,730	38	--
Montana	29,781	--	0	--	--	--	--	--	--	--
Nebraska	41,918	39,015	--	--	--	--	38,981	--	186	--
Nevada	90,799	71	--	--	--	--	2,357	48,702	--	--
New Hampshire	32,988	17,656	--	--	--	--	17,715	--	--	--
New Jersey	237,760	230,019	--	--	--	--	--	231,157	1,138	--
New Mexico	47,402	47,402	--	--	--	--	--	--	369	--
New York ²¹	1,187,935	211,397	--	--	232,800	--	--	--	5,208	--
North Carolina	424,274	715	--	169,123	--	232,236	--	--	1,994	--
North Dakota	17,341	0	0	--	--	--	--	--	177	--
Northern Mariana Islands	--	--	--	--	--	--	--	--	--	--
Ohio	393,349	204,041	--	--	--	--	--	--	512	--
Oklahoma	138,253	--	0	--	--	--	--	138,253	674	--
Oregon	110,142	108,510	--	--	--	--	--	--	1,632	--
Pennsylvania	524,011	383,797	--	--	--	407,252	--	90,312	6,826	97
Puerto Rico	300,691	300,691	--	--	--	--	--	--	--	--
Rhode Island	49,075	6,523	--	--	--	--	88	47,683	358	--
South Carolina	210,033	1,787	--	3	--	--	--	--	474	--
South Dakota	18,081	--	0	--	--	--	--	--	--	--

²⁰ Minnesota reported a number for dually eligible individuals in "Comprehensive MCO (with or without MLTSS)" that was greater than "Total Dually Eligible Individuals" but did not provide an explanation for why this number was greater.

²¹ In 2023, New York reported a program called Fully Integrated Duals Advantage for Individuals with Intellectual and Developmental Disabilities (FIDA-IDD). This additional program combined with an increase in enrollment due to the PHE, resulted in an increase from 2022 for total dually eligible individuals in "Comprehensive Managed Care (with or without MLTSS)".

State or Territory	Total Dually Eligible Individuals ¹⁹	Comprehensive MCO (with or without MLTSS)	PCCM	PCCM Entity	MLTSS Only	BHO (PIHP and/or PAHP)	Dental	NEMT	PACE	Other
Tennessee ²²	290,633	***	--	--	--	--	--	--	***	--
Texas	715,272	328,450	--	--	--	--	0	--	1,085	--
Utah	43,036	29,753	--	--	--	38,384	82	36,431	--	--
Vermont	18,635	18,635	--	--	--	--	--	--	--	--
Virgin Islands	--	--	--	--	--	--	--	--	--	--
Virginia	206,466	163,612	--	--	--	--	--	--	1,677	--
Washington ²³	146,480	9,498	--	0	--	158,470	--	--	1,390	--
West Virginia	93,646	0	--	--	--	--	--	47,627	--	--
Wisconsin	70,862	27,287	--	--	43,094	0	--	--	481	0
Wyoming	12,790	--	--	--	--	0	--	--	--	--

Notes: “--” indicates the state or territory does not operate a specific program type or does not have a managed care program; this value could not be collected for FFS states and territories. “0” indicates that a state operated a program of this type in 2023 but reported 0 dually eligible individuals enrolled as of July 1, 2023. “***” indicates the state operated a program of this type in 2023 but was unable to provide an unduplicated count of enrollees for at least one of their managed care programs.

Because dually eligible individuals may be concurrently enrolled in more than one type of managed care program (e.g., a comprehensive MCO and a BHO), users should not sum enrollment across all program types, since the total would count individuals more than once and, in some states, exceed the actual number of Medicaid enrollees.

²² Tennessee’s 2023 data submission indicated they were unable to provide an unduplicated count of enrollees in comprehensive MCO programs. Therefore, Table 3 does not include Tennessee’s dually eligible enrollees enrolled in managed care by program type.

²³ Washington reported a number for total dually eligible individuals in “BHO (PIHP and/or PAHP)” that was greater than “Total Dually Eligible Individuals” but did not provide an explanation for why this number was greater.

Table 4. Share of Medicaid Enrollees in Any Managed Care and in Comprehensive Managed Care as of July 1, 2023

State or Territory	Total Medicaid Enrollees ²⁴	Total Medicaid Enrollment in Any Type of Managed Care ²⁵ : Number of Individuals	Total Medicaid Enrollment in Any Type of Managed Care: Percent of all Medicaid Enrollees	Medicaid Enrollment in Comprehensive Managed Care ²⁶ : Number of Individuals	Medicaid Enrollment in Comprehensive Managed Care: Percent of all Medicaid Enrollees
TOTALS	99,780,667	85,047,388	85.2%	76,433,074	76.6%
Alabama	1,352,426	1,075,564	79.5%	183	0.0%
Alaska	256,483	--	--	--	--
American Samoa	33,887	--	--	--	--
Arizona	2,297,677	1,946,545	84.7%	1,819,113	79.2%
Arkansas	1,023,415	904,678	88.4%	54,612	5.3%
California	15,627,380	14,151,003	90.6%	13,903,828	89.0%
Colorado	1,688,331	1,583,665	93.8%	4,110	0.2%
Connecticut	1,162,357	--	--	--	--
Delaware	321,567	285,832	88.9%	276,688	86.0%
District of Columbia	311,457	296,534	95.2%	268,142	86.1%
Florida	5,427,530	5,077,588	93.6%	4,172,789	76.9%
Georgia	2,848,804	2,513,329	88.2%	2,092,165	73.4%
Guam	44,290	--	--	--	--
Hawaii	446,840	446,739	100.0%	446,739	100.0%
Idaho	376,448	354,828	94.3%	23,067	6.1%
Illinois	4,002,692	2,978,426	74.4%	2,978,426	74.4%
Indiana	2,158,978	1,697,428	78.6%	1,697,428	78.6%
Iowa	781,911	739,334	94.6%	732,241	93.7%
Kansas	525,820	435,820	82.9%	435,820	82.9%
Kentucky	1,642,210	1,496,335	91.1%	1,496,335	91.1%

²⁴ The "Total Medicaid Enrollees" column represents an unduplicated count of all enrollees in FFS and any type of managed care, including Medicaid-only and dually eligible individuals receiving full Medicaid benefits or Medicaid cost sharing.

²⁵ The "Total Medicaid Enrollment in Any Type of Managed Care: Number of Individuals" column represents an unduplicated count of enrollees in any Medicaid managed care program, including comprehensive MCOs, limited benefit MCOs, PCCMs, and PCCM Entities.

²⁶ The "Medicaid Enrollment in Comprehensive Managed Care: Number of Individuals" column represents a count of Medicaid enrollees in a managed care plan that provides comprehensive benefits (acute, primary care, specialty, and any other), as well as PACE programs. It excludes individuals enrolled in a Financial Alignment Initiative Medicare-Medicaid Plan as their only form of managed care.

State or Territory	Total Medicaid Enrollees ²⁴	Total Medicaid Enrollment in Any Type of Managed Care ²⁵ : Number of Individuals	Total Medicaid Enrollment in Any Type of Managed Care: Percent of all Medicaid Enrollees	Medicaid Enrollment in Comprehensive Managed Care ²⁶ : Number of Individuals	Medicaid Enrollment in Comprehensive Managed Care: Percent of all Medicaid Enrollees
Louisiana	2,034,265	1,884,020	92.6%	1,731,040	85.1%
Maine	423,137	378,407	89.4%	--	--
Maryland	1,714,781	1,597,815	93.2%	1,597,815	93.2%
Massachusetts	2,352,340	1,465,096	62.3%	1,067,460	45.4%
Michigan	3,177,991	3,173,889	99.9%	3,178,532	100.0%
Minnesota	1,390,570	1,222,946	88.0%	1,226,005	88.2%
Mississippi	835,547	394,680	47.2%	394,680	47.2%
Missouri	1,495,869	1,215,754	81.3%	1,215,804	81.3%
Montana	249,265	226,358	90.8%	--	--
Nebraska	401,247	397,686	99.1%	397,626	99.1%
Nevada	881,956	664,497	75.3%	664,568	75.4%
New Hampshire	213,224	189,740	89.0%	189,740	89.0%
New Jersey	2,136,245	2,069,208	96.9%	2,070,497	96.9%
New Mexico	955,289	783,647	82.0%	783,647	82.0%
New York	7,903,244	6,013,326	76.1%	5,746,554	72.7%
North Carolina	2,968,070	2,430,308	81.9%	1,888,168	63.6%
North Dakota	133,631	109,102	81.6%	36,870	27.6%
Northern Mariana Islands	17,129	--	--	--	--
Ohio	3,424,183	3,029,706	88.5%	3,081,390	90.0%
Oklahoma	1,317,840	861,464	65.4%	792	0.1%
Oregon	1,466,163	1,269,984	86.6%	1,380,126	94.1%
Pennsylvania	3,577,205	3,405,022	95.2%	3,320,534	92.8%
Puerto Rico	1,571,315	1,571,315	100.0%	1,571,315	100.0%
Rhode Island	372,750	369,121	99.0%	315,563	84.7%
South Carolina	1,574,873	1,014,964	64.5%	1,013,950	64.4%
South Dakota	126,186	112,123	88.9%	--	--

State or Territory	Total Medicaid Enrollees ²⁴	Total Medicaid Enrollment in Any Type of Managed Care ²⁵ : Number of Individuals	Total Medicaid Enrollment in Any Type of Managed Care: Percent of all Medicaid Enrollees	Medicaid Enrollment in Comprehensive Managed Care ²⁶ : Number of Individuals	Medicaid Enrollment in Comprehensive Managed Care: Percent of all Medicaid Enrollees
Tennessee ²⁷	1,887,683	1,771,460	93.8%	1,771,460	93.8%
Texas	5,564,986	5,413,456	97.3%	5,384,129	96.8%
Utah	451,594	429,003	95.0%	348,234	77.1%
Vermont	187,921	187,921	100.0%	187,921	100.0%
Virgin Islands	36,868	--	--	--	--
Virginia	2,125,259	1,865,411	87.8%	2,030,904	95.6%
Washington	2,178,756	1,831,646	84.1%	1,842,534	84.6%
West Virginia	623,370	547,982	87.9%	484,275	77.7%
Wisconsin	1,588,211	1,166,456	73.4%	1,109,255	69.8%
Wyoming	91,201	227	0.3%	--	--

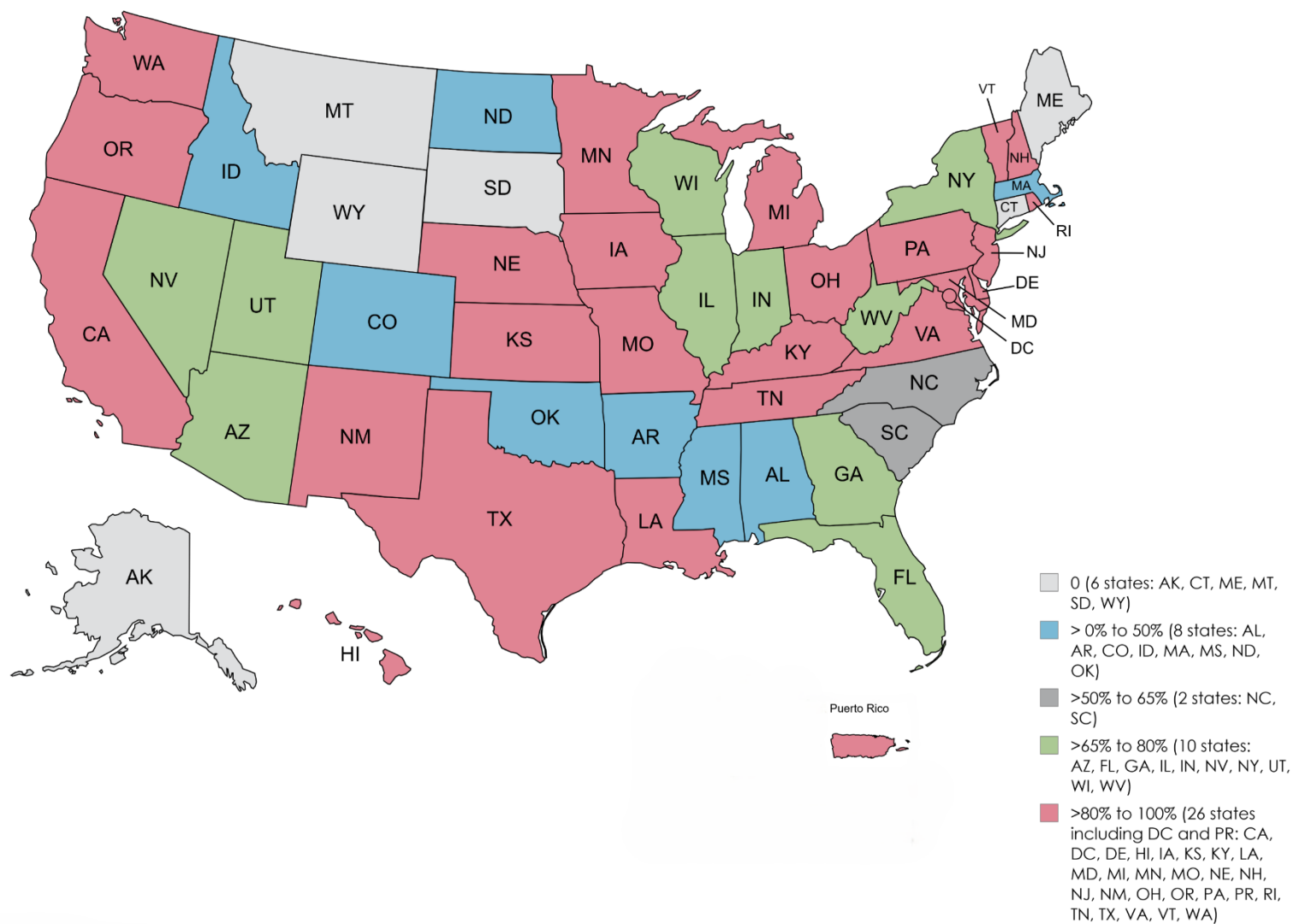
Notes: "--" indicates the state or territory does not operate a specific program type or does not have a managed care program.

Nine states (Michigan, Minnesota, Missouri, New Jersey, Nevada, Ohio, Oregon, Virginia, Washington) reported data for "Medicaid Enrollment in Comprehensive Managed Care" that was greater than "Total Medicaid Enrollment in Any Type of Managed Care" but did not provide an explanation for why the number was greater. One of these states (Michigan) reported data for "Medicaid Enrollment in Comprehensive Managed Care" that was greater than "Total Medicaid Enrollees" but did not provide an explanation for why the number was greater.

Alaska, American Samoa, Connecticut, Guam, Northern Mariana Islands, and the U.S. Virgin Islands do not operate Medicaid managed care programs. For these states and territories, the "Total Medicaid Enrollees" reported in this table is total Medicaid enrollment as of July 1, 2023, from the Medicaid Budget and Expenditure System, accessed on April 23, 2025. See <https://data.medicaid.gov/dataset/6c114b2c-cb83-559b-832f-4d8b06d6c1b9/>.

²⁷ Tennessee's 2023 data submission indicated they were unable to provide an unduplicated count of enrollees in comprehensive MCO programs. Because Tennessee operates a comprehensive MCO program and a PACE program, their reported "Total Medicaid Enrollment in Any Type of Managed Care" was used to populate "Medicaid Enrollment in Comprehensive Managed Care" in Table 4.

Map of State Comprehensive Managed Care Penetration as of July 1, 2023



Note: Comprehensive managed care includes risk-based MCOs and PACE.

Table 5. Enrollment by Program and Plan as of 2023

State	Program Name (Type)	Plan Name	Parent Organization	Geographic Region (state-defined areas, counties, or zip codes)	Medicaid-Only Enrollment	Dual Enrollment	Total Enrollment
Alabama	Alabama Coordinated Health Network (PCCM Entity)	Alabama Coordinated Health Network	Alabama Coordinated Health Network	Statewide	1,049,573	0	1,049,573
Alabama	Integrated Care Network (PCCM Entity)	Alabama Select Network	Senior Select Partners	Statewide	5,447	20,361	25,808
Alabama	Program of All-Inclusive for the Elderly (PACE)	Mercy Life of Alabama	Trinity Health	Mobile and Baldwin Counties	13	170	183
Arizona	Arizona Health Care Cost Containment System (MLTSS only (PIHP and/or PAHP))	Banner University Family Care (MLTSS)	Banner Health	Cochise, Gila, Graham, Greenlee, La Paz, Maricopa, Pima, Pinal, Santa Cruz, and Yuma Counties	1,114	5,719	6,833
Arizona	Arizona Health Care Cost Containment System (MLTSS only (PIHP and/or PAHP))	DES/Division of Developmental Disabilities (MLTSS)	Government Agency/Non-Profit Entity	Statewide	32,008	8,375	40,383
Arizona	Arizona Health Care Cost Containment System (MLTSS only (PIHP and/or PAHP))	Mercy Care (MLTSS)	Dignity Health and Carondelet Health Network	Gila, Maricopa, Pima, and Pinal Counties	2,277	8,249	10,526
Arizona	Arizona Health Care Cost Containment System (MLTSS only (PIHP and/or PAHP))	UnitedHealthcare (MLTSS)	UnitedHealthcare	Apache, Coconino, Gila, Maricopa, Mohave, Navajo, Pinal, and Yavapai Counties	1,239	7,323	8,562
Arizona	Arizona Health Care Cost Containment System (BHO only (PIHP and/or PAHP))	Arizona Complete Health-Complete Care Plan RBHA (Serious Mental Illness [SMI])	Centene Corporation	Cochise, Graham, Greenlee, La Paz, Pima, Santa Cruz, and Yuma Counties	12,526	4,056	16,582
Arizona	Arizona Health Care Cost Containment System (BHO only (PIHP and/or PAHP))	Care 1st Health Plan RBHA (SMI)	Wellcare / Centene Corporation	Apache, Coconino, Mohave, Navajo, and Yavapai Counties	5,603	1,958	7,561
Arizona	Arizona Health Care Cost Containment System (BHO only (PIHP and/or PAHP))	Mercy Care RBHA (SMI)	Dignity Health and Carondelet Health Network	Gila, Maricopa, and Pinal Counties	28,738	8,247	36,985
Arizona	Arizona Health Care Cost Containment System (Comprehensive MCO + MLTSS)	Arizona Complete Health-Complete Care Plan	Centene Corporation	Cochise, Gila, Graham, Greenlee, La Paz, Maricopa, Pima, Pinal, Santa Cruz, and Yuma Counties	343,055	27,318	370,373

State	Program Name (Type)	Plan Name	Parent Organization	Geographic Region (state-defined areas, counties, or zip codes)	Medicaid-Only Enrollment	Dual Enrollment	Total Enrollment
Arizona	Arizona Health Care Cost Containment System (Comprehensive MCO + MLTSS)	Banner University Family Care	Banner University Family Care	Cochise, Gila, Graham, Greenlee, La Paz, Maricopa, Pima, Pinal, Santa Cruz, and Yuma Counties	261,283	21,936	283,219
Arizona	Arizona Health Care Cost Containment System (Comprehensive MCO + MLTSS)	Care 1st	WellCare/Centene Corporation	Apache, Coconino, Mohave, Navajo, and Yavapai Counties	69,006	8,164	77,170
Arizona	Arizona Health Care Cost Containment System (Comprehensive MCO + MLTSS)	DCS/CHP	Government Agency/Non-Profit Entity	Statewide	10,052	0	10,052
Arizona	Arizona Health Care Cost Containment System (Comprehensive MCO + MLTSS)	Health Choice Arizona	Blue Cross Blue Shield of Arizona	Apache, Coconino, Gila, Maricopa, Mohave, Navajo, Pinal, and Yavapai Counties	206,377	16,492	222,869
Arizona	Arizona Health Care Cost Containment System (Comprehensive MCO + MLTSS)	Mercy Care	Dignity Health and Carondelet Health Network	Gila, Maricopa, and Pinal Counties	354,746	21,051	375,797
Arizona	Arizona Health Care Cost Containment System (Comprehensive MCO + MLTSS)	Molina Complete Care of Arizona	Molina Complete Care of Arizona	Gila, Maricopa, and Pinal Counties	42,933	2,098	45,031
Arizona	Arizona Health Care Cost Containment System (Comprehensive MCO + MLTSS)	UnitedHealthcare	UnitedHealthcare	Gila, Maricopa, Pima, and Pinal Counties	397,564	37,038	434,602
Arkansas	AR Healthy Smiles (Dental only (PAHP))	Delta Dental Smiles	Delta Dental of Arkansas	Statewide	327,948	10,222	338,170
Arkansas	AR Healthy Smiles (Dental only (PAHP))	MCNA Dental	MCNA Dental	Statewide	307,624	9,382	317,006
Arkansas	Non-Emergency Transportation (NEMT)	Area Agency on Aging of Southeast Arkansas	Area Agency on Aging of Southeast Arkansas	Statewide	76,015	2,298	78,313
Arkansas	Non-Emergency Transportation (NEMT)	Central Arkansas Development	Central Arkansas Development	Statewide	145,910	3,609	149,519
Arkansas	Non-Emergency Transportation (NEMT)	Southeast Trans, Inc.	Southeast Trans, Inc.	Statewide	635,153	13,649	648,802

State	Program Name (Type)	Plan Name	Parent Organization	Geographic Region (state-defined areas, counties, or zip codes)	Medicaid-Only Enrollment	Dual Enrollment	Total Enrollment
Arkansas	PACE (PACE)	PACE	N/A	Craighead County, Lawrence (72433, 72465, 72476), Cross (72324, 72373, 72387, 72396), Mississippi (72315, 72319, 72438, 72442), Greene (72450), Poinsett (72432, 72354, 72365, 72472), Randolph (72455), Faulkner (723032, 72034, 72106, 72173), Lonoke (72023, 72046, 72083, 72086), Saline (72002, 72011, 72015, 72019, 72022, 72065, 72103), Pulaski (72076, 72120, 72113, 72135, 72201, 72202, 72204, 72205, 72206, 72207, 72209, 72210, 72211, 72212, 72223, 72227, 72114, 72116, 72117, 72118, 72119, 72142), Benton (72712, 72713, 72714, 72715, 72718, 72719, 72722, 72734, 72736, 72739, 72745, 72751, 72756, 72758, 72761), Madison (72738, 72740, 72773), Washington (72701, 72703, 72704, 72727, 72730, 72744, 72753, 72762, 72764, 72774, 72959)	566	233	799
Arkansas	PASSE (Comprehensive MCO + MLTSS)	Arkansas Total Care	Centene	Statewide	14,659	657	15,316
Arkansas	PASSE (Comprehensive MCO + MLTSS)	CareSource	CareSource	Statewide	3,118	76	3,194
Arkansas	PASSE (Comprehensive MCO + MLTSS)	Empower Healthcare Solutions	Beacon	Statewide	17,800	474	18,274
Arkansas	PASSE (Comprehensive MCO + MLTSS)	Summit Community Care	Anthem	Statewide	15,882	1,147	17,029
Arkansas	PCCM (PCCM)	Primary Care Case Management	AR State	Statewide	411,828	135	411,963
California	County Organized Health Systems Model (Comprehensive MCO + MLTSS)	CalOptima/Orange	CalOptima - Orange	Orange	852,326	114,736	967,062
California	County Organized Health Systems Model (Comprehensive MCO + MLTSS)	CenCal Health/San Luis Obispo	CenCal Health	San Luis Obispo	62,330	7,686	70,016
California	County Organized Health Systems Model (Comprehensive MCO + MLTSS)	CenCal Health/Santa Barbara	CenCal - Santa Barbara	Santa Barbara	150,215	14,253	164,468

State	Program Name (Type)	Plan Name	Parent Organization	Geographic Region (state-defined areas, counties, or zip codes)	Medicaid-Only Enrollment	Dual Enrollment	Total Enrollment
California	County Organized Health Systems Model (Comprehensive MCO + MLTSS)	Central California Alliance for Health/Merced	CCAH - Merced	Merced	140,570	12,913	153,483
California	County Organized Health Systems Model (Comprehensive MCO + MLTSS)	Central California Alliance for Health/Monterey	CCAH - Monterey/Santa Cruz	Santa Cruz	176,224	15,102	191,326
California	County Organized Health Systems Model (Comprehensive MCO + MLTSS)	Gold Coast Health Plan/Ventura	GCHP - Ventura	Ventura	228,167	26,381	254,548
California	County Organized Health Systems Model (Comprehensive MCO + MLTSS)	Health Plan of San Mateo	HPSM - San Mateo	San Mateo	133,375	19,274	152,649
California	County Organized Health Systems Model (Comprehensive MCO + MLTSS)	Partnership HealthPlan California/Lake	Partnership - Southwest	Lake	30,524	5,386	35,910
California	County Organized Health Systems Model (Comprehensive MCO + MLTSS)	Partnership HealthPlan California/Trinity	Partnership - Northeast	Trinity	5,021	861	5,882
California	County Organized Health Systems Model (Comprehensive MCO + MLTSS)	Partnership HealthPlan of California/Lassen	Partnership - Northeast	Lassen	8,094	1,198	9,292
California	County Organized Health Systems Model (Comprehensive MCO + MLTSS)	Partnership HealthPlan of California/Del Norte	Partnership - Northwest	Del Norte	11,192	1,807	12,999
California	County Organized Health Systems Model (Comprehensive MCO + MLTSS)	Partnership HealthPlan of California/Humboldt	Partnership - Northwest	Humboldt	55,510	7,013	62,523
California	County Organized Health Systems Model (Comprehensive MCO + MLTSS)	Partnership HealthPlan of California/Marin	Partnership - Southwest	Marin	46,675	5,890	52,565
California	County Organized Health Systems Model (Comprehensive MCO + MLTSS)	Partnership HealthPlan of California/Siskiyou	Partnership - Northeast	Siskiyou	16,838	3,048	19,886

State	Program Name (Type)	Plan Name	Parent Organization	Geographic Region (state-defined areas, counties, or zip codes)	Medicaid-Only Enrollment	Dual Enrollment	Total Enrollment
California	County Organized Health Systems Model (Comprehensive MCO + MLTSS)	Partnership HealthPlan of California/Solano	Partnership - Southeast	Solano	126,218	15,453	141,671
California	County Organized Health Systems Model (Comprehensive MCO + MLTSS)	Partnership HealthPlan of California/Yolo	Partnership - Southeast	Yolo	57,229	6,763	63,992
California	County Organized Health Systems Model (Comprehensive MCO + MLTSS)	Partnership HealthPlan of California/Sonoma	Partnership - Southwest	Sonoma	119,729	15,338	135,067
California	County Organized Health Systems Model (Comprehensive MCO + MLTSS)	Partnership HealthPlan of California/Modoc	Partnership - Northeast	Modoc	3,587	701	4,288
California	County Organized Health Systems Model (Comprehensive MCO + MLTSS)	Partnership HealthPlan of California/Napa	Partnership - Southeast	Napa	31,605	4,465	36,070
California	County Organized Health Systems Model (Comprehensive MCO + MLTSS)	Partnership HealthPlan of California/Shasta	Partnership - Northeast	Shasta	63,337	10,392	73,729
California	County Organized Health Systems Model (Comprehensive MCO + MLTSS)	Partnership HealthPlan of California/Mendocino	Partnership - Southwest	Mendocino	37,363	5,133	42,496
California	Dental Managed Care/Los Angeles (Dental only (PAHP))	Access Dental Plan/Los Angeles	Avesis, LLC	Los Angeles	121,979	14,601	136,580
California	Dental Managed Care/Los Angeles (Dental only (PAHP))	Health Net of California/Los Angeles	Centene Corporation	Los Angeles	211,758	22,144	233,902
California	Dental Managed Care/Los Angeles (Dental only (PAHP))	Liberty Dental Plan of CA/Los Angeles	Liberty Dental Plan Corporation	Los Angeles	83,218	9,027	92,245
California	Dental Managed Care/Sacramento (Dental only (PAHP))	Access Dental Plan/Sacramento	Avesis, LLC	Sacramento	151,943	24,359	176,302
California	Dental Managed Care/Sacramento (Dental only (PAHP))	Health Net of California Dental/Sacramento	Centene Corporation	Sacramento	175,876	25,712	201,588

State	Program Name (Type)	Plan Name	Parent Organization	Geographic Region (state-defined areas, counties, or zip codes)	Medicaid-Only Enrollment	Dual Enrollment	Total Enrollment
California	Dental Managed Care/Sacramento (Dental only (PAHP))	Liberty Dental Plan of CA/Sacramento	Liberty Dental Plan Corporation	Sacramento	216,214	21,541	237,755
California	Geographic Managed Care Model (Comprehensive MCO + MLTSS)	Aetna Better Health/Sacramento	Aetna - Sacramento	Sacramento	27,519	2,251	29,770
California	Geographic Managed Care Model (Comprehensive MCO + MLTSS)	Aetna Better Health/San Diego	Aetna - San Diego	San Diego	36,860	2,813	39,673
California	Geographic Managed Care Model (Comprehensive MCO + MLTSS)	Anthem Blue Cross/Sacramento	Anthem - Sacramento	Sacramento	219,349	21,923	241,272
California	Geographic Managed Care Model (Comprehensive MCO + MLTSS)	Blue Shield California Promise/San Diego	Blue Shield - San Diego	San Diego	126,350	25,350	151,700
California	Geographic Managed Care Model (Comprehensive MCO + MLTSS)	Community Health Group/San Diego	CHG - San Diego	San Diego	331,913	27,599	359,512
California	Geographic Managed Care Model (Comprehensive MCO + MLTSS)	Health Net Community Solutions/Sacramento	Health Net - Sacramento	Sacramento	134,779	12,995	147,774
California	Geographic Managed Care Model (Comprehensive MCO + MLTSS)	Health Net Community Solutions/San Diego	Health Net - San Diego	San Diego	87,714	15,670	103,384
California	Geographic Managed Care Model (Comprehensive MCO + MLTSS)	Kaiser Permanente/Sacramento	Kaiser - KP North	Sacramento	112,291	18,865	131,156
California	Geographic Managed Care Model (Comprehensive MCO + MLTSS)	Kaiser Permanente/San Diego	Kaiser - San Diego	San Diego	62,373	10,735	73,108
California	Geographic Managed Care Model (Comprehensive MCO + MLTSS)	Molina Healthcare of California/San Diego	Molina - San Diego	San Diego	245,287	18,729	264,016
California	Geographic Managed Care Model (Comprehensive MCO + MLTSS)	Molina Healthcare of California/Sacramento	Molina - Sacramento	Sacramento	58,582	4,026	62,608
California	Positive Healthcare/Los Angeles (Comprehensive MCO)	Positive Healthcare/Los Angeles	AIDS Healthcare Foundation (AHF)	Los Angeles	487	303	790
California	Program of All-Inclusive Care for the Elderly (PACE)	AgeWell PACE/Marin	No parent organization	Marin	1	5	6
California	Program of All-Inclusive Care for the Elderly (PACE)	AgeWell PACE/Sonoma	No parent organization	Sonoma	1	0	1

State	Program Name (Type)	Plan Name	Parent Organization	Geographic Region (state-defined areas, counties, or zip codes)	Medicaid-Only Enrollment	Dual Enrollment	Total Enrollment
California	Program of All-Inclusive Care for the Elderly (PACE)	AltaMed Health Senior Buenacare/Los Angeles	AltaMed Health Services Corporation	Los Angeles	1,575	2,564	4,139
California	Program of All-Inclusive Care for the Elderly (PACE)	AltaMed Senior Buena Care/Orange	AltaMed Health Services Corporation	Orange	199	144	343
California	Program of All-Inclusive Care for the Elderly (PACE)	Brandman Centers for Senior Care/Los Angeles	Brandman Centers for Senior Care	Los Angeles	115	213	328
California	Program of All-Inclusive Care for the Elderly (PACE)	CalOptima PACE/Orange	CalOptima	Orange	234	197	431
California	Program of All-Inclusive Care for the Elderly (PACE)	Center for Elders Independence/Alameda	Center for Elders Independence	Alameda	194	634	828
California	Program of All-Inclusive Care for the Elderly (PACE)	Center for Elders Independence/Contra Costa	Center for Elders Independence	Contra Costa	80	204	284
California	Program of All-Inclusive Care for the Elderly (PACE)	Central PACE/San Joaquin	Golden Valley Health Centers	San Joaquin	4	3	7
California	Program of All-Inclusive Care for the Elderly (PACE)	Central PACE/Stanislaus	Golden Valley Health Centers	Stanislaus	121	128	249
California	Program of All-Inclusive Care for the Elderly (PACE)	ConcertoHealth PACE of Los Angeles/Los Angeles	ConcertoHealth PACE	Los Angeles	6	13	19
California	Program of All-Inclusive Care for the Elderly (PACE)	Family Health Centers of San Diego/San Diego	Family Health Centers of San Diego	San Diego	140	171	311
California	Program of All-Inclusive Care for the Elderly (PACE)	Gary and Mary West PACE of N. San Diego/San Diego	West Health	San Diego	65	269	334
California	Program of All-Inclusive Care for the Elderly (PACE)	Humboldt Senior Resource Center, Inc./Humboldt	Humboldt Senior Resource Center, Inc.	Humboldt	27	220	247
California	Program of All-Inclusive Care for the Elderly (PACE)	InnovAge PACE/El Dorado	InnovAge	El Dorado	0	2	2
California	Program of All-Inclusive Care for the Elderly (PACE)	InnovAge PACE/Placer	InnovAge	Placer	2	9	11
California	Program of All-Inclusive Care for the Elderly (PACE)	InnovAge PACE/Riverside	InnovAge	Riverside	90	295	385
California	Program of All-Inclusive Care for the Elderly (PACE)	InnovAge PACE/Sacramento	InnovAge	Sacramento	39	87	126
California	Program of All-Inclusive Care for the Elderly (PACE)	InnovAge PACE/San Bernadino	InnovAge	San Bernadino	232	682	914

State	Program Name (Type)	Plan Name	Parent Organization	Geographic Region (state-defined areas, counties, or zip codes)	Medicaid-Only Enrollment	Dual Enrollment	Total Enrollment
California	Program of All-Inclusive Care for the Elderly (PACE)	InnovAge PACE/Sutter	InnovAge	Sutter	1	0	1
California	Program of All-Inclusive Care for the Elderly (PACE)	InnovAge PACE/Yuba	InnovAge	Yuba	0	1	1
California	Program of All-Inclusive Care for the Elderly (PACE)	Innovative Integrated Health, Inc. dba Bakersfield PACE/Tulare	Innovative Integrated Health, Inc.	Tulare	0	1	1
California	Program of All-Inclusive Care for the Elderly (PACE)	Innovative Integrated Health PACE/Orange	Innovative Integrated Health, Inc.	Orange	46	54	100
California	Program of All-Inclusive Care for the Elderly (PACE)	Innovative Integrated Health, Inc. dba Bakersfield PACE/Kern	Innovative Integrated Health, Inc.	Kern	238	245	483
California	Program of All-Inclusive Care for the Elderly (PACE)	Innovative Integrated Health, Inc./Fresno	Innovative Integrated Health, Inc.	Fresno	717	453	1,170
California	Program of All-Inclusive Care for the Elderly (PACE)	LA Coast PACE/Los Angeles	WelbeHealth	Los Angeles	207	238	445
California	Program of All-Inclusive Care for the Elderly (PACE)	Neighborhood Healthcare PACE/Riverside	Neighborhood Healthcare PACE	Riverside	41	84	125
California	Program of All-Inclusive Care for the Elderly (PACE)	Neighborhood Healthcare PACE/San Bernadino	Neighborhood Healthcare PACE	San Bernadino	13	42	55
California	Program of All-Inclusive Care for the Elderly (PACE)	North East Medical Services PACE/San Francisco	North East Medical Services	San Francisco	25	86	111
California	Program of All-Inclusive Care for the Elderly (PACE)	On Lok Senior Health Services/Alameda	On Lok Lifeways	Alameda	150	208	358
California	Program of All-Inclusive Care for the Elderly (PACE)	On Lok Lifeways/Santa Clara	On Lok Lifeways	Santa Clara	147	245	392
California	Program of All-Inclusive Care for the Elderly (PACE)	On Lok Senior Health Services/San Francisco	On Lok Lifeways	San Francisco	139	916	1,055
California	Program of All-Inclusive Care for the Elderly (PACE)	Pacific PACE/Los Angeles	WelbeHealth	Los Angeles	214	253	467
California	Program of All-Inclusive Care for the Elderly (PACE)	Providence PACE/Napa	Providence	Napa	2	8	10
California	Program of All-Inclusive Care for the Elderly (PACE)	San Diego PACE/San Diego	San Diego PACE	San Diego	1,072	1,484	2,556
California	Program of All-Inclusive Care for the Elderly (PACE)	Sequoia PACE/Fresno	WelbeHealth	Fresno	291	337	628
California	Program of All-Inclusive Care for the Elderly (PACE)	Sequoia PACE/Kings	WelbeHealth	Kings	1	7	8

State	Program Name (Type)	Plan Name	Parent Organization	Geographic Region (state-defined areas, counties, or zip codes)	Medicaid-Only Enrollment	Dual Enrollment	Total Enrollment
California	Program of All-Inclusive Care for the Elderly (PACE)	Sequoia PACE/Madera	WelbeHealth	Madera	10	18	28
California	Program of All-Inclusive Care for the Elderly (PACE)	Sequoia PACE/Tulare	WelbeHealth	Tulare	7	15	22
California	Program of All-Inclusive Care for the Elderly (PACE)	St. Paul's PACE/San Diego	Community Eldercare of San Diego	San Diego	408	1,035	1,443
California	Program of All-Inclusive Care for the Elderly (PACE)	Stockton PACE/San Joaquin	WelbeHealth	San Joaquin	196	360	556
California	Program of All-Inclusive Care for the Elderly (PACE)	Stockton PACE/Stanislaus	WelbeHealth	Stanislaus	76	128	204
California	Program of All-Inclusive Care for the Elderly (PACE)	Sutter SeniorCare/Sacramento	Sutter Health	Sacramento	116	342	458
California	Regional Model (Comprehensive MCO)	Anthem Blue Cross Partnership Plan/Yuba	Anthem - Region 2	Yuba	20,333	2,547	22,880
California	Regional Model (Comprehensive MCO)	Anthem Blue Cross Partnership Plan/Alpine	Anthem - Region 2	Alpine	160	28	188
California	Regional Model (Comprehensive MCO)	Anthem Blue Cross Partnership Plan/Amador	Anthem - Region 2	Amador	5,999	914	6,913
California	Regional Model (Comprehensive MCO)	Anthem Blue Cross Partnership Plan/Butte	Anthem - Region 2	Bute	24,175	4,747	28,922
California	Regional Model (Comprehensive MCO)	Anthem Blue Cross Partnership Plan/Colusa	Anthem - Region 1	Colusa	5,276	705	5,981
California	Regional Model (Comprehensive MCO)	Anthem Blue Cross Partnership Plan/El Dorado	Anthem - Region 2	El Dorado	13,788	2,356	16,144
California	Regional Model (Comprehensive MCO)	Anthem Blue Cross Partnership Plan/Inyo	Anthem - Region 2	Inyo	2,956	431	3,387
California	Regional Model (Comprehensive MCO)	Anthem Blue Cross Partnership Plan/Mono	Anthem - Region 2	Mono	2,049	138	2,187
California	Regional Model (Comprehensive MCO)	Anthem Blue Cross Partnership Plan/Nevada	Anthem - Region 2	Nevada	14,595	2,116	16,711
California	Regional Model (Comprehensive MCO)	Anthem Blue Cross Partnership Plan/Placer	Anthem - Region 2	Placer	39,588	4,759	44,347
California	Regional Model (Comprehensive MCO)	Anthem Blue Cross Partnership Plan/Plumas	Anthem - Region 1	Plumas	2,859	556	3,415
California	Regional Model (Comprehensive MCO)	Anthem Blue Cross Partnership Plan/Sierra	Anthem - Region 1	Sierra	348	108	456
California	Regional Model (Comprehensive MCO)	Anthem Blue Cross Partnership Plan/Sutter	Anthem - Region 1	Sutter	24,566	3,228	27,794
California	Regional Model (Comprehensive MCO)	Anthem Blue Cross Partnership Plan/Tehama	Anthem - Region 1	Tehama	10,910	1,988	12,898

State	Program Name (Type)	Plan Name	Parent Organization	Geographic Region (state-defined areas, counties, or zip codes)	Medicaid-Only Enrollment	Dual Enrollment	Total Enrollment
California	Regional Model (Comprehensive MCO)	Anthem Blue Cross Partnership/Glenn	Anthem - Region 1	Glenn	2,816	570	3,386
California	Regional Model (Comprehensive MCO)	Anthem Blue Cross Partnership/Mariposa	Anthem Region - 2	Mariposa	4,065	602	4,667
California	Regional Model (Comprehensive MCO)	Anthem Blue Cross Partnership/Tuolumne	Anthem - Region 2	Tuolumne	7,040	1,431	8,471
California	Regional Model (Comprehensive MCO)	Anthem Blue Cross/Calaveras	Anthem - Region 2	Calaveras	6,276	1,000	7,276
California	Regional Model (Comprehensive MCO)	California Health and Wellness Plan/Alpine	CH&W - Region 2	Alpine	74	8	82
California	Regional Model (Comprehensive MCO)	California Health and Wellness Plan/Amador	CH&W - Region 2	Amador	1,735	360	2,095
California	Regional Model (Comprehensive MCO)	California Health and Wellness Plan/Butte	CH&W - Region 1	Butte	48,895	5,771	54,666
California	Regional Model (Comprehensive MCO)	California Health and Wellness Plan/Calaveras	CH&W - Region	Calaveras	5,676	752	6,428
California	Regional Model (Comprehensive MCO)	California Health and Wellness Plan/Colusa	CH&W - Region 1	Colusa	4,469	427	4,896
California	Regional Model (Comprehensive MCO)	California Health and Wellness Plan/El Dorado	CH&W - Region 2	El Dorado	19,170	2,408	21,578
California	Regional Model (Comprehensive MCO)	California Health and Wellness Plan/Glenn	CH&W - Region 1	Glenn	9,263	998	10,261
California	Regional Model (Comprehensive MCO)	California Health and Wellness Plan/Inyo	CH&W - Region 2	Inyo	2,040	348	2,388
California	Regional Model (Comprehensive MCO)	California Health and Wellness Plan/Mariposa	CH&W - Region 2	Mariposa	1,072	220	1,292
California	Regional Model (Comprehensive MCO)	California Health and Wellness Plan/Mono	CH&W - Region 2	Mono	1,079	77	1,156
California	Regional Model (Comprehensive MCO)	California Health and Wellness Plan/Nevada	CH&W - Region 2	Nevada	10,119	1,262	11,381
California	Regional Model (Comprehensive MCO)	California Health and Wellness Plan/Placer	CH&W - Region 2	Placer	14,254	2,088	16,342
California	Regional Model (Comprehensive MCO)	California Health and Wellness Plan/Plumas	CH&W - Region 1	Plumas	2,578	437	3,015
California	Regional Model (Comprehensive MCO)	California Health and Wellness Plan/Sierra	CH&W - Region 1	Sierra	275	67	342
California	Regional Model (Comprehensive MCO)	California Health and Wellness Plan/Sutter	CH&W - Region	Sutter	14,458	1,579	16,037
California	Regional Model (Comprehensive MCO)	California Health and Wellness Plan/Tehama	CH&W - Region 1	Tehama	15,236	1,921	17,157

State	Program Name (Type)	Plan Name	Parent Organization	Geographic Region (state-defined areas, counties, or zip codes)	Medicaid-Only Enrollment	Dual Enrollment	Total Enrollment
California	Regional Model (Comprehensive MCO)	California Health and Wellness Plan/Tuolumne	CH&W - Region	Tuolumne	5,950	1,028	6,978
California	Regional Model (Comprehensive MCO)	California Health and Wellness Plan/Yuba	CH&W - Region 2	Yuba	12,259	1,233	13,492
California	Regional Model (Comprehensive MCO)	Kaiser Permanente/Amador	Kaiser - KP North	Amador	266	21	287
California	Regional Model (Comprehensive MCO)	Kaiser Permanente/El Dorado	Kaiser - KP North	El Dorado	3,149	247	3,396
California	Regional Model (Comprehensive MCO)	Kaiser Permanente/Placer	Kaiser - KP North	Placer	13,330	1,201	14,531
California	Senior Care Action Network Model (Comprehensive MCO + MLTSS)	SCAN Health Plan/Los Angeles	SCAN - Los Angeles	Los Angeles	0	11,557	11,557
California	Senior Care Action Network Model (Comprehensive MCO + MLTSS)	SCAN Health Plan/Riverside	SCAN - Riverside/San Bernadino	Riverside	0	519	519
California	Senior Care Action Network Model (Comprehensive MCO + MLTSS)	SCAN Health Plan/San Bernadino	SCAN - Riverside/San Bernadino	San Bernadino	0	352	352
California	Senior Care Action Network Model (Comprehensive MCO + MLTSS)	SCAN Health Plan/San Diego	N/A	San Diego	0	80	80
California	Two-Plan Model (Comprehensive MCO + MLTSS)	Alameda Alliance for Health/Alameda	AAH - Alameda	Alameda	309,959	43,862	353,821
California	Two-Plan Model (Comprehensive MCO + MLTSS)	Anthem Blue Cross Partnership Plan/Alameda	Anthem - Alameda	Alameda	83,649	12,741	96,390
California	Two-Plan Model (Comprehensive MCO + MLTSS)	Anthem Blue Cross Partnership Plan/Kings	Anthem - Kings	Kings	23,938	2,067	26,005
California	Two-Plan Model (Comprehensive MCO + MLTSS)	Anthem Blue Cross Partnership Plan/Madera	Anthem - Madera	Madera	27,450	3,330	30,780
California	Two-Plan Model (Comprehensive MCO + MLTSS)	Anthem Blue Cross Partnerships Plan/Fresno	Anthem - Fresno	Fresno	141,561	16,758	158,319
California	Two-Plan Model (Comprehensive MCO + MLTSS)	Anthem Blue Cross/San Francisco	Anthem - San Francisco	San Francisco	23,623	10,255	33,878
California	Two-Plan Model (Comprehensive MCO + MLTSS)	Anthem Blue Cross/Santa Clara	Anthem - Santa Clara	Santa Clara	79,395	16,563	95,958

State	Program Name (Type)	Plan Name	Parent Organization	Geographic Region (state-defined areas, counties, or zip codes)	Medicaid-Only Enrollment	Dual Enrollment	Total Enrollment
California	Two-Plan Model (Comprehensive MCO + MLTSS)	Anthem Blue Cross/Tulare	Anthem - Tulare	Tulare	124,992	13,937	138,929
California	Two-Plan Model (Comprehensive MCO + MLTSS)	CalViva Health/Fresno	CalViva - Fresno	Fresno	333,006	22,952	355,958
California	Two-Plan Model (Comprehensive MCO + MLTSS)	CalViva Health/Kings	CalViva - Kings	Kings	36,165	3,428	39,593
California	Two-Plan Model (Comprehensive MCO + MLTSS)	CalViva Health/Madera	CalViva - Madera	Madera	45,589	2,812	48,401
California	Two-Plan Model (Comprehensive MCO + MLTSS)	Contra Costa Health Plan/Contra Costa	CCHP - Contra Costa	Contra Costa	239,726	27,913	267,639
California	Two-Plan Model (Comprehensive MCO + MLTSS)	Health Net Community Solution/San Joaquin	Health Net - San Joaquin	San Joaquin	29,736	3,158	32,894
California	Two-Plan Model (Comprehensive MCO + MLTSS)	Health Net Community Solutions/Stanslaus	Heath Net - Stanislaus	Stanislaus	65,892	7,963	73,855
California	Two-Plan Model (Comprehensive MCO + MLTSS)	Health Net Community Solutions/Kern	Health Net - Kern	Kern	85,185	11,382	96,567
California	Two-Plan Model (Comprehensive MCO + MLTSS)	Health Net Community Solutions/Los Angeles	Health Net - Los Angeles	Los Angeles	1,043,529	149,675	1,193,204
California	Two-Plan Model (Comprehensive MCO + MLTSS)	Health Net Community Solutions/Tulare	Health Net - Tulare	Tulare	124,780	8,553	133,333
California	Two-Plan Model (Comprehensive MCO + MLTSS)	Health Plan of San Joaquin/San Joaquin	HPSJ - San Joaquin	San Joaquin	255,395	23,631	279,026
California	Two-Plan Model (Comprehensive MCO + MLTSS)	Health Plan of San Joaquin/Stanslaus	HPSJ - Stanislaus	Stanislaus	163,927	14,154	178,081
California	Two-Plan Model (Comprehensive MCO + MLTSS)	Inland Empire Health Plan/Riverside	IEHP - Riverside/San Bernadino	San Bernadino	783,137	65,793	848,930
California	Two-Plan Model (Comprehensive MCO + MLTSS)	Inland Empire Health Plan/San Bernadino	IEHP - Riverside/San Bernadino	San Bernadino	773,806	65,226	839,032

State	Program Name (Type)	Plan Name	Parent Organization	Geographic Region (state-defined areas, counties, or zip codes)	Medicaid-Only Enrollment	Dual Enrollment	Total Enrollment
California	Two-Plan Model (Comprehensive MCO + MLTSS)	Kern Health System/Kern	Kern - Kern	Kern	347,112	25,506	372,618
California	Two-Plan Model (Comprehensive MCO + MLTSS)	L.A. Care Health Plan/Los Angeles	L.A. Care - Los Angeles	Los Angeles	2,421,654	317,975	2,739,629
California	Two-Plan Model (Comprehensive MCO + MLTSS)	Molina Healthcare of California/Riverside	Molina - Riverside/San Bernadino	San Bernadino	100,724	17,051	117,775
California	Two-Plan Model (Comprehensive MCO + MLTSS)	Molina Healthcare of California/San Bernadino	Molina - Riverside/San Bernadino	San Bernadino	96,321	16,515	112,836
California	Two-Plan Model (Comprehensive MCO + MLTSS)	San Francisco Health Plan/San Francisco	SFHP - San Francisco	San Fransico	157,646	37,027	194,673
California	Two-Plan Model (Comprehensive MCO + MLTSS)	Santa Clara Family Health Plan/Santa Clara	SCFHP - Santa Clara	Santa Clara	293,656	41,390	335,046
Colorado	Accountable Care Collaborative (PCCM Entity)	Denver Health Medicaid Choice (DHMC)	Denver Health Medical Plan	Denver, Arapahoe, Adams, and Jefferson Counties	97,525	6,159	103,684
Colorado	Accountable Care Collaborative (PCCM Entity)	RAE 1: Rocky Mountain Health Plans	UnitedHealthcare, Inc.	Archuleta, Delta, Dolores, Eagle, Garfield, Grand, Gunnison, Hinsdale, Jackson, La Plata, Larimer, Mesa, Moffat, Montezuma, Montrose, Ouray, Pitkin, Rio Blanco, Routt, San Juan, San Miguel, and Summit Counties	222,036	17,676	239,712
Colorado	Accountable Care Collaborative (PCCM Entity)	RAE 2: Northeast Health Partners	Carelon	Cheyenne, Kit Carson, Lincoln, Logan, Morgan, Phillips, Sedgwick, Washington, Weld, and Yuma Counties	98,829	7,597	106,426
Colorado	Accountable Care Collaborative (PCCM Entity)	RAE 3: Colorado Access	Colorado Access	Adams, Arapahoe, Douglas, and Elbert Counties	342,058	21,425	363,483
Colorado	Accountable Care Collaborative (PCCM Entity)	RAE 4: Health Colorado, Inc.	Carelon	Alamosa, Baca, Bent, Chaffee, Conejos, Costilla, Crowley, Custer, Fremont, Huerfano, Kiowa, Lake, Las Animas, Mineral, Otero, Prowers, Pueblo, Rio Grande, and Saguache Counties	133,963	15,094	149,057
Colorado	Accountable Care Collaborative (PCCM Entity)	RAE 5: Colorado Access	Colorado Access	Denver County	148,260	12,934	161,194

State	Program Name (Type)	Plan Name	Parent Organization	Geographic Region (state-defined areas, counties, or zip codes)	Medicaid-Only Enrollment	Dual Enrollment	Total Enrollment
Colorado	Accountable Care Collaborative (PCCM Entity)	RAE 6: Colorado Community Health Alliance	Colorado Community Health Alliance, LLC	Boulder, Clear Creek, Gilpin, Broomfield, and Jefferson Counties	173,936	14,499	188,435
Colorado	Accountable Care Collaborative (PCCM Entity)	RAE 7: Colorado Community Health Alliance	Colorado Community Health Alliance, LLC	El Paso, Park, and Teller Counties	202,242	13,566	215,808
Colorado	Accountable Care Collaborative (PCCM Entity)	Rocky Mountain Health Plans PRIME	UnitedHealthcare, Inc.	Delta, Garfield, Gunnison, Mesa, Montrose, Ouray, Pitkin, Rio Blanco, and San Miguel Counties	45,354	7,549	52,903
Colorado	Program of All-Inclusive Care for the Elderly (PACE)	InnovAge - Aurora (PACE)	Total Community Options, Inc.	City of Aurora	30	521	551
Colorado	Program of All-Inclusive Care for the Elderly (PACE)	InnovAge - Lakewood (PACE)	Total Community Options, Inc.	City of Lakewood	0	585	585
Colorado	Program of All-Inclusive Care for the Elderly (PACE)	InnovAge - Loveland (PACE)	Total Community Options, Inc.	Larimer County	0	365	365
Colorado	Program of All-Inclusive Care for the Elderly (PACE)	InnovAge - Pueblo (PACE)	Total Community Options, Inc.	Pueblo County	0	265	265
Colorado	Program of All-Inclusive Care for the Elderly (PACE)	InnovAge - Thornton (PACE)	Total Community Options, Inc.	Adams and Weld Counties	0	438	438
Colorado	Program of All-Inclusive Care for the Elderly (PACE)	Rocky Mountain Health Care Services (PACE)	Rocky Mountain Health Care Services	El Paso County	58	874	932
Colorado	Program of All-Inclusive Care for the Elderly (PACE)	TRU Community Care (PACE)	TRU Community Care	Boulder and Weld Counties	0	303	303
Colorado	Program of All-Inclusive Care for the Elderly (PACE)	Total Longterm Care	Total Community Options	Adams, Arapahoe, Broomfield, Denver, Jefferson, Larimer, and Weld Counties	0	388	388
Colorado	Program of All-Inclusive Care for the Elderly (PACE)	VOANS (PACE)	Volunteers of America (VOANS) PACE dba Senior Community Care	Delta and Montrose Counties	0	283	283
Delaware	Diamond State Health Plan & Diamond State Health Plan Plus (Comprehensive MCO + MLTSS)	AmeriHealth Caritas of Delaware	AmeriHealth	Statewide	87,424	5,716	93,140
Delaware	Diamond State Health Plan & Diamond State Health Plan Plus (Comprehensive MCO + MLTSS)	Delaware First Health	Delaware First Health	Statewide	31,564	1,395	32,959

State	Program Name (Type)	Plan Name	Parent Organization	Geographic Region (state-defined areas, counties, or zip codes)	Medicaid-Only Enrollment	Dual Enrollment	Total Enrollment
Delaware	Diamond State Health Plan & Diamond State Health Plan Plus (Comprehensive MCO + MLTSS)	Highmark Health Options of Delaware	Highmark	Statewide	142,242	8,019	150,261
Delaware	Modivcare Non-Emergency Medical Transportation (NEMT)	Modivcare Non-Emergency Medical Transportation	Modivcare	Statewide	264,656	21,176	285,832
Delaware	PACE (PACE)	PACE Your Life	Milford Wellness Village	Sussex County	1	33	34
Delaware	PACE (PACE)	Saint Francis Life	Saint Francis Healthcare	New Castle County	9	285	294
District of Columbia	Child and Adolescent Supplemental Security Income Program (Comprehensive MCO)	Health Services for Children with Special Needs	Children's National	Statewide	5,024	69	5,093
District of Columbia	District Dual Choice (Comprehensive MCO + MLTSS)	UnitedHealthcare Community Plan of District of Columbia	UnitedHealthcare	Statewide	0	14,799	14,799
District of Columbia	Medicaid Managed Care Program (Comprehensive MCO)	AmeriHealth Caritas District of Columbia	AmeriHealth	Statewide	117,739	2,155	119,894
District of Columbia	Medicaid Managed Care Program (Comprehensive MCO)	Amerigroup District of Columbia	Amerigroup	Statewide	62,769	1,372	64,141
District of Columbia	Medicaid Managed Care Program (Comprehensive MCO)	MedStar Family Choice - DC	MedStar Health	Statewide	62,909	1,281	64,190
District of Columbia	Non-Emergency Medical Transportation (NEMT)	Medical Transportation Management, Inc.	Medical Transportation Management, Inc.	Statewide	12,070	16,322	28,392
District of Columbia	Program of All-Inclusive Care for the Elderly (PACE)	Edenbridge PACE	Edenbridge	Specific Zip Codes	0	25	25
Florida	Capitated Non-Emergency Transportation (NEMT)	Medical Transportation Management, Inc.	Medical Transportation Management, Inc.	Regions B, C, D, E, and F	141,524	32,939	174,463
Florida	Capitated Non-Emergency Transportation (NEMT)	Modivcare Solutions, LLC	Modivcare Solutions, LLC	Regions A, G, H, and I	88,391	24,604	112,995

State	Program Name (Type)	Plan Name	Parent Organization	Geographic Region (state-defined areas, counties, or zip codes)	Medicaid-Only Enrollment	Dual Enrollment	Total Enrollment
Florida	Dual Eligible Special Needs Plan (Other PHP (limited benefits))	Aetna Health, Inc.	CVS Health Corporation	Broward, Miami-Dade, Hernando, Hillsborough, Palm Beach, Pasco, Pinellas, Polk, St. Lucie, Clay, Duval, Marion, St. Johns, Orange, Osceola, Seminole, Lake, Sumter, Manatee, Sarasota, Flagler, Volusia, Charlotte, Collier, Lee, Citrus, Indian River	20,313	19,334	39,647
Florida	Dual Eligible Special Needs Plan (Other PHP (limited benefits))	Alignment	Alignment	Clay, Duval, Manatee, Sarasota	0	0	0
Florida	Dual Eligible Special Needs Plan (Other PHP (limited benefits))	AmeriHealth Caritas Florida	AmeriHealth Caritas Florida	Broward, Dade, Palm Beach	0	0	0
Florida	Dual Eligible Special Needs Plan (Other PHP (limited benefits))	Care Improvement Plus South Central Insurance Company	United	Statewide	60,290	52,864	113,154
Florida	Dual Eligible Special Needs Plan (Other PHP (limited benefits))	CarePlus Health Plans, Inc.	Humana	Broward, Miami-Dade, Palm Beach, Hernando, Hillsborough, Lake, Marion, Orange, Osceola, Pasco, Pinellas, Polk, Seminole, Sumter, Brevard, Clay, Duval, Flagler, Indian River, St. Johns, Volusia	39,910	35,686	75,596
Florida	Dual Eligible Special Needs Plan (Other PHP (limited benefits))	Centene Venture Company Florida	Centene	Baker, Clay, Duval, Nassau, St. Johns, Escambia, Santa Rosa, Walton	67	80	147
Florida	Dual Eligible Special Needs Plan (Other PHP (limited benefits))	Devoted Health Plan of Florida, Inc.	Devoted Health, Inc.	Miami-Dade, Broward, Palm Beach, Orange, Osceola, Seminole, Clay, Duval, Nassau, Pinellas, Hillsborough, Polk, Hernando, Pasco, Lake, Marion, Sumter, Manatee, Brevard, Indian River, Martin, St. Lucie, Flagler, Volusia, Escambia, Santa Rosa	6,427	3,764	10,191
Florida	Dual Eligible Special Needs Plan (Other PHP (limited benefits))	Doctors Healthcare Plans, Inc.	Doctors Healthcare Plans, Inc.	Miami-Dade, Broward	1,248	1,190	2,438
Florida	Dual Eligible Special Needs Plan (Other PHP (limited benefits))	Florida Blue Medicare, Inc.	Guidewell Mutual Holding Corporation	Miami-Dade, Broward, Palm Beach, St. Lucie, Brevard, Lake, Orange, Osceola, Seminole, Sumter, Hillsborough, Polk, Clay, Duval, Marion, Charlotte, Collier, Hernando, Lee, Manatee, Pasco, Pinellas, Sarasota, Escambia, Okaloosa, Santa Rosa, Walton	3,761	2,178	5,939

State	Program Name (Type)	Plan Name	Parent Organization	Geographic Region (state-defined areas, counties, or zip codes)	Medicaid-Only Enrollment	Dual Enrollment	Total Enrollment
Florida	Dual Eligible Special Needs Plan (Other PHP (limited benefits))	Freedom Health, Inc.	Anthem/Elevance	Brevard, Broward, Charlotte, Citrus, Collier, Hernando, Hillsborough, Indian River, Lake, Lee, Manatee, Marion, Martin, Orange, Osceola, Palm Beach, Pasco, Pinellas, Polk, Sarasota, Seminole, St. Lucie, Sumter, Volusia	9,362	2,329	11,691
Florida	Dual Eligible Special Needs Plan (Other PHP (limited benefits))	Healthspring of Florida, Inc.	Cigna	Bay, Escambia, Okaloosa, Santa Rosa, Walton, Lake, Marion, Orange, Osceola, Polk, Seminole, Sumter, Brevard, Clay, Duval, Flagler, Nassau, Putnam, St. Johns, Volusia, Hernando, Hillsborough, Manatee, Pasco, Pinellas, Sarasota, Broward, Miami-Dade, Palm Beach, Charlotte, Collier, Lee, Indian River, Martin, St. Lucie	1,187	1,199	2,386
Florida	Dual Eligible Special Needs Plan (Other PHP (limited benefits))	HealthSun Health Plans, Inc.	Anthem/Elevance	Palm Beach, Broward, Miami-Dade	12,126	24,006	36,132
Florida	Dual Eligible Special Needs Plan (Other PHP (limited benefits))	Humana Health Insurance Company of Florida, Inc.	Humana, Inc.	Bradford, Calhoun, Dixie, Franklin, Gadsden, Gilchrist, Gulf, Hamilton, Holmes, Jackson, Jefferson, Lafayette, Levy, Liberty, Madison, Suwanee, Taylor, Union, Wakulla, Washington, Brevard, Broward, Glades, Indian River, Martin, Miami-Dade, Okeechobee, Palm Beach, St. Lucie	1,963	2,126	4,089
Florida	Dual Eligible Special Needs Plan (Other PHP (limited benefits))	Humana Medical Plan, Inc.	Humana, Inc.	Broward, Miami-Dade, Palm Beach, Citrus, Hernando, Hillsborough, Manatee, Pasco, Pinellas, Flagler, Volusia, Alachua, Baker, Bradford, Clay, Columbia, Duval, Nassau, Putnam, St. Johns, Lake, Marion, Orange, Osceola, Seminole, Sumter, Bay, Escambia, Okaloosa, Santa Rosa, Walton, Glades, Indian River, Martin, Okeechobee, St. Lucie, Hardee, Highlands, Polk, Sarasota, Charlotte, Collier, DeSoto, Lee	67,523	40,680	108,203
Florida	Dual Eligible Special Needs Plan (Other PHP (limited benefits))	Leon Health Plans, Inc.	Leon Health Holdings, LLC	Miami-Dade	9,444	11,384	20,828

State	Program Name (Type)	Plan Name	Parent Organization	Geographic Region (state-defined areas, counties, or zip codes)	Medicaid-Only Enrollment	Dual Enrollment	Total Enrollment
Florida	Dual Eligible Special Needs Plan (Other PHP (limited benefits))	Molina Healthcare of Florida, Inc.	Molina Healthcare, Inc.	Baker, Bradford, Brevard, Broward, Charlotte, Clay, Collier, DeSoto, Duval, Glades, Hardee, Hendry, Hillsborough, Manatee, Miami-Dade, Orange, Osceola, Palm Beach, Pasco, Pinellas, Polk, Sarasota, Seminole, Volusia	356	1,162	1,518
Florida	Dual Eligible Special Needs Plan (Other PHP (limited benefits))	Optimum Health Care, Inc.	Anthem/Elevance	Brevard, Broward, Charlotte, Citrus, Collier, Hernando, Hillsborough, Indian River, Lake, Lee, Manatee, Marion, Martin, Orange, Osceola, Palm Beach, Pasco, Pinellas, Polk, Sarasota, Seminole, St. Lucie, Sumter, Volusia	4,469	1,838	6,307
Florida	Dual Eligible Special Needs Plan (Other PHP (limited benefits))	Preferred Care Network, Inc.	United	Miami-Dade, Broward	16,675	20,206	36,881
Florida	Dual Eligible Special Needs Plan (Other PHP (limited benefits))	Preferred Care Partners, Inc.	United	Miami-Dade, Broward, Palm Beach, Charlotte, Hernando, Hillsborough, Lee, Manatee, Pasco, Pinellas, Polk, Sarasota, Brevard, Clay, Duval, Flagler, Indian River, Osceola, St. Johns, Orange, Seminole, Lake Marion, Sumpter, Collier, St. Lucie, Volusia	16,675	20,206	36,881
Florida	Dual Eligible Special Needs Plan (Other PHP (limited benefits))	Prominence Healthfirst of Florida, Inc.	Universal Health Services, Inc.	Palm Beach	193	161	354
Florida	Dual Eligible Special Needs Plan (Other PHP (limited benefits))	Simply Healthcare Plan, Inc.	Anthem/Elevance	Miami Dade, Polk, Orange, Osceola, Seminole, Broward, Hillsborough, Pinellas, Hernando, Pasco, Palm Beach, Clay, Duval, St. Johns	12,748	19,529	32,277
Florida	Dual Eligible Special Needs Plan (Other PHP (limited benefits))	Solis Health Plans, Inc.	Athena Healthcare Holdings, LLC	Miami-Dade, Hillsborough, Broward, Palm Beach	466	1,024	1,490

State	Program Name (Type)	Plan Name	Parent Organization	Geographic Region (state-defined areas, counties, or zip codes)	Medicaid-Only Enrollment	Dual Enrollment	Total Enrollment
Florida	Dual Eligible Special Needs Plan (Other PHP (limited benefits))	Sunshine State Health Plan, Inc.	Centene	The geographic areas served by Sunshine State Health Plan, Inc. during 2023 and 2024 (SMMC 2.0 Contract 2018-2024, Contract No. FP060) encompassed all eleven (11) numerical regions of the state (currently nine (9) alphabetical regions A through I in SMMC 3.0). Sunshine operated statewide as a Comprehensive LTC plan, while also providing two (2) Specialty Plan services: Child Welfare, and Serious Mental Illness (post-merger with Wellcare of Florida, Inc. d/b/a Staywell Health Plan of Florida, Inc. effective 10/01/2021). Sunshine also agreed to take on assignment of Staywell's Behavioral Health and Supportive Housing Assistance Pilot program enhancements in Regions 5 and 7 (currently Regions C and E) as part of the merger.	17,821	17,394	35,215
Florida	Dual Eligible Special Needs Plan (Other PHP (limited benefits))	Ultimate Health Plans, Inc.	Ultimate Healthcare Holdings, LLC	Citrus, Orange, Osceola, Seminole, Manatee, Sarasota, Polk, Hernando, Pasco, Hillsborough, Pinellas, Lake, Marion, Sumter, Indian River, St. Lucie	686	220	906
Florida	Dual Eligible Special Needs Plan (Other PHP (limited benefits))	UnitedHealthcare Dual Complete LP	UnitedHealthcare	Alachua, Baker, Bradford, Citrus, Clay, Columbia, Dixie, Duval, Flagler, Gilchrist, Hamilton, Hardee, Hernando, Highlands, Hillsborough, Lafayette, Lake, Levy, Manatee, Marion, Miami-Dade, Nassau, Polk, Putnam, St. Johns, Sumter, Suwannee, Union, Volusia	33,102	26,380	59,482

State	Program Name (Type)	Plan Name	Parent Organization	Geographic Region (state-defined areas, counties, or zip codes)	Medicaid-Only Enrollment	Dual Enrollment	Total Enrollment
Florida	Dual Eligible Special Needs Plan (Other PHP (limited benefits))	Wellcare Health Insurance of Arizona, Inc.	Centene	Alachua, Baker, Bay, Bradford, Brevard, Broward, Calhoun, Charlotte, Citrus, Clay, Collier, Columbia, DeSoto, Dixie, Duval, Escambia, Flagler, Franklin, Gadsden, Gilchrist, Glades, Gulf, Hamilton, Hardee, Hendry, Hernando, Highlands, Hillsborough, Holmes, Indian River, Jackson, Jefferson, Lafayette, Lake, Lee, Leon, Levy, Liberty, Madison, Manatee, Marion, Martin, Miami-Dade, Nassau, Okaloosa, Okeechobee, Orange, Osceola, Palm Beach, Pasco, Pinellas, Polk, Putnam, Santa Rosa, Sarasota, Seminole, St. Johns, St. Lucie, Sumter, Suwannee, Taylor, Union, Volusia, Wakulla, Walton, Washington	710	685	1,395
Florida	Program of All-Inclusive Care for the Elderly (PACE)	Florida PACE	Florida PACE	Region Codes: 02, 03	129	897	1,026
Florida	Program of All-Inclusive Care for the Elderly (PACE)	Hope Select Care	Hope Select Care	Region Codes: 01, 02	15	484	499
Florida	Program of All-Inclusive Care for the Elderly (PACE)	Morselife	Morselife	Martin County	16	732	748
Florida	Program of All-Inclusive Care for the Elderly (PACE)	Suncoast	Suncoast	Pinellas County	8	308	316
Florida	Program of All-Inclusive Care for the Elderly (PACE)	The PACE Place	The PACE Place	Region Code: 04	10	107	117
Florida	Statewide Medicaid Managed Care - MMA + LTSS (Comprehensive MCO + MLTSS)	Aetna Better Health	Aetna Better Health	Region Codes: 06, 07, 11	186,925	7,132	194,057
Florida	Statewide Medicaid Managed Care - MMA + LTSS (Comprehensive MCO + MLTSS)	Florida Community Care	Florida Community Care	Region Codes: 01, 02, 03, 04, 05, 06, 07, 08, 09, 10, 11	1,245	15,736	16,981
Florida	Statewide Medicaid Managed Care - MMA + LTSS (Comprehensive MCO + MLTSS)	Humana Medical Plan	Humana Medical Plan	Region Codes: 01, 02, 03, 04, 05, 06, 07, 08, 09, 10, 11	712,859	35,636	748,495

State	Program Name (Type)	Plan Name	Parent Organization	Geographic Region (state-defined areas, counties, or zip codes)	Medicaid-Only Enrollment	Dual Enrollment	Total Enrollment
Florida	Statewide Medicaid Managed Care - MMA + LTSS (Comprehensive MCO + MLTSS)	Molina Healthcare of Florida	Molina Healthcare of Florida	Region Codes: 08, 11 Counties: Charlotte, Collier, Desoto, Glades, Hendry, Lee, Sarasota, Dade, Monroe	130,488	4,808	135,296
Florida	Statewide Medicaid Managed Care - MMA + LTSS (Comprehensive MCO + MLTSS)	Simply Healthcare Plans, Inc.	Simply Healthcare Plans, Inc.	Region Codes: 01, 02, 05, 06, 07, 09, 10, 11 Counties: Escambia, Okaloosa, Santa Rosa, Walton Bay, Calhoun, Franklin, Gadsden, Gulf, Holmes, Jackson, Jefferson, Leon, Liberty, Madison, Taylor, Wakulla, Washington, Pasco, Pinellas, Hardee, Highlands, Hillsborough, Manatee, Polk, Brevard, Orange, Osceola, Seminole, Indian River, Martin, Okeechobee, Palm Beach, St. Lucie, Broward, Dade, Monroe	718,532	24,222	742,754
Florida	Statewide Medicaid Managed Care - MMA + LTSS (Comprehensive MCO + MLTSS)	Sunshine State Health Plan, Inc.	Sunshine State Health Plan, Inc.	Region Codes: 01, 02, 03, 04, 05, 06, 07, 08, 09, 10, 11	1,394,365	43,149	1,437,514
Florida	Statewide Medicaid Managed Care - MMA + LTSS (Comprehensive MCO + MLTSS)	Sunshine State Health Plan, Inc. - Specialty Plan - Child Welfare	Sunshine State Health Plan, Inc.	Region Codes: 01, 02, 03, 04, 05, 06, 07, 08, 09, 10, 11	42,458	6	42,464
Florida	Statewide Medicaid Managed Care - MMA + LTSS (Comprehensive MCO + MLTSS)	UnitedHealthcare of Florida	UnitedHealthcare of Florida	Region Codes: 03, 04, 06, 11 Counties: Alachua, Bradford, Citrus, Columbia, Dixie, Gilchrist, Hamilton, Hernando, Lafayette, Lake, Levy, Marion, Putnam, Sumter, Suwannee, Union	362,317	14,894	377,211
Florida	Statewide Medical Managed Care - Dental (Dental only (PAHP))	DentaQuest of Florida, Inc.	DentaQuest of Florida, Inc.	Statewide	1,660,447	73,183	1,733,630
Florida	Statewide Medical Managed Care - Dental (Dental only (PAHP))	Liberty Dental Plan of Florida, Inc.	Liberty Dental Plan of Florida, Inc.	Statewide	1,336,140	49,030	1,385,170
Florida	Statewide Medical Managed Care - Dental (Dental only (PAHP))	Managed Care of North America, Inc.	Managed Care of North America, Inc.	Statewide	1,009,415	41,730	1,051,145
Florida	Statewide Medical Managed Care - MMA Only (Comprehensive MCO)	AmeriHealth	AmeriHealth	Region Codes: 09, 11	117,755	2,234	119,989

State	Program Name (Type)	Plan Name	Parent Organization	Geographic Region (state-defined areas, counties, or zip codes)	Medicaid-Only Enrollment	Dual Enrollment	Total Enrollment
Florida	Statewide Medical Managed Care - MMA Only (Comprehensive MCO)	Children's Medical Services Network - Specialty Plan	Children's Medical Services Network - Specialty Plan	Region Codes: 01, 02, 03, 04, 05, 06, 07, 08, 09, 10, 11	97,905	126	98,031
Florida	Statewide Medical Managed Care - MMA Only (Comprehensive MCO)	Community Care Plan	Community Care Plan	Region Code: 10	56,688	1,297	57,985
Florida	Statewide Medical Managed Care - MMA Only (Comprehensive MCO)	Molina Healthcare of Florida - Specialty Plan	Molina Healthcare of Florida - Specialty Plan	Region Codes: 04, 05, 07	25,031	1,815	26,846
Florida	Statewide Medical Managed Care - MMA Only (Comprehensive MCO)	Simply dba Clear Health Alliance - Specialty Plan	Simply DBA Clear Health Alliance - Specialty Plan	Region Codes: 01, 02, 03, 04, 05, 06, 07, 08, 09, 10, 11	10,667	2,173	12,840
Florida	Statewide Medical Managed Care - MMA Only (Comprehensive MCO)	Sunshine State Health Plan - SMI (Specialty Plan)	Sunshine State Health Plan - SMI (Specialty Plan)	Region Codes: 01, 02, 03, 04, 05, 06, 07, 08, 09, 10, 11	148,779	10,841	159,620
Georgia	Georgia Families (Comprehensive MCO)	Amerigroup Community Care	Elevance Health	Statewide	587,678	0	587,678
Georgia	Georgia Families (Comprehensive MCO)	CareSource Georgia	CareSource	Statewide	467,731	0	467,731
Georgia	Georgia Families (Comprehensive MCO)	Peach State Health Plan	Centene	Statewide	1,004,671	0	1,004,671
Georgia	Georgia Families 360 (Comprehensive MCO)	Amerigroup Community Care	Elevance Health	Statewide	32,085	0	32,085
Georgia	Georgia Pathways to Coverage (Comprehensive MCO)	Amerigroup Community Care	Elevance Health	Statewide	0	0	0
Georgia	Georgia Pathways to Coverage (Comprehensive MCO)	CareSource Georgia	CareSource	Statewide	0	0	0
Georgia	Georgia Pathways to Coverage (Comprehensive MCO)	Peach State Health Plan	Centene	Statewide	0	0	0
Georgia	Non-Emergency Medical Transportation (NEMT)	NEMT	Modivcare	Central, East, and Southwest regions	1,246,102	0	1,246,102
Georgia	Non-Emergency Medical Transportation (NEMT)	NEMT	Verida	Atlanta and North regions	1,195,024	0	1,195,024
Georgia	Planning for Healthy Babies (Other PHP (limited benefits))	Amerigroup Community Care	Elevance Health	Statewide	19,336	0	19,336
Georgia	Planning for Healthy Babies (Other PHP (limited benefits))	CareSource Georgia	CareSource	Statewide	17,670	0	17,670

State	Program Name (Type)	Plan Name	Parent Organization	Geographic Region (state-defined areas, counties, or zip codes)	Medicaid-Only Enrollment	Dual Enrollment	Total Enrollment
Georgia	Planning for Healthy Babies (Other PHP (limited benefits))	Peach State Health Plan	Centene	Statewide	26,392	0	26,392
Hawaii	Med-QUEST (Comprehensive MCO + MLTSS)	AlohaCare QUEST Integration	AlohaCare	Statewide	74,744	5,149	79,893
Hawaii	Med-QUEST (Comprehensive MCO + MLTSS)	Hawaii Medical Service Association (HMSA) QUEST Integration	An Independent Licensee of the Blue Cross and Blue Shield Association	Statewide	207,287	11,962	219,249
Hawaii	Med-QUEST (Comprehensive MCO + MLTSS)	Kaiser Foundation Health Plan QUEST Integration	Based on a relationship between the Kaiser Foundation Health Plan and the Hawaii Permanente Medical Group of physicians and specialists	Maui and Oahu	48,126	2,962	51,088
Hawaii	Med-QUEST (Comprehensive MCO + MLTSS)	Ohana Health Plan QUEST Integration	Centene Corporation	Statewide	29,473	8,440	37,913
Hawaii	Med-QUEST (Comprehensive MCO + MLTSS)	UnitedHealthcare Community Plan QUEST Integration	UnitedHealthcare Insurance Company	Statewide	41,614	16,982	58,596
Idaho	Healthy Connections (Primary Care Case Management (PCCM))	Multiple Primary Care Providers	Idaho Medicaid	Statewide	300,014	4,175	304,189
Idaho	Idaho Behavioral Health Plan (BHO only (PIHP and/or PAHP))	UnitedHealthcare/Optum Idaho	UnitedHealthcare/Optum Idaho	Statewide	324,712	7,049	331,761
Idaho	Idaho Medicaid Plus (Comprehensive MCO + MLTSS)	Blue Cross of Idaho	Blue Cross of Idaho	Counties: Ada, Adams, Bannock, Benewah, Bingham, Blaine, Boise, Bonner, Bonneville, Boundary, Cassia, Canyon, Clark, Clearwater, Elmore, Fremont, Gem, Gooding, Jefferson, Jerome, Kootenai, Latah, Lincoln, Madison, Minidoka, Nez Perce, Owyhee, Payette, Power, Shoshone, Twin Falls, Washington, Valley	0	5,747	5,747

State	Program Name (Type)	Plan Name	Parent Organization	Geographic Region (state-defined areas, counties, or zip codes)	Medicaid-Only Enrollment	Dual Enrollment	Total Enrollment
Idaho	Idaho Medicaid Plus (Comprehensive MCO + MLTSS)	Molina of Idaho	Molina of Idaho	Counties: Ada, Bannock, Bingham, Boise, Bonner, Bonneville, Boundary, Canyon, Cassia, Elmore, Fremont, Gem, Idaho, Jefferson, Kootenai, Latah, Madison, Minidoka, Nez Perce, Owyhee, Payette, Power, Twin Falls, Washington	0	4,459	4,459
Idaho	Idaho Smiles (Dental only (PAHP))	MCNA (Managed Care of North America, Inc.)	MCNA (Managed Care of North America, Inc.)	Statewide	324,712	30,116	354,828
Idaho	Medicare/Medicaid Coordinated Plan (Comprehensive MCO + MLTSS)	Blue Cross of Idaho	Blue Cross of Idaho	Counties: Ada, Adams, Bannock, Benewah, Bingham, Blaine, Boise, Bonner, Bonneville, Boundary, Cassia, Canyon, Clark, Clearwater, Elmore, Fremont, Gem, Gooding, Idaho, Jefferson, Jerome, Kootenai, Latah, Lemhi, Lewis, Lincoln, Madison, Minidoka, Nez Perce, Owyhee, Payette, Power, Shoshone, Twin Falls, Washington, Valley	0	7,771	7,771
Idaho	Medicare/Medicaid Coordinated Plan (Comprehensive MCO + MLTSS)	Molina of Idaho	Molina of Idaho	Counties: Ada, Adams, Bannock, Benewah, Bingham, Blaine, Boise, Bonner, Bonneville, Boundary, Canyon, Cassia, Clark, Elmore, Fremont, Gem, Gooding, Idaho, Jefferson, Jerome, Kootenai, Latah, Lemhi, Madison, Minidoka, Nez Perce, Owyhee, Payette, Power, Shoshone, Twin Falls, Valley, Washington	0	5,090	5,090
Idaho	Non-Emergency Medical Transportation (NEMT)	MTM (Medical Transportation Management)	MTM (Medical Transportation Management)	Statewide	324,712	30,116	354,828
Illinois	HealthChoice Illinois (Comprehensive MCO + MLTSS)	Aetna Better Health	CVS Health Corporation	Statewide	423,764	0	423,764
Illinois	HealthChoice Illinois (Comprehensive MCO + MLTSS)	Blue Cross Community Health Plans	HealthCare Service Corporation	Statewide	768,466	0	768,466
Illinois	HealthChoice Illinois (Comprehensive MCO + MLTSS)	CountyCare Health Plan	Cook County Health and Hospital Systems	Cook County	444,942	0	444,942
Illinois	HealthChoice Illinois (Comprehensive MCO + MLTSS)	Meridian Health	Centene Corporation	Statewide	889,096	0	889,096

State	Program Name (Type)	Plan Name	Parent Organization	Geographic Region (state-defined areas, counties, or zip codes)	Medicaid-Only Enrollment	Dual Enrollment	Total Enrollment
Illinois	HealthChoice Illinois (Comprehensive MCO + MLTSS)	Molina Healthcare	Molina Healthcare, Inc.	Statewide	351,117	0	351,117
Illinois	HealthChoice Illinois (Comprehensive MCO + MLTSS)	YouthCare	Centene Corporation	Statewide	36,005	0	36,005
Illinois	HealthChoice Illinois - Managed Long Term Services and Supports (Comprehensive MCO + MLTSS)	Aetna Better Health	CVS Health Corporation	Statewide	0	13,891	13,891
Illinois	HealthChoice Illinois - Managed Long Term Services and Supports (Comprehensive MCO + MLTSS)	Blue Cross Community Health Plans	HealthCare Service Corporation	Statewide	0	21,022	21,022
Illinois	HealthChoice Illinois - Managed Long Term Services and Supports (Comprehensive MCO + MLTSS)	CountyCare Health Plan	Cook County Health and Hospital Systems	Cook County	0	9,961	9,961
Illinois	HealthChoice Illinois - Managed Long Term Services and Supports (Comprehensive MCO + MLTSS)	Meridian Health	Centene Corporation	Statewide	0	13,944	13,944
Illinois	HealthChoice Illinois - Managed Long Term Services and Supports (Comprehensive MCO + MLTSS)	Molina Healthcare	Molina Healthcare, Inc.	Statewide	0	6,218	6,218
Indiana	Healthy Indiana Plan (Comprehensive MCO)	Anthem Blue Cross and Blue Shield	Elevance Health	Statewide	362,101	8,229	370,330
Indiana	Healthy Indiana Plan (Comprehensive MCO)	CareSource Indiana	CareSource Indiana, Inc.	Statewide	83,563	1,823	85,386
Indiana	Healthy Indiana Plan (Comprehensive MCO)	Managed Health Services	Centene Corporation	Statewide	142,310	2,952	145,262
Indiana	Healthy Indiana Plan (Comprehensive MCO)	MDwise	McLaren Health Care	Statewide	170,285	3,207	173,492
Indiana	Hoosier Care Connect (Comprehensive MCO)	Anthem Blue Cross and Blue Shield	Elevance Health	Statewide	58,659	386	59,045
Indiana	Hoosier Care Connect (Comprehensive MCO)	Managed Health Services	Centene Corporation	Statewide	33,640	177	33,817

State	Program Name (Type)	Plan Name	Parent Organization	Geographic Region (state-defined areas, counties, or zip codes)	Medicaid-Only Enrollment	Dual Enrollment	Total Enrollment
Indiana	Hoosier Care Connect (Comprehensive MCO)	UnitedHealthcare Community Plan	UnitedHealthcare Group	Statewide	5,910	44	5,954
Indiana	Hoosier Healthwise (Comprehensive MCO)	Anthem Blue Cross and Blue Shield	Elevance Health	Statewide	330,284	6	330,290
Indiana	Hoosier Healthwise (Comprehensive MCO)	CareSource Indiana	CareSource Indiana, Inc.	Statewide	80,912	0	80,912
Indiana	Hoosier Healthwise (Comprehensive MCO)	Managed Health Services	Centene Corporation	Statewide	189,138	3	189,141
Indiana	Hoosier Healthwise (Comprehensive MCO)	MDwise	McLaren Health Care	Statewide	223,262	6	223,268
Indiana	The Program of All-Inclusive Care for the Elderly, PACE (PACE)	Ascension Living St. Vincent PACE	Ascension	Boone County (46052, 46069, 46075, 46077, 46112, 46268, 46278), Clinton County (46069), Delaware County (46012), Hamilton County (46032, 46033, 46034, 46037, 46038, 46040, 46055, 46060, 46062, 46064, 46069, 46074, 46077, 46240, 46250, 46256, 46260, 46268, 46280, 46290), Hancock County (46040, 46055, 46064, 46140, 46235, 46236), Hendricks County (46052, 46112, 46113, 46123, 46168, 46231, 46234, 46278), Madison County (46011, 46012, 46013, 46016, 46040, 46048, 46051, 46064), Marion County (46077, 46113, 46205, 46208, 46214, 46216, 46220, 46224, 46226, 46228, 46231, 46234, 46235, 46236, 46240, 46250, 46254, 46256, 46260, 46268, 46278), Morgan County (46113), Rush County (46140), Shelby County (46140)	0	2	2
Indiana	The Program of All-Inclusive Care for the Elderly, PACE (PACE)	Franciscan Senior Health and Wellness - Lafayette	Franciscan Alliance	Tippecanoe County (46058, 47901, 47904, 47905, 47906, 47907, 47909, 47918, 47920, 47930, 47955, 47967, 47970, 47981, 47992, 47994), Montgomery County (47933, 47940, 47955, 47967, 47990, 47994), Benton County (47944, 47970), Carroll County (46923), Clinton County (46041, 46058), Fountain County (47918), White County (47960)	2	4	6

State	Program Name (Type)	Plan Name	Parent Organization	Geographic Region (state-defined areas, counties, or zip codes)	Medicaid-Only Enrollment	Dual Enrollment	Total Enrollment
Indiana	The Program of All-Inclusive Care for the Elderly, PACE (PACE)	Franciscan Senior Health and Wellness - Indianapolis	Franciscan Alliance	Serving seniors who reside in Johnson Count, Marion County (46107, 46201, 46202, 46203, 46204, 46217, 46218, 46219, 46221, 46222, 46225, 46227, 46229, 46237, 46239, 46241, 46259)	4	114	118
Indiana	The Program of All-Inclusive Care for the Elderly, PACE (PACE)	Franciscan Senior Health and Wellness - Michigan City	Franciscan Alliance	LaPorte County, Porter County (46304, 46368, 46383, 46385, 46301), St. Joseph County (46552)	1	20	21
Indiana	The Program of All-Inclusive Care for the Elderly, PACE (PACE)	Franciscan Senior Health and Wellness - Dyer	Franciscan Alliance	Serving seniors who reside in Lake County	10	101	111
Indiana	The Program of All-Inclusive Care for the Elderly, PACE (PACE)	PACE of Northeast Indiana	Pace of Northeast Indiana	Serving Seniors who reside in Allen County	4	46	50
Indiana	The Program of All-Inclusive Care for the Elderly, PACE (PACE)	Reid Health PACE Center	Reid Health	Fayette County, Franklin County, Henry County, Randolph County, Union County, Wayne County	7	50	57
Indiana	The Program of All-Inclusive Care for the Elderly, PACE (PACE)	Saint Joseph Pace	Trinity Health	Elkhart County, Marshall County, St. Joseph County (46506, 46514, 46516, 46517, 46526, 46530, 46536, 46544, 46545, 46552, 46554, 46556, 46561, 46574, 46601, 46613, 46614, 46615, 46616, 46617, 46619, 46628, 46635, 46637, 46563, 46573	19	147	166
Iowa	Dental Wellness Plan (Dental only (PAHP))	Delta Dental of Iowa	Delta Dental of Iowa	Statewide	414,238	46,170	460,408
Iowa	Dental Wellness Plan (Dental only (PAHP))	MCNA Dental Plans, Inc.	Managed Care of North America, Inc.	Statewide	255,000	23,388	278,388
Iowa	IA Health Link (Comprehensive MCO + MLTSS)	Amerigroup of Iowa, Inc.	Elevance Health	Statewide	240,110	28,464	268,574
Iowa	IA Health Link (Comprehensive MCO + MLTSS)	Iowa Total Care	Centene Corporation	Statewide	233,879	25,681	259,560
Iowa	IA Health Link (Comprehensive MCO + MLTSS)	Molina Healthcare, Inc.	Molina Healthcare, Inc.	Statewide	188,341	15,094	203,435
Iowa	PACE (PACE)	PACE	PACE	Harrison, Mills, Pottawattamie, Cherokee, Monona, Plymouth, Woodbury, Boone, Dallas, Jasper, Marshall, Madison, Marion, Polk, Story, and Warren Counties	626	46	672

State	Program Name (Type)	Plan Name	Parent Organization	Geographic Region (state-defined areas, counties, or zip codes)	Medicaid-Only Enrollment	Dual Enrollment	Total Enrollment
Kansas	KanCare (Comprehensive MCO + MLTSS)	Aetna Better Health of Kansas	Kansas Foundation for Medical Care	Statewide	117,412	14,616	132,028
Kansas	KanCare (Comprehensive MCO + MLTSS)	Sunflower State Health Plan	Centene Corporation	Statewide	131,886	14,259	146,145
Kansas	KanCare (Comprehensive MCO + MLTSS)	UnitedHealthcare Community Plan of Kansas	UnitedHealthcare Services, Inc.	Statewide	139,217	17,443	156,660
Kansas	PACE (PACE)	Bluestem PACE, Inc.	Bluestem PACE, Inc.	McPherson, Ottawa, Lincoln, Ellsworth, Saline, Dickinson, Rice, Marion, Reno, and Harvey Counties	122	0	122
Kansas	PACE (PACE)	Midland Care	Midland Care	Douglas, Jackson, Jefferson, Leavenworth, Lyon, Marshall, Nemaha, Osage, Shawnee, Pottawatomie, Wabaunsee, and Wyandotte Counties	538	0	538
Kansas	PACE (PACE)	Via Christi	Ascension	Sedgwick County	327	0	327
Kentucky	Kentucky Managed Care Organization Program (Comprehensive MCO)	Aetna - Managed Care Organization	Aetna	Statewide	231,663	13,249	244,912
Kentucky	Kentucky Managed Care Organization Program (Comprehensive MCO)	Anthem - Managed Care Organization	Anthem	Statewide	172,229	8,020	180,249
Kentucky	Kentucky Managed Care Organization Program (Comprehensive MCO)	Humana - Managed Care Organization	Humana	Statewide	157,862	8,313	166,175
Kentucky	Kentucky Managed Care Organization Program (Comprehensive MCO)	Molina - Managed Care Organization	Molina	Statewide	315,977	12,610	328,587
Kentucky	Kentucky Managed Care Organization Program (Comprehensive MCO)	UnitedHealthcare - Managed Care Organization	UnitedHealthcare	Statewide	91,440	4,867	96,307
Kentucky	Kentucky Managed Care Organization Program (Comprehensive MCO)	WellCare - Managed Care Organization	WellCare	Statewide	456,050	24,055	480,105
Kentucky	Non-Emergency Medical Transportation (NEMT)	NEMT - Transportation Cabinet	NEMT - Transportation Cabinet	State-defined	1,445,884	196,326	1,642,210
Louisiana	Coordinated System of Care (BHO only (PIHP and/or PAHP))	Magellan	Magellan Health, Inc.	Statewide	2,486	1	2,487

State	Program Name (Type)	Plan Name	Parent Organization	Geographic Region (state-defined areas, counties, or zip codes)	Medicaid-Only Enrollment	Dual Enrollment	Total Enrollment
Louisiana	Dental Benefit Program Management (Dental only (PAHP))	DentaQuest	SunLife US	Statewide	894,544	70,465	965,009
Louisiana	Dental Benefit Program Management (Dental only (PAHP))	MCNA of Louisiana	MCNA	Statewide	848,352	70,163	918,515
Louisiana	Healthy Louisiana (BHO only (PIHP and/or PAHP))	Aetna Better Health of Louisiana	Aetna	Statewide	1,283	21,100	22,383
Louisiana	Healthy Louisiana (BHO only (PIHP and/or PAHP))	AmeriHealth Caritas Louisiana	AmeriHealth Caritas Health Plan	Statewide	1,307	20,184	21,491
Louisiana	Healthy Louisiana (BHO only (PIHP and/or PAHP))	Healthy Blue	Elevance Health	Statewide	1,978	24,650	26,628
Louisiana	Healthy Louisiana (BHO only (PIHP and/or PAHP))	Humana Healthy Horizons	Humana, Inc.	Statewide	134	7,647	7,781
Louisiana	Healthy Louisiana (BHO only (PIHP and/or PAHP))	Louisiana Healthcare Connections	Centene Corporation	Statewide	2,308	29,273	31,581
Louisiana	Healthy Louisiana (BHO only (PIHP and/or PAHP))	UnitedHealthcare Community Plan	UnitedHealth Group	Statewide	2,355	31,361	33,716
Louisiana	Healthy Louisiana (Comprehensive MCO)	Aetna Better Health of Louisiana	Aetna	Statewide	153,785	33	153,818
Louisiana	Healthy Louisiana (Comprehensive MCO)	AmeriHealth Caritas Louisiana	AmeriHealth Caritas Health Plan	Statewide	206,145	40	206,185
Louisiana	Healthy Louisiana (Comprehensive MCO)	Healthy Blue	Elevance Health	Statewide	323,453	70	323,523
Louisiana	Healthy Louisiana (Comprehensive MCO)	Humana Healthy Horizons	Humana, Inc.	Statewide	135,782	33	135,815
Louisiana	Healthy Louisiana (Comprehensive MCO)	Louisiana Healthcare Connections	Centene Corporation	Statewide	484,466	44	484,510
Louisiana	Healthy Louisiana (Comprehensive MCO)	UnitedHealthcare Community Plan	UnitedHealth Group	Statewide	426,746	44	426,790

State	Program Name (Type)	Plan Name	Parent Organization	Geographic Region (state-defined areas, counties, or zip codes)	Medicaid-Only Enrollment	Dual Enrollment	Total Enrollment
Louisiana	PACE (PACE)	PACE - Baton Rouge	PACE - Baton Rouge	70704, 70710, 70714, 70719, 70720, 70722, 70729, 70736, 70739, 70748, 70767, 70770, 70775, 70777, 70791, 70801, 70802, 70803, 70804, 70805, 70806, 70807, 70808, 70809, 70810, 70811, 70812, 70813, 70814, 70815, 70816, 70817, 70818, 70819, 70820, 70821, 70822, 70823, 70825, 70826, 70827, 70831, 70833, 70835, 70836, 70837, 70873, 70874, 70879, 70883, 70884, 70891, 70892, 70893, 70894, 70895, 70896, 70898	1	149	150
Louisiana	PACE (PACE)	PACE - Greater New Orleans	PACE - Greater New Orleans	70112, 70113, 70114, 70115, 70116, 70117, 70118, 70119, 70122, 70124, 70125, 70126, 70127, 70128, 70129, 70130, 70131, 70032, 70043, 70001, 70002, 70003, 70005, 70006, 70053, 70121	13	126	139
Louisiana	PACE (PACE)	PACE – Lafayette	PACE - Lafayette	70501, 70503, 70506, 70507, 70508, 70517, 70518, 70520, 70529, 70578, 70583, 70584, 70592	4	106	110
Maine	NET (NEMT)	MidCoast Connector	MaineCareNET	Region 5	38,738	5,682	44,420
Maine	NET (NEMT)	Modivcare	MaineCareNET	Regions: 1, 2, 6, 7 and 8	190,647	35,096	225,743
Maine	NET (NEMT)	Penquis CAP	MaineCareNET	Regions: 3 and 4	89,950	18,294	108,244
Maryland	HealthChoice (Comprehensive MCO)	Aetna Better Health of Maryland	CVS Health	Statewide	64,997	0	64,997
Maryland	HealthChoice (Comprehensive MCO)	CareFirst BlueCross BlueShield Community Health Plan Maryland	CareFirst	Statewide	96,690	0	96,690
Maryland	HealthChoice (Comprehensive MCO)	Jai Medical Systems	Jai Medical System	Baltimore City, Anne Arundel, Baltimore, Carroll, Harford, Howard, and Prince George's Counties	31,253	0	31,253
Maryland	HealthChoice (Comprehensive MCO)	Kaiser Permanente	Kaiser Foundation Health Plan of the Mid-Atlantic, Inc.	Baltimore City, Anne Arundel, Baltimore County, Calvert, Charles, Harford, Howard, Montgomery, and Prince George's Counties	129,371	0	129,371
Maryland	HealthChoice (Comprehensive MCO)	Maryland Physicians Care	Maryland Care, Inc.	Statewide	262,849	0	262,849
Maryland	HealthChoice (Comprehensive MCO)	MedStar Family Choice	MedStar Health	Baltimore City, Anne Arundel, Baltimore, Calvert, Charles, Harford, Montgomery, Prince George's, and St. Mary's Counties	114,300	0	114,300
Maryland	HealthChoice (Comprehensive MCO)	Priority Partners	Johns Hopkins HealthCare	Statewide	372,397	0	372,397

State	Program Name (Type)	Plan Name	Parent Organization	Geographic Region (state-defined areas, counties, or zip codes)	Medicaid-Only Enrollment	Dual Enrollment	Total Enrollment
Maryland	HealthChoice (Comprehensive MCO)	UnitedHealthcare Community Plan	UnitedHealthcare of the Mid-Atlantic	Baltimore City, Anne Arundel, Baltimore, Calvert, Caroline, Carroll, Cecil, Charles, Dorchester, Frederick, Harford, Howard, Kent, Montgomery, Prince George's, Queen Anne's, Somerset, St. Mary's, Talbot, Washington, Wicomico, and Worcester Counties	182,359	0	182,359
Maryland	HealthChoice (Comprehensive MCO)	Wellpoint Maryland	Elevance Health	Statewide	343,484	0	343,484
Maryland	PACE (PACE)	Hopkins ElderPlus	Johns Hopkins HealthCare	21202, 21205, 21206, 21213, 21214, 21217, 21218, 21219, 21220, 21221, 21222, 21224, 21227, 21227, 21231, 21237, 21052	0	115	115
Massachusetts	Accountable Care Partnership Plans (Comprehensive MCO)	Fallon 365 Care	Fallon Community Health Plan, Inc.	Framingham, Gardner-Fitchburg, Southbridge, Worcester	38,240	0	38,240
Massachusetts	Accountable Care Partnership Plans (Comprehensive MCO)	BeHealthy Partnership Plan	Health New England, Inc.	Greenfield, Holyoke, Northampton, Springfield, Westfield	51,656	0	51,656
Massachusetts	Accountable Care Partnership Plans (Comprehensive MCO)	Berkshire Fallon Health Collaborative	Fallon Community Health Plan, Inc.	Adams, Pittsfield	20,631	0	20,631
Massachusetts	Accountable Care Partnership Plans (Comprehensive MCO)	East Boston Neighborhood Health WellSense Alliance	Boston Medical Center Health Plan, Inc.	Boston, Malden, Revere	30,476	0	30,476
Massachusetts	Accountable Care Partnership Plans (Comprehensive MCO)	Fallon Health-Atrius Health Care Collaborative	Fallon Community Health Plan, Inc.	Beverly, Boston, Brockton, Framingham, Lawrence, Lowell, Lynn, Malden, Plymouth, Quincy, Revere, Salem, Somerville, Waltham, Wareham, Woburn	41,639	0	41,639
Massachusetts	Accountable Care Partnership Plans (Comprehensive MCO)	Mass General Brigham Health Plan with Mass General Brigham ACO	Mass General Brigham Health Plan, Inc.	Attleboro, Beverly, Boston, Brockton, Framingham, Gloucester, Greenfield, Haverhill, Holyoke, Lawrence, Lowell, Lynn, Malden, Nantucket, Northampton, Oak Bluffs, Quincy, Revere, Salem, Somerville, Waltham, Westfield, Woburn	153,383	0	153,383
Massachusetts	Accountable Care Partnership Plans (Comprehensive MCO)	Tufts Health Together with Cambridge Health Alliance (CHA)	Tufts Health Public Plans, Inc.	Boston, Lynn, Malden, Revere, Salem, Somerville, Waltham, Woburn	37,573	0	37,573
Massachusetts	Accountable Care Partnership Plans (Comprehensive MCO)	Tufts Health Together with UMass Memorial Health	Tufts Health Public Plans, Inc.	Athol, Framingham, Gardner-Fitchburg, Southbridge, Worcester	48,099	0	48,099

State	Program Name (Type)	Plan Name	Parent Organization	Geographic Region (state-defined areas, counties, or zip codes)	Medicaid-Only Enrollment	Dual Enrollment	Total Enrollment
Massachusetts	Accountable Care Partnership Plans (Comprehensive MCO)	WellSense Beth Israel Lahey Health (BILH) Performance Network ACO	Boston Medical Center Health Plan, Inc.	Attleboro, Beverly, Boston, Brockton, Falmouth, Framingham, Gloucester, Haverhill, Lawrence, Lowell, Lynn, Malden, Plymouth, Quincy, Revere, Salem, Somerville, Taunton, Waltham, Wareham, Woburn	78,549	0	78,549
Massachusetts	Accountable Care Partnership Plans (Comprehensive MCO)	WellSense Boston Children's ACO	Boston Medical Center Health Plan, Inc.	Adams, Attleboro, Barnstable, Beverly, Boston, Brockton, Fall River, Falmouth, Framingham, Gardner-Fitchburg, Haverhill, Holyoke, Lawrence, Lowell, Lynn, Malden, Nantucket, New Bedford, Northampton, Oak Bluffs, Orleans, Plymouth, Quincy, Revere, Salem, Somerville, Southbridge, Springfield, Taunton, Waltham, Wareham, Westfield, Woburn, Worcester	120,515	0	120,515
Massachusetts	Accountable Care Partnership Plans (Comprehensive MCO)	WellSense Care Alliance	Boston Medical Center Health Plan, Inc.	Beverly, Boston, Brockton, Framingham, Haverhill, Lawrence, Lowell, Lynn, Malden, Quincy, Revere, Salem, Somerville, Waltham, Wareham, Woburn	62,607	0	62,607
Massachusetts	Accountable Care Partnership Plans (Comprehensive MCO)	WellSense Community Alliance	Boston Medical Center Health Plan, Inc.	Attleboro, Barnstable, Beverly, Boston, Brockton, Fall River, Falmouth, Framingham, Holyoke, Malden, New Bedford, Northampton, Orleans, Plymouth, Quincy, Revere, Somerville, Springfield, Taunton, Waltham, Wareham, Westfield, Woburn	155,062	0	155,062
Massachusetts	Accountable Care Partnership Plans (Comprehensive MCO)	WellSense Mercy Alliance	Boston Medical Center Health Plan, Inc.	Holyoke, Springfield, Westfield	33,189	0	33,189
Massachusetts	Accountable Care Partnership Plans (Comprehensive MCO)	WellSense Signature Alliance	Boston Medical Center Health Plan, Inc.	Attleboro, Brockton, Plymouth, Quincy, Taunton	24,053	0	24,053
Massachusetts	Accountable Care Partnership Plans (Comprehensive MCO)	WellSense Southcoast Alliance	Boston Medical Center Health Plan, Inc.	Attleboro, Fall River, Falmouth, New Bedford, Plymouth, Taunton, Wareham	21,026	0	21,026
Massachusetts	Managed Care Organization (Comprehensive MCO)	Tufts Health Together	Tufts Health Public Plans, Inc.	State-defined MCO regions: Northern, Greater Boston, Central, and Western	38,172	0	38,172
Massachusetts	Managed Care Organization (Comprehensive MCO)	WellSense Essential MCO	Boston Medical Center Health Plan, Inc.	Statewide	33,790	0	33,790

State	Program Name (Type)	Plan Name	Parent Organization	Geographic Region (state-defined areas, counties, or zip codes)	Medicaid-Only Enrollment	Dual Enrollment	Total Enrollment
Massachusetts	MassHealth BH/SUD PIHP (BHO only (PIHP and/or PAHP))	Massachusetts Behavioral Health Partnership	Carelon	Statewide	468,471	754	469,225
Massachusetts	Plan All-Inclusive Care for the Elderly (PACE)	Elder Service Plan of Cambridge Health Alliance	Elder Service Plan	Middlesex, Suffolk	35	525	560
Massachusetts	Plan All-Inclusive Care for the Elderly (PACE)	Elder Service Plan of Harbor Health	Elder Service Plan	02108, 02445, 02021, 02026, 02048, 02062, 02067, 02072, 02169, 02184, 02186, 02188, 02301, 02322, 02324, 02333, 02334, 02338, 02339, 02341, 02343, 02351, 02359, 02367, 02368, 02370, 02379, 02382, 02458, 02766, 02767, 02780	16	476	492
Massachusetts	Plan All-Inclusive Care for the Elderly (PACE)	Element Care, Inc.	Element Care, Inc.	02176, 02180, 01810, 01821, 01824, 01826, 01827, 01840, 01844, 01850, 01876, 01879, 01886, 01845, 01801, 01803, 01830, 01833, 01834, 01860, 01864, 01867, 01880, 01887, 01890, 01901, 01906, 01907, 01908, 01913, 01915, 01921, 01923, 01929, 01930, 01936, 01938, 01940, 01944, 01945, 01949, 01950, 01951, 01952, 01960, 01966, 01969, 01970, 01983, 01984, 01985	41	820	861

State	Program Name (Type)	Plan Name	Parent Organization	Geographic Region (state-defined areas, counties, or zip codes)	Medicaid-Only Enrollment	Dual Enrollment	Total Enrollment
Massachusetts	Plan All-Inclusive Care for the Elderly (PACE)	Fallon Health Summit Eldercare	Fallon Health Plan	01001, 01008, 01010, 01011, 01013, 01027, 01028, 01033, 01034, 01036, 01040, 01056, 01057, 01069, 01071, 01073, 01075, 01077, 01081, 01085, 01089, 01095, 01101, 01106, 01521, 01034, 01810, 01821, 01824, 01826, 01827, 01840, 01844, 01850, 01876, 01879, 01886, 01005, 01037, 01068, 01083, 01331, 01366, 01368, 01420, 01430, 01431, 01432, 01440, 01441, 01450, 01451, 01452, 01453, 01460, 01462, 01463, 01464, 01468, 01469, 01475, 01501, 01503, 01504, 01505, 01506, 01507, 01510, 01515, 01516, 01519, 01520, 01523, 01524, 01527, 01529, 01531, 01532, 01534, 01535, 01540, 01541, 01543, 01545, 01550, 01562, 01564, 01566, 01568, 01569, 01570, 01571, 01581, 01583, 01585, 01590, 01601, 01612, 01719, 01720, 01730, 01740, 01741, 01742, 01747, 01749, 01752, 01756, 01757, 01772, 01151, 01845	31	1,098	1,129
Massachusetts	Plan All-Inclusive Care for the Elderly (PACE)	Mercy Life, Inc.	Mercy Life, Inc.	01008, 01010, 01011, 01013, 01027, 01028, 01033, 01034, 01036, 01040, 01056, 01057, 01069, 01071, 01073, 01075, 01077, 01081, 01085, 01089, 01095, 01101, 01106, 01521, 01151, 01002, 01027, 01350, 01002, 01007, 01012, 01026, 01032, 01035, 01038, 01050, 01060, 01070, 01082, 01096, 01098, 01243, 01034	8	204	212
Massachusetts	Plan All-Inclusive Care for the Elderly (PACE)	Neighborhood PACE	Neighborhood PACE	Middlesex, Suffolk	64	651	715

State	Program Name (Type)	Plan Name	Parent Organization	Geographic Region (state-defined areas, counties, or zip codes)	Medicaid-Only Enrollment	Dual Enrollment	Total Enrollment
Massachusetts	Plan All-Inclusive Care for the Elderly (PACE)	Serenity Care PACE Program	Serenity Care PACE Program	01002, 01027, 01350, 01001, 01002, 01007, 01008, 01010, 01011, 01012, 01013, 01026, 01027, 01028, 01032, 01033, 01034, 01035, 01036, 01038, 01040, 01050, 01056, 01057, 01060, 01069, 01070, 01071, 01073, 01075, 01077, 01081, 01082, 01085, 01089, 01095, 01096, 01098, 01101, 01106, 01151, 01243, 01521, 01009, 01030, 01039, 01053, 01054, 01059, 01062, 01066, 01072, 01079, 01080, 01084, 01088, 01093, 01097, 01301, 01330, 01337, 01338, 01339, 01340, 01341, 01342, 01344, 01346, 01351, 01354, 01355, 01360, 01364, 01367, 01370, 01375, 01378, 01379	48	459	507
Massachusetts	Plan All-Inclusive Care for the Elderly (PACE)	Upham's Elder Service Plan	Elder Service Plan	02108, 02445	24	237	261
Massachusetts	Primary Care Accountable Care Organization (PCCM Entity)	Community Care Cooperative, Inc.	Community Care Cooperative, Inc.	Statewide	217,514	0	217,514
Massachusetts	Primary Care Accountable Care Organization (PCCM Entity)	Steward Health Choice	Steward Medicaid Care Network, Inc.	Statewide	118,966	0	118,966
Massachusetts	Primary Care Clinician Program (PCCM)	Multiple Primary Care Clinicians	Multiple Primary Care Clinicians (PCCM)	Statewide	61,161	0	61,161

State	Program Name (Type)	Plan Name	Parent Organization	Geographic Region (state-defined areas, counties, or zip codes)	Medicaid-Only Enrollment	Dual Enrollment	Total Enrollment
Massachusetts	Senior Care Options (Comprehensive MCO + MLTSS)	Commonwealth Care Alliance	Commonwealth Care Alliance	01330, 01337, 01338, 01339, 01340, 01341, 01342, 01344, 01354, 01301, 01302, 01039, 01346, 01347, 01054, 01349, 01350, 01351, 01360, 01367, 01369, 01370, 01072, 01373, 01375, 01376, 01379, 01380, 01093, 02322, 02157, 02457, 02184, 02185, 02146, 02445, 02446, 02147, 02447, 02021, 02467, 02025, 02026, 02027, 02030, 02032, 02035, 02343, 02052, 02053, 02054, 02186, 02187, 02192, 02194, 02492, 02494, 02056, 02171, 02062, 02762, 02169, 02170, 02171, 02269, 02368, 02067, 02070, 02071, 02072, 02081, 02181, 02481, 02482, 02090, 02188, 02189, 02190, 02191, 02170, 02093, 02351, 02020, 02324, 02301, 02302, 02303, 02304, 02305, 02327, 02330, 02332, 02333, 02338, 02339, 02341, 02018, 02043, 02044, 02045, 02364, 02050, 02065, 02346, 02061, 02355, 02059, 02358, 02558, 02359, 02360, 02362, 02367, 02770, 02370, 02040, 02055, 02060, 02066, 02379, 02382	755	14,208	14,963
Massachusetts	Senior Care Options (Comprehensive MCO + MLTSS)	Navicare HMO	Fallon Health Plan	Barnstable, Bristol, Essex, Franklin, Hampden, Middlesex, Norfolk, Plymouth, Suffolk, and Worcester	924	9,018	9,942
Massachusetts	Senior Care Options (Comprehensive MCO + MLTSS)	Senior Whole Health	Magellan Health	Bristol, Essex, Hampden, Middlesex, Norfolk, Plymouth, Suffolk, and Worcester	985	11,287	12,272
Massachusetts	Senior Care Options (Comprehensive MCO + MLTSS)	Tufts Health Plan	Tufts Health Plan	Barnstable, Bristol, Essex, Hampden, Middlesex, Norfolk, Plymouth, Suffolk, and Worcester	1,563	9,462	11,025
Massachusetts	Senior Care Options (Comprehensive MCO + MLTSS)	UnitedHealthcare	UnitedHealthcare	Bristol, Essex, Hampden, Middlesex, Norfolk, Plymouth, Suffolk, and Worcester	1,876	21,795	23,671
Massachusetts	Senior Care Options (Comprehensive MCO + MLTSS)	WellSense Health Plan	Boston Medical Health Plan	Suffolk	244	1,946	2,190
Michigan	Comprehensive Health Care Program (Comprehensive MCO)	Aetna Better Health of Michigan	Aetna Better Health of Michigan	Berrien, Branch, Calhoun, Cass, Hillsdale, Jackson, Kalamazoo, Lenawee, Livingston, Macomb, Monroe, Oakland, St. Joseph, Van Buren, Washtenaw, Wayne	52,426	213	52,639

State	Program Name (Type)	Plan Name	Parent Organization	Geographic Region (state-defined areas, counties, or zip codes)	Medicaid-Only Enrollment	Dual Enrollment	Total Enrollment
Michigan	Comprehensive Health Care Program (Comprehensive MCO)	Blue Cross Complete of Michigan	Blue Cross Complete of Michigan	Allegan, Barry, Clinton, Eaton, Genesee, Hillsdale, Huron, Ingham, Ionia, Jackson, Kent, Lake, Lapeer, Lenawee, Livingston, Macomb, Mason, Mecosta, Monroe, Montcalm, Muskegon, Newaygo, Oakland, Oceana, Osceola, Ottawa, St. Clair, Sanilac, Shiawassee, Tuscola, Washtenaw, Wayne	363,052	4,388	367,440
Michigan	Comprehensive Health Care Program (Comprehensive MCO)	HAP Empowered	Health Alliance Plan	Genesee, Huron, Lapeer, Macomb, Oakland, St. Clair, Sanilac, Shiawassee, Tuscola, Wayne	39,206	470	39,676
Michigan	Comprehensive Health Care Program (Comprehensive MCO)	McLaren Health Plan	McLaren Health Plan	Alcona, Allegan, Alpena, Antrim, Arenac, Barry, Bay, Benzie, Berrien, Branch, Calhoun, Cass, Charlevoix, Cheboygan, Clare, Clinton, Crawford, Eaton, Emmet, Genesee, Gladwin, Grand Traverse, Gratiot, Hillsdale, Huron, Ingham, Ionia, Iosco, Isabella, Jackson, Kalamazoo, Kalkaska, Kent, Lake, Lapeer, Leelanau, Lenawee, Livingston, Macomb, Manistee, Mason, Mecosta, Midland, Missaukee, Monroe, Montcalm, Montmorency, Muskegon, Newaygo, Oakland, Oceana, Ogemaw, Osceola, Oscoda, Otsego, Ottawa, Presque Isle, Roscommon, Saginaw, St. Clair, St. Joseph, Sanilac, Shiawassee, Tuscola, Van Buren, Washtenaw, Wayne, Wexford	271,421	4,926	276,347

State	Program Name (Type)	Plan Name	Parent Organization	Geographic Region (state-defined areas, counties, or zip codes)	Medicaid-Only Enrollment	Dual Enrollment	Total Enrollment
Michigan	Comprehensive Health Care Program (Comprehensive MCO)	Meridian Health Plan of Michigan	Meridian Health Plan of Michigan	Alcona, Allegan, Alpena, Antrim, Arenac, Barry, Bay, Benzie, Berrien, Branch, Calhoun, Cass, Charlevoix, Cheboygan, Clare, Clinton, Crawford, Eaton, Emmet, Genesee, Gladwin, Grand Traverse, Gratiot, Hillsdale, Huron, Ingham, Ionia, Iosco, Isabella, Jackson, Kalamazoo, Kalkaska, Kent, Lake, Lapeer, Leelanau, Lenawee, Livingston, Macomb, Manistee, Mason, Mecosta, Midland, Missaukee, Monroe, Montcalm, Montmorency, Muskegon, Newaygo, Oakland, Oceana, Ogemaw, Osceola, Oscoda, Otsego, Ottawa, Presque Isle, Roscommon, Saginaw, St. Clair, St. Joseph, Sanilac, Shiawassee, Tuscola, Van Buren, Washtenaw, Wayne, Wexford	550,426	9,753	560,179
Michigan	Comprehensive Health Care Program (Comprehensive MCO)	Molina Healthcare of Michigan	Molina Healthcare of Michigan	Alcona, Allegan, Alpena, Antrim, Arenac, Barry, Bay, Benzie, Berrien, Branch, Calhoun, Cass, Charlevoix, Cheboygan, Clare, Clinton, Crawford, Eaton, Emmet, Genesee, Gladwin, Grand Traverse, Gratiot, Hillsdale, Huron, Ingham, Ionia, Iosco, Isabella, Jackson, Kalamazoo, Kalkaska, Kent, Lake, Lapeer, Leelanau, Lenawee, Livingston, Macomb, Manistee, Mason, Mecosta, Midland, Missaukee, Monroe, Montcalm, Montmorency, Muskegon, Newaygo, Oakland, Oceana, Ogemaw, Osceola, Oscoda, Otsego, Ottawa, Presque Isle, Roscommon, Saginaw, St. Clair, St. Joseph, Sanilac, Shiawassee, Tuscola, Van Buren, Washtenaw, Wayne, Wexford	402,642	8,746	411,388
Michigan	Comprehensive Health Care Program (Comprehensive MCO)	Priority Health Choice	Priority Health Choice	Allegan, Barry, Berrien, Branch, Calhoun, Cass, Ionia, Kalamazoo, Kent, Lake, Macomb, Mason, Mecosta, Montcalm, Muskegon, Newaygo, Oakland, Oceana, Osceola, Ottawa, St. Joseph, Van Buren, Wayne	266,339	6,025	272,364

State	Program Name (Type)	Plan Name	Parent Organization	Geographic Region (state-defined areas, counties, or zip codes)	Medicaid-Only Enrollment	Dual Enrollment	Total Enrollment
Michigan	Comprehensive Health Care Program (Comprehensive MCO)	UnitedHealthcare Community Plan	UnitedHealthcare	Alcona, Allegan, Alpena, Antrim, Arenac, Barry, Bay, Benzie, Berrien, Branch, Calhoun, Cass, Charlevoix, Cheboygan, Clare, Crawford, Emmet, Genesee, Gladwin, Grand Traverse, Gratiot, Hillsdale, Huron, Ionia, Iosco, Isabella, Jackson, Kalamazoo, Kalkaska, Kent, Lake, Lapeer, Leelanau, Lenawee, Livingston, Macomb, Manistee, Mason, Mecosta, Midland, Missaukee, Monroe, Montcalm, Montmorency, Muskegon, Newaygo, Oakland, Oceana, Ogemaw, Osceola, Oscoda, Otsego, Ottawa, Presque Isle, Roscommon, Saginaw, St. Clair, St. Joseph, Sanilac, Shiawassee, Tuscola, Van Buren, Washtenaw, Wayne, Wexford	313,842	8,296	322,138
Michigan	Comprehensive Health Care Program (Comprehensive MCO)	Upper Peninsula Health Plan	Upper Peninsula Health Plan	Alger, Baraga, Chippewa, Delta, Dickinson, Gogebic, Houghton, Iron, Keweenaw, Luce, Mackinac, Marquette, Menominee, Ontonagon, Schoolcraft	54,959	6	54,965
Michigan	Healthy Kids Dental (Dental only (PAHP))	Blue Cross Blue Shield of Michigan	Blue Cross Blue Shield	The entire state of Michigan (both upper and lower peninsulas)	376,318	0	376,318
Michigan	Healthy Kids Dental (Dental only (PAHP))	Delta Dental of Michigan	Delta Dental	The entire state of Michigan (both upper and lower peninsulas)	819,905	0	819,905
Michigan	Healthy Michigan Plan (Comprehensive MCO)	Aetna Better Health of Michigan	Aetna Better Health of Michigan	Berrien, Branch, Calhoun, Cass, Hillsdale, Jackson, Kalamazoo, Lenawee, Livingston, Macomb, Monroe, Oakland, St. Joseph, Van Buren, Washtenaw, Wayne	20,787	0	20,787
Michigan	Healthy Michigan Plan (Comprehensive MCO)	Blue Cross Complete of Michigan	Blue Cross Complete of Michigan	Allegan, Barry, Clinton, Eaton, Genesee, Hillsdale, Huron, Ingham, Ionia, Jackson, Kent, Lake, Lapeer, Lenawee, Livingston, Macomb, Mason, Mecosta, Monroe, Montcalm, Muskegon, Newaygo, Oakland, Oceana, Osceola, Ottawa, St. Clair, Sanilac, Shiawassee, Tuscola, Washtenaw, Wayne	152,774	0	152,774
Michigan	Healthy Michigan Plan (Comprehensive MCO)	HAP Empowered	Health Alliance Plan	Genesee, Huron, Lapeer, Macomb, Oakland, St. Clair, Sanilac, Shiawassee, Tuscola, Wayne	20,199	0	20,199

State	Program Name (Type)	Plan Name	Parent Organization	Geographic Region (state-defined areas, counties, or zip codes)	Medicaid-Only Enrollment	Dual Enrollment	Total Enrollment
Michigan	Healthy Michigan Plan (Comprehensive MCO)	McLaren Health Plan	McLaren Health Plan	Alcona, Allegan, Alpena, Antrim, Arenac, Barry, Bay, Benzie, Berrien, Branch, Calhoun, Cass, Charlevoix, Cheboygan, Clare, Clinton, Crawford, Eaton, Emmet, Genesee, Gladwin, Grand Traverse, Gratiot, Hillsdale, Huron, Ingham, Ionia, Iosco, Isabella, Jackson, Kalamazoo, Kalkaska, Kent, Lake, Lapeer, Leelanau, Lenawee, Livingston, Macomb, Manistee, Mason, Mecosta, Midland, Missaukee, Monroe, Montcalm, Montmorency, Muskegon, Newaygo, Oakland, Oceana, Ogemaw, Osceola, Oscoda, Otsego, Ottawa, Presque Isle, Roscommon, Saginaw, St. Clair, St. Joseph, Sanilac, Shiawassee, Tuscola, Van Buren, Washtenaw, Wayne, Wexford	103,098	0	103,098
Michigan	Healthy Michigan Plan (Comprehensive MCO)	Meridian Health Plan of Michigan	Meridian Health Plan of Michigan	Alcona, Allegan, Alpena, Antrim, Arenac, Barry, Bay, Benzie, Berrien, Branch, Calhoun, Cass, Charlevoix, Cheboygan, Clare, Clinton, Crawford, Eaton, Emmet, Genesee, Gladwin, Grand Traverse, Gratiot, Hillsdale, Huron, Ingham, Ionia, Iosco, Isabella, Jackson, Kalamazoo, Kalkaska, Kent, Lake, Lapeer, Leelanau, Lenawee, Livingston, Macomb, Manistee, Mason, Mecosta, Midland, Missaukee, Monroe, Montcalm, Montmorency, Muskegon, Newaygo, Oakland, Oceana, Ogemaw, Osceola, Oscoda, Otsego, Ottawa, Presque Isle, Roscommon, Saginaw, St. Clair, St. Joseph, Sanilac, Shiawassee, Tuscola, Van Buren, Washtenaw, Wayne, Wexford	179,173	0	179,173

State	Program Name (Type)	Plan Name	Parent Organization	Geographic Region (state-defined areas, counties, or zip codes)	Medicaid-Only Enrollment	Dual Enrollment	Total Enrollment
Michigan	Healthy Michigan Plan (Comprehensive MCO)	Molina Healthcare of Michigan	Molina Healthcare of Michigan	Alcona, Allegan, Alpena, Antrim, Arenac, Barry, Bay, Benzie, Berrien, Branch, Calhoun, Cass, Charlevoix, Cheboygan, Clare, Clinton, Crawford, Eaton, Emmet, Genesee, Gladwin, Grand Traverse, Gratiot, Hillsdale, Huron, Ingham, Ionia, Iosco, Isabella, Jackson, Kalamazoo, Kalkaska, Kent, Lake, Lapeer, Leelanau, Lenawee, Livingston, Macomb, Manistee, Mason, Mecosta, Midland, Missaukee, Monroe, Montcalm, Montmorency, Muskegon, Newaygo, Oakland, Oceana, Ogemaw, Osceola, Oscoda, Otsego, Ottawa, Presque Isle, Roscommon, Saginaw, St. Clair, St. Joseph, Sanilac, Shiawassee, Tuscola, Van Buren, Washtenaw, Wayne, Wexford	124,050	0	124,050
Michigan	Healthy Michigan Plan (Comprehensive MCO)	Priority Health Choice	Priority Health Choice	Allegan, Barry, Berrien, Branch, Calhoun, Cass, Ionia, Kalamazoo, Kent, Lake, Macomb, Mason, Mecosta, Montcalm, Muskegon, Newaygo, Oakland, Oceana, Osceola, Ottawa, St. Joseph, Van Buren, Wayne	91,622	0	91,622
Michigan	Healthy Michigan Plan (Comprehensive MCO)	UnitedHealthcare Community Plan	UnitedHealthcare	Alcona, Allegan, Alpena, Antrim, Arenac, Barry, Bay, Benzie, Berrien, Branch, Calhoun, Cass, Charlevoix, Cheboygan, Clare, Crawford, Emmet, Genesee, Gladwin, Grand Traverse, Gratiot, Hillsdale, Huron, Ionia, Iosco, Isabella, Jackson, Kalamazoo, Kalkaska, Kent, Lake, Lapeer, Leelanau, Lenawee, Livingston, Macomb, Manistee, Mason, Mecosta, Midland, Missaukee, Monroe, Montcalm, Montmorency, Muskegon, Newaygo, Oakland, Oceana, Ogemaw, Osceola, Oscoda, Otsego, Ottawa, Presque Isle, Roscommon, Saginaw, St. Clair, St. Joseph, Sanilac, Shiawassee, Tuscola, Van Buren, Washtenaw, Wayne, Wexford	103,346	0	103,346

State	Program Name (Type)	Plan Name	Parent Organization	Geographic Region (state-defined areas, counties, or zip codes)	Medicaid-Only Enrollment	Dual Enrollment	Total Enrollment
Michigan	Healthy Michigan Plan (Comprehensive MCO)	Upper Peninsula Health Plan	Upper Peninsula Health Plan	Alger, Baraga, Chippewa, Delta, Dickinson, Gogebic, Houghton, Iron, Keweenaw, Luce, Mackinac, Marquette, Menominee, Ontonagon, Schoolcraft	21,449	0	21,449
Michigan	MI Choice (MLTSS only (PIHP and/or PAHP))	A & D Home Health Care, Inc.	A & D Home Health Care, Inc.	Bay, Clare, Gladwin, Huron, Isabella, Midland, Saginaw, Sanilac, Tuscola	89	892	981
Michigan	MI Choice (MLTSS only (PIHP and/or PAHP))	Area Agency on Aging 1-B	Area Agencies on Aging	Livingston, Macomb, Monroe, Oakland, Washtenaw	60	783	843
Michigan	MI Choice (MLTSS only (PIHP and/or PAHP))	Area Agency on Aging of Northwest Michigan	Area Agencies on Aging	Antrim, Benzie, Charlevoix, Emmet, Grand Traverse, Kalkaska, Leelanau, Manistee, Missaukee, Wexford	21	327	348
Michigan	MI Choice (MLTSS only (PIHP and/or PAHP))	Area Agency on Aging of Western Michigan	Area Agencies on Aging	Allegan, Ionia, Kent, Lake, Mason, Mecosta, Montcalm, Newaygo, Osceola	64	944	1,008
Michigan	MI Choice (MLTSS only (PIHP and/or PAHP))	Detroit Area Agency on Aging	Area Agencies on Aging	Wayne	71	1,326	1,397
Michigan	MI Choice (MLTSS only (PIHP and/or PAHP))	Macomb-Oakland Regional Center Home Care, Inc.	Macomb-Oakland Regional Center Home Care, Inc.	Livingston, Macomb, Monroe, Oakland, Washtenaw	9	240	249
Michigan	MI Choice (MLTSS only (PIHP and/or PAHP))	Milestone Senior Services, Inc.	Milestone Senior Services, Inc.	Barry, Branch, Calhoun, Kalamazoo	19	242	261
Michigan	MI Choice (MLTSS only (PIHP and/or PAHP))	Northern Healthcare Management	Northern Lakes Community Mental Health	Antrim, Benzie, Charlevoix, Emmet, Grand Traverse, Kalkaska, Leelanau, Manistee, Missaukee, Wexford	30	263	293
Michigan	MI Choice (MLTSS only (PIHP and/or PAHP))	Region 2 Area Agency on Aging	Area Agencies on Aging	Hillsdale, Jackson, Lenawee	40	532	572
Michigan	MI Choice (MLTSS only (PIHP and/or PAHP))	Region 3B Area Agency on Aging	Area Agencies on Aging	Barry, Berrien, Branch, Calhoun, Cass, Kalamazoo, Van Buren	32	406	438
Michigan	MI Choice (MLTSS only (PIHP and/or PAHP))	Region 4 Area Agency on Aging	Area Agencies on Aging	Berrien, Cass, Van Buren	41	555	596
Michigan	MI Choice (MLTSS only (PIHP and/or PAHP))	Region 7 Area Agency on Aging	Area Agencies on Aging	Bay, Clare, Gladwin, Gratiot, Huron, Isabella, Midland, Saginaw, Sanilac, Tuscola	54	882	936
Michigan	MI Choice (MLTSS only (PIHP and/or PAHP))	Region 9 Area Agency on Aging	Area Agencies on Aging	Alcona, Alpena, Arenac, Cheboygan, Crawford, Iosco, Montmorency, Ogemaw, Oscoda, Otsego, Presque Isle, Roscommon	23	389	412
Michigan	MI Choice (MLTSS only (PIHP and/or PAHP))	Reliance Community Care Partners	Reliance Community Care Partners	Allegan, Ionia, Kent, Lake, Mason, Mecosta, Muskegon, Newaygo, Oceana, Osceola, Ottawa	93	699	792
Michigan	MI Choice (MLTSS only (PIHP and/or PAHP))	Senior Resources of West Michigan	Area Agency on Aging	Muskegon, Oceana, Ottawa	19	643	662

State	Program Name (Type)	Plan Name	Parent Organization	Geographic Region (state-defined areas, counties, or zip codes)	Medicaid-Only Enrollment	Dual Enrollment	Total Enrollment
Michigan	MI Choice (MLTSS only (PIHP and/or PAHP))	The Information Center	The Information Center	Wayne	6	234	240
Michigan	MI Choice (MLTSS only (PIHP and/or PAHP))	The Senior Alliance	The Senior Alliance	Macomb, Oakland, Washtenaw, Wayne	21	550	571
Michigan	MI Choice (MLTSS only (PIHP and/or PAHP))	Tri County Office on Aging	Tri County Office on Aging	Clinton, Eaton, Ingham	103	764	867
Michigan	MI Choice (MLTSS only (PIHP and/or PAHP))	UPCAP Area Agency on Aging	Area Agencies on Aging	Alger, Baraga, Chippewa, Delta, Dickinson, Gogebic, Houghton, Iron, Keweenaw, Luce, Mackinac, Marquette, Menominee, Ontonagon, Schoolcraft	51	383	434
Michigan	MI Choice (MLTSS only (PIHP and/or PAHP))	Valley Area Agency on Aging	Area Agencies on Aging	Genesee, Lapeer, Shiawassee	40	293	333
Michigan	PACE (PACE)	Ascension Living PACE	Ascension Health	Genesee, parts of Lapeer, Livingston, Oakland, Shiawassee, Tuscola	9	215	224
Michigan	PACE (PACE)	Care Resources	Each partner has 20% ownership: Grand Rapids Dominicans, Holland Home, Metro Health, Pine Rest Christian Mental Health Services, and Reliance Community Care Partners	Allegan, Barry, Ionia, Kent, parts of Ottawa	17	321	338
Michigan	PACE (PACE)	Community PACE	The Home Care Group	Lake, Mason, Mecosta, parts of Montcalm, Oceana, Osceola, Newaygo	3	95	98
Michigan	PACE (PACE)	Great Lakes PACE	A & D Charitable Foundation	Arenac, Bay, Gratiot, Midland, Saginaw, Shiawassee, Tuscola	14	165	179
Michigan	PACE (PACE)	Huron Valley PACE	Huron Valley is a separately incorporated partnership of United Methodist Retirement Communities (UMRC)	Livingston, Monroe, Oakland, Washtenaw, parts of Wayne	7	279	286
Michigan	PACE (PACE)	Life Circles	Porter Hills, Senior Resources, and Trinity Health	Muskegon, parts of Allegan and Ottawa	16	388	404

State	Program Name (Type)	Plan Name	Parent Organization	Geographic Region (state-defined areas, counties, or zip codes)	Medicaid-Only Enrollment	Dual Enrollment	Total Enrollment
Michigan	PACE (PACE)	PACE Central Michigan	Michigan Masonic Home and Presbyterian	Clare, Gladwin, Isabella, Roscommon, parts of Gratiot, Midland, and Montcalm	18	196	214
Michigan	PACE (PACE)	PACE North	Grand Traverse Pavilions is a partner but does not have ownership	Benzie, Grand Traverse, Leelanau, parts of Antrim, Kalkaska, Manistee, Wexford	11	159	170
Michigan	PACE (PACE)	PACE Southeast MI	Henry Ford Health and Presbyterian	Macomb, parts of Oakland, Wayne	82	1,565	1,647
Michigan	PACE (PACE)	PACE Southwest MI	Independent corporation with a board comprised with equal representation - Region IV AAA, Lakeland Healthcare, and Hospice at Home	Berrien, parts of Cass, Van Buren	14	232	246
Michigan	PACE (PACE)	Senior Care Partners	Comprehensive Senior Care Corporation	Calhoun, Kalamazoo, parts of Allegan, Barry, Van Buren	32	583	615
Michigan	PACE (PACE)	Senior Community Care	Senior Community Care is a separately incorporated partnership of Volunteers of American, Ingham County Medical Care Facility, and United Methodist Retirement Communities (UMRC)	Clinton, Eaton, Ingham, parts of Barry, Ionia, Livingston, Shiawassee	15	196	211
Michigan	PACE (PACE)	Sunrise PACE	Three Rivers Corporation	Huron, Sanilac, St. Clair, Tuscola	5	51	56
Michigan	PACE (PACE)	Thome PACE	80% by United Methodist Retirement Communities (UMRC) and 20% by Region 2 Area Agency on Aging	Hillsdale, Jackson, Lenawee	12	198	210

State	Program Name (Type)	Plan Name	Parent Organization	Geographic Region (state-defined areas, counties, or zip codes)	Medicaid-Only Enrollment	Dual Enrollment	Total Enrollment
Michigan	Specialty Prepaid Inpatient Health Plan (BHO only (PIHP and/or PAHP))	CMH Partnership of Southeast Michigan	CMH Partnership of Southeast Michigan	Lenawee, Livingston, Monroe, Washtenaw	157,103	0	157,103
Michigan	Specialty Prepaid Inpatient Health Plan (BHO only (PIHP and/or PAHP))	Detroit Wayne Mental Health Authority	Detroit Wayne Mental Health Authority	Wayne	816,805	0	816,805
Michigan	Specialty Prepaid Inpatient Health Plan (BHO only (PIHP and/or PAHP))	Lakeshore Regional Entity	Lakeshore Regional Entity	Allegan, Kent, Lake, Mason, Muskegon, Oceana, Ottawa	346,608	0	346,608
Michigan	Specialty Prepaid Inpatient Health Plan (BHO only (PIHP and/or PAHP))	Macomb County CMH Services	Macomb County CMH Services	Macomb	260,834	0	260,834
Michigan	Specialty Prepaid Inpatient Health Plan (BHO only (PIHP and/or PAHP))	Mid-State Health Network	Mid-State Health Network	Arenac, Bay, Clare, Clinton, Eaton, Gladwin, Gratiot, Hillsdale, Huron, Ingham, Ionia, Isabella, Jackson, Mecosta, Midland, Montcalm, Newaygo, Oceola, Saginaw, Shiawassee, Tuscola	489,512	0	489,512
Michigan	Specialty Prepaid Inpatient Health Plan (BHO only (PIHP and/or PAHP))	Northcare Network	Northcare Network	Alger, Baraga, Delta, Chippewa, Dickinson, Gogebic, Houghton, Iron, Keweenaw, Luce, Mackinac, Marquette, Menominee, Ontonagon, Schoolcraft	82,106	0	82,106
Michigan	Specialty Prepaid Inpatient Health Plan (BHO only (PIHP and/or PAHP))	Northern Michigan Regional Entity	Northern Michigan Regional Entity	Alcona, Alpena, Antrim, Benzie, Charlevoix, Cheboygan, Crawford, Emmet, Grand Traverse, Iosco, Kalkaska, Leelanau, Manistee, Missaukee, Montmorency, Ogemaw, Oscoda, Otsego, Presque Isle, Roscommon, Wexford	152,999	0	152,999
Michigan	Specialty Prepaid Inpatient Health Plan (BHO only (PIHP and/or PAHP))	Oakland County CMH Authority	Oakland County CMH Authority	Oakland	236,827	0	236,827
Michigan	Specialty Prepaid Inpatient Health Plan (BHO only (PIHP and/or PAHP))	Region 10 PIHP	Region 10 PIHP	Genesee, Lapeer, Sanilac, St. Clair	247,887	0	247,887
Michigan	Specialty Prepaid Inpatient Health Plan (BHO only (PIHP and/or PAHP))	Southwest Michigan Behavioral Health	Southwest Michigan Behavioral Health	Barry, Berrien, Branch, Calhoun, Cass, Kalamazoo, St. Joseph, Van Buren	263,975	0	263,975
Minnesota	Minnesota Senior Care Plus (Comprehensive MCO + MLTSS)	Blue Plus	Blue Cross Blue Shield MN	Statewide	841	5,465	6,306

State	Program Name (Type)	Plan Name	Parent Organization	Geographic Region (state-defined areas, counties, or zip codes)	Medicaid-Only Enrollment	Dual Enrollment	Total Enrollment
Minnesota	Minnesota Senior Care Plus (Comprehensive MCO + MLTSS)	Health Partners	Health Partners	Statewide	1,017	2,787	3,804
Minnesota	Minnesota Senior Care Plus (Comprehensive MCO + MLTSS)	Itasca Medical Care	Itasca Medical Care	Itasca County	7	391	398
Minnesota	Minnesota Senior Care Plus (Comprehensive MCO + MLTSS)	Medica	Medica	Statewide	921	4,223	5,144
Minnesota	Minnesota Senior Care Plus (Comprehensive MCO + MLTSS)	Medica	UHC	Statewide	1	23	24
Minnesota	Minnesota Senior Care Plus (Comprehensive MCO + MLTSS)	Prime West Health	Prime West Health	Beltrami, Bigstone, Clearwater, Douglas, Grant, Hubbard, McLeod, Meeker, Pipestone, Pope, Renville, Stevens, and Traverse Counties	63	1,382	1,445
Minnesota	Minnesota Senior Care Plus (Comprehensive MCO + MLTSS)	South Country Health Alliance	South Country Health Alliance	Brown, Dodge, Freeborn, Kanabec, Morrison, Sibley, Steele, Todd, Wabasha, Wadena, and Waseca Counties	51	913	964
Minnesota	Minnesota Senior Care Plus (Comprehensive MCO + MLTSS)	UCare	UCare	Statewide	3,310	7,225	10,535
Minnesota	Minnesota Senior Health Option (Comprehensive MCO + MLTSS)	Blue Plus	Blue Cross Blue Shield of Minnesota	Statewide	9,946	0	9,946
Minnesota	Minnesota Senior Health Option (Comprehensive MCO + MLTSS)	Health Partners	Health Partners	Statewide	5,734	0	5,734
Minnesota	Minnesota Senior Health Option (Comprehensive MCO + MLTSS)	Itasca Medical Care	Itasca Medical Care	Itasca County	367	0	367
Minnesota	Minnesota Senior Health Option (Comprehensive MCO + MLTSS)	Medica	Medica	Statewide	10,038	0	10,038
Minnesota	Minnesota Senior Health Option (Comprehensive MCO + MLTSS)	Prime West Health	Prime West Health	Beltrami, Bigstone, Clearwater, Douglas, Grant, Hubbard, McLeod, Meeker, Pipestone, Pope, Renville, Stevens, and Traverse Counties	1,978	0	1,978
Minnesota	Minnesota Senior Health Option (Comprehensive MCO + MLTSS)	South Country Health Alliance	South Country Health Alliance	Brown, Dodge, Freeborn, Kanabec, Morrison, Sibley, Steele, Todd, Wabasha, Wadena, and Waseca Counties	1,327	0	1,327

State	Program Name (Type)	Plan Name	Parent Organization	Geographic Region (state-defined areas, counties, or zip codes)	Medicaid-Only Enrollment	Dual Enrollment	Total Enrollment
Minnesota	Minnesota Senior Health Option (Comprehensive MCO + MLTSS)	UCare	UCare	Statewide	17,168	0	17,168
Minnesota	Minnesota Senior Health Option (Comprehensive MCO + MLTSS)	UnitedHealthcare	UnitedHealth Group of MN	Statewide	26	0	26
Minnesota	Prepaid Medical Assistance Plan Plus (Comprehensive MCO + MLTSS)	Blue Plus	Blue Cross Blue Shield MN	Statewide	348,408	0	348,408
Minnesota	Prepaid Medical Assistance Plan Plus (Comprehensive MCO + MLTSS)	Health Partners	Health Partners	Statewide	179,161	0	179,161
Minnesota	Prepaid Medical Assistance Plan Plus (Comprehensive MCO + MLTSS)	Hennepin Health	Hennepin Health	Hennepin County	33,319	0	33,319
Minnesota	Prepaid Medical Assistance Plan Plus (Comprehensive MCO + MLTSS)	Itasca Medical	Itasca Medical	Itasca County	9,387	0	9,387
Minnesota	Prepaid Medical Assistance Plan Plus (Comprehensive MCO + MLTSS)	Medica	Medica	Statewide	8,005	0	8,005
Minnesota	Prepaid Medical Assistance Plan Plus (Comprehensive MCO + MLTSS)	Prime West Health	Prime West Health	Beltrami, Bigstone, Clearwater, Douglas, Grant, Hubbard, McLeod, Meeker, Pipestone, Pope, Renville, Stevens, and Traverse Counties	53,372	0	53,372
Minnesota	Prepaid Medical Assistance Plan Plus (Comprehensive MCO + MLTSS)	South Country Health Alliance	South Country Health Alliance	Brown, Dodge, Freeborn, Kanabec, Morrison, Sibley, Steele, Todd, Wabasha, Wadena, and Waseca Counties	26,156	0	26,156
Minnesota	Prepaid Medical Assistance Plan Plus (Comprehensive MCO + MLTSS)	UCare	UCare	Statewide	390,160	0	390,160
Minnesota	Prepaid Medical Assistance Plan Plus (Comprehensive MCO + MLTSS)	UnitedHealthcare	UnitedHealth Group of MN	Statewide	34,881	0	34,881
Minnesota	Special Needs Basic Care (Comprehensive MCO + MLTSS)	Health Partners	Health Partners	Statewide	3,766	3,445	7,211
Minnesota	Special Needs Basic Care (Comprehensive MCO + MLTSS)	Hennepin Health	Hennepin Health	Hennepin County	1,371	812	2,183

State	Program Name (Type)	Plan Name	Parent Organization	Geographic Region (state-defined areas, counties, or zip codes)	Medicaid-Only Enrollment	Dual Enrollment	Total Enrollment
Minnesota	Special Needs Basic Care (Comprehensive MCO + MLTSS)	Medica	Medica	Statewide	5,661	7,213	12,874
Minnesota	Special Needs Basic Care (Comprehensive MCO + MLTSS)	Prime West	Prime West	Beltrami, Bigstone, Clearwater, Douglas, Grant, Hubbard, McLeod, Meeker, Pipestone, Pope, Renville, Stevens, and Traverse Counties	1,194	1,556	2,750
Minnesota	Special Needs Basic Care (Comprehensive MCO + MLTSS)	South Country Health Alliance	South Country Health Alliance	Brown, Dodge, Freeborn, Kanabec, Morrison, Sibley, Steele, Todd, Wabasha, Wadena, and Waseca Counties	1,177	984	2,161
Minnesota	Special Needs Basic Care (Comprehensive MCO + MLTSS)	UCare	UCare	Statewide	28,172	12,307	40,479
Minnesota	Special Needs Basic Care (Comprehensive MCO + MLTSS)	UnitedHealthcare	UnitedHealth Group of MN	Statewide	164	130	294
Mississippi	MississippiCAN (Comprehensive MCO)	UnitedHealthcare Community Plan	UnitedHealthcare	Mississippi	152,866	0	152,866
Mississippi	MississippiCAN (Comprehensive MCO)	Magnolia Health Plan	Centene	Mississippi	156,784	0	156,784
Mississippi	MississippiCAN (Comprehensive MCO)	Molina Healthcare	Molina Health	Mississippi	85,030	0	85,030
Missouri	MO HealthNet Managed Care/1915b (Comprehensive MCO)	Healthy Blue	Anthem	Statewide	427,598	0	427,598
Missouri	MO HealthNet Managed Care/1915b (Comprehensive MCO)	Home State Health	Centene Corporation	Statewide	375,694	0	375,694
Missouri	MO HealthNet Managed Care/1915b (Comprehensive MCO)	Show Me Healthy Kids	Centene Corporation	Statewide	53,306	0	53,306
Missouri	MO HealthNet Managed Care/1915b (Comprehensive MCO)	UnitedHealthcare	Optum	Statewide	359,157	0	359,157
Missouri	Non-Emergency Medical Transportation Program (NEMT)	MTM Transit	MTM, Inc.	Statewide	107,496	169,730	277,226

State	Program Name (Type)	Plan Name	Parent Organization	Geographic Region (state-defined areas, counties, or zip codes)	Medicaid-Only Enrollment	Dual Enrollment	Total Enrollment
Missouri	PACE (PACE)	New Horizons PACE St. Louis	Christian Horizons	63031, 63033, 63042, 63043, 63044, 63045, 63074, 63105, 63112, 63114, 63117, 63119, 63120, 63121, 63122, 63123, 63124, 63125, 63126, 63127, 63128, 63129, 63130, 63131, 63132, 63133, 63134, 63135, 63136, 63137, 63138, 63140, 63141, 63143, 63144, 63146, 63147, 63101, 63102, 63103, 63104, 63106, 63107, 63108, 63109, 63110, 63111, 63113, 63115, 63116, 63118, 63139, 63155, 63180, 63182	11	38	49
Montana	Comprehensive Primary Care Plus (PCCM)	Multiple Primary Care Providers	Comprehensive Primary Care Plus (CPC+)	Statewide	67,597	0	67,597
Montana	Passport (PCCM)	Passport to Health	Passport to Health	Statewide	117,103	0	117,103
Montana	Passport (PCCM)	Team Care	Passport to Health	Statewide	106	0	106
Montana	Patient Centered Medical Home (PCCM)	Multiple Primary Care Providers	PCMH	Statewide	41,635	0	41,635
Nebraska	Dental Benefit Manager (Dental only (PAHP))	MCNA Nebraska	MCNA Health Care Holdings, Inc.	Statewide	357,972	38,981	396,953
Nebraska	Heritage Health (Comprehensive MCO)	Healthy Blue Nebraska	Elevance Health	Statewide	122,175	10,331	132,506
Nebraska	Heritage Health (Comprehensive MCO)	Nebraska Total Care	Centene Corporation	Statewide	118,068	14,525	132,593
Nebraska	Heritage Health (Comprehensive MCO)	UnitedHealthcare Community Plan of Nebraska	United Healthcare	Statewide	118,160	14,159	132,319
Nebraska	Program of All-Inclusive Care for the Elderly (PACE)	Immanuel Pathways	Immanuel Pathways	68037, 68048, 68025, 68007, 68010, 68022, 68064, 68102, 68104, 68105, 68106, 68107, 68127, 68110, 68111, 68112, 68114, 68116, 68117, 68118, 68122, 68124, 68127, 68130, 68131, 68132, 68134, 68135, 68137, 68142, 68144, 68152, 68154, 68157, 68164, 68182, 68005, 68028, 68046, 68059, 68069, 68113, 68123, 68128, 68133, 68136, 68138, 68147, 68073, 68002, 68008, 68009, 68023, 68029, 68034, 68044, 68068	22	186	208

State	Program Name (Type)	Plan Name	Parent Organization	Geographic Region (state-defined areas, counties, or zip codes)	Medicaid-Only Enrollment	Dual Enrollment	Total Enrollment
Nevada	Dental Benefits Administrator (Dental only (PAHP))	Liberty Dental Plan of Nevada	Liberty Dental Plan Corporation	Region: SNEV; FIP: 703; Zips: 88901, 88905, 89002, 89004, 89005, 89006, 89009, 89011, 89012, 89014, 89015, 89016, 89030, 89031, 89032, 89033, 89036, 89044, 89052, 89053, 89054, 89074, 89077, 89081, 89084, 89085, 89086, 89087, 89101, 89102, 89103, 89104, 89105, 89106, 89107, 89108, 89109, 89110, 89111, 89112, 89113, 89114, 89115, 89116, 89117, 89118, 89119, 89120, 89121, 89122, 89123, 89124, 89125, 89126, 89127, 89128, 89129, 89130, 89131, 89132, 89133, 89134, 89135, 89136, 89137, 89138, 89139, 89140, 89141, 89142, 89143, 89144, 89145, 89146, 89147, 89148, 89149, 89150, 89151, 89152, 89153, 89154, 89155, 89156, 89157, 89159, 89160, 89161, 89162, 89163, 89164, 89165, 89166, 89169, 89170, 89173, 89177, 89178, 89179, 89180, 89183, 89185, 89191, 89193, 89195, 89199 Region: NNEV; FIP: 731; Zips: 89431, 89432, 89433, 89434, 89435, 89436, 89439, 89441, 89501, 89502, 89503, 89504, 89505, 89506, 89507, 89508, 89509, 89510, 89511, 89512, 89513, 89515, 89519, 89520, 89521, 89523, 89533, 89555, 89557, 89570, 89595, 89599	698,448	2,357	700,805

State	Program Name (Type)	Plan Name	Parent Organization	Geographic Region (state-defined areas, counties, or zip codes)	Medicaid-Only Enrollment	Dual Enrollment	Total Enrollment
Nevada	Mandatory Health Maintenance Program (Comprehensive MCO)	Anthem Blue Cross and Blue Shield Healthcare Solutions	Anthem Blue Cross and Blue Shield	Region: SNEV; FIP: 703; Zips: 88901, 88905, 89002, 89004, 89005, 89006, 89009, 89011, 89012, 89014, 89015, 89016, 89030, 89031, 89032, 89033, 89036, 89044, 89052, 89053, 89054, 89074, 89077, 89081, 89084, 89085, 89086, 89087, 89101, 89102, 89103, 89104, 89105, 89106, 89107, 89108, 89109, 89110, 89111, 89112, 89113, 89114, 89115, 89116, 89117, 89118, 89119, 89120, 89121, 89122, 89123, 89124, 89125, 89126, 89127, 89128, 89129, 89130, 89131, 89132, 89133, 89134, 89135, 89136, 89137, 89138, 89139, 89140, 89141, 89142, 89143, 89144, 89145, 89146, 89147, 89148, 89149, 89150, 89151, 89152, 89153, 89154, 89155, 89156, 89157, 89159, 89160, 89161, 89162, 89163, 89164, 89165, 89166, 89169, 89170, 89173, 89177, 89178, 89179, 89180, 89183, 89185, 89191, 89193, 89195, 89199 Region: NNEV; FIP: 731; Zips: 89431, 89432, 89433, 89434, 89435, 89436, 89439, 89441, 89501, 89502, 89503, 89504, 89505, 89506, 89507, 89508, 89509, 89510, 89511, 89512, 89513, 89515, 89519, 89520, 89521, 89523, 89533, 89555, 89557, 89570, 89595	206,774	22	206,796

State	Program Name (Type)	Plan Name	Parent Organization	Geographic Region (state-defined areas, counties, or zip codes)	Medicaid-Only Enrollment	Dual Enrollment	Total Enrollment
Nevada	Mandatory Health Maintenance Program (Comprehensive MCO)	Molina Healthcare of Nevada	Molina Healthcare	Region: SNEV; FIP: 703; Zip: 88901, 88905, 89002, 89004, 89005, 89006, 89009, 89011, 89012, 89014, 89015, 89016, 89030, 89031, 89032, 89033, 89036, 89044, 89052, 89053, 89054, 89074, 89077, 89081, 89084, 89085, 89086, 89087, 89101, 89102, 89103, 89104, 89105, 89106, 89107, 89108, 89109, 89110, 89111, 89112, 89113, 89114, 89115, 89116, 89117, 89118, 89119, 89120, 89121, 89122, 89123, 89124, 89125, 89126, 89127, 89128, 89129, 89130, 89131, 89132, 89133, 89134, 89135, 89136, 89137, 89138, 89139, 89140, 89141, 89142, 89143, 89144, 89145, 89146, 89147, 89148, 89149, 89150, 89151, 89152, 89153, 89154, 89155, 89156, 89157, 89159, 89160, 89161, 89162, 89163, 89164, 89165, 89166, 89169, 89170, 89173, 89177, 89178, 89179, 89180, 89183, 89185, 89191, 89193, 89195, 89199 Region: NNEV; FIP: 731; Zips: 89431, 89432, 89433, 89434, 89435, 89436, 89439, 89441, 89501, 89502, 89503, 89504, 89505, 89506, 89507, 89508, 89509, 89510, 89511, 89512, 89513, 89515, 89519, 89520, 89521, 89523, 89533, 89555, 89557, 89570, 89595	111,003	11	111,014

State	Program Name (Type)	Plan Name	Parent Organization	Geographic Region (state-defined areas, counties, or zip codes)	Medicaid-Only Enrollment	Dual Enrollment	Total Enrollment
Nevada	Mandatory Health Maintenance Program (Comprehensive MCO)	SilverSummit Health Plan	Centene	Region: SNEV; FIP: 703; Zips: 88901, 88905, 89002, 89004, 89005, 89006, 89009, 89011, 89012, 89014, 89015, 89016, 89030, 89031, 89032, 89033, 89036, 89044, 89052, 89053, 89054, 89074, 89077, 89081, 89084, 89085, 89086, 89087, 89101, 89102, 89103, 89104, 89105, 89106, 89107, 89108, 89109, 89110, 89111, 89112, 89113, 89114, 89115, 89116, 89117, 89118, 89119, 89120, 89121, 89122, 89123, 89124, 89125, 89126, 89127, 89128, 89129, 89130, 89131, 89132, 89133, 89134, 89135, 89136, 89137, 89138, 89139, 89140, 89141, 89142, 89143, 89144, 89145, 89146, 89147, 89148, 89149, 89150, 89151, 89152, 89153, 89154, 89155, 89156, 89157, 89159, 89160, 89161, 89162, 89163, 89164, 89165, 89166, 89169, 89170, 89173, 89177, 89178, 89179, 89180, 89183, 89185, 89191, 89193, 89195, 89199 Region: NNEV; FIP: 731; Zips: 89431, 89432, 89433, 89434, 89435, 89436, 89439, 89441, 89501, 89502, 89503, 89504, 89505, 89506, 89507, 89508, 89509, 89510, 89511, 89512, 89513, 89515, 89519, 89520, 89521, 89523, 89533, 89555, 89557, 89570, 89595, 89599	125,274	20	125,294

State	Program Name (Type)	Plan Name	Parent Organization	Geographic Region (state-defined areas, counties, or zip codes)	Medicaid-Only Enrollment	Dual Enrollment	Total Enrollment
Nevada	Mandatory Health Maintenance Program (Comprehensive MCO)	UnitedHealthcare Health Plan of Nevada	UnitedHealthcare	Region: SNEV; FIP: 703; Zips: 88901, 88905, 89002, 89004, 89005, 89006, 89009, 89011, 89012, 89014, 89015, 89016, 89030, 89031, 89032, 89033, 89036, 89044, 89052, 89053, 89054, 89074, 89077, 89081, 89084, 89085, 89086, 89087, 89101, 89102, 89103, 89104, 89105, 89106, 89107, 89108, 89109, 89110, 89111, 89112, 89113, 89114, 89115, 89116, 89117, 89118, 89119, 89120, 89121, 89122, 89123, 89124, 89125, 89126, 89127, 89128, 89129, 89130, 89131, 89132, 89133, 89134, 89135, 89136, 89137, 89138, 89139, 89140, 89141, 89142, 89143, 89144, 89145, 89146, 89147, 89148, 89149, 89150, 89151, 89152, 89153, 89154, 89155, 89156, 89157, 89159, 89160, 89161, 89162, 89163, 89164, 89165, 89166, 89169, 89170, 89173, 89177, 89178, 89179, 89180, 89183, 89185, 89191, 89193, 89195, 89199 Region: NNEV; FIP: 731; Zips: 89431, 89432, 89433, 89434, 89435, 89436, 89439, 89441, 89501, 89502, 89503, 89504, 89505, 89506, 89507, 89508, 89509, 89510, 89511, 89512, 89513, 89515, 89519, 89520, 89521, 89523, 89533, 89555, 89557, 89570, 89595, 89599	221,446	18	221,464
Nevada	Non-Emergency Medical Transportation (NEMT)	Medical Transportation Management (MTM)	Medical Transportation Management (MTM)	Statewide	839,650	48,702	888,352
New Hampshire	New Hampshire Medicaid Care Management (Comprehensive MCO)	AmeriHealth Caritas of New Hampshire	AmeriHealth Caritas	Statewide	36,346	3,180	39,526
New Hampshire	New Hampshire Medicaid Care Management (Comprehensive MCO)	New Hampshire Healthy Families	Centene	Statewide	63,864	7,278	71,142
New Hampshire	New Hampshire Medicaid Care Management (Comprehensive MCO)	WellSense Health Plan	Boston Medical Center Health Plan	Statewide	71,874	7,198	79,072

State	Program Name (Type)	Plan Name	Parent Organization	Geographic Region (state-defined areas, counties, or zip codes)	Medicaid-Only Enrollment	Dual Enrollment	Total Enrollment
New Hampshire	New Hampshire Medicaid Care Management Dental Services (Dental only (PAHP))	NH Smiles Adult Dental Program	Delta Dental Plan of NH, Inc.	Statewide	79,128	17,715	96,843
New Jersey	FIDE SNP (Comprehensive MCO + MLTSS)	Aetna Assure Premier Plus	Aetna Better Health, Inc.	All NJ Counties	1	4,308	4,309
New Jersey	FIDE SNP (Comprehensive MCO + MLTSS)	Amerivantage Dual Coordination	Amerigroup New Jersey, Inc./Anthem	All NJ Counties except Hunterdon and Warren	4	15,661	15,665
New Jersey	FIDE SNP (Comprehensive MCO + MLTSS)	Horizon NJ TotalCare	Horizon Healthcare of New Jersey, Inc.	All NJ Counties	3	20,139	20,142
New Jersey	FIDE SNP (Comprehensive MCO + MLTSS)	UnitedHealthcare Dual Complete ONE	Oxford Health Plans (NJ), Inc.	All NJ Counties except Cape May	12	43,102	43,114
New Jersey	FIDE SNP (Comprehensive MCO + MLTSS)	Wellcare Dual Liberty	Wellcare Health Plans of New Jersey, Inc.	All NJ Counties except for Hunterdon	4	7,374	7,378
New Jersey	New Jersey Family Care (Comprehensive MCO + MLTSS)	Aetna Better Health NJ	CVS Health	All NJ Counties	121,820	11,272	133,092
New Jersey	New Jersey Family Care (Comprehensive MCO + MLTSS)	Amerigroup New Jersey, Inc.	Anthem	All NJ Counties	217,773	14,239	232,012
New Jersey	New Jersey Family Care (Comprehensive MCO + MLTSS)	Horizon NJ Health	Horizon Blue Cross Blue Shield of New Jersey	All NJ Counties	1,076,663	72,055	1,148,718
New Jersey	New Jersey Family Care (Comprehensive MCO + MLTSS)	UnitedHealthcare Community Plan	UnitedHealthcare	All NJ Counties	335,201	26,159	361,360
New Jersey	New Jersey Family Care (Comprehensive MCO + MLTSS)	Wellcare of New Jersey	Wellcare Health Plans, Inc.	All NJ Counties	87,708	15,710	103,418
New Jersey	Non-Emergency Medical Transportation (NEMT)	Modivcare	The Providence Service Corp.	All NJ Counties	1,839,340	231,157	2,070,497
New Jersey	PACE (PACE)	Atlanticare LIFE Connection	Atlantic Health System	Atlantic and Cape May Counties	15	121	136
New Jersey	PACE (PACE)	Beacon of LIFE	BoldAge PACE, NJ	Monmouth County, Ocean County, and select zip codes in Burlington County	55	289	344
New Jersey	PACE (PACE)	Capital Health LIFE	Capital Health	Mercer County and select zip codes in Burlington County	19	221	240

State	Program Name (Type)	Plan Name	Parent Organization	Geographic Region (state-defined areas, counties, or zip codes)	Medicaid-Only Enrollment	Dual Enrollment	Total Enrollment
New Jersey	PACE (PACE)	Inspira LIFE - Vineland	Inspira Health Network LIFE, Inc.	Cumberland, Gloucester, and Salem Counties	36	257	293
New Jersey	PACE (PACE)	Inspira LIFE - Williamstown	Inspira Health Network LIFE, Inc.	Cumberland, Gloucester, and Salem Counties	0	0	0
New Jersey	PACE (PACE)	Lutheran Senior LIFE at Jersey City	Lutheran Social Ministries of NJ	Hudson County	10	95	105
New Jersey	PACE (PACE)	Trinity Health LIFE New Jersey	Trinity Health PACE	Camden County and select zip codes in Burlington County	16	155	171
New Mexico	Centennial Care (Comprehensive MCO + MLTSS)	Blue Cross Blue Shield of NM	Health Care Service Corporation	Statewide	268,810	15,363	284,173
New Mexico	Centennial Care (Comprehensive MCO + MLTSS)	Presbyterian Health Plan, Inc.	Presbyterian Health Services Corporation	Statewide	378,827	26,993	405,820
New Mexico	Centennial Care (Comprehensive MCO + MLTSS)	Western Sky Community Care, Inc.	Centene Corporation	Statewide	88,226	5,046	93,272
New Mexico	Program of All-Inclusive Care for the Elderly (PACE)	Total Community Care dba as InnovAge greater NM PACE	Total Community Care dba as InnovAge greater NM PACE	Bernalillo County, Sandoval County, and Valencia Counties	13	369	382
New York	FIDA-IDD (Comprehensive MCO + MLTSS)	Partners Health Plan FIDA-IDD	Partners Health Plan, Inc.	New York City, Nassau, Rockland, Suffolk, and Westchester Counties	0	1,731	1,731
New York	Health and Recovery Plans (Comprehensive MCO)	Capital District Physician's Health Plan	Capital District Physician's Health Plan	Albany, Broome, Clinton, Columbia, Essex, Franklin, Fulton, Greene, Montgomery, Rensselaer, Saratoga, Schenectady, Schoharie, Tioga, Warren, and Washington Counties	4,632	315	4,947
New York	Health and Recovery Plans (Comprehensive MCO)	Excellus Health Plan	Excellus Health Plan	Broome, Erie, Herkimer, Livingston, Monroe, Oneida, Onondaga, Ontario, Orleans, Otsego, Seneca, Wayne, and Yates Counties	11,300	878	12,178
New York	Health and Recovery Plans (Comprehensive MCO)	Fidelis Care	Centene Corporation	New York City and 57 Counties	53,405	3,609	57,014
New York	Health and Recovery Plans (Comprehensive MCO)	HIP GNY	HIP GNY	New York City, Nassau, Suffolk, and Westchester Counties	5,189	461	5,650
New York	Health and Recovery Plans (Comprehensive MCO)	HealthFirst	HealthFirst	New York City, Nassau, Orange, Rockland, Suffolk, Sullivan, and Westchester Counties	30,383	2,655	33,038
New York	Health and Recovery Plans (Comprehensive MCO)	HealthPlus	Anthem	New York City, Nassau and Putnam Counties	7,456	600	8,056

State	Program Name (Type)	Plan Name	Parent Organization	Geographic Region (state-defined areas, counties, or zip codes)	Medicaid-Only Enrollment	Dual Enrollment	Total Enrollment
New York	Health and Recovery Plans (Comprehensive MCO)	Independent Health Association	Independent Health Association	Erie County	2,609	311	2,920
New York	Health and Recovery Plans (Comprehensive MCO)	MVP Health Plan	MVP Health Plan	Albany, Columbia, Dutchess, Genesee, Greene, Jefferson, Lewis, Livingston, Monroe, Oneida, Ontario, Orange, Putnam, Rensselaer, Rockland, Saratoga, Schenectady, Sullivan, Ulster, Warren, Washington, and Westchester Counties; also, as of 7/01/2023, the following counties were added: Clinton, Essex, Franklin, Fulton, Hamilton, Herkimer, Montgomery, and St. Lawrence Counties	7,444	600	8,044
New York	Health and Recovery Plans (Comprehensive MCO)	MetroPlus	MetroPlus	New York City	12,410	1,014	13,424
New York	Health and Recovery Plans (Comprehensive MCO)	Molina Healthcare of New York	Molina Healthcare, Inc.	New York City, Allegany, Broome, Cattaraugus, Chautauqua, Chenango, Cortland, Erie, Genesee, Livingston, Monroe, Nassau, Onondaga, Ontario, Orange, Orleans, Rockland, Seneca, Suffolk, Tioga, Tompkins, Wayne, Westchester, and Wyoming Counties	9,302	582	9,884
New York	Health and Recovery Plans (Comprehensive MCO)	UnitedHealthcare	UnitedHealth Group, Inc.	New York City and 42 Counties	10,051	707	10,758
New York	Managed Long Term Care (MLTSS only (PIHP and/or PAHP))	Aetna Better Health	Aetna Better Health, Inc.	New York City, Nassau, and Suffolk Counties	255	5,507	5,762
New York	Managed Long Term Care (MLTSS only (PIHP and/or PAHP))	ArchCare Community Life	Catholic Managed Long Term Care, Inc.	New York City, Putnam, and Westchester Counties	884	4,888	5,772
New York	Managed Long Term Care (MLTSS only (PIHP and/or PAHP))	Centers Plan for Healthy Living	Centers Plan for Healthy Living, LLC	New York City, Erie, Nassau, Niagara, Rockland, Suffolk, and Westchester Counties	8,791	41,844	50,635
New York	Managed Long Term Care (MLTSS only (PIHP and/or PAHP))	ElderPlan, Inc. (Homefirst)	ElderPlan, Inc.	New York City, Dutchess, Nassau, Orange, Putnam, Rockland, Sullivan, Ulster, and Westchester Counties	1,272	18,113	19,385
New York	Managed Long Term Care (MLTSS only (PIHP and/or PAHP))	Elderwood	Niagara Advantage Health Plan, LLC	Erie, Genesee, Monroe, Niagara, Orleans, and Wyoming Counties	86	1,041	1,127

State	Program Name (Type)	Plan Name	Parent Organization	Geographic Region (state-defined areas, counties, or zip codes)	Medicaid-Only Enrollment	Dual Enrollment	Total Enrollment
New York	Managed Long Term Care (MLTSS only (PIHP and/or PAHP))	Evercare Choice, Inc.	Evercare Choice, Inc.	Dutchess, Orange, and Rockland Counties	22	755	777
New York	Managed Long Term Care (MLTSS only (PIHP and/or PAHP))	Extended MLTC	Extended MLTC, LLC	New York City; Nassau and Suffolk Counties	286	5,275	5,561
New York	Managed Long Term Care (MLTSS only (PIHP and/or PAHP))	Fallon Health Weinberg	Fallon Health Weinberg, Inc.	Erie and Niagara Counties	32	770	802
New York	Managed Long Term Care (MLTSS only (PIHP and/or PAHP))	Fidelis Care at Home	Centene Corporation	New York City and 57 Counties	710	15,913	16,623
New York	Managed Long Term Care (MLTSS only (PIHP and/or PAHP))	Hamaspik Choice MLTC	Hamaspik Choice, Inc.	Dutchess, Orange, Putnam, Rockland, Sullivan, and Ulster Counties	103	1,875	1,978
New York	Managed Long Term Care (MLTSS only (PIHP and/or PAHP))	HealthPlus	Elevance Health, Inc.	New York City, Nassau, Suffolk, and Westchester Counties	9,837	43,128	52,965
New York	Managed Long Term Care (MLTSS only (PIHP and/or PAHP))	iCircle Care MLTC	iCircle Services of the Finger Lakes, Inc.	30 Counties	190	3,338	3,528
New York	Managed Long Term Care (MLTSS only (PIHP and/or PAHP))	Kalos Health Plan	Kalos Health, Inc.	Chautauqua, Erie, Genesee, Monroe, Niagara, and Orleans Counties	23	574	597
New York	Managed Long Term Care (MLTSS only (PIHP and/or PAHP))	MetroPlus	MetroPlusHealth Plan, Inc.	New York City	332	1,043	1,375
New York	Managed Long Term Care (MLTSS only (PIHP and/or PAHP))	Montefiore HMO MLTC	Montefiore HMO, LLC	New York City and Westchester County	87	1,213	1,300
New York	Managed Long Term Care (MLTSS only (PIHP and/or PAHP))	Nascentia Health (VNA HomeCare Options)	VNA HomeCare Options, LLC	48 Counties	226	4,053	4,279
New York	Managed Long Term Care (MLTSS only (PIHP and/or PAHP))	Prime Health Choice	Prime Health Choice, LLC	Albany, Dutchess, Orange, Putnam, Rockland, Warren, and Washington Counties	24	553	577
New York	Managed Long Term Care (MLTSS only (PIHP and/or PAHP))	Riverspring at Home	ElderServe Health, Inc.	New York City, Nassau, Suffolk, and Westchester Counties	991	15,368	16,359
New York	Managed Long Term Care (MLTSS only (PIHP and/or PAHP))	Senior Health Partners	Healthfirst Healthplan, Inc.	New York City, Nassau, and Westchester Counties	2,934	6,093	9,027

State	Program Name (Type)	Plan Name	Parent Organization	Geographic Region (state-defined areas, counties, or zip codes)	Medicaid-Only Enrollment	Dual Enrollment	Total Enrollment
New York	Managed Long Term Care (MLTSS only (PIHP and/or PAHP))	Senior Network Health	Senior Network Health, LLC	Herkimer and Oneida Counties	6	319	325
New York	Managed Long Term Care (MLTSS only (PIHP and/or PAHP))	Senior Whole Health	Senior Whole Health of New York, Inc.	New York City, Suffolk, Nassau, and Westchester Counties	2,239	24,040	26,279
New York	Managed Long Term Care (MLTSS only (PIHP and/or PAHP))	VNS Choice	VNS Choice	New York City and 28 Counties	2,730	20,768	23,498
New York	Managed Long Term Care (MLTSS only (PIHP and/or PAHP))	VillageCareMAX	Village Senior Services Corp.	New York City	1,912	16,329	18,241
New York	Medicaid Advantage Plus (Comprehensive MCO + MLTSS)	AgeWell New York	AgeWell New York, LLC	New York City, Nassau, and Westchester Counties	0	122	122
New York	Medicaid Advantage Plus (Comprehensive MCO + MLTSS)	Centers Plan for Medicaid Advantage Plus	Centers Plan for Healthy Living, LLC	New York City, Nassau, and Rockland Counties	0	1,585	1,585
New York	Medicaid Advantage Plus (Comprehensive MCO + MLTSS)	ElderPlan	ElderPlan, Inc.	New York City, Dutchess, Nassau, Orange, Putnam, Westchester, and Rockland Counties	0	3,360	3,360
New York	Medicaid Advantage Plus (Comprehensive MCO + MLTSS)	Empire MediBlue HealthPlus Dual Plus	Elevance Health, Inc.	New York City, Nassau, Suffolk, Orange, Rockland, and Westchester Counties	1	159	160
New York	Medicaid Advantage Plus (Comprehensive MCO + MLTSS)	Hamaspik MAP, Inc.	Hamaspik, Inc.	New York City, Dutchess, Nassau, Putnam, Orange, Rockland, Sullivan, Ulster, and Westchester Counties	0	829	829
New York	Medicaid Advantage Plus (Comprehensive MCO + MLTSS)	Healthfirst Health Plan	Healthfirst Healthplan, Inc.	New York City, Nassau, Orange, Rockland, Sullivan, and Westchester Counties	1	25,680	25,681
New York	Medicaid Advantage Plus (Comprehensive MCO + MLTSS)	MetroplusHealth Plan MAP	MetroPlusHealth Plan, Inc.	New York City	0	128	128
New York	Medicaid Advantage Plus (Comprehensive MCO + MLTSS)	Riverspring MAP	ElderServe Health, Inc.	New York City, Nassau, and Westchester Counties	0	194	194
New York	Medicaid Advantage Plus (Comprehensive MCO + MLTSS)	Senior Whole Health	Senior Whole Health of New York, Inc.	New York City, Nassau, Orange, Rockland, and Westchester Counties	0	177	177
New York	Medicaid Advantage Plus (Comprehensive MCO + MLTSS)	VNS Choice Total	VNS Choice	New York City, Nassau, Suffolk, Westchester, Albany, Rensselaer, and Schenectady Counties	0	3,672	3,672

State	Program Name (Type)	Plan Name	Parent Organization	Geographic Region (state-defined areas, counties, or zip codes)	Medicaid-Only Enrollment	Dual Enrollment	Total Enrollment
New York	Medicaid Advantage Plus (Comprehensive MCO + MLTSS)	VillageCareMAX Total Advantage	Village Senior Services Corp.	New York City	1	2,582	2,583
New York	Medicaid Advantage Plus (Comprehensive MCO + MLTSS)	Wellcare Fidelis Dual Plus	Centene Corporation	New York City and 47 Counties	1	1,029	1,030
New York	Medicaid Managed Care (Comprehensive MCO)	Amida Care Special Needs	Amida Care Special Needs	New York City	8,330	424	8,754
New York	Medicaid Managed Care (Comprehensive MCO)	Capital District Physician's Health Plan	Capital District Physician's Health Plan	Albany, Columbia, Fulton, Greene, Montgomery, Rensselaer, Saratoga, Schenectady, Schoharie, Warren, and Washington Counties	110,710	3,993	114,703
New York	Medicaid Managed Care (Comprehensive MCO)	Excellus	Excellus	Broome, Erie, Herkimer, Livingston, Monroe, Oneida, Onondaga, Ontario, Orleans, Otsego, Seneca, Wayne, and Yates Counties	230,142	8,124	238,266
New York	Medicaid Managed Care (Comprehensive MCO)	Fidelis Care	Centene Corporation	New York City and 57 Counties	1,753,164	50,010	1,803,174
New York	Medicaid Managed Care (Comprehensive MCO)	HIP Combined	HIP Combined	New York City, Nassau, Suffolk, and Westchester Counties	162,138	6,958	169,096
New York	Medicaid Managed Care (Comprehensive MCO)	Healthfirst	Healthfirst	New York City, Nassau, Orange, Rockland, Suffolk, Sullivan, and Westchester Counties	1,240,590	32,976	1,273,566
New York	Medicaid Managed Care (Comprehensive MCO)	HealthPlus	Anthem	New York City, Dutchess, Nassau, Orange, Putnam, Rockland, Suffolk, Ulster, and Westchester Counties	398,062	10,797	408,859
New York	Medicaid Managed Care (Comprehensive MCO)	Highmark Western & Northeastern NY	Highmark Western & Northeastern NY	New York City, Allegany, Cattaraugus, Chautauqua, Erie, Genesee, Niagara, Nassau, Orange, Rockland, Suffolk, Westchester and Wyoming Counties	56,531	2,722	59,253
New York	Medicaid Managed Care (Comprehensive MCO)	Independent Health/Hudson Valley & WNY	Independent Health/Hudson Valley & WNY	Erie County	70,095	2,518	72,613
New York	Medicaid Managed Care (Comprehensive MCO)	MVP Health Plan	MVP Health Plan	Albany, Clinton, Columbia, Dutchess, Essex, Franklin, Fulton, Genesee, Greene, Hamilton, Herkimer, Jefferson, Lewis, Livingston, Monroe, Montgomery, Oneida, Ontario, Orange, Putnam, Rensselaer, Rockland, Saratoga, Schenectady, St. Lawrence, Sullivan, Ulster, Warren, Washington, and Westchester Counties	207,590	6,565	214,155

State	Program Name (Type)	Plan Name	Parent Organization	Geographic Region (state-defined areas, counties, or zip codes)	Medicaid-Only Enrollment	Dual Enrollment	Total Enrollment
New York	Medicaid Managed Care (Comprehensive MCO)	MetroPlusHealth Plan	MetroPlusHealth Plan	New York City	482,533	10,589	493,122
New York	Medicaid Managed Care (Comprehensive MCO)	MetroPlusHealth Plan Special Needs	MetroPlusHealth Plan Special Needs	New York City	4,261	322	4,583
New York	Medicaid Managed Care (Comprehensive MCO)	Molina HealthCare of New York, Inc.	Molina Healthcare, Inc.	New York City, Allegany, Broome, Cattaraugus, Chautauqua, Chenango, Cortland, Erie, Genesee, Livingston, Monroe, Nassau, Onondaga, Ontario, Orange, Orleans, Rockland, Seneca, Suffolk, Tioga, Tompkins, Wayne, Westchester, and Wyoming Counties	302,952	7,539	310,491
New York	Medicaid Managed Care (Comprehensive MCO)	UnitedHealthcare	UnitedHealth Group, Inc.	New York City and 42 Counties	341,693	14,613	356,306
New York	Medicaid Managed Care (Comprehensive MCO)	VNS Choice Special Needs	VNS Choice Special Needs	New York City, Nassau, and Westchester Counties	3,022	267	3,289
New York	PACE (PACE)	ArchCare Senior Life	Catholic Managed Long Term Care, Inc.	New York City, Westchester, and Rockland Counties	102	664	766
New York	PACE (PACE)	Catholic Health Life	Catholic Health Systems PACE	Erie County	4	229	233
New York	PACE (PACE)	CenterLight (CCM)	CenterLight Healthcare, Inc.	New York City, Nassau, Suffolk, and Westchester Counties	3,759	2,383	6,142
New York	PACE (PACE)	Complete Senior Care	Complete Senior Care, Inc.	Niagara County	6	124	130
New York	PACE (PACE)	Eddy Senior Care	Senior Care Connections, Inc.	Albany, Rensselaer, and Schenectady Counties	9	330	339
New York	PACE (PACE)	ElderOne (Independent Living for Seniors)	Independent Living for Seniors	Monroe, Ontario, and Wayne Counties	29	709	738
New York	PACE (PACE)	Fallon Health Weinberg	Fallon Health Weinberg, Inc.	Erie and Niagara Counties	18	131	149
New York	PACE (PACE)	PACE CNY (Loretto HMO)	Loretto Independent Living Services, Inc.	Onondaga County	20	509	529
New York	PACE (PACE)	Total Senior Care	Total Senior Care, Inc.	Allegany, Cattaraugus, and Chautauqua Counties	4	129	133
North Carolina	Community Care of North Carolina (PCCM Entity)	North Carolina Community Care	North Carolina Community Care	Statewide	178,307	168,883	347,190
North Carolina	EBCI Tribal Option (PCCM Entity)	EBCI Tribal Option	EBCI Tribal Option	Primary service area: Cherokee, Graham, Haywood, Jackson, and Swain	4,224	240	4,464

State	Program Name (Type)	Plan Name	Parent Organization	Geographic Region (state-defined areas, counties, or zip codes)	Medicaid-Only Enrollment	Dual Enrollment	Total Enrollment
North Carolina	Medicaid Direct Prepaid Inpatient Health Plan (BHO only (PIHP and/or PAHP))	Alliance Behavioral Healthcare	Alliance Behavioral Healthcare	Cumberland, Durham, Johnston, Mecklenburg, Orange, and Wake	84,504	40,822	125,326
North Carolina	Medicaid Direct Prepaid Inpatient Health Plan (BHO only (PIHP and/or PAHP))	Eastpointe Human Services	Eastpointe Human Services	Duplin, Edgecombe, Greene, Lenoir, Robeson, Sampson, Scotland, Warren, Wayne, and Wilson	29,640	21,220	50,860
North Carolina	Medicaid Direct Prepaid Inpatient Health Plan (BHO only (PIHP and/or PAHP))	Partners Behavioral Health Management	Partners Behavioral Health Management	Burke, Cabarrus, Catawba, Cleveland, Davie, Forsyth, Gaston, Iredell, Lincoln, Rutherford, Stanly, Surry, Union, and Yadkin	62,564	34,852	97,416
North Carolina	Medicaid Direct Prepaid Inpatient Health Plan (BHO only (PIHP and/or PAHP))	Sandhills Center for MH DD SA	Sandhills Center for MH DD SA	Anson, Davidson, Guilford, Harnett, Hoke, Lee, Montgomery, Moore, Randolph, Richmond, and Rockingham	28,323	44,923	73,246
North Carolina	Medicaid Direct Prepaid Inpatient Health Plan (BHO only (PIHP and/or PAHP))	Trillium Health Resources	Trillium Health Resources	Beaufort, Bertie, Bladen, Brunswick, Camden, Carteret, Chowan, Columbus, Craven, Currituck, Dare, Gates, Halifax, Hertford, Hyde, Jones, Martin, Nash, New Hanover, Northampton, Onslow, Pamlico, Pasquotank, Pender, Perquimans, Pitt, Tyrrell, and Washington	36,188	52,925	89,113
North Carolina	Medicaid Direct Prepaid Inpatient Health Plan (BHO only (PIHP and/or PAHP))	Vaya Health	Vaya Health	Alamance, Alexander, Alleghany, Ashe, Avery, Buncombe, Caldwell, Caswell, Chatham, Cherokee, Clay, Franklin, Graham, Granville, Haywood, Henderson, Jackson, Macon, Madison, McDowell, Mitchell, Person, Polk, Rowan, Stokes, Swain, Transylvania, Vance, Watauga, Wilkes, and Yancey	61,931	37,494	99,425
North Carolina	Program of All-Inclusive for the Elderly (PACE)	CarePartners PACE	CarePartners PACE	Buncombe and Henderson	9	208	217
North Carolina	Program of All-Inclusive for the Elderly (PACE)	Carolina SeniorCare	Carolina SeniorCare	Rowan, Davidson, Davie, and Iredell	13	139	152
North Carolina	Program of All-Inclusive for the Elderly (PACE)	Elderhaus, Inc.	Elderhaus, Inc.	New Hanover and Brunswick	5	106	111
North Carolina	Program of All-Inclusive for the Elderly (PACE)	LIFE St. Joseph of the Pines, Inc.	Life St. Joseph of the Pines, Inc.	Cumberland, Portions of Harnett, Robeson, Moore, and Hoke	13	194	207
North Carolina	Program of All-Inclusive for the Elderly (PACE)	PACE at Home, Inc.	PACE	Catawba, portions of Lincoln, Burke, Caldwell, and Alexander	6	148	154
North Carolina	Program of All-Inclusive for the Elderly (PACE)	PACE of the Southern Piedmont	PACE	Mecklenburg, Cabarrus, Union, and portions of Stanley	11	200	211

State	Program Name (Type)	Plan Name	Parent Organization	Geographic Region (state-defined areas, counties, or zip codes)	Medicaid-Only Enrollment	Dual Enrollment	Total Enrollment
North Carolina	Program of All-Inclusive for the Elderly (PACE)	PACE of the Triad	PACE	Guilford and Rockingham	20	219	239
North Carolina	Program of All-Inclusive for the Elderly (PACE)	Piedmont Health Services, Inc.	Piedmont Health Services, Inc.	Alamance, Caswell, Chatham, Lee, Orange, and a portion of Durham	16	277	293
North Carolina	Program of All-Inclusive for the Elderly (PACE)	Senior Total Life Care, Inc.	Senior Total Life Care, Inc.	Gaston, portions of Cleveland and Lincoln	23	262	285
North Carolina	Program of All-Inclusive for the Elderly (PACE)	Staywell	Staywell Senior Care	Montgomery, Moore, and Randolph	5	84	89
North Carolina	Program of All-Inclusive for the Elderly (PACE)	VOANS Senior Community Care of North Carolina	VOANS Senior Community Care of North Carolina	Durham, Wake, and a portion of Granville	9	157	166
North Carolina	Standard Plan (Comprehensive MCO + MLTSS)	AmeriHealth Caritas	AmeriHealth Caritas of North Carolina	Statewide	335,591	113	335,704
North Carolina	Standard Plan (Comprehensive MCO + MLTSS)	Carolina Complete Health	Carolina Complete Health, Inc.	Alexander, Anson, Cabarrus, Catawba, Cleveland, Gaston, Iredell, Lincoln, Mecklenburg, Rowan, Stanly, Union, Alamance, Caswell, Chatham, Durham, Franklin, Granville, Johnston, Nash, Orange, Person, Vance, Wake, Warren, Wilson, Bladen, Brunswick, Columbus, Cumberland, Harnett, Hoke, Lee, Montgomery, Moore, New Hanover, Pender, Richmond, Robeson, Sampson, and Scotland	239,942	96	240,038
North Carolina	Standard Plan (Comprehensive MCO + MLTSS)	Healthy Blue of North Carolina	Blue Cross and Blue Shield of North Carolina	Statewide	511,311	206	511,517
North Carolina	Standard Plan (Comprehensive MCO + MLTSS)	UnitedHealthcare	UnitedHealthcare of North Carolina, Inc.	Statewide	389,438	152	389,590
North Carolina	Standard Plan (Comprehensive MCO + MLTSS)	Wellcare	Wellcare of North Carolina, Inc.	Statewide	409,047	148	409,195
North Dakota	ND Medicaid Expansion (Comprehensive MCO)	ND Medicaid Expansion	Blue Cross Blue Shield of North Dakota	Statewide	36,680	0	36,680
North Dakota	Primary Care Case Management (PCCM)	Primary Care Case Management	ND Health & Human Services	Statewide	72,232	0	72,232
North Dakota	Program of All-Inclusive Care for the Elderly (PACE)	Program of All-Inclusive Care for the Elderly	Northland PACE	Specific Zip Codes	13	177	190

State	Program Name (Type)	Plan Name	Parent Organization	Geographic Region (state-defined areas, counties, or zip codes)	Medicaid-Only Enrollment	Dual Enrollment	Total Enrollment
Ohio	MyCare Ohio Opt-Out Program (Comprehensive MCO + MLTSS)	Aetna	Aetna, Inc.	Northwest, Southwest, Central	0	15,072	15,072
Ohio	MyCare Ohio Opt-Out Program (Comprehensive MCO + MLTSS)	Buckeye Community Health Plan	Centene Corporation	Northeast, Northwest, West Central	0	15,365	15,365
Ohio	MyCare Ohio Opt-Out Program (Comprehensive MCO + MLTSS)	CareSource	CareSource	Northeast, Northeast Central, East Central	0	16,165	16,165
Ohio	MyCare Ohio Opt-Out Program (Comprehensive MCO + MLTSS)	Molina Healthcare of Ohio, Inc.	Molina Healthcare, Inc.	Southwest, Central, West Central	0	14,681	14,681
Ohio	MyCare Ohio Opt-Out Program (Comprehensive MCO + MLTSS)	UnitedHealthcare Community Plan of Ohio, Inc.	UnitedHealthcare	Northeast, Northeast Central, East Central	0	19,622	19,622
Ohio	Ohio Medicaid Managed Care Program (Comprehensive MCO)	AmeriHealth	AmeriHealth	Statewide	81,123	4	81,127
Ohio	Ohio Medicaid Managed Care Program (Comprehensive MCO)	Anthem	Anthem	Statewide	252,954	6	252,960
Ohio	Ohio Medicaid Managed Care Program (Comprehensive MCO)	Buckeye Community Health Plan	Centene Corporation	Statewide	418,647	29,214	447,861
Ohio	Ohio Medicaid Managed Care Program (Comprehensive MCO)	CareSource	CareSource	Statewide	1,387,651	34,532	1,422,183
Ohio	Ohio Medicaid Managed Care Program (Comprehensive MCO)	Humana	Humana	Statewide	86,538	1	86,539
Ohio	Ohio Medicaid Managed Care Program (Comprehensive MCO)	Molina Healthcare of Ohio, Inc.	Molina Healthcare, Inc.	Statewide	311,638	29,722	341,360
Ohio	Ohio Medicaid Managed Care Program (Comprehensive MCO)	UnitedHealthcare Community Plan of Ohio, Inc.	UnitedHealthcare, Inc.	Statewide	338,158	29,657	367,815
Ohio	Ohio Program of All-Inclusive Care for the Elderly (PACE)	McGregor PACE	McGregor PACE	Cuyahoga County	128	512	640

State	Program Name (Type)	Plan Name	Parent Organization	Geographic Region (state-defined areas, counties, or zip codes)	Medicaid-Only Enrollment	Dual Enrollment	Total Enrollment
Oklahoma	PACE (PACE)	Cherokee Elder Care (CEC)	Cherokee Elder Care (CEC)	74347, 74352, 74364, 74365, 74401, 74402, 74403, 74423, 74427, 74434, 74441, 74451, 74452, 74457, 74464, 74465, 74471, 74960, 74964, 74965, 74359, 74931, 74435, 74962, 74945, 74955, 74467	27	185	212
Oklahoma	PACE (PACE)	Life PACE	Life PACE	74011, 74012, 74103, 74104, 74105, 74106, 74107, 74110, 74112, 74114, 74115, 74116, 74119, 74126, 74127, 74128, 74129, 74130, 74133, 74134, 74135, 74136, 74145, 74146, 74169, 74021, 74066, 74063, 74055, 74070, 74033	24	214	238
Oklahoma	PACE (PACE)	Valir PACE	Valir PACE	73008, 73012, 73013, 73034, 73066, 73071, 73072, 73084, 73099, 73104, 73105, 73106, 73107, 73108, 73109, 73110, 73111, 73112, 73113, 73114, 73115, 73116, 73117, 73118, 73119, 73120, 73121, 73122, 73127, 73128, 73129, 73130, 73132, 73134, 73135, 73136, 73139, 73140, 73141, 73142, 73149, 73159, 73160, 73162, 73170, 73099, 73064, 73065, 73020, 73051, 73068, 73004, 73072, 73069, 73071, 73026, 74857, 73049, 73007, 73045, 73010, 73093, 73080, 73093, 73089, 73036, 73090, 73078	67	275	342
Oklahoma	SoonerCare Choice (PCCM)	SoonerCare Choice	Oklahoma Health Care Authority	Statewide	861,464	0	861,464
Oklahoma	SoonerRide (NEMT)	SoonerRide	Oklahoma Health Care Authority	Statewide	1,179,587	138,253	1,317,840
Oregon	OHP - Oregon Health Plan (Comprehensive MCO + MLTSS)	Advanced Health	Advanced Health	Coos and Curry Counties	27,632	3,331	30,963
Oregon	OHP - Oregon Health Plan (Comprehensive MCO + MLTSS)	Advantage Dental Services	Advantage Dental Services	Statewide except Tillamook County	0	0	0
Oregon	OHP - Oregon Health Plan (Comprehensive MCO + MLTSS)	AllCare Health Plan	AllCare Health Plan	Curry, Douglas (97410 and 97442 only), Jackson, and Josephine Counties	63,134	6,731	69,865

State	Program Name (Type)	Plan Name	Parent Organization	Geographic Region (state-defined areas, counties, or zip codes)	Medicaid-Only Enrollment	Dual Enrollment	Total Enrollment
Oregon	OHP - Oregon Health Plan (Comprehensive MCO + MLTSS)	Capitol Dental Care, Inc.	HealthShare of Oregon	Benton, Clackamas, Clatsop, Columbia, Crook, Deschutes, Hood River, Jackson, Jefferson, Josephine, Klamath, Lane, Lincoln, Linn, Marion, Multnomah, Polk, Umatilla (97880 excluded), Wasco (97001 and 97057 excluded), Washington, and Yamhill Counties	0	0	0
Oregon	OHP - Oregon Health Plan (Comprehensive MCO + MLTSS)	Cascade Health Alliance	Cascade Health Alliance	Klamath (97731, 97733, 97737, 97739, 97425 excluded) County	25,895	2,380	28,275
Oregon	OHP - Oregon Health Plan (Comprehensive MCO + MLTSS)	Columbia Pacific	Columbia Pacific	Clatsop, Columbia, and Tillamook Counties	35,927	3,376	39,303
Oregon	OHP - Oregon Health Plan (Comprehensive MCO + MLTSS)	Eastern Oregon CCO	Eastern Oregon CCO	Baker, Gilliam, Grant, Harney, Lake, Malheur, Morrow, Sherman, Umatilla, Union, Wallowa, and Wheeler Counties	71,208	6,269	77,477
Oregon	OHP - Oregon Health Plan (Comprehensive MCO + MLTSS)	Family Dental Care	HealthShare of Oregon	Clackamas, Multnomah, and Washington Counties	0	0	0
Oregon	OHP - Oregon Health Plan (Comprehensive MCO + MLTSS)	HealthShare of Oregon	HealthShare of Oregon	Clackamas, Multnomah, and Washington Counties	428,590	35,527	464,117
Oregon	OHP - Oregon Health Plan (Comprehensive MCO + MLTSS)	InterCommunity Health Network	InterCommunity Health Network	Benton, Lincoln, and Linn Counties	81,003	7,229	88,232
Oregon	OHP - Oregon Health Plan (Comprehensive MCO + MLTSS)	Jackson Care Connect	Jackson Care Connect	Jackson County	63,468	4,313	67,781
Oregon	OHP - Oregon Health Plan (Comprehensive MCO + MLTSS)	Managed Dental Care of Oregon	HealthShare of Oregon	Clackamas, Multnomah, and Washington Counties	0	0	0
Oregon	OHP - Oregon Health Plan (Comprehensive MCO + MLTSS)	ODS Community Health, Inc.	MODA Health	Baker, Benton, Clackamas, Clatsop, Columbia, Crook, Deschutes (97733, 97735 excluded), Hood River, Jackson, Jefferson, Josephine, Lane, Linn (97759 excluded), Malheur, Marion, Multnomah, Polk (97370 excluded), Tillamook, Wallowa (97828, 97846 only), Wasco, Washington, and Yamhill Counties	0	0	0

State	Program Name (Type)	Plan Name	Parent Organization	Geographic Region (state-defined areas, counties, or zip codes)	Medicaid-Only Enrollment	Dual Enrollment	Total Enrollment
Oregon	OHP - Oregon Health Plan (Comprehensive MCO + MLTSS)	PacificSource Community Solutions - Central Oregon	PacificSource Community Solutions - Central Oregon	Crook, Deschutes, Jefferson, and Klamath (97731, 97733, 97737, 97739 only) Counties	74,749	5,424	80,173
Oregon	OHP - Oregon Health Plan (Comprehensive MCO + MLTSS)	PacificSource Community Solutions - Columbia Gorge	PacificSource Community Solutions - Columbia Gorge	Hood River and Wasco Counties	16,815	1,350	18,165
Oregon	OHP - Oregon Health Plan (Comprehensive MCO + MLTSS)	PacificSource Community Solutions - Lane (CCO)	PacificSource Community Solutions - Lane (CCO)	Lane County	91,123	7,430	98,553
Oregon	OHP - Oregon Health Plan (Comprehensive MCO + MLTSS)	PacificSource Community Solutions - Marion Polk (CCO)	PacificSource Community Solutions - Marion Polk (CCO)	Marion and Polk Counties	140,138	10,399	150,537
Oregon	OHP - Oregon Health Plan (Comprehensive MCO + MLTSS)	Trillium Community Health Plan	Trillium Community Health Plan	Douglas (97424, 97493, 97436, 97441, 97467, 97473 only), Lane, and Linn (97446 only) Counties	35,799	4,774	40,573
Oregon	OHP - Oregon Health Plan (Comprehensive MCO + MLTSS)	Trillium Community Health Plan - Tri-County	Trillium Community Health Plan - Tri-County	Multnomah, Washington, and Clackamas Counties	40,092	3,281	43,373
Oregon	OHP - Oregon Health Plan (Comprehensive MCO + MLTSS)	Umpqua Health Alliance	Umpqua Health Alliance	Douglas (97441, 97467, 97473 excluded) County	37,902	3,743	41,645
Oregon	OHP - Oregon Health Plan (Comprehensive MCO + MLTSS)	Yamhill Community Care	Yamhill Community Care	Polk (97101, 97304, 97347, 97371, 97378, 97396 only), Washington (97119, 97123, 97132, 97140 only), and Yamhill Counties	34,773	2,953	37,726
Oregon	PACE (PACE)	AllCare PACE	AllCare Health Plan	Jackson (97501, 97502, 97504, 97525, 97535, 97537 only) and Josephine (97526, 97527, 97543 only) Counties	80	75	155
Oregon	PACE (Program of All-Inclusive Care for the Elderly (PACE))	Providence Elder Place	Providence	Clatsop, Multnomah, Washington (97113, 97116, 97140, 97062, 97078, 97003, 97123, 97124, 97005, 97006, 97007, 97008, 97223, 97224, 97225, 97229 only), Clackamas (97015, 97027, 97086, 97036, 97045, 97062, 97068, 97034, 97035, 97206, 97219, 97222, 97267, 97268, 97269 only), and Tillamook (97130, 97131, 97147 only) Counties	1,656	1,557	3,213

State	Program Name (Type)	Plan Name	Parent Organization	Geographic Region (state-defined areas, counties, or zip codes)	Medicaid-Only Enrollment	Dual Enrollment	Total Enrollment
Pennsylvania	Adult Community Autism Program (Other Prepaid Health Plan (PHP) (limited benefits))	Adult Community Autism Program	Keystone Autism Services	Dauphin, Cumberland, Lancaster, and Chester Counties	92	97	189
Pennsylvania	Behavioral Health HealthChoices (Behavioral Health Organization (BHO) only (PIHP and/or PAHP))	Allegheny County HealthChoices	Community Care Behavioral Health	Allegheny County	238,359	35,749	274,108
Pennsylvania	Behavioral Health HealthChoices (Behavioral Health Organization (BHO) only (PIHP and/or PAHP))	Beaver County HealthChoices	Beacon Health Options Name Change Only to Carelon Effective 3/1/2023	Beaver County	34,672	5,443	40,115
Pennsylvania	Behavioral Health HealthChoices (Behavioral Health Organization (BHO) only (PIHP and/or PAHP))	Behavioral Health Alliance of Rural Pennsylvania	Community Care Behavioral Health	Bradford, Cameron, Centre, Clarion, Clearfield, Columbia, Elk, Forest, Greene Huntingdon, Jefferson, Juniata, McKean, Mifflin, Montour, Northumberland, Potter, Schuylkill, Snyder, Sullivan, Tioga, Union, Warren, and Wayne Counties	231,348	36,905	268,253
Pennsylvania	Behavioral Health HealthChoices (Behavioral Health Organization (BHO) only (PIHP and/or PAHP))	Behavioral Health Services of Somerset and Bedford Counties	Community Care Behavioral Health	Bedford and Somerset Counties	24,841	4,115	28,956
Pennsylvania	Behavioral Health HealthChoices (Behavioral Health Organization (BHO) only (PIHP and/or PAHP))	Berks County HealthChoices	Community Care Behavioral Health	Berks County	104,021	12,672	116,693
Pennsylvania	Behavioral Health HealthChoices (Behavioral Health Organization (BHO) only (PIHP and/or PAHP))	Blair County HealthChoices	Community Care Behavioral Health	Blair County	31,290	4,626	35,916
Pennsylvania	Behavioral Health HealthChoices (Behavioral Health Organization (BHO) only (PIHP and/or PAHP))	Bucks County HealthChoices	Magellan Behavioral Health	Bucks County	90,271	12,504	102,775
Pennsylvania	Behavioral Health HealthChoices (Behavioral Health Organization (BHO) only (PIHP and/or PAHP))	Cambria County HealthChoices	Magellan Behavioral Health	Cambria County	32,265	5,047	37,312
Pennsylvania	Behavioral Health HealthChoices (Behavioral Health Organization (BHO) only (PIHP and/or PAHP))	Capital Area Behavioral Health Collaborative	PerformCare	Cumberland, Dauphin, Lancaster, Lebanon, and Perry Counties	264,713	31,114	295,827

State	Program Name (Type)	Plan Name	Parent Organization	Geographic Region (state-defined areas, counties, or zip codes)	Medicaid-Only Enrollment	Dual Enrollment	Total Enrollment
Pennsylvania	Behavioral Health HealthChoices (Behavioral Health Organization (BHO) only (PIHP and/or PAHP))	Carbon-Monroe-Pike Joinder Board	Community Care Behavioral Health	Carbon, Monroe, and Pike Counties	67,001	7,409	74,410
Pennsylvania	Behavioral Health HealthChoices (Behavioral Health Organization (BHO) only (PIHP and/or PAHP))	Chester County HealthChoices	Community Care Behavioral Health	Chester County	61,861	7,033	68,894
Pennsylvania	Behavioral Health HealthChoices (Behavioral Health Organization (BHO) only (PIHP and/or PAHP))	Delaware County HealthChoices	Community Care Behavioral Health	Delaware County	132,040	16,097	148,137
Pennsylvania	Behavioral Health HealthChoices (Behavioral Health Organization (BHO) only (PIHP and/or PAHP))	Erie County HealthChoices	Community Care Behavioral Health	Erie County	73,532	10,567	84,099
Pennsylvania	Behavioral Health HealthChoices (Behavioral Health Organization (BHO) only (PIHP and/or PAHP))	Fayette County HealthChoices	Beacon Health Options Name Change Only to Carelon Effective 3/1/2023	Fayette County	38,356	6,318	44,674
Pennsylvania	Behavioral Health HealthChoices (Behavioral Health Organization (BHO) only (PIHP and/or PAHP))	Lehigh County HealthChoices	Magellan Behavioral Health	Lehigh County	97,086	12,514	109,600
Pennsylvania	Behavioral Health HealthChoices (Behavioral Health Organization (BHO) only (PIHP and/or PAHP))	Lycoming-Clinton Joinder Board	Community Care Behavioral Health	Clinton and Lycoming Counties	35,251	5,196	40,447
Pennsylvania	Behavioral Health HealthChoices (Behavioral Health Organization (BHO) only (PIHP and/or PAHP))	Montgomery County HealthChoices	Magellan Behavioral Health	Montgomery County	121,015	16,244	137,259
Pennsylvania	Behavioral Health HealthChoices (Behavioral Health Organization (BHO) only (PIHP and/or PAHP))	Northampton County HealthChoices	Magellan Behavioral Health	Northampton County	56,705	7,645	64,350
Pennsylvania	Behavioral Health HealthChoices (Behavioral Health Organization (BHO) only (PIHP and/or PAHP))	Northeast Behavioral Health Care Consortium	Community Care Behavioral Health	Lackawanna, Luzerne, Susquehanna, and Wyoming Counties	169,610	22,305	191,915

State	Program Name (Type)	Plan Name	Parent Organization	Geographic Region (state-defined areas, counties, or zip codes)	Medicaid-Only Enrollment	Dual Enrollment	Total Enrollment
Pennsylvania	Behavioral Health HealthChoices (Behavioral Health Organization (BHO) only (PIHP and/or PAHP))	Northwest Behavioral Health Partnership	Beacon Health Options Name Change Only to Carelon Effective 3/1/2023	Crawford, Mercer, and Venango Counties	56,602	9,592	66,194
Pennsylvania	Behavioral Health HealthChoices (Behavioral Health Organization (BHO) only (PIHP and/or PAHP))	Philadelphia County HealthChoices	Community Behavioral Health	Philadelphia County	653,334	92,967	746,301
Pennsylvania	Behavioral Health HealthChoices (Behavioral Health Organization (BHO) only (PIHP and/or PAHP))	Southwest Behavioral Health Management	Beacon Health Options Name Change Only to Carelon Effective 3/1/2023	Armstrong, Butler, Indiana, Lawrence, Washington, and Westmoreland Counties	185,813	29,386	215,199
Pennsylvania	Behavioral Health HealthChoices (Behavioral Health Organization (BHO) only (PIHP and/or PAHP))	Tuscarora Managed Care Alliance	PerformCare	Franklin and Fulton Counties	34,348	3,849	38,197
Pennsylvania	Behavioral Health HealthChoices (Behavioral Health Organization (BHO) only (PIHP and/or PAHP))	York/Adams HealthChoices Joinder Governing Board	Community Care Behavioral Health	York and Adams Counties	115,019	11,955	126,974
Pennsylvania	Community HealthChoices (Comprehensive MCO + MLTSS)	AmeriHealth Caritas	Vista	All counties EXCEPT the following in SE PA: Bucks, Chester, Delaware, Montgomery, and Philadelphia Counties	5,612	78,803	84,415
Pennsylvania	Community HealthChoices (Comprehensive MCO + MLTSS)	Keystone First	Vista	Bucks, Chester, Delaware, Montgomery, and Philadelphia Counties	19,076	80,629	99,705
Pennsylvania	Community HealthChoices (Comprehensive MCO + MLTSS)	Pennsylvania Health & Wellness	Centene Corporation	Statewide	4,431	84,460	88,891
Pennsylvania	Community HealthChoices (Comprehensive MCO + MLTSS)	UPMC Community HealthChoices	UPMC	Statewide	10,140	132,993	143,133
Pennsylvania	Living Independence for the Elderly (PACE)	Albright LIFE H-9068	Albright LIFE H-9068	Lancaster, Lebanon, Lycoming, Clinton, Union, and Chester Counties	0	0	181
Pennsylvania	Living Independence for the Elderly (PACE)	Community LIFE H-3917	Community LIFE H-3917	Allegheny, Westmoreland, and Washington Counties	45	734	779
Pennsylvania	Living Independence for the Elderly (PACE)	InnovAge LIFE H-9830	InnovAge LIFE H-9830	Philadelphia County	78	622	700

State	Program Name (Type)	Plan Name	Parent Organization	Geographic Region (state-defined areas, counties, or zip codes)	Medicaid-Only Enrollment	Dual Enrollment	Total Enrollment
Pennsylvania	Living Independence for the Elderly (PACE)	LIFE Geisinger H-2064	Geisinger Health Plan	Luzerne, Lackawanna, Columbia, Montour, Northumberland, and Schuylkill Counties	27	380	407
Pennsylvania	Living Independence for the Elderly (PACE)	LIFE NWPA H-4999	LIFE NWPA H-4999	Erie, Mercer, Crawford, and Warren Counties	57	601	658
Pennsylvania	Living Independence for the Elderly (PACE)	LIFE Pittsburgh H-3918	LIFE Pittsburgh H-3918	Allegheny County	29	510	539
Pennsylvania	Living Independence for the Elderly (PACE)	LIFE St. Mary H-6551	LIFE St. Mary H-6551	Bucks County	11	232	243
Pennsylvania	Living Independence for the Elderly (PACE)	Mercy LIFE H-3919	Mercy LIFE H-3919	Philadelphia and Delaware Counties	42	758	800
Pennsylvania	Living Independence for the Elderly (PACE)	Mercy LIFE West Philadelphia H-3908	Mercy LIFE West Philadelphia H-3908	Philadelphia County	34	316	350
Pennsylvania	Living Independence for the Elderly (PACE)	Senior LIFE Altoona H-5902	Senior LIFE	Blair, Cambria, and Indiana Counties	59	503	562
Pennsylvania	Living Independence for the Elderly (PACE)	Senior LIFE Greensburg H-2937	Senior LIFE	Westmoreland County	23	207	230
Pennsylvania	Living Independence for the Elderly (PACE)	Senior LIFE Johnstown H-3925	Senior LIFE	Cambria and Somerset (partial) Counties	33	217	250
Pennsylvania	Living Independence for the Elderly (PACE)	Senior LIFE Lehigh H-5978	Senior LIFE	Lehigh, Berks, and Northampton Counties	51	481	532
Pennsylvania	Living Independence for the Elderly (PACE)	Senior LIFE Washington H-2992	Senior LIFE	Washington, Fayette, and Greene Counties	106	517	623
Pennsylvania	Living Independence for the Elderly (PACE)	Senior LIFE York H- 0819	Senior LIFE	York and Dauphin Counties	34	342	376
Pennsylvania	Living Independence for the Elderly (PACE)	SpiriTrust LIFE H-2537	SpiriTrust LIFE H-2537	Franklin, Cumberland, and Perry Counties	0	0	78
Pennsylvania	Living Independence for the Elderly (PACE)	VieCare Armstrong H-6118	VieCare Armstrong H-6118	Armstrong County	94	0	94
Pennsylvania	Living Independence for the Elderly (PACE)	VieCare Beaver H-7660	VieCare Beaver H-7660	Beaver and Lawrence Counties	20	406	426
Pennsylvania	Living Independence for the Elderly (PACE)	VieCare Butler H-3060	VieCare Butler H-3060	Butler County	0	0	163
Pennsylvania	Medical Assistance Transportation Program (NEMT)	Modivcare	Modivcare	Philadelphia	661,977	90,312	752,289
Pennsylvania	Physical Health HealthChoices (Comprehensive MCO)	AmeriHealth Caritas	Vista	Northwest, Northeast, Lehigh Capital, Southwest Zones	452,567	1,029	453,596

State	Program Name (Type)	Plan Name	Parent Organization	Geographic Region (state-defined areas, counties, or zip codes)	Medicaid-Only Enrollment	Dual Enrollment	Total Enrollment
Pennsylvania	Physical Health HealthChoices (Comprehensive MCO)	Geisinger Health Plan	Geisinger Health Plan	Northwest, Northeast, Southeast, Lehigh Capital, Southwest Zones	529,092	1,136	530,228
Pennsylvania	Physical Health HealthChoices (Comprehensive MCO)	Health Partners Plan	Health Partners Plan	Northwest, Northeast, Southeast, Lehigh Capital, Southwest Zones	363,280	857	364,137
Pennsylvania	Physical Health HealthChoices (Comprehensive MCO)	Highmark Wholecare	Highmark Health	Southwest, Lehigh Capital Zones	149,702	372	150,074
Pennsylvania	Physical Health HealthChoices (Comprehensive MCO)	Keystone First	Vista	Southeast Zone	567,272	1,485	568,757
Pennsylvania	Physical Health HealthChoices (Comprehensive MCO)	UPMC for You	UPMC	Northwest, Northeast, Southeast, Lehigh Capital, Southwest Zones	703,069	1,716	704,785
Pennsylvania	Physical Health HealthChoices (Comprehensive MCO)	United Healthcare Community Plan, Inc.	UnitedHealthcare	Southeast Zone	124,505	317	124,822
Puerto Rico	Comprehensive MCO - Medicare Platino (Comprehensive MCO)	Medicare Platino - HUMANA	Medicare Platino - HUMANA	Statewide	0	14,303	14,303
Puerto Rico	Comprehensive MCO - Medicare Platino (Comprehensive MCO)	Medicare Platino - MCS Advantage	Medicare Platino - MCS Advantage	Statewide	0	100,742	100,742
Puerto Rico	Comprehensive MCO - Medicare Platino (Comprehensive MCO)	Medicare Platino - MMM Healthcare	Medicare Platino - MMM Healthcare	Statewide	0	83,949	83,949
Puerto Rico	Comprehensive MCO - Medicare Platino (Comprehensive MCO)	Medicare Platino - Preferred Medicare Choice	Medicare Platino - Preferred Medicare Choice	Statewide	0	51,316	51,316
Puerto Rico	Comprehensive MCO - Medicare Platino (Comprehensive MCO)	Medicare Platino - Triple S Advantage	Medicare Platino - Triple S Advantage	Statewide	0	42,585	42,585
Puerto Rico	Comprehensive MCO (Comprehensive MCO)	Government Health Plan First Medical	Government Health Plan First Medical	Statewide	322,623	1,503	324,126
Puerto Rico	Comprehensive MCO (Comprehensive MCO)	Government Health Plan MMM Multi Health	Government Health Plan MMM Multi Health	Statewide	320,773	3,122	323,895
Puerto Rico	Comprehensive MCO (Comprehensive MCO)	Government Health Plan Triple S Salud	Government Health Plan Triple S Salud	Statewide	457,394	2,267	459,661

State	Program Name (Type)	Plan Name	Parent Organization	Geographic Region (state-defined areas, counties, or zip codes)	Medicaid-Only Enrollment	Dual Enrollment	Total Enrollment
Puerto Rico	Comprehensive MCO (Comprehensive MCO)	Government Health Plan de Salud Menonita	Government Health Plan de Salud Menonita	Statewide	169,834	904	170,738
Rhode Island	Rhode Island Non-Emergency Medical Transportation Program (NEMT)	Medical Transportation Management, Inc.	Medical Transportation Management	The state is covered under a single NEMT Broker	320,176	47,683	367,859
Rhode Island	RI Medicaid PACE Program (PACE)	PACE Organization of Rhode Island	PACE Organizations	Statewide	49	358	407
Rhode Island	Rite Care, Rhody Health Partners, and Medicaid Expansion (Comprehensive MCO)	Neighborhood Health Plan of Rhode Island	N/A	Statewide	189,860	3,183	193,043
Rhode Island	Rite Care, Rhody Health Partners, and Medicaid Expansion (Comprehensive MCO)	Tufts Health Public Plans	Point32Health	Statewide	19,991	380	20,371
Rhode Island	Rite Care, Rhody Health Partners, and Medicaid Expansion (Comprehensive MCO)	UnitedHealthcare of Rhode Island Community Plan	UnitedHealthcare, Inc.	Statewide	98,782	2,960	101,742
Rhode Island	Rite Smiles Dental Program (Dental only (PAHP))	UnitedHealthcare Dental of Rhode Island	UnitedHealthcare Insurance Company	Statewide	143,153	88	143,241
South Carolina	Program for All-Inclusive Care of the Elderly (PACE)	Orangeburg Senior Helping Center	The Methodist Oaks	Orangeburg, Calhoun, and Bamberg Counties	4	85	89
South Carolina	Program for All-Inclusive Care of the Elderly (PACE)	Prisma Health Senior Care – Midlands	Prisma Health System	Richland and Lexington Counties	21	288	309
South Carolina	Program for All-Inclusive Care of the Elderly (PACE)	Prisma Health Senior Care – Upstate	Prisma Health System	Greenville, Pickens, and Anderson Counties	10	101	111
South Carolina	South Carolina Managed Care Organizations (Comprehensive MCO)	Absolute Total Care, Inc.	Centene	Statewide	222,243	389	222,632
South Carolina	South Carolina Managed Care Organizations (Comprehensive MCO)	First Choice by Select Health	AmeriHealth Caritas	Statewide	403,381	550	403,931
South Carolina	South Carolina Managed Care Organizations (Comprehensive MCO)	Healthy Blue by Blue Choice	BlueCross and BlueShield of South Carolina	Statewide	186,343	365	186,708
South Carolina	South Carolina Managed Care Organizations (Comprehensive MCO)	Humana Healthy Horizons	Humana	Statewide	23,621	115	23,736

State	Program Name (Type)	Plan Name	Parent Organization	Geographic Region (state-defined areas, counties, or zip codes)	Medicaid-Only Enrollment	Dual Enrollment	Total Enrollment
South Carolina	South Carolina Managed Care Organizations (Comprehensive MCO)	Molina Healthcare of South Carolina	Molina Healthcare	Statewide	176,066	368	176,434
South Carolina	South Carolina Medical Homes Network (PCCM Entity)	SC Solutions	South Carolina Solutions	Statewide	1,011	3	1,014
South Dakota	PRIME (PCCM)	Multiple Primary Care Providers	Multiple Primary Care Providers	Statewide	112,123	0	112,123
Tennessee	Program of All-Inclusive Care for the Elderly (PACE)	Alexian Brothers Community Services	Alexian Brothers Community Services	Hamilton County	12	272	284
Tennessee	TennCare III (Comprehensive MCO + MLTSS)	Amerigroup	Amerigroup	Statewide	474,246	57,440	531,686
Tennessee	TennCare III (Comprehensive MCO + MLTSS)	DentaQuest USA Insurance Company	DentaQuest USA Insurance Company	Statewide	1,588,976	176,036	1,765,012
Tennessee	TennCare III (Comprehensive MCO + MLTSS)	OptumRx	OptumRx Holdings, LLC	Statewide	1,594,375	524	1,594,899
Tennessee	TennCare III (Comprehensive MCO + MLTSS)	UnitedHealthcare Community Plan	UnitedHealth Group	Statewide	474,262	57,331	531,593
Tennessee	TennCare III (Comprehensive MCO + MLTSS)	Volunteer State Health Plan (BlueCare)	Blue Cross Blue Shield Association	Statewide	595,925	58,680	654,605
Tennessee	TennCare III (Comprehensive MCO + MLTSS)	Volunteer State Health Plan (TennCare Select)	Blue Cross Blue Shield Association	Statewide	49,942	3,350	53,292
Texas	Children's Medicaid Dental Services (Dental only (PAHP))	DentaQuest USA Insurance Company, Inc.	DentaQuest, LLC (owned by DentaQuest Group, Inc.)	Statewide	2,075,362	0	2,075,362
Texas	Children's Medicaid Dental Services (Dental only (PAHP))	MCNA Insurance Company	Managed Care of North America (MCNA), Inc.	Statewide	1,362,959	0	1,362,959
Texas	Children's Medicaid Dental Services (Dental only (PAHP))	UnitedHealthcare Insurance Company	UHIC Holdings, Inc.	Statewide	0	0	0
Texas	PACE (Program of All-Inclusive Care for the Elderly (PACE))	Bienvivir Senior Health Services (El Paso)	PACE	79901, 79902, 79903, 79904, 79905, 79907, 79915, 79924, 79925, 79927, 79930, 79935, 79936	35	800	835

State	Program Name (Type)	Plan Name	Parent Organization	Geographic Region (state-defined areas, counties, or zip codes)	Medicaid-Only Enrollment	Dual Enrollment	Total Enrollment
Texas	PACE (PACE)	Silver Star Health Network (Lubbock)	PACE	79250, 79311, 79313, 79343, 79329, 79350, 79358, 79363, 79364, 79366, 79382, 79401, 79402, 79403, 79404, 79405, 79406, 79407, 79408, 79409, 79410, 79411, 79412, 79413, 79414, 79415, 79416, 79423, 79424, 79430, 79452, 79453, 79457, 79464, 79489, 79490, 79491, 79493, 79499	13	155	168
Texas	PACE (PACE)	The Basic at Jan Werner (Amarillo)	PACE	79015, 79101, 79102, 79103, 79104, 79105, 79106, 79107, 79108, 79109, 79110, 79111, 79118, 79119, 79121, 79124	7	130	137
Texas	STAR (Comprehensive MCO)	Aetna Better Health of Texas, Inc.	Aetna	Bexar Service Delivery Area (SDA) and Tarrant SDA	142,712	0	142,712
Texas	STAR (Comprehensive MCO)	Amerigroup Insurance Company	Amerigroup Corporation (owned by ATH Holding Company, LLC)	Bexar SDA, Dallas SDA, Harris SDA, Jefferson SDA, Lubbock SDA, Medical Rural Service Area (MRSA) Central, MRSA Northeast, MRSA West, and Tarrant SDA	842,450	0	842,450
Texas	STAR (Comprehensive MCO)	Community First Health Plans, Inc.	Bexar County Hospital District, dba University Health System	Bexar SDA	167,930	0	167,930
Texas	STAR (Comprehensive MCO)	Community Health Choice Texas, Inc.	Harris County Hospital District dba Harris Health System	Harris SDA and Jefferson SDA	389,099	0	389,099
Texas	STAR (Comprehensive MCO)	Cook Children's Health Plan	Cook Children's Health System	Tarrant SDA	159,608	0	159,608
Texas	STAR (Comprehensive MCO)	Driscoll Children's Health Plan	Driscoll	Hidalgo SDA and Nueces SDA	249,844	0	249,844
Texas	STAR (Comprehensive MCO)	El Paso Health Plans, Inc., dba El Paso Health	El Paso County Hospital District, dba University Medical Center of El Paso	Bexar SDA and El Paso SDA	97,573	0	97,573
Texas	STAR (Comprehensive MCO)	Health Care Service Corp., dba Blue Cross Blue Shield	Health Care Service Corporation	Travis SDA	57,755	0	57,755
Texas	STAR (Comprehensive MCO)	Molina Healthcare of Texas, Inc.	Molina Healthcare	Dallas SDA, El Paso SDA, Harris SDA, Hidalgo SDA, and Jefferson SDA	136,485	0	136,485
Texas	STAR (Comprehensive MCO)	Parkland Community Health Plan, Inc.	Dallas County Hospital District	Dallas SDA	229,523	0	229,523

State	Program Name (Type)	Plan Name	Parent Organization	Geographic Region (state-defined areas, counties, or zip codes)	Medicaid-Only Enrollment	Dual Enrollment	Total Enrollment
Texas	STAR (Comprehensive MCO)	SHA, LLC dba FirstCare Health Plans	Scott & White Health Plan	Lubbock SDA and MRSA West	118,955	0	118,955
Texas	STAR (Comprehensive MCO)	Scott & White Health Plan	Baylor Scott & White Holdings	MRSA Central	66,797	0	66,797
Texas	STAR (Comprehensive MCO)	Seton Health Plan, Inc., dba Dell Children's Health Plan	Seton Insurance Services Corporation	Travis SDA	43,594	0	43,594
Texas	STAR (Comprehensive MCO)	Superior Health Plan, Inc.	Centene Corporation	Bexar SDA, El Paso SDA, Hidalgo SDA, Lubbock SDA, MRSA Central, MRSA Northeast, MRSA West, Nueces SDA, and Travis SDA	1,084,912	0	1,084,912
Texas	STAR (Comprehensive MCO)	Texas Children's Health Plan, Inc.	Texas Children's	Harris SDA and Jefferson SDA	542,187	0	542,187
Texas	STAR (Comprehensive MCO)	UnitedHealthcare Insurance Company dba UnitedHealthcare Community Plan	UnitedHealthcare	Harris SDA, Hidalgo SDA, Jefferson SDA, and Nueces SDA	253,180	0	253,180
Texas	STAR HEALTH (Comprehensive MCO + MLTSS)	Superior Health Plan	Centene Corporation	Statewide	47,621	0	47,621
Texas	STAR Kids (Comprehensive MCO + MLTSS)	Aetna Better Health of Texas, Inc.	Aetna	Tarrant SDA, Dallas SDA	13,104	0	13,155
Texas	STAR Kids (Comprehensive MCO + MLTSS)	Amerigroup Insurance Company	Amerigroup Corporation (owned by ATH Holding Company, LLC)	Dallas SDA, El Paso SDA, Harris SDA, MRSA West, and Lubbock SDA	28,194	115	28,309
Texas	STAR Kids (Comprehensive MCO + MLTSS)	Community First Health Plans, Inc.	Bexar County Hospital District, dba University Health System	Bexar SDA	7,653	40	7,693
Texas	STAR Kids (Comprehensive MCO + MLTSS)	Cook Children's Health Plan	Cook Children's Health Care System	Tarrant SDA	9,578	44	9,622
Texas	STAR Kids (Comprehensive MCO + MLTSS)	Driscoll Children's Health Plan	Driscoll Children's Hospital	Hidalgo SDA and Nueces SDA	10,793	48	10,841
Texas	STAR Kids (Comprehensive MCO + MLTSS)	Health Care Service Corporation DBA Blue Cross and Blue Shield of Texas (BCBSTX)	Health Care Service Corporation, a Mutual Legal Reserve Company	MRSA Central SDA and Travis SDA	8,892	57	8,949

State	Program Name (Type)	Plan Name	Parent Organization	Geographic Region (state-defined areas, counties, or zip codes)	Medicaid-Only Enrollment	Dual Enrollment	Total Enrollment
Texas	STAR Kids (Comprehensive MCO + MLTSS)	Superior HealthPlan, Inc.	Centene Corporation	Bexar SDA, El Paso SDA, Hidalgo SDA, Lubbock SDA, MRSA West SDA, Travis SDA, and Nueces SDA	31,850	152	32,002
Texas	STAR Kids (Comprehensive MCO + MLTSS)	Texas Children's Health Plan, Inc.	Texas Children's	Harris SDA, Jefferson SDA, and MRSA Northeast SDA	30,662	120	30,782
Texas	STAR Kids (Comprehensive MCO + MLTSS)	UnitedHealthcare Insurance Company dba UnitedHealthcare	United Healthcare	Harris SDA, Hidalgo SDA, Jefferson SDA, MRSA Central SDA, and MRSA Northeast SDA	28,680	106	28,786
Texas	STAR+PLUS (Comprehensive MCO + MLTSS)	Amerigroup Insurance Company	Amerigroup Corporation (owned by ATH Holding Company, LLC)	Bexar SDA, El Paso SDA, Harris SDA, Jefferson SDA, Lubbock SDA, MRSA West, Tarrant SDA, and Travis SDA	58,992	79,496	138,488
Texas	STAR+PLUS (Comprehensive MCO + MLTSS)	Molina Healthcare of Texas, Inc.	Molina Healthcare	Bexar SDA, Dallas SDA, El Paso SDA, Harris SDA, Hidalgo SDA, and Jefferson SDA	51,833	81,968	133,801
Texas	STAR+PLUS (Comprehensive MCO + MLTSS)	Superior HealthPlan, Inc.	Centene Corporation	Bexar SDA, Dallas SDA, Hidalgo SDA, Lubbock SDA, Nueces SDA, MRSA Central, and MRSA West	72,064	84,420	156,484
Texas	STAR+PLUS (Comprehensive MCO + MLTSS)	UnitedHealthcare Insurance Company, dba United Healthcare Community Plan	UnitedHealthcare	Harris SDA, Jefferson SDA, Nueces SDA, Travis SDA, MRSA Central, and MRSA Northeast	72,019	81,833	153,852
Utah	Choice of Health Care Delivery (Comprehensive MCO)	Health Choice	Health Choice Utah	Statewide	25,443	2,769	28,212
Utah	Choice of Health Care Delivery (Comprehensive MCO)	Healthy U	University of Utah Health Plans	Statewide	52,625	7,969	60,594
Utah	Choice of Health Care Delivery (Comprehensive MCO)	Molina	Molina Healthcare	Statewide	60,293	6,544	66,837
Utah	Choice of Health Care Delivery (Comprehensive MCO)	Select Health	Select Health, Inc.	Statewide	103,679	11,315	114,994
Utah	Dental (Dental only (PAHP))	MCNA Dental	MCNA Dental	Statewide	62,486	32	62,518
Utah	Dental (Dental only (PAHP))	Premier Access	Avesis Incorporated	Statewide	136,570	50	136,620
Utah	Prepaid Mental Health (BHO only (PIHP and/or PAHP))	Bear River Menal Health	Bear River Menal Health	Box Elder, Cache and Rich Counties	22,520	1,977	24,497

State	Program Name (Type)	Plan Name	Parent Organization	Geographic Region (state-defined areas, counties, or zip codes)	Medicaid-Only Enrollment	Dual Enrollment	Total Enrollment
Utah	Prepaid Mental Health (BHO only (PIHP and/or PAHP))	Central Utah Counseling Center	Central Utah Counseling Center	Juab, Millard, Piute, Sanpete, Sevier, and Wayne Counties	12,217	1,341	13,558
Utah	Prepaid Mental Health (BHO only (PIHP and/or PAHP))	Davis Behavioral Health	Davis Behavioral Health	Davis County	23,067	2,946	26,013
Utah	Prepaid Mental Health (BHO only (PIHP and/or PAHP))	Four Corners Community Behavioral Health	Four Corners Community Behavioral Health	Grand, Emery, and Carbon Counties	7,054	1,079	8,133
Utah	Prepaid Mental Health (BHO only (PIHP and/or PAHP))	Healthy U Behavioral Health	University of Utah Health Plans	Summit County	1,953	127	2,080
Utah	Prepaid Mental Health (BHO only (PIHP and/or PAHP))	Northeastern Counseling Center	Northeastern Counseling Center	Duchesne, Uintah, Daggett, and San Juan Counties	15,871	1,578	17,449
Utah	Prepaid Mental Health (BHO only (PIHP and/or PAHP))	Salt Lake County Division of Behavioral Health Services	Salt Lake County Division of Behavioral Health Services	Salt Lake County	97,475	15,156	112,631
Utah	Prepaid Mental Health (BHO only (PIHP and/or PAHP))	Southwest Behavioral Health Center	Southwest Behavioral Health Center	Beaver, Garfield, Kane, Iron, and Washington Counties	30,252	3,697	33,949
Utah	Prepaid Mental Health (BHO only (PIHP and/or PAHP))	United Behavioral Health	United Behavioral Health	Tooele County	9,552	946	10,498
Utah	Prepaid Mental Health (BHO only (PIHP and/or PAHP))	Wasatch Behavioral Health	Wasatch Behavioral Health	Utah County	50,486	5,263	55,749
Utah	Prepaid Mental Health (BHO only (PIHP and/or PAHP))	Weber Human Services	Weber Human Services	Weber and Morgan Counties	25,128	4,274	29,402
Utah	Transportation (NEMT)	Modivcare	Modivcare, Inc.	Statewide	324,705	36,431	361,136
Utah	UNI HOME (Comprehensive MCO)	HOME	University of Utah Health Plans	Statewide	845	611	1,456
Utah	Utah Medicaid Integrated Care (Comprehensive MCO)	Health Choice Integrated	Health Choice Utah	Salt Lake, Utah, Davis, Weber, and Washington Counties	11,693	99	11,792
Utah	Utah Medicaid Integrated Care (Comprehensive MCO)	Healthy U Integrated	University of Utah Health Plans	Salt Lake, Utah, Weber, and Davis Counties	17,587	135	17,722
Utah	Utah Medicaid Integrated Care (Comprehensive MCO)	Molina Integrated	Molina Healthcare	Salt Lake, Utah, Davis, Weber, and Washington Counties	30,757	233	30,990

State	Program Name (Type)	Plan Name	Parent Organization	Geographic Region (state-defined areas, counties, or zip codes)	Medicaid-Only Enrollment	Dual Enrollment	Total Enrollment
Utah	Utah Medicaid Integrated Care (Comprehensive MCO)	Select Health Integrated	Select Health, Inc.	Salt Lake, Utah, Davis, Weber, and Washington Counties	15,559	78	15,637
Vermont	Global Commitment to Health Demonstration (Comprehensive MCO + MLTSS)	Department of Vermont Health Access	Vermont Agency of Human Services	Statewide	169,286	18,635	187,921
Virginia	Commonwealth Coordinated Care Plus (Comprehensive MCO + MLTSS)	Aetna Better Health of Virginia	Aetna	Statewide	47,792	23,358	71,150
Virginia	Commonwealth Coordinated Care Plus (Comprehensive MCO + MLTSS)	Anthem Healthkeepers	Elevance	Statewide	87,181	42,307	129,488
Virginia	Commonwealth Coordinated Care Plus (Comprehensive MCO + MLTSS)	Molina Healthcare of Virginia, LLC	Molina Healthcare	Statewide	29,355	13,651	43,006
Virginia	Commonwealth Coordinated Care Plus (Comprehensive MCO + MLTSS)	Sentara Health Plans (was Optima Health in 2022)	Sentara Health Plans	Statewide	97,727	42,236	139,963
Virginia	Commonwealth Coordinated Care Plus (Comprehensive MCO + MLTSS)	UnitedHealthcare	UnitedHealthcare	Statewide	41,369	25,471	66,840
Virginia	Medallion 4.0 (Comprehensive MCO)	Aetna Better Health of Virginia	Anthem Insurance Companies, Inc.	Statewide	217,813	3,198	221,011
Virginia	Medallion 4.0 (Comprehensive MCO)	Anthem Healthkeepers Plus	Elevance	Statewide	470,109	4,075	474,184
Virginia	Medallion 4.0 (Comprehensive MCO)	Molina Healthcare of Virginia	Molina Healthcare, Inc.	Statewide	103,646	1,317	104,963
Virginia	Medallion 4.0 (Comprehensive MCO)	Sentara Health Plans (was Optima Health in 2022)	Sentara Healthcare	Statewide	596,928	5,715	602,643
Virginia	Medallion 4.0 (Comprehensive MCO)	UnitedHealthcare of the Mid-Atlantic	UnitedHealthcare	Statewide	173,491	2,284	175,775

State	Program Name (Type)	Plan Name	Parent Organization	Geographic Region (state-defined areas, counties, or zip codes)	Medicaid-Only Enrollment	Dual Enrollment	Total Enrollment
Virginia	PACE (PACE)	All Care for Seniors	Appalachian Agency for Senior Citizens	24217, 24220, 24224, 24225, 24226, 24228, 24237, 24239, 24256, 24260, 24266, 24269, 24272, 24280, 24377, 24601, 24602, 24603, 24604, 24605, 24606, 24607, 24608, 24609, 24612, 24613, 24614, 24619, 24620, 24622, 24624, 24627, 24628, 24630, 24631, 24634, 24635, 24637, 24639, 24640, 24641, 24646, 24647, 24649, 24651, 24656, 24657, 24658	16	85	101
Virginia	PACE (PACE)	Centra PACE Farmville	Centra Health	23002, 23004, 23027, 23040, 23083, 23123, 23824, 23894, 23901, 23909, 23921, 23922, 23923, 23930, 23934, 23936, 23937, 23939, 23941, 23942, 23943, 23947, 23952, 23954, 23955, 23958, 23959, 23960, 23963, 23966, 23974, 23976, 24599	23	82	105
Virginia	PACE (PACE)	Centra PACE Gretna	Centra Health	24054, 24055, 24069, 24078, 24082, 24089, 24102, 24104, 24112, 24137, 24139, 24146, 24148, 24161, 24165, 24168, 24517, 24527, 24528, 24530, 24531, 24540, 24541, 24549, 24557, 24563, 24565, 24566, 24569, 24571, 24586, 24594, 24133, 24176, 24543, 24576	16	72	88
Virginia	PACE (PACE)	Centra PACE Lynchburg	Centra Health	24501, 24502, 24503, 24504, 24521, 24522, 24523, 24536, 24538, 24550, 24551, 24553, 24554, 24556, 24570, 24572, 24574, 24588, 24593	23	131	154
Virginia	PACE (PACE)	Cherry Blossom PACE	ConcertoCare of Northern Virginia	22003, 22015, 22027, 22030, 22031, 22032, 22041, 22042, 22043, 22044, 22046, 22079, 22101, 22102, 22124, 22150, 22151, 22152, 22153, 22180, 22181, 22182, 22201, 22202, 22203, 22204, 22205, 22206, 22207, 22209, 22211, 22213, 22301, 22302, 22303, 22304, 22305, 22310, 22311, 22312, 22314, 22315	5	17	22

State	Program Name (Type)	Plan Name	Parent Organization	Geographic Region (state-defined areas, counties, or zip codes)	Medicaid-Only Enrollment	Dual Enrollment	Total Enrollment
Virginia	PACE (PACE)	InnovAge Blue Ridge	InnovAge	22901, 22902, 22903, 22904, 22911, 22920, 22922, 22923, 22931, 22932, 22935, 22936, 22937, 22938, 22940, 22942, 22943, 22946, 22947, 22949, 22958, 22959, 22963, 22964, 22967, 22968, 22969, 22971, 22973, 22974, 22976, 23022, 23024, 23055, 23065, 23084, 23093, 23117, 24464, 24562, 24590	24	209	233
Virginia	PACE (PACE)	InnovAge PACE Richmond	InnovAge	22546, 23005, 23009, 23011, 23015, 23030, 23039, 23047, 23058, 23059, 23060, 23069, 23075, 23086, 23089, 23102, 23103, 23106, 23111, 23116, 23150, 23162, 23192, 23218, 23219, 23220, 23222, 23223, 23229, 23230, 23233, 23242, 23250, 23255, 23288, 23801, 23803, 23804, 23805, 23806, 23830, 23831, 23832, 23833, 23834, 23836, 23838, 23840, 23841, 23842, 23850, 23860, 23875, 23882, 23885, 23112, 23113, 23114, 23120, 23124, 23129, 23139, 23140, 23141, 23146, 23173, 23181, 23221, 23224, 23225, 23226, 23227, 23228, 23231, 23232, 23234, 23235, 23236, 23237, 23238, 23240, 23241, 23249, 23260, 23261, 23269, 23273, 23274, 23276, 23278, 23279, 23282, 23284, 23285, 23286, 23289, 23290, 23291, 23293, 23295	38	270	308
Virginia	PACE (PACE)	InnovAge Roanoke Valley	InnovAge	24011, 24012, 24013, 24014, 24015, 24016, 24017, 24018, 24019, 24020, 24059, 24060, 24064, 24065, 24066, 24067, 24070, 24073, 24077, 24079, 24083, 24087, 24090, 24092, 24095, 24101, 24121, 24122, 24138, 24149, 24151, 24153, 24162, 24174, 24175, 24176, 24179, 24184	17	238	255
Virginia	PACE (PACE)	InnovAge Virginia PACE - Peninsula	InnovAge	23602, 23603, 23604, 23606, 23608, 23692, 23693, 23696, 23601, 23605, 23607, 23651, 23661, 23662, 23663, 23664, 23665, 23666, 23669	8	236	244
Virginia	PACE (PACE)	Mountain Empire PACE	Mountain Empire Older Citizens, Inc.	24215, 24216, 24218, 24219, 24221, 24230, 24243, 24244, 24245, 24246, 24248, 24250, 24251, 24258, 24263, 24265, 24271, 24273, 24277, 24279, 24281, 24282, 24283, 24290, 24293	6	86	92

State	Program Name (Type)	Plan Name	Parent Organization	Geographic Region (state-defined areas, counties, or zip codes)	Medicaid-Only Enrollment	Dual Enrollment	Total Enrollment
Virginia	PACE (PACE)	Mt. Rogers PACE	Appalachian Agency for Senior Citizens	Serves the counties of Bland, Smyth, Wythe and Washington and the city of Bristol	3	30	33
Virginia	PACE (PACE)	Sentara PACE - Norfolk	Sentara Health Plans	23451, 23452, 23453, 23454, 23455, 23456, 23457, 23459, 23460, 23461, 23462, 23463, 23464, 23502, 23503, 23504, 23505, 23507, 23508, 23509, 23510, 23511, 23513, 23517, 23518, 23521, 23523, 23529	19	142	161
Virginia	PACE (PACE)	Sentara PACE Churchland	Sentara Health Plans	23320, 23321, 23322, 23323, 23324, 23325, 23432, 23433, 23434, 23435, 23436, 23437, 23438, 23701, 23702, 23703, 23704, 23707, 23709, 23314, 23315, 23430, 23487, 23846, 23851, 23883, 23898	6	79	85
Washington	Apple Health/Healthy Options Health Homes Program (Comprehensive MCO)	Multiple Sites	Multiple Sites	Adams, Asotin, Benton, Chelan, Clallam, Clark, Columbia, Cowlitz, Douglas, Ferry, Franklin, Garfield, Grant, Grays Harbor, Island, Jefferson, King, Kitsap, Kittitas, Klickitat, Lewis, Lincoln, Mason, Okanogan, Pacific, Pend Oreille, Pierce, San Juan, Skagit, Skamania, Snohomish, Spokane, Stevens, Thurston, Wahkiakum, Walla Walla, Whatcom, Whitman, Yakima	0	9,498	9,498
Washington	Behavioral Health Services Only (BHO only (PIHP and/or PAHP))	Amerigroup	Amerigroup	Statewide	0	31,850	31,850
Washington	Behavioral Health Services Only (BHO only (PIHP and/or PAHP))	Community Health Plan of Washington	Community Health Plan of Washington	Statewide	0	29,911	29,911
Washington	Behavioral Health Services Only (BHO only (PIHP and/or PAHP))	Coordinated Care of Washington	Coordinated Care of Washington	Statewide	0	25,039	25,039
Washington	Behavioral Health Services Only (BHO only (PIHP and/or PAHP))	Molina Health Care	Molina Health Care	Statewide	0	46,033	46,033
Washington	Behavioral Health Services Only (BHO only (PIHP and/or PAHP))	UnitedHealthcare	UnitedHealthcare	Regions: North Sound, King, Pierce, Southwest, Salish, Thurston-Mason, Great Rivers	0	25,637	25,637

State	Program Name (Type)	Plan Name	Parent Organization	Geographic Region (state-defined areas, counties, or zip codes)	Medicaid-Only Enrollment	Dual Enrollment	Total Enrollment
Washington	Fully Integrated Managed Care (Comprehensive MCO)	Amerigroup	Amerigroup	North Sound, Greater Columbia, King, Pierce, Spokane, North Central, Southwest, Salish, Thurston-Mason, Great Rivers	208,244	0	208,244
Washington	Fully Integrated Managed Care (Comprehensive MCO)	Community Health Plan	Community Health Plan	North Sound, Greater Columbia, King, Spokane, Southwest	256,407	0	256,407
Washington	Fully Integrated Managed Car (Comprehensive MCO)	Coordinated Care of Washington	Coordinated Care of Washington	North Sound, North Central, King, Pierce, Greater Columbia	206,596	0	206,596
Washington	Fully Integrated Managed Care (Comprehensive MCO)	Molina Health Care of Washington	Molina Health Care of Washington	North Sound, Greater Columbia, King, Pierce, Spokane, North Central, Southwest, Salish, Great Rivers, Thurston-Mason	927,205	0	927,205
Washington	Fully Integrated Managed Care (Comprehensive MCO)	United Healthcare	UnitedHealthcare	King, Pierce, North Sound, Salish, Thurston-Mason, Great Rivers	233,194	0	233,194
Washington	PACE (PACE)	PACE	PACE	Statewide	0	1,390	1,390
Washington	PCCM (PCCM Entity)	Multiple Primary Care Providers	Multiple Primary Care Providers	PCCMs are located in the following counties: Clallam, Grays Harbor, King, Snohomish, Whatcom, Okanogan, Ferry, Stevens, Lincoln, Spokane, Benton and Yakima	2,357	0	2,357
West Virginia	Mountain Health Promise (Comprehensive MCO)	Aetna Better Health of WV	CVS/Caremark	Statewide	25,511	0	25,511
West Virginia	Mountain Health Trust (Comprehensive MCO)	Aetna Better Health of WV	CVS/Caremark	Statewide	163,691	0	163,691
West Virginia	Mountain Health Trust (Comprehensive MCO)	The Health Plan of WV	The Health Plan of WV	Statewide	117,727	0	117,727
West Virginia	Mountain Health Trust (Comprehensive MCO)	Wellpoint West Virginia	Elevance	Statewide	177,346	0	177,346
West Virginia	Non-Emergency Medical Transportation (NEMT)	Modivcare	Modivcare, Inc.	Statewide	497,115	47,627	544,742
Wisconsin	BadgerCare Plus (Comprehensive MCO)	Anthem Blue Cross Blue Shield	Elevance Health	Statewide	150,435	209	150,644
Wisconsin	BadgerCare Plus (Comprehensive MCO)	Chorus Community Health Plans	Children's Wisconsin	Brown, Calumet, Door, Fond du Lac, Green Lake, Jefferson, Kenosha, Kewaunee, Lincoln, Manitowoc, Marinette, Milwaukee, Oconto, Oneida, Outagamie, Ozaukee, Racine, Rock, Shawano, Sheboygan, Vilas, Washington, Waukesha, Waupaca, Waushara, and Winnebago Counties	148,875	70	148,945

State	Program Name (Type)	Plan Name	Parent Organization	Geographic Region (state-defined areas, counties, or zip codes)	Medicaid-Only Enrollment	Dual Enrollment	Total Enrollment
Wisconsin	BadgerCare Plus (Comprehensive MCO)	Dean Health Plan, Inc.	Dean Health System and SSM Health Care	Columbia, Dane, Dodge, Iowa, Jefferson, Rock, and Sauk Counties	49,838	50	49,888
Wisconsin	BadgerCare Plus (Comprehensive MCO)	Group Health Cooperative of Eau Claire	Group Health Cooperative of Eau Claire	Adams, Ashland, Barron, Bayfield, Buffalo, Burnett, Chippewa, Clark, Crawford, Douglas, Dunn, Eau Claire, Forest, Grant, Green, Iowa, Iron, Jackson, Juneau, La Crosse, Lafayette, Langlade, Marathon, Monroe, Oneida, Pepin, Pierce, Polk, Portage, Price, Richland, Rusk, St. Croix, Sauk, Sawyer, Shawano, Taylor, Trempealeau, Vernon, Vilas, Washburn, and Wood Counties	55,968	87	56,055
Wisconsin	BadgerCare Plus (Comprehensive MCO)	Group Health Cooperative of South Central WI	Group Health Cooperative of South Central WI	Dane County	8,253	10	8,263
Wisconsin	BadgerCare Plus (Comprehensive MCO)	Independent Care Health Plan	Humana	Adams, Brown, Calumet, Columbia, Crawford, Door, Fond du Lac, Grant, Green, Green Lake, Iowa, Jackson, Jefferson, Juneau, Kenosha, Kewaunee, La Crosse, Manitowoc, Marinette, Milwaukee, Monroe, Oconto, Outagamie, Ozaukee, Racine, Richland, Sauk, Shawano, Sheboygan, Trempealeau, Vernon, Walworth, Washington, Waukesha, Waupaca, and Winnebago Counties	32,805	38	32,843
Wisconsin	BadgerCare Plus (Comprehensive MCO)	MHS Health Wisconsin	Centene Corporation	Statewide	59,652	61	59,713
Wisconsin	BadgerCare Plus (Comprehensive MCO)	MercyCare Health Plans	Mercy Health Corporation	Rock and Walworth Counties	16,156	31	16,187
Wisconsin	BadgerCare Plus (Comprehensive MCO)	Molina Healthcare of Wisconsin, Inc.	Molina Healthcare, Inc.	Brown, Calumet, Dodge, Florence, Forest, Green Lake, Kenosha, Kewaunee, Manitowoc, Marinette, Marquette, Milwaukee, Oconto, Oneida, Outagamie, Ozaukee, Portage, Racine, Shawano, Sheboygan, Vilas, Walworth, Washington, Waukesha, Waupaca, Waushara, and Winnebago Counties	91,720	50	91,770
Wisconsin	BadgerCare Plus (Comprehensive MCO)	Network Health Plan	Froedtert ThedaCare Health	Statewide	57,751	67	57,818

State	Program Name (Type)	Plan Name	Parent Organization	Geographic Region (state-defined areas, counties, or zip codes)	Medicaid-Only Enrollment	Dual Enrollment	Total Enrollment
Wisconsin	BadgerCare Plus (Comprehensive MCO)	Quartz	Quartz Health Insurance Corporation	Buffalo, Columbia, Crawford, Dane, Dodge, Fond du Lac, Grant, Green, Jackson, Jefferson, Kenosha, La Crosse, Monroe, Rock, Sauk, Taylor, and Trempealeau Counties	53,336	73	53,409
Wisconsin	BadgerCare Plus (Comprehensive MCO)	Security Health Plan of Wisconsin	Marshfield Clinic Health System	Adams, Ashland, Barron, Bayfield, Buffalo, Burnette, Chippewa, Clark, Crawford, Dodge, Douglas, Dunn, Eau Claire, Forest, Green Lake, Iron, Jackson, Juneau, La Crosse, Langlade, Lincoln, Marathon, Marquette, Monroe, Oneida, Outagamie, Pepin, Pierce, Polk, Portage, Price, Rusk, Sawyer, Shawano, Taylor, Trempealeau, Vernon, Vilas, Washburn, Waupaca, Waushara, and Winnebago Counties	77,341	112	77,453
Wisconsin	BadgerCare Plus (Comprehensive MCO)	UnitedHealthcare Community Plan	UnitedHealth Group	Statewide	240,467	357	240,824
Wisconsin	Care4Kids (Other PHP (limited benefits))	Chorus Community Health Plans	Children's Hospital and Health System, Inc.	Kenosha, Milwaukee, Ozaukee, Racine, Washington, and Washington Counties	2,798	0	2,798
Wisconsin	Family Care (MLTSS only (PIHP and/or PAHP))	Community Care, Inc.	CCI	Adams, Brown, Calumet, Columbia, Dane, Dodge, Door, Florence, Fond du Lac, Forest, Green Lake, Jefferson, Kenosha, Langlade, Lincoln, Manitowoc, Marathon, Marinette, Marquette, Menominee, Milwaukee, Oconto, Oneida, Outagamie, Ozaukee, Portage, Racine, Shawano, Sheboygan, Vilas, Walworth, Washington, Waukesha, Waupaca, Waushara, Winnebago, and Wood Counties	2,942	11,028	13,970

State	Program Name (Type)	Plan Name	Parent Organization	Geographic Region (state-defined areas, counties, or zip codes)	Medicaid-Only Enrollment	Dual Enrollment	Total Enrollment
Wisconsin	Family Care (MLTSS only (PIHP and/or PAHP))	Inclusa, Inc.	Humana	Ashland, Adams, Barron, Bayfield, Brown, Buffalo, Burnett, Calumet, Chippewa, Clark, Columbia, Crawford, Dodge, Door, Douglas, Dunn, Eau Claire, Florence, Forest, Fond du Lac, Grant, Green, Green Lake, Iowa, Iron, Jackson, Jefferson, Juneau, Kewaunee, La Crosse, Lafayette, Langlade, Lincoln, Manitowoc, Marathon, Marinette, Marquette, Menominee, Monroe, Oconto, Oneida, Outagamie, Ozaukee, Pepin, Pierce, Polk, Portage, Price, Richland, Rock, Rusk, St. Croix, Sauk, Sawyer, Shawano, Sheboygan, Taylor, Trempealeau, Vernon, Vilas, Walworth, Washburn, Washington, Waukesha, Waupaca, Waushara, Winnebago, and Wood Counties	3,158	14,015	17,173
Wisconsin	Family Care (MLTSS only (PIHP and/or PAHP))	Lakeland Care, Inc.	Lakeland Care, Inc.	Adams, Brown, Calumet, Columbia, Dodge, Door, Florence, Fond du Lac, Forest, Green Lake, Jefferson, Langlade, Lincoln, Manitowoc, Marathon, Marinette, Marquette, Menominee, Oconto, Oneida, Outagamie, Portage, Shawano, Vilas, Waupaca, Waushara, Winnebago, and Wood Counties	1,452	5,872	7,324
Wisconsin	Family Care (MLTSS only (PIHP and/or PAHP))	My Choice Wisconsin	Molina Healthcare, Inc.	Dane, Fond du Lac, Kenosha, Manitowoc, Milwaukee, Ozaukee, Racine, Sheboygan, Walworth, Washington, Waukesha, and Winnebago Counties	3,076	12,179	15,255
Wisconsin	Program of All-Inclusive Care for the Elderly (PACE)	Community Care, Inc.	Community Care, Inc.	Milwaukee, Waukesha, Kenosha, and Racine Counties	38	481	519
Wisconsin	SSI Managed Care (Comprehensive MCO)	Anthem Blue Cross Blue Shield	Elevance Health	Statewide	5,337	2,728	8,065

State	Program Name (Type)	Plan Name	Parent Organization	Geographic Region (state-defined areas, counties, or zip codes)	Medicaid-Only Enrollment	Dual Enrollment	Total Enrollment
Wisconsin	SSI Managed Care (Comprehensive MCO)	Group Health Cooperative of Eau Claire	Group Health Cooperative of Eau Claire	Adams, Ashland, Barron, Bayfield, Buffalo, Burnett, Chippewa, Clark, Crawford, Douglas, Dunn, Eau Claire, Forest, Grant, Green, Iowa, Iron, Jackson, Juneau, La Crosse, Lafayette, Langlade, Marathon, Monroe, Oneida, Pepin, Pierce, Polk, Portage, Price, Richland, Rusk, St. Croix, Sauk, Sawyer, Shawano, Taylor, Trempealeau, Vernon, Vilas, Washburn, and Wood Counties	2,128	1,237	3,365
Wisconsin	SSI Managed Care (Comprehensive MCO)	Independent Care Health Plan	Humana	Adams, Brown, Calumet, Columbia, Crawford, Dane, Dodge, Door, Fond du Lac, Grant, Green, Green Lake, Iowa, Jackson, Jefferson, Juneau, Kenosha, Kewaunee, La Crosse, Manitowoc, Marinette, Milwaukee, Monroe, Oconto, Outagamie, Ozaukee, Racine, Richland, Rock, Sauk, Shawano, Sheboygan, Trempealeau, Vernon, Walworth, Washington, Waukesha, Waupaca, and Winnebago Counties	5,894	4,670	10,564
Wisconsin	SSI Managed Care (Comprehensive MCO)	MHS Health Wisconsin	Centene Corporation	Statewide	4,797	2,222	7,019
Wisconsin	SSI Managed Care (Comprehensive MCO)	Molina Healthcare of Wisconsin, Inc.	Molina Healthcare, Inc.	Adams, Brown, Calumet, Clark, Columbia, Crawford, Dane, Dodge, Door, Fond du Lac, Grant, Green, Green Lake, Iowa, Jackson, Jefferson, Juneau, Kewaunee, La Crosse, Lafayette, Manitowoc, Marquette, Monroe, Oconto, Outagamie, Ozaukee, Richland, Rock, Sauk, Shawano, Sheboygan, Trempealeau, Vernon, Walworth, Waukesha, Waupaca, Waushara, and Winnebago Counties	4,659	1,930	6,589
Wisconsin	SSI Managed Care (Comprehensive MCO)	Network Health Plan	Froedtert ThedaCare Health	Statewide	3,219	1,466	4,685
Wisconsin	SSI Managed Care (Comprehensive MCO)	Quartz	Quartz Health Insurance Corporation	Dane, La Crosse, and Milwaukee Counties	103	28	131

State	Program Name (Type)	Plan Name	Parent Organization	Geographic Region (state-defined areas, counties, or zip codes)	Medicaid-Only Enrollment	Dual Enrollment	Total Enrollment
Wisconsin	SSI Managed Care (Comprehensive MCO)	Security Health Plan of Wisconsin	Marshfield Clinic Health System	Barron, Rusk, Price, Neida, Chippewa, Taylor, Lincoln, Eau Claire, Clark, Marathon, Wood, Portage	225	239	464
Wisconsin	SSI Managed Care (Comprehensive MCO)	UnitedHealthcare Community Plan	UnitedHealth Group	Statewide	11,420	8,900	20,320
Wisconsin	Wisconsin Partnership Program (Comprehensive MCO + MLTSS)	Community Care Health Plan	CCI	Calumet, Kenosha, Milwaukee, Outagamie, Ozaukee, Racine, Washington, Waukesha, and Waupaca Counties	228	536	764
Wisconsin	Wisconsin Partnership Program (Comprehensive MCO + MLTSS)	Independent Care Health Plan - iCare	Humana, Inc.	Brown, Columbia, Dane, Dodge, Fond du Lac, Jefferson, Manitowoc, Ozaukee, Sauk, Washington, Waukesha, and Winnebago Counties	596	965	1,561
Wisconsin	Wisconsin Partnership Program (Comprehensive MCO + MLTSS)	My Choice Wisconsin	Molina Healthcare, Inc.	Columbia, Dane, Dodge, Jefferson, Ozaukee, Sauk, Washington, and Waukesha Counties	246	1,151	1,397
Wisconsin	WrapAround Milwaukee (BHO only (PIHP and/or PAHP))	WrapAround Milwaukee	Milwaukee County Health and Human Services	Milwaukee County	681	0	681
Wyoming	Behavioral Health Care Management Entity (BHO only (PIHP and/or PAHP))	CME Statewide	Magellan Healthcare of Wyoming	Statewide	227	0	227

Note: "0" may not truly represent 0 if a state opted to suppress data for enrollee confidentiality reasons. For example, if a plan had dual enrollment of less than 10, the state may have opted to report 0 instead. "--" indicates the state or territory did not provide information for a given program and plan.

Table 6. Medicaid Managed Long-Term Services and Supports (MLTSS) Program Users or Enrollees as of July 1, 2023

State or Territory	Total Medicaid Enrollment in Any Type of Managed Care	Comprehensive Managed Care Including LTSS ²⁸ : Number of Enrollees Using LTSS	Comprehensive Managed Care Including LTSS: Percent of Total	MLTSS Only: Number of Enrollees Using LTSS	MLTSS Only: Percent of Total
TOTALS	85,047,388	1,395,189	1.6%	399,031	0.5%
Alabama	1,075,564	--	--	--	--
Alaska	--	--	--	--	--
American Samoa	--	--	--	--	--
Arizona	1,946,545	739	0.0%	66,304	3.4%
Arkansas	904,678	37,244	4.1%	--	--
California	14,151,003	301,279	2.1%	--	--
Colorado	1,583,665	--	--	--	--
Connecticut	--	--	--	--	--
Delaware	285,832	17,186	6.0%	--	--
District of Columbia	296,534	1,936	0.7%	--	--
Florida	5,077,588	131,721	2.6%	--	--
Georgia	2,513,329	0	0.0%	--	--
Guam	--	--	--	--	--
Hawaii	446,739	5,217	1.2%	--	--
Idaho	354,828	7,318	2.1%	--	--
Illinois	2,978,426	102,169	3.4%	--	--
Indiana	1,697,428	0	0.0%	--	--
Iowa	739,334	37,399	5.1%	--	--
Kansas	435,820	30,954	7.1%	--	--
Kentucky	1,496,335	0	0.0%	--	--
Louisiana	1,884,020	0	0.0%	--	--
Maine	378,407	--	--	--	--
Maryland	1,597,815	0	0.0%	--	--
Massachusetts	1,465,096	74,063	5.1%	--	--
Michigan	3,173,889	6,592	0.2%	12,233	0.4%
Minnesota	1,222,946	44,936	3.7%	--	--
Mississippi	394,680	0	0.0%	--	--
Missouri	1,215,754	0	0.0%	--	--
Montana	226,358	--	--	--	--
Nebraska	397,686	0	0.0%	--	--

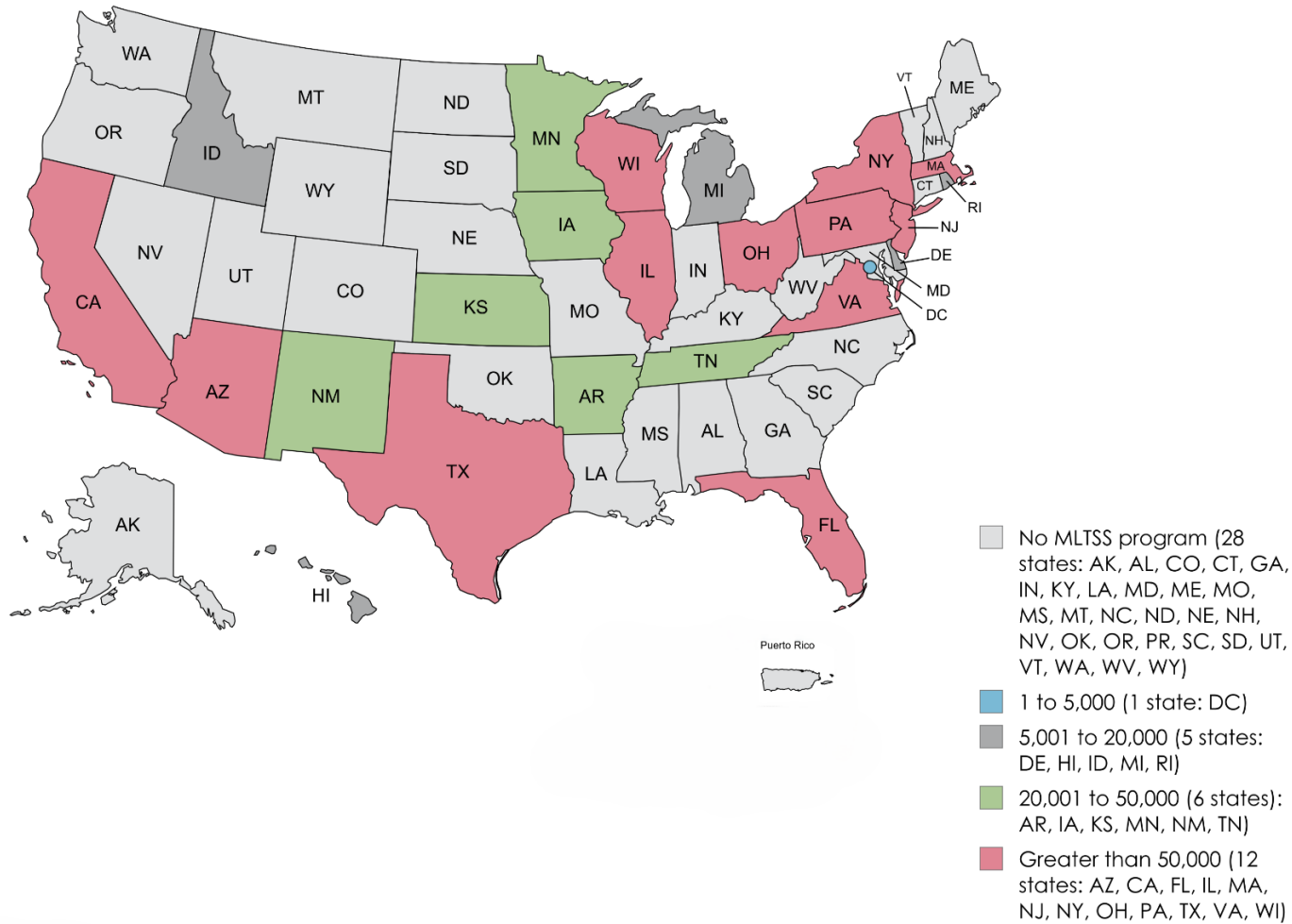
²⁸ The "Comprehensive Managed Care Including LTSS" column does not include PACE programs.

State or Territory	Total Medicaid Enrollment in Any Type of Managed Care	Comprehensive Managed Care Including LTSS ²⁸ : Number of Enrollees Using LTSS	Comprehensive Managed Care Including LTSS: Percent of Total	MLTSS Only: Number of Enrollees Using LTSS	MLTSS Only: Percent of Total
Nevada	664,497	0	0.0%	--	--
New Hampshire	189,740	0	0.0%	--	--
New Jersey	2,069,208	64,306	3.1%	--	--
New Mexico	783,647	31,470	4.0%	--	--
New York	6,013,326	41,252	0.7%	266,772	4.4%
North Carolina	2,430,308	0	0.0%	--	--
North Dakota	109,102	0	0.0%	--	--
Northern Mariana Islands	--	--	--	--	--
Ohio	3,029,706	59,434	2.0%	--	--
Oklahoma	861,464	--	--	--	--
Oregon	1,269,984	0	0.0%	--	--
Pennsylvania	3,405,022	120,639	3.5%	--	--
Puerto Rico	1,571,315	0	0.0%	--	--
Rhode Island	369,121	13,152	3.6%	--	--
South Carolina	1,014,964	0	0.0%	--	--
South Dakota	112,123	--	--	--	--
Tennessee	1,771,460	23,195	1.3%	--	--
Texas	5,413,456	157,921	2.9%	--	--
Utah	429,003	0	0.0%	--	--
Vermont	187,921	0	0.0%	--	--
Virgin Islands	--	--	--	--	--
Virginia	1,865,411	81,345	4.4%	--	--
Washington	1,831,646	0	0.0%	--	--
West Virginia	547,982	0	0.0%	--	--
Wisconsin	1,166,456	3,722	0.3%	53,722	4.6%
Wyoming	227	--	--	--	--

Notes: "--" indicates the state or territory does not operate a specific program type. "0" indicates that a state operated a program of this type in 2023, but had no enrollment to report as of July 1, 2023, or reported 0 LTSS enrollees within their Comprehensive Managed Care program.

Enrollment and user counts include both Medicaid-only and dually eligible individuals. For both types of enrollees, Medicaid covers LTSS. For dually eligible individuals, Medicaid may also cover Medicare cost-sharing for acute, primary care, and specialty services covered by Medicare and other non-LTSS services that are not covered by Medicare.

Map of State Counts of Users of MLTSS as of July 1, 2023



Note: This map represents the number of MLTSS users, not enrollees (which could include non-users of LTSS, most of whom are dually eligible individuals). Seven states (California, Iowa, Massachusetts, Ohio, Pennsylvania, Rhode Island, Wisconsin) and Puerto Rico were not able to report MLTSS users and instead reported MLTSS enrollment counts. Therefore, the category assigned to these seven states and Puerto Rico on the map may not be accurate.

Table 7. Number of Managed Care Programs Enrolling Certain Populations on a Mandatory or Voluntary Basis at any point in Calendar Year 2023

Features (N = Total Number of Programs) Enrollment (M = Mandatory, V = Voluntary) ²⁹	Comp. MCO (with or without MLTSS) (80): M	Comp. MCO (with or without MLTSS) (80): V	PCCM (9): M	PCCM (9): V	PCCM Entity (8): M	PCCM Entity (8): V	MLTSS (4): M	MLTSS (4): V	BHO (PIHP and/or PAHP) (12): M	BHO (PIHP and/or PAHP) (12): V	Dental (14): M	Dental (14): V	NEMT (16): M	NEMT (16): V	PACE (32): M	PACE (32): V	Other PHP (5): M	Other PHP (5): V
Low-income Adults	44	4	5	2	5	0	1	0	7	0	8	2	8	2	0	2	0	0
Aged, Blind, or Disabled Children or Adults	46	12	5	2	5	2	2	1	9	0	10	2	12	2	0	25	0	0
Non-Disabled Children (excluding children in foster care or receiving adoption assistance)	43	3	7	2	5	0	1	0	8	0	10	2	10	2	0	1	0	0
Individuals receiving Limited Benefits	16	1	2	2	2	0	0	0	3	0	3	2	4	2	0	1	0	1
Low-income adults not otherwise eligible and covered prior to 2014 under a waiver or other authority	42	5	3	2	4	1	1	0	6	0	9	2	8	1	0	2	0	0
Full Dually Eligible Individuals	28	25	0	1	2	1	3	1	7	2	8	2	12	2	0	28	0	1
Children with Special Health Care Needs	32	12	1	1	3	4	1	0	6	4	6	3	9	3	0	1	0	1
American Indians/Alaskan Natives (AI/AN)	18	46	4	4	3	5	1	3	3	6	6	7	10	1	0	21	0	1
Foster Care and Adoption Assistance Children (FC/AA)	29	18	1	6	3	5	1	0	6	4	6	2	11	1	0	0	0	1
Exempt populations - AI/AN or FC/AA ³⁰	AI/AN 5	FC/AA 21	AI/AN 1	FC/AA 1	AI/AN 0	FC/AA 0	AI/AN 0	FC/FA 3	AI/AN 0	FC/AA 0	AI/AN 0	FC/AA 3	AI/AN 2	FC/AA 1	AI/AN 4	FC/AA 19	AI/AN 1	FC/AA 1

²⁹ In some cases, the sum of mandatory and voluntary enrollment populations for any given program type is greater than the total number of programs of that type. That is because a state may treat individuals within a specific group differently. For example, a state can mandate enrollment for aged adults, while allowing blind and disabled adults to enroll voluntarily.

³⁰ Certain federal statutory authorities do not allow enrollment of individuals who are AI/AN or children receiving FC/AA. Where states use these authorities to operate Medicaid managed care, AI/AN individuals or children receiving FC/AA are considered "exempt."

Table 8. Number of Managed Care Program Types, by Quality-Related Requirements, Performance Incentives, and Provider Value Based Purchasing (VBP) Status at any point in Calendar Year 2023

Features (N = Total Number of Programs)	Comprehensive MCO (with or without MLTSS) (80)	PCCM (9)	PCCM Entity (8)	MLTSS (4)	BHO (PIHP and/or PAHP) (12)	Dental (14)	NEMT (16)	PACE (32)	Other PHP (5)
Quality and Data Collection: HEDIS data required	73	2	4	2	7	8	0	2	1
Quality and Data Collection: CAHPS data required	72	2	3	2	5	11	0	2	0
Quality and Data Collection: Accreditation required	21	2	0	1	5	3	0	1	0
Quality and Data Collection: EQRO contractor used	72	3	3	3	9	12	0	2	2
Performance Incentives: Payment bonuses/differentials to reward MCOs	42	2	3	3	3	2	0	2	0
Performance Incentives: Preferential auto-enrollment to reward MCOs	30	0	0	0	0	1	0	0	0
Performance Incentives: Public reports comparing MCO performance on key metrics	56	0	3	2	5	7	1	2	0
Performance Incentives: Withholds tied to performance metrics	41	0	2	2	2	6	1	0	0
Performance Incentives: MCOs/PHPs required or encouraged to pay providers for value/quality outcomes using shared-risk or shared-savings methods	63	0	2	2	6	7	0	2	0