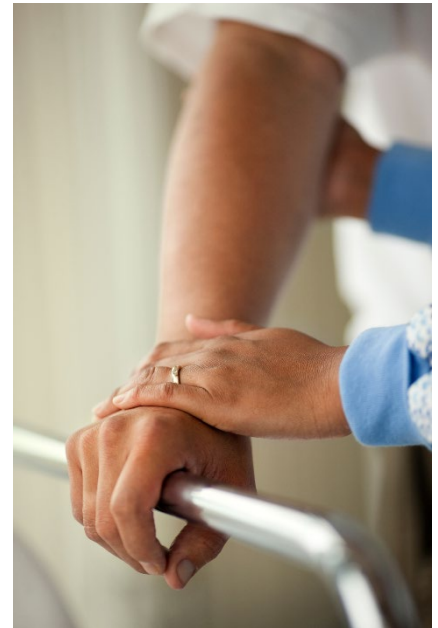




Medicaid Managed Care Enrollment and Program Characteristics 2022



Fall 2024

CONTENTS

Medicaid Managed Care Enrollment and Program Characteristics: 2022 1

 Summary 1

 Data Limitations 1

 Report Highlights 2

 Federal Authorities: Waivers and State Plan Amendments 3

 Key Terms, Acronyms, and Definitions 5

State and National Tables & Maps 10

 Table 1. State Medicaid Managed Care Enrollment Data Summary as of July 1, 2022 11

 Table 2. State Managed Care Enrollment by Program Type, All Eligibles as of July 1, 2022 14

 Table 3. Dually Eligible Individuals Enrolled in Managed Care by Program Type as of July 1, 2022 17

 Table 4. Share of Medicaid Enrollees in Any Managed Care and in Comprehensive Managed Care as of July 1, 2022 20

 Map of State Comprehensive Managed Care Penetration as of July 1, 2022 23

 Table 5. Enrollment by Program and Plan as of 2022 24

 Table 6. Medicaid Managed Long-Term Services and Supports (MLTSS) Program Users or Enrollees as of July 1, 2022 112

 Map of State Counts of Users of MLTSS as of July 1, 2022 114

 Table 7. Number of Managed Care Programs Enrolling Certain Populations on a Mandatory or Voluntary Basis at any point in Calendar Year 2022 115

 Table 8. Number of Managed Care Program Types, by Quality-Related Requirements, Performance Incentives, and Provider Value Based Purchasing (VBP) Status at any point in Calendar Year 2022 ... 116

Medicaid Managed Care Enrollment and Program Characteristics: 2022

Summary

This report provides summaries of the number of enrollees in Medicaid managed care programs at both the national and state levels as of July 1, 2022. The Centers for Medicare & Medicaid Services (CMS) collected the data and information presented in this report from all states and territories authorized to provide Medicaid managed care benefits and services.

National tables provide summary data on Medicaid managed care enrollment at the state, program, and managed care plan level, as well as program features including type of enrollment (mandatory or voluntary) by population group, quality assurance requirements, and use of performance incentives by managed care program type. For the purposes of this report, managed care plan refers to the entities defined under 42 CFR 438.2 — Managed Care Organizations (MCOs), Prepaid Inpatient Health Plans (PIHPs), Prepaid Ambulatory Health Plans (PAHPs), Primary Care Case Managers (PCCMs) and Primary Care Case Management Entities (PCCM entities). State tables summarize the characteristics of each managed care program including program type, geographic reach, federal operating authority, program start and end dates, beneficiary groups enrolled, services covered, quality assurance and improvement provisions, and the names of participating plans or providers.

In 2022 over 98 million Americans were enrolled in Medicaid with over 83 million enrollees receiving some or all their care through a Medicaid managed care plan. Total enrollment in Medicaid increased by 8.3% and total Medicaid managed care enrollment increased by 7.9%.

The increase in Medicaid enrollment was largely driven by the Families First Coronavirus Response Act (P.L. 116-127), which suspended disenrollment from Medicaid during the federal COVID-19 public health emergency (PHE).

Data Limitations

CMS conducted data validation and quality assurance activities on the enrollment data and program features provided by states. While efforts were made to resolve apparent errors, users of this report should be aware of the following limitations.

- First, states may differ in how they describe similar types of managed care programs; for example, some states list all of the benefits provided through a fee-for-service (FFS) delivery system that are coordinated by primary care case managers in their primary care case manager (PCCM) programs, while other states list only primary care case manager as the service covered under PCCM (as the remaining services are considered covered by the FFS delivery system).
- Second, states use different data systems to track the number of enrollees in each type of managed care program or plan, and the number of unduplicated enrollees in any type of managed care program, which may yield inconsistent results. If there was inconsistent data reported and the state could not provide unduplicated counts, this data was not reported. In some cases, states reported program or plan names that differ from those used in publicly available sources, including the 2021 edition of this report.

Questions regarding state- or territory-specific information in this report should be directed to the corresponding state or territory Medicaid official. Contact information is available on each state Medicaid agency's website at this link: <http://medicaiddirectors.org/about/medicaid-directors/>.

Report Highlights

Data from the Medicaid Managed Care Data Collection System (MMCDCS) in 2022 and previous years show the following trends:

- **In 2022 over 98 million Americans were enrolled in Medicaid with over 83 million enrollees receiving some or all their care through a Medicaid managed care plan.** Total enrollment in Medicaid increased by 8.3% and total Medicaid managed care enrollment across all types of managed care plans, including MCOs, PAHPs, PIHPs, PCCMs and PCCM entities increased by 7.9%.
- **Medicaid enrollment in comprehensive managed care organizations (MCOs) increased by 9 percent – from 67.6 million in 2021 to 73.6 million in 2022.** This increase likely reflects the continued impact of the temporary enrollment continuity provisions first put in place in March 2020 in response to the COVID-19 PHE. These provisions, which continued through April 2023, were a leading factor in the 15 percent increase in enrollment observed between 2020 and 2021.
- **Enrollment of people dually eligible for Medicare and Medicaid (referred to hereafter as dually eligible individuals) in comprehensive MCOs increased by 24 percent – from 3.2 million in 2021 to 3.9 million in 2022.** This is a change from the previous year, where enrollment of dually eligible individuals actually decreased from 3.3 million to 3.2 million. The percentage of dually eligible individuals enrolled in comprehensive MCOs increased from 28.3 percent in 2021 to 34.5 percent in 2022.
- **Enrollment in Behavioral Health Organizations (BHOs) continued to decrease slightly in 2022.** In 2022, 8.7 percent of all Medicaid beneficiaries were enrolled in BHO programs, compared with 9.0 percent in 2021. Although this is a small decrease, it is the third year in a row that BHO enrollment has declined.
- **Enrollment in managed dental programs increased from 14.1 million in 2021 to 15.6 million in 2022.** In 2022, 15.9 percent of all Medicaid beneficiaries were enrolled in managed dental programs, compared to 15.5 percent in 2021.
- **Unlike last year, managed care long-term services and support (MLTSS) programs overall experienced slight declines.** As of July 1, 2022, there were approximately 1.8 million reported MLTSS users nationwide, compared to 1.9 million reported users in 2021. This was driven by a significant year-over-year decline in the number of MLTSS users in three states, while over half of the states reporting MLTSS users in both years reported an overall decrease in the proportion of managed care enrollees utilizing MLTSS services.¹
- **The percentage of Medicaid beneficiaries enrolled in comprehensive managed care plans as a result of the ACA Medicaid expansion increased for the seventh straight year.** About 21.2 million low-income adults eligible for Medicaid under Section VIII of the ACA in 2022 were enrolled in comprehensive MCOs, as compared to 19.3 million in 2021 — a 9.9 percent increase.

¹ In Arkansas, the proportion of total managed care enrollees using LTSS services through a comprehensive MCO decreased from 67.8% to 2.0% between 2021 and 2022. Pennsylvania reported a decrease from 12.3% to 3.2%, while Ohio reported an increase from 0.9% to 5.0%.

Federal Authorities: Waivers and State Plan Amendments

Federal Authority	Description of Authority
1115(a)	States can apply for a Section 1115 demonstration to test experimental, pilot, or demonstration projects that promote the objectives of Medicaid and the Children's Health Insurance Program (CHIP).
1902(a)(70)	States can use Section 1902(a)(70) statutory authority to amend their Medicaid state plan to establish non-emergency medical transportation (NEMT) brokerage programs without regard to statutory requirements for comparability, geographic region served, and freedom of choice.
1905(t)	States can use Section 1905(t) statutory authority to create voluntary primary care case management (PCCM) managed care programs.
1915(a)	States can use Section 1915(a) statutory authority to enter into a voluntary contract with an entity to provide state plan services. Enrollment is voluntary.
1915(b)	States can use Section 1915(b) waivers to mandate enrollment of special populations into managed care delivery systems or otherwise limit beneficiaries' choice of providers.
1915(c)	States can use Section 1915(c) waivers to provide long-term services and supports (LTSS) in home and community settings rather than institutional settings. By using 1915(c) waivers concurrently with 1915(a), 1932(a), or 1915(b) authorities, states can provide LTSS through a managed care delivery system. Without a concurrent waiver authorizing a state to deliver these services through managed care, 1915(c) waiver services are delivered through a FFS delivery system.
1915(i)	States can use Section 1915(i) statutory authority to offer a variety of home and community-based services (HCBS) through the state plan, regardless of whether enrollees meet the institutional level of care. By using 1915(i) authority concurrently with 1915(a), 1932(a), or 1915(b) authorities, states can provide LTSS through a managed care delivery system. Without a concurrent waiver allowing a state to deliver these services through managed care, 1915(i) services are delivered through a FFS delivery system.
1915(j)	States can use Section 1915(j) statutory authority to offer self-directed personal assistance services provided under the state plan and/or section 1915(c) waivers. By using 1915(j) authority concurrently with 1915(a), 1932(a), or 1915(b) authorities, states can provide LTSS through a managed care delivery system. Without a concurrent waiver allowing a state to deliver these services through managed care, 1915(j) services are delivered through a FFS delivery system.
1915(k)	States can use Section 1915(k) statutory authority to provide home and community-based attendant services and supports (the "Community First Choice Option") under their state plan. By using 1915(k) authority concurrently with 1915(a), 1932(a), or 1915(b) authorities, states can provide LTSS through a managed care delivery system. Without a concurrent waiver allowing a state to deliver these services through managed care, 1915(k) services are delivered through a FFS delivery system.

**Federal
Authority****Description of Authority****1932(a)**

States can use Section 1932(a) statutory authority to mandate enrollment of Medicaid beneficiaries in managed care plans without section 1915(b) or 1115 waiver authority. However, certain groups are exempt from mandatory enrollment (for example, dually eligible individuals, American Indians/Alaska Natives, and children with special health care needs). Additionally, with exceptions for rural areas, the state must offer at least two managed care options.

1937

States can use Section 1937 statutory authority to provide alternative benefits tailored to meet the needs of certain Medicaid population groups, target residents in certain areas of the state, or provide services through specific delivery systems instead of following the traditional Medicaid benefit plan. The Affordable Care Act of 2010 amended Section 1937 by requiring states to provide an alternative benefit package to the newly eligible adult (Section VIII) Medicaid expansion population, which must cover 10 essential health benefits described in ACA Section 1302(b).

1945 and 1945A

States can use Section 1945 statutory authority to coordinate care for Medicaid beneficiaries who have chronic conditions and Section 1945A authority to support a family-centered system of care for children with medically complex conditions. Although Medicaid Health Homes are not a managed care delivery system, states can combine these authorities with a managed care authority such as 1915(a), 1932(a), or 1915(b) to provide health home services through managed care plans.

Key Terms, Acronyms, and Definitions

Term	Acronym	Definition
<i>Affordable Care Act</i>	ACA	The Patient Protection and Affordable Care Act is a federal law that was passed in 2010. Among other provisions, it authorized states to expand Medicaid coverage to non-pregnant, childless, low-income adults with household incomes up to 138 percent of the federal poverty level without a waiver or other special authority.
<i>American Indians/Alaska Natives</i>	AI/AN	Medicaid is available to qualifying federally recognized American Indians and Alaska Natives (AI/AN). AI/AN eligible for services from the Indian Health Service, tribal health programs, or urban Indian programs (known as I/T/Us), are exempt from enrollment in certain types of Medicaid managed care programs and, if enrolled, can continue to get services through an I/T/U even if the I/T/U is not a provider in the managed care network.
<i>Behavioral Health Organization</i>	BHO	A managed care plan specializing in coverage of behavioral health (mental health and/or substance use disorder) services on a prepaid basis.
<i>Centers for Medicare & Medicaid Services</i>	CMS	The federal agency that administers the Medicare and Medicaid programs.
<i>Comprehensive Managed Care Organization</i>	Comprehensive MCO	For the purposes of this data collection and report, this term refers to managed care plans that cover all acute, primary and specialty medical services; some also cover behavioral health and long-term services and supports. Plans that qualify as MCOs include Health Maintenance Organizations (HMOs) and Health Insuring Organizations (HIOs) in California.
<i>Consumer Assessment of Healthcare Providers and Systems</i>	CAHPS	Surveys that ask consumers and patients about their experiences with health care services and health plans. Some states require health plans to submit data/results from CAHPS surveys of managed care enrollees.
<i>Dental Prepaid Ambulatory Health Plan</i>	Dental PAHP	A limited-benefit plan that only covers dental services.
<i>People dually eligible for Medicare and Medicaid (also referred to as dually eligible individuals)</i>	–	Individuals who are eligible for Medicare and eligible to receive: (1) all state Medicaid benefits (“full duals”) or (2) state coverage of Medicare premiums and/or cost sharing, without coverage of all state Medicaid benefits (“partial duals”).
<i>Early and Periodic Screening, Diagnostic and Treatment services</i>	EPSDT	States are required to cover the following services for all Medicaid-eligible children and youth under age 21: periodic screenings to identify physical and mental conditions as well as vision, hearing, and dental needs; and follow-up diagnostic and treatment services to correct conditions identified during a screening.
<i>External Quality Review Organization</i>	EQRO	An organization that meets competence and independence requirements set forth in 42 CFR 438.354, and performs external quality review, other EQR-related activities as set forth in 42 CFR 438.358, or both.

Term	Acronym	Definition
<i>Federally Qualified Health Center</i>	FQHC	Provides comprehensive health services in underserved communities and must offer a sliding fee scale; receives grants under Section 330 of the Public Health Service Act.
<i>Fee-For-Service</i>	FFS	A delivery system in which the state reimburses providers directly for each individual service rendered.
<i>Healthcare Effectiveness Data and Information Set</i>	HEDIS	A collection of performance measures and technical specifications that certain Medicaid managed care programs are required to use and submit to the state(s) in which they operate. HEDIS measures/definitions are produced and maintained by the National Committee for Quality Assurance (NCQA).
<i>Home and Community- Based Services</i>	HCBS	Services and supports provided in home or community settings to Medicaid beneficiaries who need assistance with activities of daily living; commonly offered to older adults and/or individuals with mental illnesses, intellectual or developmental disabilities, traumatic brain injuries and/or physical disabilities.
<i>Intellectual/ Developmental Disabilities</i>	IDD	An individual with an intellectual functioning level (IQ) below 70-75, limitations in adaptive skills, and had the condition start before the age of nineteen.
<i>Intermediate Care Facility</i>	ICF	An optional Medicaid benefit to provide treatment in an institutional care setting for individuals with intellectual disabilities.
<i>Institution for Mental Disease services</i>	IMD	Services furnished by a hospital, nursing facility, or other institution of more than 16 beds that is primarily engaged in providing diagnosis, treatment, or care of persons with mental diseases, including medical attention, nursing care, and related services. Whether an institution is an IMD is determined by its overall character as that of a facility established and maintained primarily for the care and treatment of individuals with mental diseases, whether it is licensed as such. The facility must be a hospital providing psychiatric or substance use disorder inpatient care or a sub-acute facility providing psychiatric or substance use disorder crisis residential services; length of stay must be for a short term stay of no more than 15 days during the period of the monthly capitation payment. The provision of inpatient psychiatric or substance use disorder treatment in an IMD must meet the requirements for in lieu of services and settings.
<i>Long-term Services and Supports</i>	LTSS	Services and supports provided to beneficiaries of all ages who have functional limitations and/or chronic illnesses that have the primary purpose of supporting the ability of the beneficiary to live or work in the setting of their choice, which may include the individual's home, a worksite, a provider-owned or controlled residential setting, a nursing facility, or other institutional setting.

Term	Acronym	Definition
<i>Managed Long Term Services and Supports</i>	MLTSS	The delivery of LTSS, such as nursing home care and HCBS, through capitated Medicaid managed care programs. MLTSS programs may cover: (1) LTSS in addition to medical care through comprehensive MCOs, or (2) only LTSS benefits through PIHPs or PAHPs, referred to as MLTSS-only programs.
<i>Medicaid</i>	—	A health care program providing coverage for eligible low-income adults, children, pregnant women, adults over the age of 65 and people with disabilities. Medicaid is jointly administered and funded by states and the federal government, according to federal rules.
<i>Medicaid Managed Care</i>	—	The delivery of Medicaid benefits, case management or other functions through contracted arrangements between state Medicaid agencies and managed care plans. Risk-based MCOs, PIHPs and PAHPs accept a set per member per month (capitation) payment for providing these benefits and other contractual functions. Some PIHPs and PAHPs operate under a non-risk contract whereby the plan is not at financial risk for utilization change or costs incurred that do not exceed the upper payment limits, and may be reimbursed at the end of the contract period on the basis of the incurred costs. PCCMs and PCCM entities are paid a monthly case management fee for performing the associated function(s).
<i>Medicaid State Plan</i>	—	An agreement between a state and the federal government describing how that state administers its Medicaid program, including eligibility, services covered, reimbursement, and administrative activities.
<i>Medicaid State Plan Amendment</i>	Medicaid SPA	When a state wants to make a change to its Medicaid program policies or operational approach, it submits an amendment to the state plan to CMS for review and approval.
<i>Medicaid Waivers</i>	—	Statutory authorities under which the Secretary of Health and Human Services, upon the request of a state, may authorize the state to receive federal Medicaid matching funds for expenditures when the benefits, populations covered, or other program features deviate from requirements or limitations set forth in federal statute.
<i>Medicare</i>	—	A health care program for individuals ages 65 and older, and individuals under age 65 with certain disabilities; administered and funded by the federal government.
<i>Mental Health</i>	MH	An individual's psychological and emotional state. Mental health disorders affect how individuals relate to each other and make choices, and may include changes in thinking, mood, and/or behavior.
<i>Non-Emergency Medical Transportation</i>	NEMT	A program that covers transportation to and from medically necessary health care services.
<i>Prepaid Health Plan</i>	PHP	Prepaid ambulatory or inpatient health plans that cover a limited set of benefits, such as behavioral health, long-term care, dental, or transportation.

Term	Acronym	Definition
<i>Prepaid Ambulatory Health Plan</i>	PAHP	A managed care plan that provides services to enrollees under contract with the state and on the basis of capitation payments, or other payment arrangements that do not use state plan payment rates. A PAHP does not provide or arrange for the provision of any inpatient hospital or institutional services for its enrollees and does not have a comprehensive risk contract.
<i>Prepaid Inpatient Health Plan</i>	PIHP	A managed care plan that provides services to enrollees under contract with the state and on the basis of capitation payments, or other payment arrangements that do not use state plan payment rates. A PIHP provides, arranges for, or otherwise has responsibility for the provision of any inpatient hospital or institutional services for its enrollees and does not have a comprehensive risk contract.
<i>Presumptive Eligibility</i>	–	An option available to states to extend limited Medicaid coverage from the point a provider determines that an individual's income does not exceed the eligibility threshold until a formal determination of eligibility is made.
<i>Primary Care Case Manager</i>	PCCM	A system under which a primary care case manager contracts with the state to furnish case management services (including the location, coordination, and monitoring or primary care services) or provides a defined set of functions to Medicaid enrollees.
<i>Primary Care Case Management Entity</i>	PCCM Entity	An organization that provides any of the following functions, in addition to providing primary care case management services for the state: (1) intensive telephonic or face-to-face case management, including operation of a nurse triage advice line; (2) development of enrollee care plans; (3) execution of contracts with and/or oversight responsibilities for the activities of FFS providers in the FFS program; (4) payments to FFS providers on behalf of the state; (5) enrollee outreach and education activities; (6) operation of a customer service call center; (7) review of provider claims, utilization and practice patterns to conduct provider profiling and/or practice improvement; (8) implementation of quality improvement activities, including administering enrollee satisfaction surveys or collecting data necessary for performance measurement of providers; (9) coordination with behavioral health systems/providers; and/or (10) coordination with LTSS systems/providers.
<i>Program of All-inclusive Care for the Elderly</i>	PACE	A program that provides prepaid, capitated comprehensive medical and social services in an adult day health center, as well as in-home and referral services according to a participant's needs. To qualify, individuals must: (1) be 55 years of age or older, (2) meet a nursing home level of care, and (3) live in a PACE organization service area.
<i>Section VIII</i>	–	Section VIII of the ACA authorized the expansion of Medicaid coverage to non-pregnant, childless, low-income adults with household income up to 138 percent of the federal poverty level, who could previously be covered only under a waiver or other special authority.

Term	Acronym	Definition
<i>Substance Use Disorder</i>	SUD	Individuals who recurrently use alcohol and/or drugs and experience significant clinical and functional impairment that may include health issues, disability and/or failure to meet daily responsibilities.
<i>Value Based Payment or Value Based Purchasing</i>	VBP	A range of policies that use financial and non-financial incentives to encourage improvements in performance at multiple levels (e.g., provider, MCO) within the health system.

State and National Tables & Maps

Table 1. State Medicaid Managed Care Enrollment Data Summary as of July 1, 2022

State or Territory	Total Medicaid Enrollees ²	Total Medicaid Enrollment in Any Type of Managed Care ³	Medicaid Enrollment in Comprehensive Managed Care ⁴	Medicaid Enrollment in Comprehensive MCOs Under ACA Section VIII Expansion ⁵
TOTALS	98,019,715	83,331,189	73,639,082	21,232,035
Alabama	1,287,819	1,028,114	179	0
Alaska ⁶	254,283	0	0	0
American Samoa	n/a	n/a	n/a	n/a
Arizona	2,412,424	2,066,895	1,938,718	654,153
Arkansas	1,763,975	1,707,791	64,026	3,664
California	15,136,020	12,841,729	12,781,265	4,354,086
Colorado	1,608,310	1,544,749	4,525	83,198
Connecticut ⁷	1,140,225	0	0	0
Delaware	302,869	268,117	261,758	85,300
District of Columbia	300,381	288,796	259,159	83,046
Florida	5,399,695	5,076,398	4,202,917	0
Georgia	2,734,003	2,416,856	2,008,026	0
Guam	n/a	n/a	n/a	n/a
Hawaii	450,268	450,159	450,159	383,844
Idaho	424,893	404,124	25,689	0
Illinois	3,726,082	2,796,521	2,796,521	711,004
Indiana	2,070,992	1,659,715	1,659,715	506,135
Iowa	803,050	761,121	753,561	239,789
Kansas	525,725	443,835	443,835	0
Kentucky	1,651,543	1,494,070	1,494,070	543,684
Louisiana	1,985,537	1,839,327	1,694,452	728,952

² The “Total Medicaid Enrollees” column represents an unduplicated count of all beneficiaries in FFS and any type of managed care, including Medicaid-only and dually eligible individuals receiving full Medicaid benefits or Medicaid cost sharing.

³ The “Total Medicaid Enrollment in Any Type of Managed Care” column represents an unduplicated count of beneficiaries enrolled in any Medicaid managed care program, including comprehensive MCOs, limited benefit plans such as prepaid inpatient and ambulatory health plans, PCCM programs, and PCCM entities.

⁴ The “Medicaid Enrollment in Comprehensive Managed Care” column represents an unduplicated count of Medicaid beneficiaries enrolled in a managed care plan that provides comprehensive benefits (acute, primary care, specialty, and any other), or PACE program. It excludes beneficiaries who are enrolled in a Financial Alignment Demonstration Medicare-Medicaid Plan as their only form of managed care.

⁵ The “Medicaid Enrollment in Comprehensive MCOs Under ACA Section VIII Expansion” column is a subset of the total reported in column C and includes individuals who are enrolled in comprehensive MCOs and are low-income adults, with or without dependent children, eligible for Medicaid under ACA Section VIII.

⁶ Total Medicaid Enrollment as of July 1, 2022, was taken from the July - September 2022 enrollment data collected through the Medicaid Budget and Expenditure System accessed April 18, 2024. See <https://data.medicare.gov/dataset/6c114b2c-cb83-559b-832f-4d8b06d6c1b9/>.

⁷ Ibid.

State or Territory	Total Medicaid Enrollees ²	Total Medicaid Enrollment in Any Type of Managed Care ³	Medicaid Enrollment in Comprehensive Managed Care ⁴	Medicaid Enrollment in Comprehensive MCOs Under ACA Section VIII Expansion ⁵
Maine	393,783	345,429	0	0
Maryland	1,734,624	1,496,250	1,496,250	430,370
Massachusetts	2,091,955	1,387,657	848,004	187,809
Michigan	3,092,404	3,074,187	3,074,159	782,520
Minnesota	1,348,563	1,168,879	1,180,108	272,666
Mississippi	858,687	367,137	365,169	129,351
Missouri	1,278,851	1,016,503	1,016,515	196,572
Montana	289,659	243,475	0	0
Nebraska	374,783	373,534	373,492	73,575
Nevada	923,168	839,650	698,726	309,929
New Hampshire	256,087	236,926	236,926	88,966
New Jersey	2,022,155	1,950,681	2,019,216	741,398
New Mexico	984,008	814,749	814,749	270,613
New York	7,589,766	5,889,363	5,640,784	4,591,341
North Carolina	2,804,306	2,245,044	1,700,679	0
North Dakota	133,631	95,076	36,865	36,680
Northern Mariana Islands	n/a	n/a	n/a	n/a
Ohio	3,425,876	2,962,997	2,962,985	909,685
Oklahoma	1,273,948	824,413	713	0
Oregon	1,393,623	1,265,779	1,265,779	602,315
Pennsylvania	3,534,344	3,484,439	3,288,966	1,297,110
Puerto Rico	1,597,058	1,594,058	1,594,058	600,145
Rhode Island	357,304	351,133	300,893	106,042
South Carolina	1,550,759	1,060,312	1,045,650	0
South Dakota	149,096	104,455	0	0
Tennessee	1,817,119	1,697,632	1,697,632	0
Texas	5,543,480	5,328,691	5,295,360	0
Utah	477,832	449,492	396,559	83,116
Vermont	199,989	134,347	134,337	57,962
Virgin Islands	n/a	n/a	n/a	n/a
Virginia	1,978,005	1,794,045	1,794,045	61,567
Washington	2,229,539	1,894,623	1,894,623	810,527
West Virginia	660,068	589,322	521,017	214,921
Wisconsin	1,593,772	1,162,594	1,106,248	0

State or Territory	Total Medicaid Enrollees ²	Total Medicaid Enrollment in Any Type of Managed Care ³	Medicaid Enrollment in Comprehensive Managed Care ⁴	Medicaid Enrollment in Comprehensive MCOs Under ACA Section VIII Expansion ⁵
Wyoming ⁸	83,379	0	0	0

Note: "n/a" indicates that a state or territory was either not able to report data or does not operate a managed care program.

⁸ Total Medicaid Enrollment as of July 1, 2022, was taken from the July - September 2022 enrollment data collected through the Medicaid Budget and Expenditure System accessed April 18, 2024. See <https://data.medicaid.gov/dataset/6c114b2c-cb83-559b-832f-4d8b06d6c1b9/>.

Table 2. State Managed Care Enrollment by Program Type, All Eligibles as of July 1, 2022

State or Territory	Total Medicaid Enrollees ⁹	Comprehensive MCO (with or without MLTSS) ¹⁰	PCCM	PCCM entity	MLTSS only	BHO (PIHP and/or PAHP)	Dental	Transportation	PACE	Other
TOTALS	98,019,715	71,877,483	2,609,121	3,540,184	376,907	8,513,386	15,615,556	12,011,628	64,253	601,869
Alabama	1,287,819	--	--	1,027,935	--	--	--	--	179	--
Alaska ¹¹	254,283	--	--	--	--	--	--	--	--	--
American Samoa	n/a	n/a	n/a	n/a	n/a	n/a	n/a	n/a	n/a	n/a
Arizona	2,412,424	1,938,718	--	--	64,311	63,866	--	--	--	--
Arkansas	1,763,975	63,088	922,951	--	--	--	790,615	1,066,599	938	--
California	15,136,020	12,764,684	--	--	--	--	960,281	--	16,581	--
Colorado	1,608,310	--	--	1,511,124	--	--	--	--	4,525	--
Connecticut ¹²	1,140,225	--	--	--	--	--	--	--	--	--
Delaware	302,869	261,488	--	--	--	--	--	268,117	270	--
District of Columbia	300,381	259,159	--	--	--	--	--	29,637	--	--
Florida	5,399,695	4,200,391	--	--	--	--	4,239,522	284,683	2,526	536,159
Georgia	2,734,003	2,008,026	--	--	--	--	--	2,160,715	--	62,723
Guam	n/a	n/a	n/a	n/a	n/a	n/a	n/a	n/a	n/a	n/a
Hawaii	450,268	450,159	--	--	--	--	--	--	--	--
Idaho	424,893	25,689	328,976	--	--	378,435	404,124	404,124	--	--
Illinois	3,726,082	2,796,521	--	--	--	--	--	--	--	--
Indiana	2,070,992	1,659,261	--	--	--	--	--	--	454	--
Iowa	803,050	752,949	--	--	--	--	760,782	11,676	612	--
Kansas	525,725	442,962	--	--	--	--	--	--	873	--
Kentucky	1,651,543	1,494,070	--	--	--	--	--	1,494,070	--	--
Louisiana	1,985,537	1,694,042	--	--	--	140,471	1,838,441	--	410	--

⁹ The "Total Medicaid Enrollees" column represents an unduplicated count of all beneficiaries in FFS and any type of managed care, including Medicaid-only and dually eligible individuals receiving full Medicaid benefits or Medicaid cost sharing.

¹⁰ Comprehensive MCOs cover acute, primary, and specialty medical care services; they may also cover behavioral health, LTSS, and other benefits in some states. Limited benefit managed care programs, including PCCM, PCCM entity, MLTSS-only, BHO, Dental, Transportation, and Other cover a narrower set of services.

¹¹ Total Medicaid Enrollment as of July 1, 2022, was taken from the July - September 2022 enrollment data collected through the Medicaid Budget and Expenditure System accessed April 18, 2024. See <https://data.medicaid.gov/dataset/6c114b2c-cb83-559b-832f-4d8b06d6c1b9/>.

¹² Ibid.

State or Territory	Total Medicaid Enrollees ⁹	Comprehensive MCO (with or without MLTSS) ¹⁰	PCCM	PCCM entity	MLTSS only	BHO (PIHP and/or PAHP)	Dental	Transportation	PACE	Other
Maine	393,783	--	0	--	--	--	--	345,429	--	--
Maryland	1,734,624	1,496,141	--	--	--	--	--	--	109	--
Massachusetts	2,091,955	842,924	112,733	449,121	--	624,711	--	--	5,080	--
Michigan	3,092,404	3,069,866	--	--	11,355	2,897,223	1,159,753	--	4,293	--
Minnesota	1,348,563	1,180,108	--	--	--	--	--	--	--	--
Mississippi	858,687	365,169	--	--	--	--	--	--	--	--
Missouri	1,278,851	1,016,503	--	--	--	--	--	272,717	12	--
Montana	289,659	--	247,719	--	--	--	--	--	--	--
Nebraska	374,783	373,286	--	--	--	--	372,705	--	206	--
Nevada	923,168	698,726	--	--	--	--	698,448	839,650	--	--
New Hampshire	256,087	236,926	--	--	--	--	--	--	--	--
New Jersey	2,022,155	2,018,064	--	--	--	--	--	1,499,339	1,152	--
New Mexico	984,008	814,349	--	--	--	--	--	--	400	--
New York	7,589,766	5,633,689	--	--	248,579	--	--	--	7,095	--
North Carolina	2,804,306	1,698,648	--	548,225	--	536,329	--	--	2,031	--
North Dakota	133,631	36,680	67,874	--	--	--	--	--	185	--
Northern Mariana Islands	n/a	n/a	n/a	n/a	n/a	n/a	n/a	n/a	n/a	n/a
Ohio	3,425,876	2,962,334	--	--	--	--	--	--	651	--
Oklahoma	1,273,948	--	824,413	--	--	--	--	1,273,948	713	--
Oregon	1,393,623	1,264,162	--	--	--	--	--	--	1,617	--
Pennsylvania	3,534,344	3,281,244	--	--	--	3,326,273	--	742,598	7,722	182
Puerto Rico	1,597,058	1,594,058	--	--	--	--	--	--	--	--
Rhode Island	357,304	300,495	--	--	--	--	134,096	350,130	398	--
South Carolina	1,550,759	1,045,162	--	1,003	--	--	--	--	488	--
South Dakota	149,096	--	104,455	--	--	--	--	--	--	--
Tennessee ¹³	1,817,119	****	--	--	--	--	--	--	286	--
Texas	5,543,480	5,294,263	--	--	--	--	4,023,171	--	1,097	--

¹³ Tennessee did not provide a count of unduplicated enrollees in comprehensive MCO programs. Therefore, this value is listed as missing in Table 2. In the 2021 MMCDCS Tennessee reported 1,596,211 enrollees in comprehensive MCO programs.

State or Territory	Total Medicaid Enrollees ⁹	Comprehensive MCO (with or without MLTSS) ¹⁰	PCCM	PCCM entity	MLTSS only	BHO (PIHP and/or PAHP)	Dental	Transportation	PACE	Other
Utah	477,832	396,559	--	--	--	362,219	233,618	379,916		--
Vermont	199,989	134,337	--	--	--	--	--	--	--	--
Virgin Islands	n/a	n/a	n/a	n/a	n/a	n/a	n/a	n/a	n/a	n/a
Virginia	1,978,005	1,792,399	--	--	--	--	--	--	1,646	--
Washington	2,229,539	1,893,433	--	2,776	--	182,980	--	--	1,190	--
West Virginia	660,068	521,017	--	--	--	--	--	588,280	--	--
Wisconsin	1,593,772	1,105,734	--	--	52,662	879	--	--	514	2,805
Wyoming ¹⁴	83,379	--	--	--	--	--	--	--	--	--

Note: "n/a" indicates that a state or territory was either not able to report data or does not have a managed care program. "--" indicates states that do not operate programs of the given type. "0" indicates that a state operated a program of this type in 2022, but it ended before July 1 or began after that date. Because Medicaid beneficiaries may be concurrently enrolled in more than one type of managed care program (e.g., a Comprehensive MCO and a BHO), users should not sum enrollment across all program types, since the total would count individuals more than once and, in some states, exceed the actual number of Medicaid enrollees. Comprehensive MCOs cover acute, primary, and specialty medical care services; they may also cover behavioral health, LTSS, and other benefits in some states. Limited benefit managed care programs, including PCCM, PCCM entity, MLTSS-only, BHO, Dental, Transportation, and Other cover a narrower set of services.

¹⁴ Total Medicaid Enrollment as of July 1, 2022, was taken from the July - September 2022 enrollment data collected through the Medicaid Budget and Expenditure System accessed April 18, 2024. See <https://data.medicaid.gov/dataset/6c114b2c-cb83-559b-832f-4d8b06d6c1b9/>.

Table 3. Dually Eligible Individuals Enrolled in Managed Care by Program Type as of July 1, 2022

State or Territory	Total dually eligible individuals ¹⁵	Comprehensive MCO (with or without MLTSS)	PCCM	PCCM entity	MLTSS-only	BHO (PIHP and/or PAHP)	Dental	Transportation	PACE	Other
TOTALS	11,329,890	3,912,270	157,933	289,331	299,013	762,954	594,393	1,053,509	51,115	256,858
Alabama	228,339	--	--	18,983	--	--	--	--	163	--
Alaska	n/a	--	--	--	--	--	--	--	--	--
American Samoa	n/a	n/a	n/a	n/a	n/a	n/a	n/a	n/a	n/a	n/a
Arizona	263,180	139,969	--	--	29,464	15,112	--	--	--	--
Arkansas	153,050	6,904	153,050	--	--	--	74,216	75,684	461	--
California	1,559,182	1,020,629	--	--	--	--	68,405	--	10,651	--
Colorado	142,508	--	--	101,683	--	--	--	--	4,282	--
Connecticut	n/a	--	--	--	--	--	--	--	--	--
Delaware	23,421	14,146	--	--	--	--	--	17,901	266	--
District of Columbia	41,101	15,403	--	--	--	--	--	18,304	--	--
Florida	979,800	173,138	--	--	--	--	173,087	42,053	2,351	256,765
Georgia	390,739	0	--	--	--	--	--	0	--	0
Guam	n/a	n/a	n/a	n/a	n/a	n/a	n/a	n/a	n/a	n/a
Hawaii	39,522	39,522	--	--	--	--	--	--	--	--
Idaho	53,001	25,689	4,883	--	--	6,543	32,232	32,232	--	--
Illinois	456,554	0	--	--	--	--	--	--	--	--
Indiana	251,845	14,449	--	--	--	--	--	--	419	--
Iowa	96,950	72,835	--	--	--	--	73,189	841	578	--
Kansas	93,763	44,244	--	--	--	--	--	--	0	--
Kentucky	196,403	78,422	--	--	--	--	--	104,585	--	--
Louisiana	261,993	2,371	--	--	--	128,726	135,648	--	393	--
Maine	93,532	--	0	--	--	--	--	59,045	--	--
Maryland	174,112	0	--	--	--	--	--	--	0	--
Massachusetts	377,275	65,632	0	0	--	0	--	--	4,788	--
Michigan	51,546	47,433	--	--	10,586	0	0	--	4,086	--
Minnesota	43,465	42,963	--	--	--	--	--	--	--	--

¹⁵ The "Total dually eligible individuals" column represents an unduplicated count of all beneficiaries in FFS and any type of managed care, including enrollees receiving full Medicaid benefits or Medicaid cost sharing.

State or Territory	Total dually eligible individuals ¹⁵	Comprehensive MCO (with or without MLTSS)	PCCM	PCCM entity	MLTSS-only	BHO (PIHP and/or PAHP)	Dental	Transportation	PACE	Other
Mississippi	0	0	--	--	--	--	--	--	--	--
Missouri	211,620	0	--	--	--	--	--	175,613	10	--
Montana	30,204	--	0	--	--	--	--	--	--	--
Nebraska	38,314	37,518	--	--	--	--	37,490	--	181	--
Nevada	91,338	0	--	--	--	--	0	0	--	--
New Hampshire	37,638	21,283	--	--	--	--	--	--	--	--
New Jersey	199,783	283,013	--	--	--	--	--	182,983	1,034	--
New Mexico	46,254	46,254	--	--	--	--	--	--	384	--
New York	1,057,154	57,326	--	--	216,658	--	--	--	4,870	--
North Carolina	401,840	465	--	168,661	--	181,104	--	--	1,929	--
North Dakota	17,677	0	0	--	--	--	--	--	175	--
Northern Mariana Islands	n/a	n/a	n/a	n/a	n/a	n/a	n/a	n/a	n/a	n/a
Ohio	395,829	147,777	--	--	--	--	--	--	532	--
Oklahoma	133,713	--	0	--	--	--	--	133,713	623	--
Oregon	100,539	98,998	--	--	--	--	--	--	1,541	--
Pennsylvania	512,383	370,173	--	--	--	394,973	--	87,571	7,287	93
Puerto Rico	370,273	370,273	--	--	--	--	--	--	--	--
Rhode Island	45,271	5,151	--	--	--	--	60	42,694	358	--
South Carolina	172,796	359	--	4	--	--	--	--	447	--
South Dakota	19,173	--	0	--	--	--	--	--	--	--
Tennessee	285,069	167,802	--	--	--	--	--	--	273	--
Texas	702,582	310,012	--	--	--	--	0	--	1,041	--
Utah	37,689	29,827	--	--	--	36,496	66	33,327	--	--
Vermont	34,888	796	--	--	--	--	--	--	--	--
Virgin Islands	n/a	n/a	n/a	n/a	n/a	n/a	n/a	n/a	n/a	n/a
Virginia	139,708	136,143	--	--	--	--	--	--	1,507	--
Washington	113,005	0	--	0	--	0	--	--	0	--
West Virginia	95,728	0	--	--	--	--	--	46,963	--	--
Wisconsin	68,141	25,351	--	--	42,305	0	--	--	485	0
Wyoming	n/a	--	--	--	--	--	--	--	--	--

Note: "n/a" indicates that a state or territory was not able to report data or does not have a managed care program. "--" indicates states that do not operate programs of the given type. "0" indicates that a state operated a program of this type in 2022, but it ended before July 1 or began after that date. Because dually eligible individuals may be concurrently enrolled in more than one type of managed care program (e.g., a comprehensive MCO and a BHO), users should not sum enrollment across all program types, since the total would count individuals more than once and, in some states, exceed the actual number of Medicaid enrollees. Comprehensive MCOs cover acute, primary, and specialty medical care services; they may also cover behavioral health, LTSS, and other benefits in some states. Limited benefit managed care programs, including PCCM, PCCM entity, MLTSS-only, BHO, Dental, Transportation, and Other cover a narrower set of services.

Table 4. Share of Medicaid Enrollees in Any Managed Care and in Comprehensive Managed Care as of July 1, 2022

State or Territory	Total Medicaid Enrollees ¹⁶	Total Medicaid Enrollment in Any Type of Managed Care ¹⁷ : Number of Individuals	Total Medicaid Enrollment in Any Type of Managed Care ¹⁸ : Percent of all Medicaid Enrollees	Medicaid Enrollment in Comprehensive Managed Care ¹⁹ : Number of Individuals	Medicaid Enrollment in Comprehensive Managed Care ²⁰ : Percent of all Medicaid Enrollees
TOTALS	98,019,715	83,331,189	85.0%	73,639,082	75.1%
Alabama	1,287,819	1,028,114	79.8%	179	0.0%
Alaska ²¹	254,283	0	0.0%	0	0.0%
American Samoa	n/a	n/a	n/a	n/a	n/a
Arizona	2,412,424	2,066,895	85.7%	1,938,718	80.4%
Arkansas	1,763,975	1,707,791	96.8%	64,026	3.6%
California	15,136,020	12,841,729	84.8%	12,781,265	84.4%
Colorado	1,608,310	1,544,749	96.0%	4,525	0.3%
Connecticut ²²	1,140,225	0	0.0%	0	0.0%
Delaware	302,869	268,117	88.5%	261,758	86.4%
District of Columbia	300,381	288,796	96.1%	259,159	86.3%
Florida	5,399,695	5,076,398	94.0%	4,202,917	77.8%
Georgia	2,734,003	2,416,856	88.4%	2,008,026	73.4%
Guam	n/a	n/a	n/a	n/a	n/a
Hawaii	450,268	450,159	99.9%	450,159	99.9%
Idaho	424,893	404,124	95.1%	25,689	6.0%
Illinois	3,726,082	2,796,521	75.1%	2,796,521	75.1%
Indiana	2,070,992	1,659,715	80.1%	1,659,715	80.1%
Iowa	803,050	761,121	94.8%	753,561	93.8%

¹⁶ The "Total Medicaid Enrollees" column represents an unduplicated count of all beneficiaries in FFS and any type of managed care, including Medicaid-only and dually eligible individuals receiving full Medicaid benefits or Medicaid cost sharing.

¹⁷ The "Total Medicaid Enrollment in Any Type of Managed Care" column represents an unduplicated count of beneficiaries enrolled in any Medicaid managed care program, including comprehensive MCOs, limited benefit MCOs, PCCMs, and PCCM entities.

¹⁸ Ibid.

¹⁹ The "Medicaid Enrollment in Comprehensive Managed Care" column represents an unduplicated count of Medicaid beneficiaries enrolled in a managed care plan that provides comprehensive benefits (acute, primary care, specialty, and any other), as well as PACE programs. It excludes beneficiaries who are enrolled in a Financial Alignment Initiative Medicare-Medicaid Plan as their only form of managed care.

²⁰ Ibid.

²¹ Total Medicaid Enrollment as of July 1, 2022, was taken from the July - September 2022 enrollment data collected through the Medicaid Budget and Expenditure System accessed April 18, 2024. See <https://data.medicaid.gov/dataset/6c114b2c-cb83-559b-832f-4d8b06d6c1b9/>.

²² Ibid.

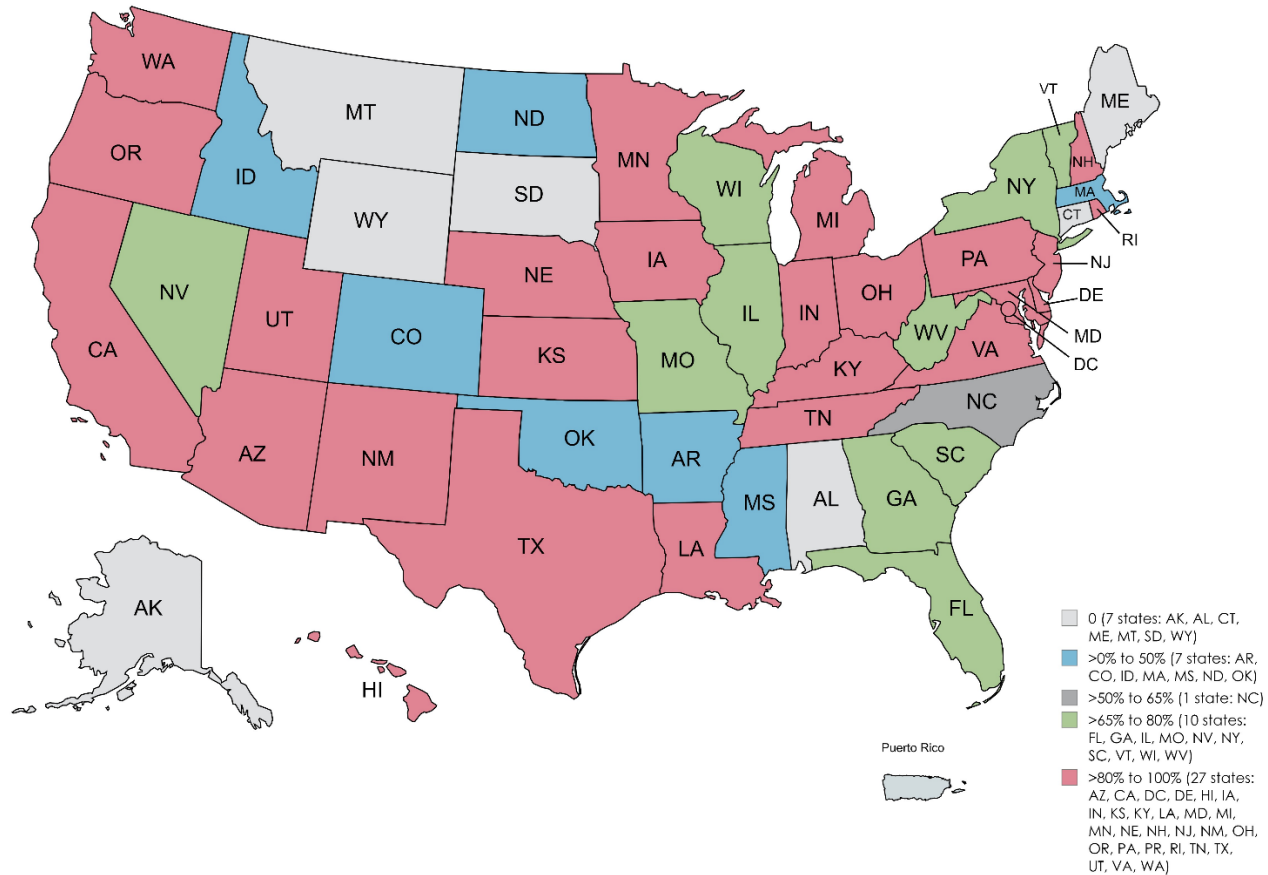
State or Territory	Total Medicaid Enrollees ¹⁶	Total Medicaid Enrollment in Any Type of Managed Care ¹⁷ : Number of Individuals	Total Medicaid Enrollment in Any Type of Managed Care ¹⁸ : Percent of all Medicaid Enrollees	Medicaid Enrollment in Comprehensive Managed Care ¹⁹ : Number of Individuals	Medicaid Enrollment in Comprehensive Managed Care ²⁰ : Percent of all Medicaid Enrollees
Kansas	525,725	443,835	84.4%	443,835	84.4%
Kentucky	1,651,543	1,494,070	90.5%	1,494,070	90.5%
Louisiana	1,985,537	1,839,327	92.6%	1,694,452	85.3%
Maine	393,783	345,429	87.7%	0	0.0%
Maryland	1,734,624	1,496,250	86.3%	1,496,250	86.3%
Massachusetts	2,091,955	1,387,657	66.3%	848,004	40.5%
Michigan	3,092,404	3,074,187	99.4%	3,074,159	99.4%
Minnesota	1,348,563	1,168,879	86.7%	1,180,108	87.5%
Mississippi	858,687	367,137	42.8%	365,169	42.5%
Missouri	1,278,851	1,016,503	79.5%	1,016,515	79.5%
Montana	289,659	243,475	84.1%	0	0.0%
Nebraska	374,783	373,534	99.7%	373,492	99.7%
Nevada	923,168	839,650	91.0%	698,726	75.7%
New Hampshire	256,087	236,926	92.5%	236,926	92.5%
New Jersey	2,022,155	1,950,681	96.5%	2,019,216	99.9%
New Mexico	984,008	814,749	82.8%	814,749	82.8%
New York	7,589,766	5,889,363	77.6%	5,640,784	74.3%
North Carolina	2,804,306	2,245,044	80.1%	1,700,679	60.6%
North Dakota	133,631	95,076	71.1%	36,865	27.6%
Northern Mariana Islands	n/a	n/a	n/a	n/a	n/a
Ohio	3,425,876	2,962,997	86.5%	2,962,985	86.5%
Oklahoma	1,273,948	824,413	64.7%	713	0.1%
Oregon	1,393,623	1,265,779	90.8%	1,265,779	90.8%
Pennsylvania	3,534,344	3,484,439	98.6%	3,288,966	93.1%
Puerto Rico	1,597,058	1,594,058	99.8%	1,594,058	99.8%
Rhode Island	357,304	351,133	98.3%	300,893	84.2%
South Carolina	1,550,759	1,060,312	68.4%	1,045,650	67.4%
South Dakota	149,096	104,455	70.1%	0	0.0%
Tennessee	1,817,119	1,697,632	93.4%	1,697,632	93.4%
Texas	5,543,480	5,328,691	96.1%	5,295,360	95.5%

State or Territory	Total Medicaid Enrollees ¹⁶	Total Medicaid Enrollment in Any Type of Managed Care ¹⁷ : Number of Individuals	Total Medicaid Enrollment in Any Type of Managed Care ¹⁸ : Percent of all Medicaid Enrollees	Medicaid Enrollment in Comprehensive Managed Care ¹⁹ : Number of Individuals	Medicaid Enrollment in Comprehensive Managed Care ²⁰ : Percent of all Medicaid Enrollees
Utah	477,832	449,492	94.1%	396,559	83.0%
Vermont	199,989	134,347	67.2%	134,337	67.2%
Virgin Islands	n/a	n/a	n/a	n/a	n/a
Virginia	1,978,005	1,794,045	90.7%	1,794,045	90.7%
Washington	2,229,539	1,894,623	85.0%	1,894,623	85.0%
West Virginia	660,068	589,322	89.3%	521,017	78.9%
Wisconsin	1,593,772	1,162,594	72.9%	1,106,248	69.4%
Wyoming ²³	83,379	0	0.0%	0	0.0%

Note: "n/a" indicates that a state or territory was not able to report data or does not have a managed care program.

²³ Total Medicaid Enrollment as of July 1, 2022, was taken from the July - September 2022 enrollment data collected through the Medicaid Budget and Expenditure System accessed April 18, 2024. See <https://data.medicaid.gov/dataset/6c114b2c-cb83-559b-832f-4d8b06d6c1b9/>.

Map of State Comprehensive Managed Care Penetration as of July 1, 2022



Note: Comprehensive managed care includes risk-based MCOs and Programs of All-inclusive Care for the Elderly (PACE).

Source: Medicaid Managed Care Enrollment and Program Characteristics, 2022.

Table 5. Enrollment by Program and Plan as of 2022

State	Program Name (Type)	Plan Name	Parent Organization	Geographic Region (state-defined areas, counties, or zip codes)	Medicaid-Only Enrollment	Dual Enrollment	Total Enrollment
Alabama	Alabama Coordinated Health Network (ACHN) (PCCM Entity)	Alabama Coordinated Health Network	Alabama Coordinated Health Network	Statewide	1,003,894	0	1,003,894
Alabama	Integrated Care Network (ICN) (PCCM Entity)	Alabama Select Network	Senior Select Partners	Statewide	5,058	18,983	24,041
Alabama	Program of All-Inclusive Care for the Elderly (PACE)	Mercy Life of Alabama	Trinity Health	Mobile and Baldwin Counties	16	163	179
Arizona	Arizona Health Care Cost Containment System (Comprehensive MCO + MLTSS)	United Healthcare	United Healthcare	Gila, Maricopa, Pima, and Pinal Counties	427,757	38,705	466,462
Arizona	Arizona Health Care Cost Containment System (Comprehensive MCO + MLTSS)	Care 1st	WellCare/Centene Corporation	Apache, Coconino, Gila, Maricopa, Mohave, Navajo, Pima, Pinal, and Yavapai Counties	75,623	8,616	84,239
Arizona	Arizona Health Care Cost Containment System (Comprehensive MCO + MLTSS)	DCS/CHP	Government Agency/Non-Profit Entity	Statewide	12,914	0	12,914
Arizona	Arizona Health Care Cost Containment System (Comprehensive MCO + MLTSS)	Health Choice Arizona	Blue Cross Blue Shield of Arizona	Apache, Coconino, Gila, Maricopa, Mohave, Navajo, Pinal, and Yavapai Counties	218,577	17,461	236,038
Arizona	Arizona Health Care Cost Containment System (Comprehensive MCO + MLTSS)	Arizona Complete Health-Complete Care Plan	Centene Corporation	Cochise, Gila, Graham, Greenlee, LaPaz, Maricopa, Pima, Pinal, Santa Cruz, and Yuma Counties	358,315	28,193	386,508
Arizona	Arizona Health Care Cost Containment System (Comprehensive MCO + MLTSS)	Mercy Care	Dignity Health and Carondelet Health Network	Gila, Maricopa, and Pinal Counties	383,489	22,289	405,778
Arizona	Arizona Health Care Cost Containment System (Comprehensive MCO + MLTSS)	Molina Complete Care of Arizona	Molina Complete Care of Arizona	Gila, Maricopa, and Pinal Counties	46,056	2,194	48,250
Arizona	Arizona Health Care Cost Containment System (Comprehensive MCO + MLTSS)	Banner University Family Care	Banner Health	Cochise, Gila, Graham, Greenlee, LaPaz, Maricopa, Pima, Pinal, Santa Cruz, and Yuma Counties	276,018	22,511	298,529
Arizona	Arizona Health Care Cost Containment System (MLTSS only- PIHP and/or PAHP)	DES/Division of Developmental Disabilities (MLTSS)	Government Agency/Non-Profit Entity	Statewide	30,192	8,190	38,382

State	Program Name (Type)	Plan Name	Parent Organization	Geographic Region (state-defined areas, counties, or zip codes)	Medicaid-Only Enrollment	Dual Enrollment	Total Enrollment
Arizona	Arizona Health Care Cost Containment System (MLTSS only- PIHP and/or PAHP)	United Healthcare (MLTSS)	United Healthcare	Apache, Coconino, Gila, Maricopa, Mohave, Navajo, Pinal, and Yavapai Counties	1,240	7,200	8,440
Arizona	Arizona Health Care Cost Containment System (MLTSS only- PIHP and/or PAHP)	Mercy Care (MLTSS)	Dignity Health and Carondelet Health Network	Gila, Maricopa, Pima, and Pinal Counties	2,317	8,506	10,823
Arizona	Arizona Health Care Cost Containment System (MLTSS only- PIHP and/or PAHP)	Banner University Family Care (MLTSS)	Banner Health	Cochise, Gila, Graham, Greenlee, La Paz, Maricopa, Pima, Pinal, Santa Cruz, and Yuma Counties	1,098	5,568	6,666
Arizona	Arizona Health Care Cost Containment System (SMI) (Behavioral Health Organization (BHO) only (PIHP and/or PAHP))	Mercy Care RBHA (SMI)	Dignity Health and Carondelet Health Network	Maricopa County	27,696	8,025	35,721
Arizona	Arizona Health Care Cost Containment System (SMI) (Behavioral Health Organization (BHO) only (PIHP and/or PAHP))	Arizona Complete Health-Complete Care Plan RBHA (SMI)	Centene Corporation	Cochise, Graham, Greenlee, LaPaz, Pima, Pinal, Santa Cruz, and Yuma Counties	14,611	4,765	19,376
Arizona	Arizona Health Care Cost Containment System (SMI) (Behavioral Health Organization (BHO) only (PIHP and/or PAHP))	Health Choice Arizona RBHA (SMI)	Blue Cross Blue Shield of Arizona	Apache, Coconino, Gila, Mohave, Navajo, Pinal, and Yavapai Counties	6,447	2,322	8,769
Arkansas	PASSE (Comprehensive MCO + MLTSS)	Arkansas Total Care	Centene	Statewide	16,482	1,749	18,231
Arkansas	PASSE (Comprehensive MCO + MLTSS)	CareSource	CareSource	Statewide	1,637	127	1,764
Arkansas	PASSE (Comprehensive MCO + MLTSS)	Summit Community Care	Anthem	Statewide	18,035	3,092	21,127
Arkansas	PASSE (Comprehensive MCO + MLTSS)	Empower Healthcare Solutions	Beacon	Statewide	20,030	1,936	21,966
Arkansas	PCCM (Primary Care Case Management (PCCM))	Primary Care Case Management	AR State	Statewide	769,901	153,050	922,951
Arkansas	AR Healthy Smiles (Dental only (PAHP))	Delta Dental Smiles	Delta Dental of Arkansas	Statewide	368,859	38,406	407,265
Arkansas	AR Healthy Smiles (Dental only (PAHP))	MCNA Dental	MCNA Dental	Statewide	347,540	35,810	383,350

State	Program Name (Type)	Plan Name	Parent Organization	Geographic Region (state-defined areas, counties, or zip codes)	Medicaid-Only Enrollment	Dual Enrollment	Total Enrollment
Arkansas	Non-Emergency Medical Transportation (NEMT)	Central Arkansas Development	Central Arkansas Development	Statewide	173,165	13,727	186,892
Arkansas	Non-Emergency Medical Transportation (NEMT)	Area Agency on Aging of Southeast Arkansas	Area Agency on Aging of Southeast Arkansas	Statewide	91,019	8,830	99,849
Arkansas	Non-Emergency Medical Transportation (NEMT)	Southeast Trans, Inc.	Southeast Trans, Inc.	Statewide	726,731	53,127	779,858
Arkansas	Program of All-Inclusive Care for the Elderly (PACE)	PACE	N/A	Craighead County, Lawrence (72433, 72465, 72476), Cross (72324, 72373, 72387, 72396), Mississippi (72315, 72319, 72438, 72442), Greene (72450), Poinsett (72432, 72354, 72365, 72472), Randolph (72455), Faulkner (72032, 72034, 72106, 72173), Lonoke (72023, 72046, 72083, 72086), Saline (72002, 72011, 72015, 72019, 72022, 72065, 72103), Pulaski (72076, 72120, 72113, 72135, 72201, 72202, 72204, 72205, 72206, 72207, 72209, 72210, 72211, 72212, 72223, 72227, 72114, 72116, 72117, 72118, 72119, 72142), Benton (72712, 72713, 72714, 72715, 72718, 72719, 72722, 72734, 72736, 72739, 72745, 72751, 72756, 72758, 72761), Madison (72738, 72740, 72773), Washington (72701, 72703, 72704, 72727, 72730, 72744, 72753, 72762, 72764, 72774, 72959)	477	461	938
California	Positive Healthcare/Los Angeles (Comprehensive MCO)	Positive Healthcare/Los Angeles	AIDS Healthcare Foundation (AHF)	Los Angeles	487	303	790
California	Regional Model (Comprehensive MCO)	California Health and Wellness (CH&W) Plan/Imperial	CH&W - Imperial	Imperial County	68,116	3,990	72,106
California	Regional Model (Comprehensive MCO)	Molina Healthcare of California/Imperial	Molina - Imperial	Imperial County	16,174	1,111	17,285

State	Program Name (Type)	Plan Name	Parent Organization	Geographic Region (state-defined areas, counties, or zip codes)	Medicaid-Only Enrollment	Dual Enrollment	Total Enrollment
California	Regional Model (Comprehensive MCO)	Anthem Blue Cross Partnership Plan-Region 1	Anthem - Region 1	Butte, Colusa, Glenn, Plumas, Sierra, Sutter, and Tehama Counties	68,946	2,936	71,882
California	Regional Model (Comprehensive MCO)	Anthem Blue Cross Partnership Plan-Region 2	Anthem - Region 2	Amador, Calaveras, Alpine, El Dorado, Inyo, Mariposa, Mono, Nevada, Placer, Tuolumne, and Yuba Counties	109,375	4,480	113,855
California	Regional Model (Comprehensive MCO)	California Health & Wellness-Region 1	CH&W - Region 1	Glenn, Butte, Colusa, Plumas, Sierra, Sutter, and Tehama Counties	87,200	4,548	91,748
California	Regional Model (Comprehensive MCO)	California Health & Wellness-Region 2	CH&W - Region 2	Alpine, Amador, Calaveras, El Dorado, Inyo, Mariposa, Mono, Nevada, Placer, Tuolumne, and Yuba Counties	66,979	3,615	70,594
California	Regional Model (Comprehensive MCO)	Anthem Blue Cross/San Benito	Anthem - San Benito	San Benito	10,638	195	10,833
California	Geographic Managed Care (GMC) Model (Comprehensive MCO + MLTSS)	Aetna Better Health-Sacramento	Aetna - Sacramento	Sacramento	20,286	400	20,686
California	GMC Model (Comprehensive MCO + MLTSS)	Aetna Better Health-San Diego	Aetna - San Diego	San Diego	26,547	527	27,074
California	GMC Model (Comprehensive MCO + MLTSS)	Community Health Group- San Diego	CHG - San Diego	San Diego	302,929	21,052	323,981
California	GMC Model (Comprehensive MCO + MLTSS)	Kaiser-San Diego	Kaiser - San Diego	San Diego	58,067	7,351	65,418
California	GMC Model (Comprehensive MCO + MLTSS)	Molina Healthcare of CA Partner Plan-Sacramento	Molina - Sacramento	Sacramento	54,994	2,632	57,626
California	GMC Model (Comprehensive MCO + MLTSS)	Molina Healthcare of CA Partner Plan-San Diego	Molina - San Diego	San Diego	226,407	13,573	239,980
California	GMC Model (Comprehensive MCO + MLTSS)	Health Net/Sacramento	Health Net - Sacramento	Sacramento	126,095	4,926	131,021
California	GMC Model (Comprehensive MCO + MLTSS)	Blue Shield of California Promise-San Diego	Blue Shield - San Diego	San Diego	106,960	15,849	122,809
California	GMC Model (Comprehensive MCO + MLTSS)	Kaiser Foundation/Sacramento	Kaiser - Sac	Sacramento	104,688	9,556	114,244

State	Program Name (Type)	Plan Name	Parent Organization	Geographic Region (state-defined areas, counties, or zip codes)	Medicaid-Only Enrollment	Dual Enrollment	Total Enrollment
California	GMC Model (Comprehensive MCO + MLTSS)	Anthem Blue Cross Partnership-Sacramento	Anthem - Sacramento	Sacramento	205,044	8,285	213,329
California	GMC Model (Comprehensive MCO + MLTSS)	Health Net-San Diego	Health Net - San Diego	San Diego	75,645	11,637	87,282
California	GMC Model (Comprehensive MCO + MLTSS)	United Health Care- San Diego	United Health Care- San Diego	San Diego	29,815	948	30,763
California	GMC Model (Comprehensive MCO + MLTSS)	Kaiser/Amador	Kaiser - KP North	Amador	243	6	249
California	GMC Model (Comprehensive MCO + MLTSS)	Kaiser/El Dorado	Kaiser - KP North	El Dorado	2,929	109	3,038
California	GMC Model (Comprehensive MCO + MLTSS)	Kaiser/Placer	Kaiser - KP North	Placer	11,791	407	12,198
California	Senior Care Action Network (SCAN) (Comprehensive MCO + MLTSS)	SCAN Health Plan - Los Angeles	SCAN - Los Angeles	Los Angeles	0	10,004	10,004
California	SCAN (Comprehensive MCO + MLTSS)	SCAN Health Plan - San Bernardino	SCAN Riverside and San Bernardino	Riverside and San Bernardino	0	4,461	4,461
California	Two-Plan Model (Comprehensive MCO + MLTSS)	Health Net/Kern	Health Net	Kern	81,011	3,579	84,590
California	Two-Plan Model (Comprehensive MCO + MLTSS)	Health Net/Los Angeles	Health Net	Los Angeles	955,287	129,959	1,085,246
California	Two-Plan Model (Comprehensive MCO + MLTSS)	Health Net/San Joaquin	Health Net	San Joaquin	24,899	761	25,660
California	Two-Plan Model (Comprehensive MCO + MLTSS)	Health Net/Stanslaus	Health Net	Stanislaus	63,553	2,598	66,151
California	Two-Plan Model (Comprehensive MCO + MLTSS)	Health Net/Tulare	Health Net	Tulare	119,036	4,935	123,971
California	Two-Plan Model (Comprehensive MCO + MLTSS)	CalViva Health/Fresno	CalViva - Fresno	Fresno	318,490	12,108	330,598
California	Two-Plan Model (Comprehensive MCO + MLTSS)	CalViva Health Kings	CalViva - Kings	Kings	33,804	1,290	35,094

State	Program Name (Type)	Plan Name	Parent Organization	Geographic Region (state-defined areas, counties, or zip codes)	Medicaid-Only Enrollment	Dual Enrollment	Total Enrollment
California	Two-Plan Model (Comprehensive MCO + MLTSS)	CalViva Health/Madera	CalViva Health - Madera	Madera	42,685	1,553	44,238
California	Two-Plan Model (Comprehensive MCO + MLTSS)	Anthem Blue Cross Partnership Plan/Fresno	Anthem Insurance Companies, Inc.	Fresno	134,412	4,500	138,912
California	Two-Plan Model (Comprehensive MCO + MLTSS)	Anthem Blue Cross Partnership Plan/Kings	Anthem Insurance Companies, Inc.	Kings	22,779	769	23,548
California	Two-Plan Model (Comprehensive MCO + MLTSS)	Anthem Blue Cross Partnership Plan/Madera	Anthem Insurance Companies, Inc.	Madera	25,908	802	26,710
California	Two-Plan Model (Comprehensive MCO + MLTSS)	Anthem Blue Cross Partnership Plan/Alameda	Anthem - Alameda	Alameda	74,665	2,923	77,588
California	Two-Plan Model (Comprehensive MCO + MLTSS)	Anthem Blue Cross Partnership / Contra Costa	Anthem - Contra Costa	Contra Costa	35,500	947	36,447
California	Two-Plan Model (Comprehensive MCO + MLTSS)	Anthem Blue Cross Partnership Plan / San Francisco	Anthem - San Francisco	San Francisco	21,287	2,021	23,308
California	Two-Plan Model (Comprehensive MCO + MLTSS)	Anthem Blue Cross Partnership Plan/Santa Clara	Anthem - Santa Clara	Santa Clara	71,129	12,293	83,422
California	Two-Plan Model (Comprehensive MCO + MLTSS)	Anthem Blue Cross Partnership Plan/Tulare	Anthem - Tulare	Tulare	117,264	4,377	121,641
California	Two-Plan Model (Comprehensive MCO + MLTSS)	Kern Family Health Care	Kern Health Systems	Kern	325,377	11,586	336,963
California	Two-Plan Model (Comprehensive MCO + MLTSS)	LA Care Health Plan/Los Angeles	LA Care	Los Angeles	2,271,459	246,967	2,518,426
California	Two-Plan Model (Comprehensive MCO + MLTSS)	Contra Costa Health Plan	Contra Costa Health Plan	Contra Costa	219,316	13,270	232,586
California	Two-Plan Model (Comprehensive MCO + MLTSS)	Alameda Alliance for Health	Alameda Alliance for Health	Alameda	289,507	22,799	312,306
California	Two-Plan Model (Comprehensive MCO + MLTSS)	Inland Empire Health Plan/Riverside	Inland Empire Health Plan	Riverside	730,689	38,458	769,147
California	Two-Plan Model (Comprehensive MCO + MLTSS)	Inland Empire Health Plan/San Bernardino	Inland Empire Health Plan	San Bernardino	726,810	36,663	763,473

State	Program Name (Type)	Plan Name	Parent Organization	Geographic Region (state-defined areas, counties, or zip codes)	Medicaid-Only Enrollment	Dual Enrollment	Total Enrollment
California	Two-Plan Model (Comprehensive MCO + MLTSS)	Molina Healthcare of CA Partner Plan/Riverside	Molina Healthcare	Riverside	98,422	8,538	106,960
California	Two-Plan Model (Comprehensive MCO + MLTSS)	Molina Healthcare of CA Partner Plan/San Bernardino	Molina Healthcare	San Bernardino	95,296	7,204	102,500
California	Two-Plan Model (Comprehensive MCO + MLTSS)	San Francisco Health Plan	San Francisco Health Plan	San Francisco	148,442	16,474	164,916
California	Two-Plan Model (Comprehensive MCO + MLTSS)	Health Plan of San Joaquin/San Joaquin	Health Plan of San Joaquin	San Joaquin	242,578	10,383	252,961
California	Two-Plan Model (Comprehensive MCO + MLTSS)	Health Plan of San Joaquin/Stanslaus	Health Plan of San Joaquin	Stanislaus	153,074	5,739	158,813
California	Two-Plan Model (Comprehensive MCO + MLTSS)	Santa Clara Family Health Plan	Santa Clara Family Health Plan	Santa Clara	274,827	28,270	303,097
California	County Organized Health Systems (COHS) Model (Comprehensive MCO + MLTSS)	CenCal - San Luis Obispo	CenCal - San Luis Obispo	San Luis Obispo	58,493	7,153	65,646
California	COHS Model (Comprehensive MCO + MLTSS)	CenCal - Santa Barbara	CenCal - Santa Barbara	Santa Barbara	141,590	13,444	155,034
California	COHS Model (Comprehensive MCO + MLTSS)	Health Plan of San Mateo	HPSM - San Mateo	San Mateo	125,094	9,387	134,481
California	COHS Model (Comprehensive MCO + MLTSS)	Partnership HP of CA/ Southeast	Partnership - Southeast	Solano and Napa	148,294	18,920	167,214
California	COHS Model (Comprehensive MCO + MLTSS)	Central California Alliance for Health/Santa Cruz and Monterey	CCAH - Monterey/Santa Cruz	Monterey/Santa Cruz	237,071	22,912	259,983
California	COHS Model (Comprehensive MCO + MLTSS)	CalOPTIMA/Orange	CalOptima-Orange	Orange County	809,743	93,899	903,642
California	COHS Model (Comprehensive MCO + MLTSS)	Partnership HealthPlan of CA - Southwest	Partnership - Southwest	Marin, Lake, Mendocino, and Sonoma	220,605	29,723	250,328
California	COHS Model (Comprehensive MCO + MLTSS)	Central California Alliance for Health Merced	CCAH - Merced	Merced	134,051	12,224	146,275
California	COHS Model (Comprehensive MCO + MLTSS)	Gold Coast Health Plan Ventura	GCHP - Ventura	Ventura	215,081	24,820	239,901

State	Program Name (Type)	Plan Name	Parent Organization	Geographic Region (state-defined areas, counties, or zip codes)	Medicaid-Only Enrollment	Dual Enrollment	Total Enrollment
California	COHS Model (Comprehensive MCO + MLTSS)	Partnership HealthPlan of CA/Northwest	Partnership - Northwest	Humboldt, Del Norte	64,212	8,249	72,461
California	COHS Model (Comprehensive MCO + MLTSS)	Partnership HealthPlan of CA/Northeast	Partnership - Northeast	Lassen, Modoc, Shasta, Siskiyou, and Trinity	91,960	15,231	107,191
California	Dental Managed Care/Los Angeles (Dental only PAHP)	Health Net Dental Plan/Los Angeles	Health Net	Los Angeles	199,928	19,005	218,933
California	Dental Managed Care/Los Angeles (Dental only PAHP)	Access Dental Plan/Los Angeles	Access Dental	Los Angeles	123,266	13,724	136,990
California	Dental Managed Care/Los Angeles (Dental only PAHP)	Liberty Dental Plan/Los Angeles	Liberty Dental Plan	Los Angeles	74,309	7,402	81,711
California	Dental Managed Care/Sacramento (Dental only PAHP)	Health Net Dental Plan/Sacramento	Health Net	Sacramento	160,880	9,467	170,347
California	Dental Managed Care/Sacramento (Dental only PAHP)	Liberty Dental Plan/Sacramento	Liberty Dental Plan	Sacramento	191,317	10,711	202,028
California	Dental Managed Care/Sacramento (Dental only PAHP)	Access Dental Plan/Sacramento	Access Dental Plan	Sacramento	142,176	8,096	150,272
California	Program of All-Inclusive Care for the Elderly (PACE)	Central Valley PACE/San Joaquin	Golden Valley Health Centers	San Joaquin	1	1	2
California	Program of All-Inclusive Care for the Elderly (PACE)	Central Valley PACE /Stanislaus	Golden Valley Health Centers	Stanislaus	83	83	166
California	Program of All-Inclusive Care for the Elderly (PACE)	Sequoia PACE/Fresno	Welbe Health	Fresno	192	182	374
California	Program of All-Inclusive Care for the Elderly (PACE)	Sequoia PACE/Kings	Welbe Health	Kings	2	2	4
California	Program of All-Inclusive Care for the Elderly (PACE)	Sequoia PACE/Tulare	Welbe Health	Tulare	3	9	12
California	Program of All-Inclusive Care for the Elderly (PACE)	Sequoia PACE/Madera	Welbe Health	Madera	2	9	11
California	Program of All-Inclusive Care for the Elderly (PACE)	Neighborhood Healthcare PACE/Riverside	Neighborhood Healthcare PACE	Riverside	13	39	52

State	Program Name (Type)	Plan Name	Parent Organization	Geographic Region (state-defined areas, counties, or zip codes)	Medicaid-Only Enrollment	Dual Enrollment	Total Enrollment
California	Program of All-Inclusive Care for the Elderly (PACE)	Neighborhood Healthcare PACE/San Bernardino	Neighborhood Healthcare PACE	San Bernardino	7	26	33
California	Program of All-Inclusive Care for the Elderly (PACE)	North East Medical Services PACE	North East Medical Services	San Francisco	8	61	69
California	Program of All-Inclusive Care for the Elderly (PACE)	AltaMed Senior Buena Care/Orange	AltaMed Health Services Corporation	Orange	117	98	215
California	Program of All-Inclusive Care for the Elderly (PACE)	San Diego PACE/San Diego	San Diego PACE	San Diego	920	1,159	2,079
California	Program of All-Inclusive Care for the Elderly (PACE)	Humboldt Senior Resource Center, Inc./Humboldt	Humboldt Senior Resource Center	Humboldt	30	220	250
California	Program of All-Inclusive Care for the Elderly (PACE)	St. Paul's PACE	Community Eldercare of San Diego	San Diego	339	925	1,264
California	Program of All-Inclusive Care for the Elderly (PACE)	On Lok Lifeways/Alameda	On Lok Lifeways	Alameda	142	188	330
California	Program of All-Inclusive Care for the Elderly (PACE)	On Lok Lifeways/Santa Clara	On Lok Lifeways	Santa Clara	128	238	366
California	Program of All-Inclusive Care for the Elderly (PACE)	On Lok Lifeways/San Francisco	On Lok Lifeways	San Francisco	128	908	1,036
California	Program of All-Inclusive Care for the Elderly (PACE)	Innovative Integrated Health, Inc./Fresno	Innovative Integrated Health, Inc.	Fresno	716	409	1,125
California	Program of All-Inclusive Care for the Elderly (PACE)	Family Health Centers/San Diego	Family Health Centers of San Diego	San Diego	97	111	208
California	Program of All-Inclusive Care for the Elderly (PACE)	Gary and Mary West PACE of Northern San Diego	West Health	San Diego	56	190	246
California	Program of All-Inclusive Care for the Elderly (PACE)	Pacific PACE/Los Angeles	Welbe Health	Los Angeles	147	199	346
California	Program of All-Inclusive Care for the Elderly (PACE)	Stockton PACE/San Joaquin	Welbe Health	San Joaquin	166	268	434
California	Program of All-Inclusive Care for the Elderly (PACE)	Stockton PACE/Stanislaus	Welbe Health	Stanislaus	39	44	83

State	Program Name (Type)	Plan Name	Parent Organization	Geographic Region (state-defined areas, counties, or zip codes)	Medicaid-Only Enrollment	Dual Enrollment	Total Enrollment
California	Program of All-Inclusive Care for the Elderly (PACE)	Innovative Integrated Health, Inc./Tulare	Innovative Integrated Health, Inc.	Tulare	0	0	0
California	Program of All-Inclusive Care for the Elderly (PACE)	CalOPTIMA PACE/Orange	CalOptima	Orange	235	203	438
California	Program of All-Inclusive Care for the Elderly (PACE)	AltaMed Senior Buenacare/LA	AltaMed Health Services Corporation	Los Angeles	1,293	2,361	3,654
California	Program of All-Inclusive Care for the Elderly (PACE)	Sutter SeniorCare PACE/Sacramento	Sutter Health	Sacramento	117	334	451
California	Program of All-Inclusive Care for the Elderly (PACE)	Center for Elders Independence/Alameda	Center for Elders Independence	Alameda	174	618	792
California	Program of All-Inclusive Care for the Elderly (PACE)	Brandman Centers for Senior Care/Los Angeles	Brandman Centers for Senior Care	Los Angeles	91	217	308
California	Program of All-Inclusive Care for the Elderly (PACE)	Center for Elders Independence/Contra Costa	Center for Elders Independence	Contra Costa	46	158	204
California	Program of All-Inclusive Care for the Elderly (PACE)	Innovative Integrated Health, Inc./Kern	043-IIH, Inc. - dba Bakersfield PACE/Kern	Kern	178	169	347
California	Program of All-Inclusive Care for the Elderly (PACE)	Costline PACE/LA	Welbe Health	Los Angeles	130	160	290
California	Program of All-Inclusive Care for the Elderly (PACE)	InnovAge California PACE/Yuba	InnovAge California PACE	Yuba	0	1	1
California	Program of All-Inclusive Care for the Elderly (PACE)	InnovAge California PACE/Sutter	InnovAge California PACE	Sutter	1	0	1
California	Program of All-Inclusive Care for the Elderly (PACE)	InnovAge California PACE/ Sacramento	InnovAge California PACE	Sacramento	41	102	143
California	Program of All-Inclusive Care for the Elderly (PACE)	InnovAge California PACE/Placer	InnovAge California PACE	Placer	2	13	15
California	Program of All-Inclusive Care for the Elderly (PACE)	InnovAge California PACE/EI Dorado	InnoAge California	El Dorado	0	0	0
California	Program of All-Inclusive Care for the Elderly (PACE)	InnovAge PACE/Riverside	InnovAge	Riverside	68	297	365

State	Program Name (Type)	Plan Name	Parent Organization	Geographic Region (state-defined areas, counties, or zip codes)	Medicaid-Only Enrollment	Dual Enrollment	Total Enrollment
California	Program of All-Inclusive Care for the Elderly (PACE)	InnovAge PACE/San Bernardino County	InnovAge	San Bernardino	205	634	839
California	Program of All-Inclusive Care for the Elderly (PACE)	Innovative Integrated Health PACE/Orange	Innovative Integrated Health PACE	Orange	13	15	28
California	Program of All-Inclusive Care for the Elderly (PACE)	ConcertoHealth PACE of Los Angeles	ConcertoHealth PACE	Los Angeles	0	0	0
California	Program of All-Inclusive Care for the Elderly (PACE)	InnovAge California PACE/San Joaquin	InnovAge California PACE	San Joaquin	0	0	0
Colorado	Accountable Care Collaborative (ACC) (PCCM Entity)	Regional Accountable Entity (RAE) 1: Rocky Mountain Health Plans	United Healthcare, Inc.	Moffat, Routt, Jackson, Grand, Summit, Eagle, Garfield, Mesa, Delta, Pitkin, Gunnison, Montrose, Ouray, San Miguel, and Hinsdale Counties	176,399	9,284	185,683
Colorado	ACC (PCCM Entity)	RAE 2: Northeast Health Partners	Northeast Health Partners	Cheyenne, Kit Carson, Lincoln, Logan, Morgan, Phillips, Sedgwick, Washington, Weld, and Yuma Counties	95,927	6,956	102,883
Colorado	ACC (PCCM Entity)	RAE 3: Colorado Access	Colorado Access	Adams, Arapahoe, Douglas, and Elbert Counties	334,845	19,581	354,426
Colorado	ACC (PCCM Entity)	RAE 4: Health Colorado, Inc.	Health Colorado, Inc.	Alamosa, Baca, Bent, Chaffee, Conejos, Costilla, Crowley, Custer, Fremont, Huerfano, Kiowa, Lake, Las Animas, Mineral, Otero, Prowers, Pueblo, Rio Grande, and Saguache Counties	133,885	14,226	148,111
Colorado	ACC (PCCM Entity)	RAE 5: Colorado Access	Colorado Access	Denver County	141,710	12,171	153,881
Colorado	ACC (PCCM Entity)	RAE 6: Colorado Community Health Alliance	Colorado Community Health Alliance	Boulder, Clear Creek, Gilpin, Broomfield, and Jefferson Counties	176,835	13,839	190,674
Colorado	ACC (PCCM Entity)	RAE 7: Colorado Community Health Alliance	Colorado Community Health Alliance	El Paso, Park, and Teller Counties	202,534	12,701	215,235
Colorado	ACC (PCCM Entity)	Denver Health Medicaid Choice (DMHC)	Denver Health Medical Plan	Denver, Arapahoe, Adams, and Jefferson Counties	101,820	5,873	107,693
Colorado	ACC (PCCM Entity)	Rocky Mountain Health Plans Prime	Rocky Mountain Health Plans	Garfield, Gunnison, Mesa, Montrose, Pitkin, and Rio Blanco Counties	45,486	7,052	52,538

State	Program Name (Type)	Plan Name	Parent Organization	Geographic Region (state-defined areas, counties, or zip codes)	Medicaid-Only Enrollment	Dual Enrollment	Total Enrollment
Colorado	Program of All-Inclusive Care for the Elderly (PACE)	InnovAge - Loveland (PACE)	Total Community Options, Inc.	Larimer County	19	396	415
Colorado	Program of All-Inclusive Care for the Elderly (PACE)	VOANS (PACE)	Volunteers of America (VOANS) PACE, dba Senior Community Care	Delta and Montrose Counties	14	277	291
Colorado	Program of All-Inclusive Care for the Elderly (PACE)	TRU Community Care (PACE)	TRU Community Care	Boulder and Weld Counties	12	259	271
Colorado	Program of All-Inclusive Care for the Elderly (PACE)	InnovAge - Thornton (PACE)	Total Community Options, Inc.	Adams and Weld Counties	12	267	279
Colorado	Program of All-Inclusive Care for the Elderly (PACE)	Total Longterm Care	Total Community Options, Inc.	Adams, Arapahoe, Broomfield, Denver, Jefferson, Larimer, and Weld Counties	21	409	430
Colorado	Program of All-Inclusive Care for the Elderly (PACE)	Rocky Mountain Health Care Services (PACE)	Rocky Mountain Health Care Services	El Paso County	56	850	906
Colorado	Program of All-Inclusive Care for the Elderly (PACE)	InnovAge - Pueblo (PACE)	Total Community Options, Inc.	Pueblo County	35	325	360
Colorado	Program of All-Inclusive Care for the Elderly (PACE)	InnovAge - Aurora (PACE)	Total Community Options, Inc.	Aurora	56	890	946
Colorado	Program of All-Inclusive Care for the Elderly (PACE)	InnovAge - Lakewood (PACE)	Total Community Options, Inc.	Lakewood	18	609	627
Delaware	Diamond State Health Plan & Diamond State Health Plan Plus (Comprehensive MCO + MLTSS)	Highmark Health Options of Delaware	Highmark	Statewide	149,551	7,963	157,514
Delaware	Diamond State Health Plan & Diamond State Health Plan Plus (Comprehensive MCO + MLTSS)	AmeriHealth Caritas of Delaware	AmeriHealth	Statewide	97,791	6,183	103,974
Delaware	Non-Emergency Medical Transportation (NEMT)	ModivCare Non- Emergency Medical Transportation	ModivCare	Statewide	250,216	17,901	268,117
Delaware	Program of All-Inclusive Care for the Elderly (PACE)	PACE Your Life	Milford Wellness Village	Sussex County	0	6	6

State	Program Name (Type)	Plan Name	Parent Organization	Geographic Region (state-defined areas, counties, or zip codes)	Medicaid-Only Enrollment	Dual Enrollment	Total Enrollment
Delaware	Program of All-Inclusive Care for the Elderly (PACE)	Saint Francis Life	Saint Francis Healthcare	New Castle County	4	260	264
District of Columbia	Medicaid Managed Care Program (Comprehensive MCO)	AmeriHealth Caritas District of Columbia	AmeriHealth	Statewide	114,052	1,224	115,276
District of Columbia	Medicaid Managed Care Program (Comprehensive MCO)	CareFirst Community Health Plan District of Columbia	CareFirst, Inc.	Statewide	62,803	755	63,558
District of Columbia	Medicaid Managed Care Program (Comprehensive MCO)	MedStar Family Choice-DC	MedStar Health	Statewide	61,978	704	62,682
District of Columbia	Child and Adolescent Supplemental Security Income Program (Comprehensive MCO)	Health Services for Children with Special Needs	Children's National	Statewide	4,923	83	5,006
District of Columbia	District Dual Choice (Comprehensive MCO + MLTSS)	UnitedHealthcare Community Plan of District of Columbia	UnitedHealthcare	Statewide	0	12,637	12,637
District of Columbia	Non-Emergency Medical Transportation (Non-Emergency Medical Transportation)	Medical Transportation Management, Inc.	Medical Transportation Management, Inc.	Statewide	11,333	18,304	29,637
Florida	Statewide Medical Managed Care - MMA Only (Comprehensive MCO)	AmeriHealth	—	Region Codes: 09, 11	118,284	2,427	120,711
Florida	Statewide Medical Managed Care - MMA Only (Comprehensive MCO)	Community Care Plan	—	Region Code: 10	57,390	1,430	58,820
Florida	Statewide Medical Managed Care - MMA Only (Comprehensive MCO)	Vivida Health	—	Region Code: 08	27,901	608	28,509
Florida	Statewide Medical Managed Care - MMA Only (Comprehensive MCO)	Molina Healthcare of Florida - Specialty Plan	—	Region Codes: 04, 05, 07	25,978	2,029	28,007
Florida	Statewide Medical Managed Care - MMA Only (Comprehensive MCO)	Simply DBA Clear Health Alliance - Specialty Plan	—	Region Codes: 01, 02, 03, 04, 05, 06, 07, 08, 09, 10, 11	10,853	2,454	13,307
Florida	Statewide Medical Managed Care - MMA Only (Comprehensive MCO)	Sunshine State Health Plan - SMI (Specialty Plan)	—	Region Codes: 01, 02, 03, 04, 05, 06, 07, 08, 09, 10, 11	146,310	11,120	157,430

State	Program Name (Type)	Plan Name	Parent Organization	Geographic Region (state-defined areas, counties, or zip codes)	Medicaid-Only Enrollment	Dual Enrollment	Total Enrollment
Florida	Statewide Medical Managed Care - MMA Only (Comprehensive MCO)	Children's Medical Services Network	–	Region Codes: 01, 02, 03, 04, 05, 06, 07, 08, 09, 10, 11	92,951	155	93,106
Florida	Statewide Medicaid Managed Care - MMA + LTSS (Comprehensive MCO + MLTSS)	Aetna Better Health	Aetna Better Health	Region Codes: 06, 07, 11	177,378	7,125	184,503
Florida	Statewide Medicaid Managed Care - MMA + LTSS (Comprehensive MCO + MLTSS)	Florida Community Care	Florida Community Care	Region Codes: 01, 02, 03, 04, 05, 06, 07, 08, 09, 10, 11	1,042	13,505	14,547
Florida	Statewide Medicaid Managed Care - MMA + LTSS (Comprehensive MCO + MLTSS)	Humana Medical Plan	Humana Medical Plan	Region Codes: 01, 02, 03, 04, 05, 06, 07, 08, 09, 10, 11	703,718	38,399	742,117
Florida	Statewide Medicaid Managed Care - MMA + LTSS (Comprehensive MCO + MLTSS)	Molina Healthcare of Florida	Molina Healthcare of Florida	Region Codes: 08, 11 Counties: Charlotte, Collier, Desoto, Glades, Hendry, Lee, Sarasota, Dade, Monroe	129,601	5,723	135,324
Florida	Statewide Medicaid Managed Care - MMA + LTSS (Comprehensive MCO + MLTSS)	Simply Healthcare Plans, Inc.	Simply Healthcare Plans, Inc.	Region Codes: 01, 02, 05, 06, 07, 09, 10, 11 Counties: Escambia, Okaloosa, Santa Rosa, Walton Bay, Calhoun, Franklin, Gadsden, Gulf, Holmes, Jackson, Jefferson, Leon, Liberty, Madison, Taylor, Wakulla, Washington, Pasco, Pinellas, Hardee, Highlands, Hillsborough, Manatee, Polk, Brevard, Orange, Osceola, Seminole, Indian River, Martin, Okeechobee, Palm Beach, St. Lucie, Broward, Dade, Monroe	692,545	24,226	716,771
Florida	Statewide Medicaid Managed Care - MMA + LTSS (Comprehensive MCO + MLTSS)	Sunshine State Health Plan, Inc.	Sunshine State Health Plan, Inc.	Region Codes: 01, 02, 03, 04, 05, 06, 07, 08, 09, 10, 11	1,487,228	48,329	1,535,557

State	Program Name (Type)	Plan Name	Parent Organization	Geographic Region (state-defined areas, counties, or zip codes)	Medicaid-Only Enrollment	Dual Enrollment	Total Enrollment
Florida	Statewide Medicaid Managed Care - MMA + LTSS (Comprehensive MCO + MLTSS)	United Healthcare of Florida	United Healthcare of Florida	Region Codes: 03, 04, 06, 11 Counties: Alachua, Bradford, Citrus, Columbia, Dixie, Gilchrist, Hamilton, Hernando, Lafayette, Lake, Levy, Marion, Putnam, Sumter, Suwannee, Union	356,074	15,608	371,682
Florida	Statewide Medical Managed Care - Dental (Dental only (PAHP))	DentaQuest of Florida, Inc.	—	Entire State	1,715,055	79,915	1,794,970
Florida	Statewide Medical Managed Care - Dental (Dental only (PAHP))	Liberty Dental Plan of Florida, Inc.	—	Entire State	1,354,511	51,011	1,405,522
Florida	Statewide Medical Managed Care - Dental (Dental only (PAHP))	Managed Care of North America, Inc.	—	Entire State	996,869	42,161	1,039,030
Florida	Capitated Non- Emergency Transportation (CNET) (Non-Emergency Medical Transportation)	Medical Transportation Management, Inc.	—	—	148,855	25,063	173,918
Florida	CNET (Non-Emergency Medical Transportation)	Modivcare Solutions, LLC	—	—	93,775	16,990	110,765
Florida	Dual Eligible Special Needs Plan (DSNP) (Other Prepaid Health Plan (PHP) (limited benefits))	Aetna Health, Inc.	—	—	15,126	12,649	27,775
Florida	DSNP (Other Prepaid Health Plan (PHP) (limited benefits))	Care Improvement Plus South Central Insurance Comp	—	—	54,322	50,438	104,760
Florida	DSNP (Other Prepaid Health Plan (PHP) (limited benefits))	CarePlus Health Plans, Inc.	—	—	39,011	37,541	76,552
Florida	DSNP (Other Prepaid Health Plan (PHP) (limited benefits))	Centene Venture Company Florida	—	—	130	134	264
Florida	DSNP (Other Prepaid Health Plan (PHP) (limited benefits))	Devoted Health Plan of Florida, Inc.	—	—	5,540	3,505	9,045

State	Program Name (Type)	Plan Name	Parent Organization	Geographic Region (state-defined areas, counties, or zip codes)	Medicaid-Only Enrollment	Dual Enrollment	Total Enrollment
Florida	DSNP (Other Prepaid Health Plan (PHP) (limited benefits))	Doctors Healthcare Plans, Inc.	—	—	1,237	1,299	2,536
Florida	DSNP (Other Prepaid Health Plan (PHP) (limited benefits))	Florida Blue Medicare, Inc.	—	—	3,644	2,299	5,943
Florida	DSNP (Other Prepaid Health Plan (PHP) (limited benefits))	Freedom Health, Inc.	—	—	11,486	3,033	14,519
Florida	DSNP (Other Prepaid Health Plan (PHP) (limited benefits))	HealthSpring of Florida, Inc.	—	—	1,107	728	1,835
Florida	DSNP (Other Prepaid Health Plan (PHP) (limited benefits))	HealthSun Health Plans, Inc.	—	—	12,813	26,060	38,873
Florida	DSNP (Other Prepaid Health Plan (PHP) (limited benefits))	Humana Health Insurance Company of Florida, Inc.	—	—	6	785	791
Florida	DSNP (Other Prepaid Health Plan (PHP) (limited benefits))	Humana Medical Plan, Inc.	—	—	57,654	35,290	92,944
Florida	DSNP (Other Prepaid Health Plan (PHP) (limited benefits))	MMM of Florida, Inc.	—	—	477	606	1,083
Florida	DSNP (Other Prepaid Health Plan (PHP) (limited benefits))	Molina Healthcare of Florida, Inc.	—	—	422	1,210	1,632
Florida	DSNP (Other Prepaid Health Plan (PHP) (limited benefits))	Optimum Health Care, Inc.	—	—	4,945	2,074	7,019
Florida	DSNP (Other Prepaid Health Plan (PHP) (limited benefits))	Preferred Care Network, Inc.	—	—	5,740	6,244	11,984

State	Program Name (Type)	Plan Name	Parent Organization	Geographic Region (state-defined areas, counties, or zip codes)	Medicaid-Only Enrollment	Dual Enrollment	Total Enrollment
Florida	DSNP (Other Prepaid Health Plan (PHP) (limited benefits))	Preferred Care Partners, Inc.	—	—	9,240	11,158	20,398
Florida	DSNP (Other Prepaid Health Plan (PHP) (limited benefits))	Simply Healthcare Plan, Inc.	—	—	14,107	23,463	37,570
Florida	DSNP (Other Prepaid Health Plan (PHP) (limited benefits))	Solis Health Plans, Inc.	—	—	417	786	1,203
Florida	DSNP (Other Prepaid Health Plan (PHP) (limited benefits))	Sunshine State Health Plan, Inc.	—	—	23,504	23,128	46,632
Florida	DSNP (Other Prepaid Health Plan (PHP) (limited benefits))	Ultimate Health Plans, Inc.	—	—	418	91	509
Florida	DSNP (Other Prepaid Health Plan (PHP) (limited benefits))	United Healthcare Dual Complete LP	—	—	17,892	14,048	31,940
Florida	DSNP (Other Prepaid Health Plan (PHP) (limited benefits))	WellCare Health Insurance of Arizona, Inc.	—	—	156	196	352
Florida	Program of All-inclusive Care for the Elderly (PACE)	Florida PACE	—	Region Codes: 02, 03	127	825	952
Florida	Program of All-inclusive Care for the Elderly (PACE)	Hope Select Care	—	Region Codes: 01, 02	13	490	503
Florida	Program of All-inclusive Care for the Elderly (PACE)	Morselife	—	—	15	667	682
Florida	Program of All-inclusive Care for the Elderly (PACE)	Suncoast	—	—	10	287	297
Florida	Program of All-inclusive Care for the Elderly (PACE)	The Pace Place	—	Region Code: 04	10	82	92
Georgia	Georgia Families (Comprehensive MCO)	Amerigroup Community Care	Anthem	Statewide	553,767	0	553,767
Georgia	Georgia Families (Comprehensive MCO)	CareSource Georgia	CareSource	Statewide	429,093	0	429,093

State	Program Name (Type)	Plan Name	Parent Organization	Geographic Region (state-defined areas, counties, or zip codes)	Medicaid-Only Enrollment	Dual Enrollment	Total Enrollment
Georgia	Georgia Families (Comprehensive MCO)	Peach State Health Plan	Centene	Statewide	993,978	0	993,978
Georgia	Georgia Families 360 (Comprehensive MCO)	Amerigroup Community Care	Anthem	Statewide	31,188	0	31,188
Georgia	Non-Emergency Medical Transportation (NEMT)	NEMT	ModivCare	Central, East, and Southwest regions	1,121,360	0	1,121,360
Georgia	Non-Emergency Medical Transportation (NEMT)	NEMT	Southeastrans	Atlanta and North regions	1,039,355	0	1,039,355
Georgia	Planning for Healthy Babies (Other Prepaid Health Plan (PHP) (limited benefits))	Amerigroup Community Care	Anthem	Statewide	18,609	0	18,609
Georgia	Planning for Healthy Babies (Other Prepaid Health Plan (PHP) (limited benefits))	CareSource Georgia	CareSource	Statewide	16,878	0	16,878
Georgia	Planning for Healthy Babies (Other Prepaid Health Plan (PHP) (limited benefits))	Peach State Health Plan	Centene	Statewide	27,236	0	27,236
Hawaii	Med-QUEST (Comprehensive MCO + MLTSS)	AlohaCare QUEST Integration	AlohaCare	Statewide	77,553	4,386	81,939
Hawaii	Med-QUEST (Comprehensive MCO + MLTSS)	Hawaii Medical Service Association (HMSA) QUEST Integration	An Independent Licensee of the Blue Cross and Blue Shield Association	Statewide	208,700	9,477	218,177
Hawaii	Med-QUEST (Comprehensive MCO + MLTSS)	Kaiser Foundation Health Plan QUEST Integration	Based on a relationship between the Kaiser Foundation Health Plan and the Hawaii Permanente Medical Group of physicians and specialists	Maui and Oahu	47,987	2,314	50,301
Hawaii	Med-QUEST (Comprehensive MCO + MLTSS)	Ohana Health Plan QUEST Integration	Centene Corporation	Statewide	31,526	8,066	39,592
Hawaii	Med-QUEST (Comprehensive MCO + MLTSS)	UnitedHealthcare Community Plan QUEST Integration	UnitedHealthcare Insurance Company	Statewide	44,871	15,279	60,150

State	Program Name (Type)	Plan Name	Parent Organization	Geographic Region (state-defined areas, counties, or zip codes)	Medicaid-Only Enrollment	Dual Enrollment	Total Enrollment
Idaho	Medicare/Medicaid Coordinated Plan (Comprehensive MCO)	Blue Cross of Idaho	Blue Cross of Idaho	Ada, Adams, Bannock, Benewah, Bingham, Blaine, Boise, Bonner, Bonneville, Boundary, Cassia, Canyon, Clark, Clearwater, Elmore, Fremont, Gem, Gooding, Jefferson, Jerome, Kootenai, Latah, Lincoln, Madison, Minidoka, Nez Perce, Owyhee, Payette, Power, Shoshone, Twin Falls, Washington, and Valley Counties	0	7,713	7,713
Idaho	Medicare/Medicaid Coordinated Plan (Comprehensive MCO)	Molina of Idaho	Molina of Idaho	Ada, Bannock, Bingham, Boise, Bonner, Bonneville, Boundary, Canyon, Cassia, Elmore, Fremont, Gem, Jefferson, Kootenai, Madison, Minidoka, Nez Perce, Owyhee, Payette, Power, and Twin Falls Counties	0	4,725	4,725
Idaho	Idaho Medicaid Plus (Comprehensive MCO + MLTSS)	Blue Cross of Idaho	Blue Cross of Idaho	Ada, Adams, Bannock, Benewah, Bingham, Blaine, Boise, Bonner, Bonneville, Boundary, Cassia, Canyon, Clark, Clearwater, Elmore, Fremont, Gem, Gooding, Jefferson, Jerome, Kootenai, Latah, Lincoln, Madison, Minidoka, Nez Perce, Owyhee, Payette, Power, Shoshone, Twin Falls, Washington, and Valley Counties	0	7,312	7,312
Idaho	Idaho Medicaid Plus (Comprehensive MCO + MLTSS)	Molina of Idaho	Molina of Idaho	Ada, Bannock, Bingham, Boise, Bonner, Bonneville, Boundary, Canyon, Cassia, Elmore, Fremont, Gem, Jefferson, Kootenai, Madison, Minidoka, Nez Perce, Owyhee, Payette, Power, and Twin Falls Counties	0	5,939	5,939
Idaho	Healthy Connections (PCCM)	Multiple Primary Care Providers	Idaho Medicaid	Statewide	324,093	4,883	328,976

State	Program Name (Type)	Plan Name	Parent Organization	Geographic Region (state-defined areas, counties, or zip codes)	Medicaid-Only Enrollment	Dual Enrollment	Total Enrollment
Idaho	Idaho Behavioral Health Plan (Behavioral Health Organization (BHO) only (PIHP))	United Healthcare/Optum Idaho	United Healthcare/Optum Idaho	Statewide	371,892	6,543	378,435
Idaho	Idaho Smiles (Dental only PAHP)	MCNA (Managed Care of North America, Inc.)	MCNA (Managed Care of North America, Inc.)	Statewide	371,892	32,232	404,124
Idaho	Non-Emergency Medical Transportation (Non-Emergency Medical Transportation)	MTM (Medical Transportation Management)	MTM (Medical Transportation Management)	Statewide	371,892	32,232	404,124
Illinois	HealthChoice Illinois (Comprehensive MCO + MLTSS)	Aetna Better Health	CVS Health Corporation	Statewide	410,843	0	410,843
Illinois	HealthChoice Illinois (Comprehensive MCO + MLTSS)	Blue Cross Community Health Plans	HealthCare Service Corporation	Statewide	675,946	0	675,946
Illinois	HealthChoice Illinois (Comprehensive MCO + MLTSS)	CountyCare Health Plan	Cook County Health and Hospital Systems	Cook County	425,341	0	425,341
Illinois	HealthChoice Illinois (Comprehensive MCO + MLTSS)	Meridian Health	Centene Corporation	Statewide	859,356	0	859,356
Illinois	HealthChoice Illinois (Comprehensive MCO + MLTSS)	Molina HealthCare	Molina HealthCare, Inc.	Statewide	328,487	0	328,487
Illinois	HealthChoice Illinois (Comprehensive MCO + MLTSS)	YouthCare	Centene Corporation	Statewide	35,911	0	35,911
Illinois	HealthChoice Illinois – Managed Long-Term Services and Supports (Comprehensive MCO + MLTSS)	Aetna Better Health	CVS Health Corporation	Statewide	13,044	0	13,044
Illinois	HealthChoice Illinois – MLTSS (Comprehensive MCO + MLTSS)	Blue Cross Community Health Plans	HealthCare Service Corporation	Statewide	19,647	0	19,647
Illinois	HealthChoice Illinois – MLTSS (Comprehensive MCO + MLTSS)	CountyCare Health Plan	Cook County Health and Hospital Systems	Cook County	9,045	0	9,045
Illinois	HealthChoice Illinois – MLTSS (Comprehensive MCO + MLTSS)	Meridian Health	Centene Corporation	Statewide	13,377	0	13,377
Illinois	HealthChoice Illinois – MLTSS (Comprehensive MCO + MLTSS)	Molina HealthCare	Molina HealthCare, Inc.	Statewide	5,524	0	5,524

State	Program Name (Type)	Plan Name	Parent Organization	Geographic Region (state-defined areas, counties, or zip codes)	Medicaid-Only Enrollment	Dual Enrollment	Total Enrollment
Indiana	Hoosier Healthwise (Comprehensive MCO)	MDwise	McLaren Health Care	Statewide	230,423	1	230,424
Indiana	Hoosier Healthwise (Comprehensive MCO)	Managed Health Services	Centene	Statewide	186,108	1	186,109
Indiana	Hoosier Healthwise (Comprehensive MCO)	Anthem	Elevance Health	Statewide	318,649	5	318,654
Indiana	Hoosier Healthwise (Comprehensive MCO)	Caresource Indiana, Inc.	Caresource	Statewide	76,121	3	76,124
Indiana	Healthy Indiana Plan (Comprehensive MCO)	Anthem	Elevance Health	Statewide	351,411	7,121	358,532
Indiana	Healthy Indiana Plan (Comprehensive MCO)	Caresource Indiana, Inc.	Caresource	Statewide	75,535	1,499	77,034
Indiana	Healthy Indiana Plan (Comprehensive MCO)	Mdwise	McLaren Health Care	Statewide	170,255	2,820	173,075
Indiana	Healthy Indiana Plan (Comprehensive MCO)	Managed Health Services	Centene	Statewide	133,951	2,509	136,460
Indiana	Hoosier Care Connect (Comprehensive MCO)	Anthem	Elevance Health	Statewide	61,906	306	62,212
Indiana	Hoosier Care Connect (Comprehensive MCO)	United Healthcare Community Plan	United Health Group, Inc.	Statewide	5,202	38	5,240
Indiana	Hoosier Care Connect (Comprehensive MCO)	Managed Health Services	Centene	Statewide	35,251	146	35,397
Indiana	Program of All-Inclusive Care for the Elderly (PACE)	Franciscan Senior Health and Wellness-Dyer	Franciscan Alliance	Lake County	8	107	115
Indiana	Program of All-Inclusive Care for the Elderly (PACE)	Franciscan Senior Health and Wellness- Indy	Franciscan Alliance	Johnson County and Marion County (46107, 46201, 46202, 46203, 46204, 46217, 46218, 46219, 46221, 46222, 46225, 46227, 46229, 46237, 46239, 46241, 46259)	5	112	117
Indiana	Program of All-Inclusive Care for the Elderly (PACE)	Franciscan Senior Health and Wellness- Michigan City	Franciscan Alliance	LaPorte County, Porter County (46304, 46368, 46383, 46385, 46301), and St. Joseph County (46552)	1	8	9
Indiana	Program of All-Inclusive Care for the Elderly (PACE)	Pace of Northeast Indiana	Pace of Northeast Indiana	Allen County	0	23	23
Indiana	Program of All-Inclusive Care for the Elderly (PACE)	Reid Health Pace Center	Reid Health	Fayette, Franklin, Henry, Randolph, Union, and Wayne Counties	2	25	27

State	Program Name (Type)	Plan Name	Parent Organization	Geographic Region (state-defined areas, counties, or zip codes)	Medicaid-Only Enrollment	Dual Enrollment	Total Enrollment
Indiana	Program of All-Inclusive Care for the Elderly (PACE)	Saint Joseph Pace	Trinity Health	Elkhart, Marshall, and St. Joseph County (46506, 46514, 46516, 46517, 46526, 46530, 46536, 46544, 46545, 46552, 46554, 46556, 46561, 46574, 46601, 46613, 46614, 46615, 46616, 46617, 46619, 46628, 46635, 46637, 46563, 46573)	19	144	163
Iowa	IA Health Link (Comprehensive MCO + MLTSS)	Amerigroup of Iowa, Inc.	Elevance Health	Statewide	380,148	42,135	422,283
Iowa	IA Health Link (Comprehensive MCO + MLTSS)	Iowa Total Care	Centene Corporation	Statewide	299,966	30,700	330,666
Iowa	Dental Wellness Plan (Dental only (PAHP))	Delta Dental of Iowa	Delta Dental of Iowa	Statewide	421,628	48,807	470,435
Iowa	Dental Wellness Plan (Dental only (PAHP))	MCNA Dental Plans, Inc.	Managed Care of North America, Inc.	Statewide	265,965	24,382	290,347
Iowa	Non-Emergency Medical Transportation (NEMT)	TMS	TMS Management Group	Statewide	10,835	841	11,676
Iowa	Program of All-Inclusive Care for the Elderly (PACE)	PACE	PACE	Harrison, Mills, Pottawattamie, Cherokee, Monona, Plymouth, Woodbury, Boone, Dallas, Jasper, Marshall, Madison, Marion, Polk, Story, and Warren Counties	34	578	612
Kansas	KanCare (Comprehensive MCO + MLTSS)	Aetna Better Health of Kansas	CVS Health Corporation	Statewide	116,363	13,359	129,722
Kansas	KanCare (Comprehensive MCO + MLTSS)	Sunflower State Health Plan	Centene Corporation	Statewide	136,958	14,391	151,349
Kansas	KanCare (Comprehensive MCO + MLTSS)	United HealthCare Community Plan of Kansas	United Healthcare Services, Inc.	Statewide	145,397	16,494	161,891
Kansas	Program of All-Inclusive Care for the Elderly (PACE)	Via Christi	Ascension	Sedgwick County	306	0	306

State	Program Name (Type)	Plan Name	Parent Organization	Geographic Region (state-defined areas, counties, or zip codes)	Medicaid-Only Enrollment	Dual Enrollment	Total Enrollment
Kansas	Program of All-Inclusive Care for the Elderly (PACE)	Midland Care	Midland Care	Douglas, Jackson, Jefferson, Leavenworth, Lyon, Marshall, Nemaha, Osage, Shawnee, Pottawatomie, Wabaunsee, and Wyandotte Counties	458	0	458
Kansas	Program of All-Inclusive Care for the Elderly (PACE)	Bluestem Pace, Inc.	Bluestem Pace, Inc.	McPherson, Ottawa, Lincoln, Ellsworth, Saline, Dickinson, Rice, Marion, Reno, and Harvey Counties	109	0	109
Kentucky	Kentucky Managed Care Organization Program (Comprehensive MCO)	Molina	Molina	Statewide	319,296	14,298	333,594
Kentucky	Kentucky Managed Care Organization Program (Comprehensive MCO)	Anthem	Anthem	Statewide	166,529	7,918	174,447
Kentucky	Kentucky Managed Care Organization Program (Comprehensive MCO)	UHC	United Health Care	Statewide	75,857	3,894	79,751
Kentucky	Kentucky Managed Care Organization Program (Comprehensive MCO)	WellCare	WellCare	Statewide	460,104	28,224	488,328
Kentucky	Kentucky Managed Care Organization Program (Comprehensive MCO)	Aetna	Aetna	Statewide	234,187	15,317	249,504
Kentucky	Kentucky Managed Care Organization Program (Comprehensive MCO)	Humana	Humana	Statewide	159,675	8,771	168,446
Kentucky	Non-Emergency Medical Transportation (Non- Emergency Medical Transportation)	NEMT - Transportation Cabinet	NEMT - Transportation Cabinet	State-defined	1,389,485	104,585	1,494,070
Louisiana	Healthy Louisiana (Comprehensive MCO)	Aetna Better Health of Louisiana	Aetna	Statewide	134,946	277	135,223
Louisiana	Healthy Louisiana (Comprehensive MCO)	AmeriHealth Caritas Louisiana	AmeriHealth Caritas Health Plan	Statewide	209,121	310	209,431
Louisiana	Healthy Louisiana (Comprehensive MCO)	Healthy Blue	Elevance Health	Statewide	340,808	540	341,348
Louisiana	Healthy Louisiana (Comprehensive MCO)	Louisiana Healthcare Connections	Centene Corporation	Statewide	520,010	557	520,567
Louisiana	Healthy Louisiana (Comprehensive MCO)	UnitedHealthcare Community Plan	UnitedHealth Group	Statewide	486,786	687	487,473
Louisiana	Healthy Louisiana (Behavioral Health Organization (BHO) only (PIHP and/or PAHP))	Aetna Better Health of Louisiana	Aetna	Statewide	1,333	21,032	22,365

State	Program Name (Type)	Plan Name	Parent Organization	Geographic Region (state-defined areas, counties, or zip codes)	Medicaid-Only Enrollment	Dual Enrollment	Total Enrollment
Louisiana	Healthy Louisiana (BHO only (PIHP and/or PAHP))	AmeriHealth Caritas Louisiana	AmeriHealth Caritas Health Plan	Statewide	1,413	20,852	22,265
Louisiana	Healthy Louisiana (BHO only (PIHP and/or PAHP))	Healthy Blue	Elevance Health	Statewide	2,019	25,355	27,374
Louisiana	Healthy Louisiana (BHO only (PIHP and/or PAHP))	Louisiana Healthcare Connections	Centene Corporation	Statewide	2,338	29,956	32,294
Louisiana	Healthy Louisiana (BHO only (PIHP and/or PAHP))	UnitedHealthcare Community Plan	UnitedHealth Group	Statewide	2,478	31,530	34,008
Louisiana	Coordinated System of Care (BHO only (PIHP and/or PAHP))	Magellan	Magellan Health, Inc.	Statewide	2,164	1	2,165
Louisiana	Dental Benefit Management Program (Dental only PAHP)	DentaQuest	SunLife US	Statewide	865,258	67,365	932,623
Louisiana	Dental Benefit Management Program (Dental only PAHP)	MCNA of Louisiana	MCNA	Statewide	837,535	68,283	905,818
Louisiana	Program of All-Inclusive Care for the Elderly (PACE)	PACE - Baton Rouge	PACE - Baton Rouge	70704, 70710, 70714, 70719, 70720, 70722, 70729, 70736, 70739, 70748, 70767, 70770, 70775, 70777, 70791, 70801, 70802, 70803, 70804, 70805, 70806, 70807, 70808, 70809, 70810, 70811, 70812, 70813, 70814, 70815, 70816, 70817, 70818, 70819, 70820, 70821, 70822, 70823, 70825, 70826, 70827, 70831, 70833, 70835, 70836, 70837, 70873, 0874, 70879, 70883, 70884, 70891, 70892, 70893, 70894, 70895, 70896, 70898	4	160	164
Louisiana	Program of All-Inclusive Care for the Elderly (PACE)	PACE - Greater New Orleans	PACE - Greater New Orleans	70112, 70113, 70114, 70115, 70116, 70117, 70118, 70119, 70122, 70124, 70125, 70126, 70127, 70128, 70129, 70130, 70131, 70032, 70043, 70001, 70002, 70003, 70005, 70006, 70053, 70121	10	137	147

State	Program Name (Type)	Plan Name	Parent Organization	Geographic Region (state-defined areas, counties, or zip codes)	Medicaid-Only Enrollment	Dual Enrollment	Total Enrollment
Louisiana	Program of All-Inclusive Care for the Elderly (PACE)	PACE - Lafayette	PACE - Lafayette	70501, 70503, 70506, 70507, 70508, 70517, 70518, 70520, 70529, 70578, 70583, 70584, 70592	3	96	99
Maine	MaineCare (PCCM)	Multiple Primary Care Providers	MaineCare	None	0	0	0
Maine	Non-Emergency Medical Transportation (NEMT)	ModivCare	MaineCareNET	Regions: 1,2,6, 7, 8	170,019	35,067	205,086
Maine	Non-Emergency Medical Transportation (NEMT)	Penquis CAP	MaineCareNET	Regions: 3, 4	81,231	18,291	99,522
Maine	Non-Emergency Medical Transportation (NEMT)	MidCoast Connector	MaineCareNET	Region 5	35,134	5,687	40,821
Maryland	HealthChoice (Comprehensive MCO)	Aetna Better Health of Maryland	CVS Health	Statewide	56,043	0	56,043
Maryland	HealthChoice (Comprehensive MCO)	CareFirst BlueCross BlueShield Community Health Plan Maryland	CareFirst	Statewide	79,227	0	79,227
Maryland	HealthChoice (Comprehensive MCO)	Jai Medical Systems	–	Baltimore City, Anne Arundel, Baltimore, Carroll, Harford, Howard, and Prince George's Counties	30,031	0	30,031
Maryland	HealthChoice (Comprehensive MCO)	Kaiser Permanente	Kaiser Foundation Health Plan of the Mid- Atlantic, Inc.	Baltimore City, Anne Arundel, Baltimore County, Calvert, Charles, Harford, Howard, Montgomery, and Prince George's Counties	116,958	0	116,958
Maryland	HealthChoice (Comprehensive MCO)	Maryland Physicians Care	Maryland Care, Inc.	Statewide	249,779	0	249,779
Maryland	HealthChoice (Comprehensive MCO)	Priority Partners	Johns Hopkins HealthCare	Statewide	353,665	0	353,665
Maryland	HealthChoice (Comprehensive MCO)	MedStar Family Choice	MedStar Health	Baltimore City, Anne Arundel, Baltimore, Calvert, Charles, Harford, Montgomery, Prince George's, and St. Mary's Counties	109,291	0	109,291

State	Program Name (Type)	Plan Name	Parent Organization	Geographic Region (state-defined areas, counties, or zip codes)	Medicaid-Only Enrollment	Dual Enrollment	Total Enrollment
Maryland	HealthChoice (Comprehensive MCO)	UnitedHealthcare Community Plan	UnitedHealthcare of the Mid-Atlantic	Baltimore City, Anne Arundel, Baltimore, Calvert, Caroline, Carroll, Cecil, Charles, Dorchester, Frederick, Harford, Howard, Kent, Montgomery, Prince George's, Queen Anne's, Somerset, St. Mary's, Talbot, Washington, Wicomico, and Worcester Counties	172,275	0	172,275
Maryland	HealthChoice (Comprehensive MCO)	Wellpoint Maryland	Elevance Health	Statewide	328,872	0	328,872
Maryland	Program of All-Inclusive Care for the Elderly (PACE)	Hopkins ElderPlus	Johns Hopkins HealthCare	21202, 21205, 21206, 21213, 21214, 21217, 21218, 21219, 21220, 21221, 21222, 21224, 21227, 21231, 21237, 21052	109	0	109
Massachusetts	Managed Care Organization (Comprehensive MCO)	Tufts Health Together	Tufts Health Public Plans, Inc.	Berkshire, Essex, Franklin, Hampden, Hampshire, Middlesex, Norfolk, Suffolk, and Worcester	67,296	0	67,296
Massachusetts	Managed Care Organization (Comprehensive MCO)	BMC HealthNet Plan	Boston Medical Center Health Plan, Inc.	Statewide	43,532	0	43,532
Massachusetts	Accountable Care Partnership Plans (Comprehensive MCO)	Cambridge Health Alliance (CHA) in partnership with Tufts Health Public Plans (THPP)	Tufts Health Public Plans, Inc.	Boston, Lynn, Malden, Revere, Somerville, Waltham, and Woburn	34,014	0	34,014
Massachusetts	Accountable Care Partnership Plans (Comprehensive MCO)	Atrius Health in partnership with THPP	Tufts Health Public Plans, Inc.	Attleboro, Beverly, Boston, Brockton, Falmouth, Framingham, Gardner, Fitchburg, Lawrence, Lowell, Lynn, Malden, Plymouth, Quincy, Revere, Salem, Somerville, Waltham, Wareham, and Woburn	40,028	0	40,028
Massachusetts	Accountable Care Partnership Plans (Comprehensive MCO)	Beth Israel Deaconess Care Organization (BIDCO) in partnership with THPP	Tufts Health Public Plans, Inc.	Attleboro, Barnstable, Beverly, Boston, Brockton, Falmouth, Framingham, Haverhill, Lowell, Lynn, Malden, Orleans, Plymouth, Quincy, Revere, Salem, Somerville, and Waltham	43,142	0	43,142

State	Program Name (Type)	Plan Name	Parent Organization	Geographic Region (state-defined areas, counties, or zip codes)	Medicaid-Only Enrollment	Dual Enrollment	Total Enrollment
Massachusetts	Accountable Care Partnership Plans (Comprehensive MCO)	Boston Children's Health ACO in partnership with THPP	Tufts Health Public Plans, Inc.	Adams, Attleboro, Barnstable, Beverly, Boston, Brockton, Fall River, Falmouth, Framingham, Gardner-Fitchburg, Haverhill, Holyoke, Lawrence, Lowell, Lynn, Malden, New Bedford, Northampton, Orleans, Plymouth, Quincy, Revere, Salem, Somerville, Southbridge, Springfield, Taunton, Waltham, Wareham, Westfield, Woburn, and Worcester	121,848	0	121,848
Massachusetts	Accountable Care Partnership Plans (Comprehensive MCO)	Merrimack Valley ACO in partnership with AllWays Health Partners (My Care Family)	AllWays Health Partners, Inc.	Haverhill, Lawrence, and Lowell	40,416	0	40,416
Massachusetts	Accountable Care Partnership Plans (Comprehensive MCO)	Baystate Health Care Alliance in partnership with Health New England (Be Healthy Partnership)	Health New England, Inc.	Holyoke, Northampton, Springfield, and Westfield	44,111	0	44,111
Massachusetts	Accountable Care Partnership Plans (Comprehensive MCO)	Boston Accountable Care Organization in partnership with BMC HealthNet Plan	Boston Medical Center Health Plan, Inc.	Attleboro, Boston, Brockton, Fall River, Falmouth, Greenfield, Holyoke, Lynn, Malden, New Bedford, Northampton, Plymouth, Quincy, Revere, Somerville, Southbridge, Springfield, Taunton, Waltham, Wareham, Westfield, and Woburn	141,104	0	141,104
Massachusetts	Accountable Care Partnership Plans (Comprehensive MCO)	Mercy Medical Center in partnership with BMC HealthNet Plan	Boston Medical Center Health Plan, Inc.	Holyoke, Northampton, and Springfield, Westfield	32,117	0	32,117
Massachusetts	Accountable Care Partnership Plans (Comprehensive MCO)	Signature Healthcare in partnership with BMC HealthNet Plan	Boston Medical Center Health Plan, Inc.	Attleboro, Brockton, Plymouth, Quincy, and Taunton	22,432	0	22,432
Massachusetts	Accountable Care Partnership Plans (Comprehensive MCO)	Southcoast Health in partnership with BMC HealthNet Plan	Boston Medical Center Health Plan, Inc.	Attleboro, Fall River, Falmouth, New Bedford, Plymouth, Taunton, and Wareham	20,043	0	20,043

State	Program Name (Type)	Plan Name	Parent Organization	Geographic Region (state-defined areas, counties, or zip codes)	Medicaid-Only Enrollment	Dual Enrollment	Total Enrollment
Massachusetts	Accountable Care Partnership Plans (Comprehensive MCO)	Health Collaborative of the Berkshires in partnership with Fallon Health	Fallon Community Health Plan, Inc.	Adams and Pittsfield	19,616	0	19,616
Massachusetts	Accountable Care Partnership Plans (Comprehensive MCO)	Reliant Medical Group in partnership with Fallon Health	Fallon Community Health Plan, Inc.	Gardner-Fitchburg, Framingham, Southbridge, and Worcester	40,248	0	40,248
Massachusetts	Accountable Care Partnership Plans (Comprehensive MCO)	Wellforce in partnership with Fallon Health	Fallon Community Health Plan, Inc.	Attleboro, Barnstable, Beverly, Boston, Falmouth, Framingham, Haverhill, Lawrence, Lowell, Lynn, Malden, Orleans, Quincy, Revere, Salem, Somerville, Waltham, Wareham, and Woburn	60,632	0	60,632
Massachusetts	Primary Care Accountable Care Organization (Primary Care ACO) (PCCM Entity)	Mass General Brigham ACO	Partners HealthCare Choice	Statewide	142,897	0	142,897
Massachusetts	Primary Care ACO (PCCM Entity)	Community Care Cooperative, Inc.	Community Care Health Plan (WI)	Statewide	158,327	0	158,327
Massachusetts	Primary Care ACO (PCCM Entity)	Steward Health Choice	Steward Medicaid Care Network, Inc.	Statewide	147,897	0	147,897
Massachusetts	Senior Care Options (Comprehensive MCO + MLTSS)	Boston Medical Center Healthnet Plan	Boston Medical Health Plan	Suffolk County	252	1,686	1,938

State	Program Name (Type)	Plan Name	Parent Organization	Geographic Region (state-defined areas, counties, or zip codes)	Medicaid-Only Enrollment	Dual Enrollment	Total Enrollment
Massachusetts	Senior Care Options (Comprehensive MCO + MLTSS)	Commonwealth Care Alliance	Commonwealth Care Alliance	01330, 01337, 01338, 01339, 01340, 01341, 01342, 01344, 01354, 01301, 01302, 01039, 01346, 01347, 01054, 01349, 01350, 01351, 01360, 01367, 01369, 01370, 01072, 01373, 01375, 01376, 01379, 01380, 01093, 02322, 02157, 02457, 02184, 02185, 02146, 02445, 02446, 02147, 02447, 02021, 02467, 02025, 02026, 02027, 02030, 02032, 02035, 02343, 02052, 02053, 02054, 02186, 02187, 02192, 02194, 02492, 02494, 02056, 02171, 02062, 02762, 02169, 02170, 02171, 02269, 02368, 02067, 02070, 02071, 02072, 02081, 02181, 02481, 02482, 02090, 02188, 02189, 02190	771	12,849	13,620
Massachusetts	Senior Care Options (Comprehensive MCO + MLTSS)	Navicare HMO	Fallon Health Plan	Barnstable, Bristol, Essex, Franklin, Hampden, Middlesex, Norfolk, Plymouth, Suffolk, and Worcester	788	8,924	9,712
Massachusetts	Senior Care Options (Comprehensive MCO + MLTSS)	Senior Whole Health	Magellan Health	Bristol, Essex, Hampden, Middlesex, Norfolk, Plymouth, Suffolk, and Worcester	1,229	12,270	13,499
Massachusetts	Senior Care Options (Comprehensive MCO + MLTSS)	Tufts Health Plan	Tufts Health Plan	Barnstable, Bristol, Essex, Hampden, Middlesex, Norfolk, Plymouth, Suffolk, and Worcester	1,591	8,359	9,950
Massachusetts	Senior Care Options (Comprehensive MCO + MLTSS)	United Healthcare	United Healthcare	Bristol, Essex, Hampden, Middlesex, Norfolk, Plymouth, Suffolk, and Worcester	2,082	21,544	23,626
Massachusetts	Primary Care Clinician Program (PCCM)	Multiple Primary Care Clinicians	Multiple Primary Care Clinicians (PCCM)	Statewide	112,733	0	112,733

State	Program Name (Type)	Plan Name	Parent Organization	Geographic Region (state-defined areas, counties, or zip codes)	Medicaid-Only Enrollment	Dual Enrollment	Total Enrollment
Massachusetts	MassHealth BH/SUD PIHP (BHO only (PIHP and/or PAHP))	Massachusetts Behavioral Health Partnership	Beacon	Statewide	624,711	0	624,711
Massachusetts	Program of All-Inclusive Care for the Elderly (PACE)	Element Care, Inc.	Element Care, Inc.	02176, 02180, 01810, 01821, 01824, 01826, 01827, 01840, 01844, 01850, 01876, 01879, 01886, 01845, 01801, 01803, 01830, 01833, 01834, 01860, 01864, 01867, 01880, 01887, 01890, 01901, 01906, 01907, 01908, 01913, 01915, 01921, 01923, 01929, 01930, 01936, 01938, 01940, 01944, 01945, 01949, 01950, 01951, 01952, 01960, 01966, 01969, 01970, 01983, 01984, 01985	45	931	976
Massachusetts	Program of All-Inclusive Care for the Elderly (PACE)	Serenity Care PACE Program	Serenity Care PACE Program	01002, 01027, 01350, 01001, 01002, 01007, 01008, 01010, 01011, 01012, 01013, 01026, 01027, 01028, 01032, 01033, 01034, 01035, 01036, 01038, 01040, 01050, 01056, 01057, 01060, 01069, 01070, 01071, 01073, 01075, 01077, 01081, 01082, 01085, 01089, 01095, 01096, 01098, 01101, 01106, 01151, 01243, 01521, 01009, 01030, 01039, 01053, 01054, 01059, 01062, 01066, 01072, 01079, 01080, 01084, 01088, 01093, 01097, 01301, 01330, 01337, 01338, 01339, 01340, 01341, 01342, 01344, 01346, 01351, 01354, 01355, 01360, 01364, 01367, 01370, 01375, 01378, 01379	33	463	496

State	Program Name (Type)	Plan Name	Parent Organization	Geographic Region (state-defined areas, counties, or zip codes)	Medicaid-Only Enrollment	Dual Enrollment	Total Enrollment
Massachusetts	Program of All-Inclusive Care for the Elderly (PACE)	Mercy Life, Inc.	Mercy Life, Inc.	01008, 01010, 01011, 01013, 01027, 01028, 01033, 01034, 01036, 01040, 01056, 01057, 01069, 01071, 01073, 01075, 01077, 01081, 01085, 01089, 01095, 01101, 01106, 01521, 01151, 01002, 01027, 01350, 01002, 01007, 01012, 01026, 01032, 01035, 01038, 01050, 01060, 01070, 01082, 01096, 01098, 01243, 01034	10	234	244
Massachusetts	Program of All-Inclusive Care for the Elderly (PACE)	Neighborhood PACE	Neighborhood PACE	Middlesex and Suffolk	82	689	771
Massachusetts	Program of All-Inclusive Care for the Elderly (PACE)	Elder Service Plan of Cambridge Health Alliance	Elder Service Plan	Middlesex and Suffolk	41	550	591
Massachusetts	Program of All-Inclusive Care for the Elderly (PACE)	Upham's Elder Service Plan	Elder Service Plan	02108, 02445	29	236	265
Massachusetts	Program of All-Inclusive Care for the Elderly (PACE)	Elder Service Plan of Harbor Health	Elder Service Plan	02108, 02445, 02021, 02026, 02048, 02062, 02067, 02072, 02169, 02184, 02186, 02188, 02301, 02322, 02324, 02333, 02334, 02338, 02339, 02341, 02343, 02351, 02359, 02367, 02368, 02370, 02379, 02382, 02458, 02766, 02767, 02780	23	539	562

State	Program Name (Type)	Plan Name	Parent Organization	Geographic Region (state-defined areas, counties, or zip codes)	Medicaid-Only Enrollment	Dual Enrollment	Total Enrollment
Massachusetts	Program of All-Inclusive Care for the Elderly (PACE)	Fallon Health Summit Eldercare	Fallon Health Plan	01001, 01008, 01010, 01011, 01013, 01027, 01028, 01033, 01034, 01036, 01040, 01056, 01057, 01069, 01071, 01073, 01075, 01077, 01081, 01085, 01089, 01095, 01101, 01106, 01521, 01034, 01810, 01821, 01824, 01826, 01827, 01840, 01844, 01850, 01876, 01879, 01886, 01005, 01037, 01068, 01083, 01331, 01366, 01368, 01420, 01430, 01431, 01432, 01440, 01441, 01450, 01451, 01452, 01453, 01460, 01462, 01463, 01464, 01468, 01469, 01475, 01501, 01503, 01504, 01505, 01506, 01507, 01510, 01515, 01516, 01519, 01520, 01523, 01524, 01527, 01529, 01531, 01532, 01534, 01535, 01540, 01541, 01543, 01545, 01550, 01562, 01564, 01566, 01568, 01569, 01570, 01571, 01581, 01583, 01585, 01590, 01601, 01612, 01719, 01720, 01730, 01740, 01741, 01742, 01747, 01749, 01752, 01756, 01757, 01772, 01151, 01845	29	1,146	1,175
Michigan	Comprehensive Health Care Program (Comprehensive MCO)	Aetna Better Health of Michigan	Aetna Better Health of Michigan	Berrien, Branch, Calhoun, Cass, Hillsdale, Jackson, Kalamazoo, Lenawee, Livingston, Macomb, Monroe, Oakland, St. Joseph, Van Buren, Washtenaw, and Wayne	52,661	225	52,886

State	Program Name (Type)	Plan Name	Parent Organization	Geographic Region (state-defined areas, counties, or zip codes)	Medicaid-Only Enrollment	Dual Enrollment	Total Enrollment
Michigan	Comprehensive Health Care Program (Comprehensive MCO)	Blue Cross Complete of Michigan	Blue Cross Complete of Michigan.	Allegan, Barry, Clinton, Eaton, Genesee, Hillsdale, Huron, Ingham, Ionia, Jackson, Kent, Lake, Lapeer, Lenawee, Livingston, Macomb, Mason, Mecosta, Monroe, Montcalm, Muskegon, Newaygo, Oakland, Oceana, Osceola, Ottawa, St. Clair, Sanilac, Shiawassee, Tuscola, Washtenaw, and Wayne	338,464	4,634	343,098
Michigan	Comprehensive Health Care Program (Comprehensive MCO)	HAP Empowered	Health Alliance Plan	Genesee, Huron, Lapeer, Macomb, Oakland, St. Clair, Sanilac, Shiawassee, Tuscola, and Wayne	33,779	469	34,248
Michigan	Comprehensive Health Care Program (Comprehensive MCO)	McLaren Health Plan	McLaren Health Plan	Alcona, Allegan, Alpena, Antrim, Arenac, Barry, Bay, Benzie, Berrien, Branch, Calhoun, Cass, Charlevoix, Cheboygan, Clare, Clinton, Crawford, Eaton, Emmet, Genesee, Gladwin, Grand Traverse, Gratiot, Hillsdale, Huron, Ingham, Ionia, Iosco, Isabella, Jackson, Kalamazoo, Kalkaska, Kent, Lake, Lapeer, Leelanau, Lenawee, Livingston, Macomb, Manistee, Mason, Mecosta, Midland, Missaukee, Monroe, Montcalm, Montmorency, Muskegon, Newaygo, Oakland, Oceana, Ogemaw, Osceola, Oscoda, Otsego, Ottawa, Presque Isle, Roscommon, Saginaw, St. Clair, St. Joseph, Sanilac, Shiawassee, Tuscola, Van Buren, Washtenaw, Wayne, and Wexford	262,598	5,237	267,835

State	Program Name (Type)	Plan Name	Parent Organization	Geographic Region (state-defined areas, counties, or zip codes)	Medicaid-Only Enrollment	Dual Enrollment	Total Enrollment
Michigan	Comprehensive Health Care Program (Comprehensive MCO)	Meridian Health Plan of Michigan	Meridian Health Plan of Michigan	Alcona, Allegan, Alpena, Antrim, Arenac, Barry, Bay, Benzie, Berrien, Branch, Calhoun, Cass, Charlevoix, Cheboygan, Clare, Clinton, Crawford, Eaton, Emmet, Genesee, Gladwin, Grand Traverse, Gratiot, Hillsdale, Huron, Ingham, Ionia, Iosco, Isabella, Jackson, Kalamazoo, Kalkaska, Kent, Lake, Lapeer, Leelanau, Lenawee, Livingston, Macomb, Manistee, Mason, Mecosta, Midland, Missaukee, Monroe, Montcalm, Montmorency, Muskegon, Newaygo, Oakland, Oceana, Ogemaw, Osceola, Oscoda, Otsego, Ottawa, Presque Isle, Roscommon, Saginaw, St. Clair, St. Joseph, Sanilac, Shiawassee, Tuscola, Van Buren, Washtenaw, Wayne, and Wexford	557,096	12,578	569,674

State	Program Name (Type)	Plan Name	Parent Organization	Geographic Region (state-defined areas, counties, or zip codes)	Medicaid-Only Enrollment	Dual Enrollment	Total Enrollment
Michigan	Comprehensive Health Care Program (Comprehensive MCO)	Molina Healthcare of Michigan	Molina Healthcare of Michigan	Alcona, Allegan, Alpena, Antrim, Arenac, Barry, Bay, Benzie, Berrien, Branch, Calhoun, Cass, Charlevoix, Cheboygan, Clare, Clinton, Crawford, Eaton, Emmet, Genesee, Gladwin, Grand Traverse, Gratiot, Hillsdale, Huron, Ingham, Ionia, Iosco, Isabella, Jackson, Kalamazoo, Kalkaska, Kent, Lake, Lapeer, Leelanau, Lenawee, Livingston, Macomb, Manistee, Mason, Mecosta, Midland, Missaukee, Monroe, Montcalm, Montmorency, Muskegon, Newaygo, Oakland, Oceana, Ogemaw, Osceola, Oscoda, Otsego, Ottawa, Presque Isle, Roscommon, Saginaw, St. Clair, St. Joseph, Sanilac, Shiawassee, Tuscola, Van Buren, Washtenaw, Wayne, and Wexford	393,879	10,007	403,886
Michigan	Comprehensive Health Care Program (Comprehensive MCO)	Priority Health Choice	Priority Health Choice	Allegan, Barry, Berrien, Branch, Calhoun, Cass, Ionia, Kalamazoo, Kent, Lake, Macomb, Mason, Mecosta, Montcalm, Muskegon, Newaygo, Oakland, Oceana, Osceola, Ottawa, St. Joseph, Van Buren, and Wayne	246,258	6,392	252,650

State	Program Name (Type)	Plan Name	Parent Organization	Geographic Region (state-defined areas, counties, or zip codes)	Medicaid-Only Enrollment	Dual Enrollment	Total Enrollment
Michigan	Comprehensive Health Care Program (Comprehensive MCO)	UnitedHealthcare Community Plan	UnitedHealthcare	Alcona, Allegan, Alpena, Antrim, Arenac, Barry, Bay, Benzie, Berrien, Branch, Calhoun, Cass, Charlevoix, Cheboygan, Clare, Crawford, Emmet, Genesee, Gladwin, Grand Traverse, Gratiot, Hillsdale, Huron, Ionia, Iosco, Isabella, Jackson, Kalamazoo, Kalkaska, Kent, Lake, Lapeer, Leelanau, Lenawee, Livingston, Macomb, Manistee, Mason, Mecosta, Midland, Missaukee, Monroe, Montcalm, Montmorency, Muskegon, Newaygo, Oakland, Oceana, Ogemaw, Osceola, Oscoda, Otsego, Ottawa, Presque Isle, Roscommon, Saginaw, St. Clair, St. Joseph, Sanilac, Shiawassee, Tuscola, Van Buren, Washtenaw, Wayne, and Wexford	302,375	7,884	310,259
Michigan	Comprehensive Health Care Program (Comprehensive MCO)	Upper Peninsula Health Plan	Upper Peninsula Health Plan	Alger, Baraga, Chippewa, Delta, Dickinson, Gogebic, Houghton, Iron, Keweenaw, Luce, Mackinac, Marquette, Menominee, Ontonagon, and Schoolcraft	52,803	7	52,810
Michigan	Healthy Michigan Plan (Comprehensive MCO)	Aetna Better Health of Michigan	Aetna Better Health of Michigan	Berrien, Branch, Calhoun, Cass, Hillsdale, Jackson, Kalamazoo, Lenawee, Livingston, Macomb, Monroe, Oakland, St. Joseph, Van Buren, Washtenaw, and Wayne	20,846	0	20,846

State	Program Name (Type)	Plan Name	Parent Organization	Geographic Region (state-defined areas, counties, or zip codes)	Medicaid-Only Enrollment	Dual Enrollment	Total Enrollment
Michigan	Healthy Michigan Plan (Comprehensive MCO)	Blue Cross Complete of Michigan	Blue Cross Complete of Michigan	Allegan, Barry, Clinton, Eaton, Genesee, Hillsdale, Huron, Ingham, Ionia, Jackson, Kent, Lake, Lapeer, Lenawee, Livingston, Macomb, Mason, Mecosta, Monroe, Montcalm, Muskegon, Newaygo, Oakland, Oceana, Osceola, Ottawa, St. Clair, Sanilac, Shiawassee, Tuscola, Washtenaw, and Wayne	143,919	0	143,919
Michigan	Healthy Michigan Plan (Comprehensive MCO)	HAP Empowered	Health Alliance Plan	Genesee, Huron, Lapeer, Macomb, Oakland, St. Clair, Sanilac, Shiawassee, Tuscola, and Wayne	18,023	0	18,023
Michigan	Healthy Michigan Plan (Comprehensive MCO)	McLaren Health Plan	McLaren Health Plan	Alcona, Allegan, Alpena, Antrim, Arenac, Barry, Bay, Benzie, Berrien, Branch, Calhoun, Cass, Charlevoix, Cheboygan, Clare, Clinton, Crawford, Eaton, Emmet, Genesee, Gladwin, Grand Traverse, Gratiot, Hillsdale, Huron, Ingham, Ionia, Iosco, Isabella, Jackson, Kalamazoo, Kalkaska, Kent, Lake, Lapeer, Leelanau, Lenawee, Livingston, Macomb, Manistee, Mason, Mecosta, Midland, Missaukee, Monroe, Montcalm, Montmorency, Muskegon, Newaygo, Oakland, Oceana, Ogemaw, Osceola, Oscoda, Otsego, Ottawa, Presque Isle, Roscommon, Saginaw, St. Clair, St. Joseph, Sanilac, Shiawassee, Tuscola, Van Buren, Washtenaw, Wayne, and Wexford	99,623	0	99,623

State	Program Name (Type)	Plan Name	Parent Organization	Geographic Region (state-defined areas, counties, or zip codes)	Medicaid-Only Enrollment	Dual Enrollment	Total Enrollment
Michigan	Healthy Michigan Plan (Comprehensive MCO)	Meridian Health Plan of Michigan	Meridian Health Plan of Michigan	Alcona, Allegan, Alpena, Antrim, Arenac, Barry, Bay, Benzie, Berrien, Branch, Calhoun, Cass, Charlevoix, Cheboygan, Clare, Clinton, Crawford, Eaton, Emmet, Genesee, Gladwin, Grand Traverse, Gratiot, Hillsdale, Huron, Ingham, Ionia, Iosco, Isabella, Jackson, Kalamazoo, Kalkaska, Kent, Lake, Lapeer, Leelanau, Lenawee, Livingston, Macomb, Manistee, Mason, Mecosta, Midland, Missaukee, Monroe, Montcalm, Montmorency, Muskegon, Newaygo, Oakland, Oceana, Ogemaw, Osceola, Oscoda, Otsego, Ottawa, Presque Isle, Roscommon, Saginaw, St. Clair, St. Joseph, Sanilac, Shiawassee, Tuscola, Van Buren, Washtenaw, Wayne, and Wexford	178,852	0	178,852

State	Program Name (Type)	Plan Name	Parent Organization	Geographic Region (state-defined areas, counties, or zip codes)	Medicaid-Only Enrollment	Dual Enrollment	Total Enrollment
Michigan	Healthy Michigan Plan (Comprehensive MCO)	Molina Healthcare of Michigan	Molina Healthcare of Michigan	Alcona, Allegan, Alpena, Antrim, Arenac, Barry, Bay, Benzie, Berrien, Branch, Calhoun, Cass, Charlevoix, Cheboygan, Clare, Clinton, Crawford, Eaton, Emmet, Genesee, Gladwin, Grand Traverse, Gratiot, Hillsdale, Huron, Ingham, Ionia, Iosco, Isabella, Jackson, Kalamazoo, Kalkaska, Kent, Lake, Lapeer, Leelanau, Lenawee, Livingston, Macomb, Manistee, Mason, Mecosta, Midland, Missaukee, Monroe, Montcalm, Montmorency, Muskegon, Newaygo, Oakland, Oceana, Ogemaw, Osceola, Oscoda, Otsego, Ottawa, Presque Isle, Roscommon, Saginaw, St. Clair, St. Joseph, Sanilac, Shiawassee, Tuscola, Van Buren, Washtenaw, Wayne, and Wexford	119,531	0	119,531
Michigan	Healthy Michigan Plan (Comprehensive MCO)	Priority Health Choice	Priority Health Choice	Allegan, Barry, Berrien, Branch, Calhoun, Cass, Ionia, Kalamazoo, Kent, Lake, Macomb, Mason, Mecosta, Montcalm, Muskegon, Newaygo, Oakland, Oceana, Osceola, Ottawa, St. Joseph, Van Buren, and Wayne	83,766	0	83,766

State	Program Name (Type)	Plan Name	Parent Organization	Geographic Region (state-defined areas, counties, or zip codes)	Medicaid-Only Enrollment	Dual Enrollment	Total Enrollment
Michigan	Healthy Michigan Plan (Comprehensive MCO)	UnitedHealthcare Community Plan	UnitedHealthcare	Alcona, Allegan, Alpena, Antrim, Arenac, Barry, Bay, Benzie, Berrien, Branch, Calhoun, Cass, Charlevoix, Cheboygan, Clare, Crawford, Emmet, Genesee, Gladwin, Grand Traverse, Gratiot, Hillsdale, Huron, Ionia, Iosco, Isabella, Jackson, Kalamazoo, Kalkaska, Kent, Lake, Lapeer, Leelanau, Lenawee, Livingston, Macomb, Manistee, Mason, Mecosta, Midland, Missaukee, Monroe, Montcalm, Montmorency, Muskegon, Newaygo, Oakland, Oceana, Ogemaw, Osceola, Oscoda, Otsego, Ottawa, Presque Isle, Roscommon, Saginaw, St. Clair, St. Joseph, Sanilac, Shiawassee, Tuscola, Van Buren, Washtenaw, Wayne, and Wexford	97,381	0	97,381
Michigan	Healthy Michigan Plan (Comprehensive MCO)	Upper Peninsula Health Plan	Upper Peninsula Health Plan	Alger, Baraga, Chippewa, Delta, Dickinson, Gogebic, Houghton, Iron, Keweenaw, Luce, Mackinac, Marquette, Menominee, Ontonagon, and Schoolcraft	20,579	0	20,579
Michigan	MI Choice (MLTSS only (PIHP and/or PAHP))	Area Agency on Aging of Western Michigan	Area Agencies on Aging	Allegan, Ionia, Kent, Lake, Mason, Mecosta, Montcalm, Newaygo, and Osceola	57	905	962
Michigan	MI Choice (MLTSS only (PIHP and/or PAHP))	Detroit Area Agency on Aging	Area Agencies on Aging	Wayne	67	1,269	1,336
Michigan	MI Choice (MLTSS only (PIHP and/or PAHP))	Macomb-Oakland Regional Center Home Care, Inc.	Macomb-Oakland Regional Center Home Care, Inc.	Livingston, Macomb, Monroe, Oakland, and Washtenaw	9	220	229
Michigan	MI Choice (MLTSS only (PIHP and/or PAHP))	A & D Home Health Care, Inc.	A & D Home Health Care, Inc.	Bay, Clare, Gladwin, Huron, Isabella, Midland, Saginaw, Sanilac, and Tuscola	89	880	969
Michigan	MI Choice (MLTSS only (PIHP and/or PAHP))	Area Agency on Aging 1- B	Area Agencies on Aging	Livingston, Macomb, Monroe, Oakland, and Washtenaw	55	849	904

State	Program Name (Type)	Plan Name	Parent Organization	Geographic Region (state-defined areas, counties, or zip codes)	Medicaid-Only Enrollment	Dual Enrollment	Total Enrollment
Michigan	MI Choice (MLTSS only (PIHP and/or PAHP))	Area Agency on Aging of Northwest Michigan	Area Agencies on Aging	Antrim, Benzie, Charlevoix, Emmet, Grand Traverse, Kalkaska, Leelanau, Manistee, Missaukee, and Wexford	25	347	372
Michigan	MI Choice (MLTSS only (PIHP and/or PAHP))	Northern Healthcare Management	Northern Lakes Community Mental Health	Antrim, Benzie, Charlevoix, Emmet, Grand Traverse, Kalkaska, Leelanau, Manistee, Missaukee, and Wexford	30	288	318
Michigan	MI Choice (MLTSS only (PIHP and/or PAHP))	Region 2 Area Agency on Aging	Area Agencies on Aging	Hillsdale, Jackson, and Lenawee	43	520	563
Michigan	MI Choice (MLTSS only (PIHP and/or PAHP))	Region 3B Area Agency on Aging	Area Agencies on Aging	Barry, Berrien, Branch, Calhoun, Cass, Kalamazoo, and Van Buren	32	414	446
Michigan	MI Choice (MLTSS only (PIHP and/or PAHP))	Region 4 Area Agency on Aging	Area Agencies on Aging	Berrien, Cass, and Van Buren	41	549	590
Michigan	MI Choice (MLTSS only (PIHP and/or PAHP))	Region 7 Area Agency on Aging	Area Agencies on Aging	Bay, Clare, Gladwin, Gratiot, Huron, Isabella, Midland, Saginaw, Sanilac, and Tuscola	48	868	916
Michigan	MI Choice (MLTSS only (PIHP and/or PAHP))	Region 9 Area Agency on Aging	Area Agencies on Aging	Alcona, Alpena, Arenac, Cheboygan, Crawford, Iosco, Montmorency, Ogemaw, Oscoda, Otsego, Presque Isle, and Roscommon	24	409	433
Michigan	MI Choice (MLTSS only (PIHP and/or PAHP))	Reliance Community Care Partners	Reliance Community Care Partners	Allegan, Ionia, Kent, Lake, Mason, Mecosta, Muskegon, Newaygo, Oceana, Osceola, and Ottawa	95	712	807
Michigan	MI Choice (MLTSS only (PIHP and/or PAHP))	Senior Resources of West Michigan	Area Agency on Aging	Muskegon, Oceana, and Ottawa	27	648	675
Michigan	MI Choice (MLTSS only (PIHP and/or PAHP))	Milestone Senior Services, Inc.	Milestone Senior Services, Inc.	Barry, Branch, Calhoun, and Kalamazoo	19	220	239
Michigan	MI Choice (MLTSS only (PIHP and/or PAHP))	The Information Center	The Information Center	Wayne	5	256	261
Michigan	MI Choice (MLTSS only (PIHP and/or PAHP))	Tri County Office on Aging	Tri County Office on Aging	Clinton, Eaton, and Ingham	23	532	555

State	Program Name (Type)	Plan Name	Parent Organization	Geographic Region (state-defined areas, counties, or zip codes)	Medicaid-Only Enrollment	Dual Enrollment	Total Enrollment
Michigan	MI Choice (MLTSS only (PIHP and/or PAHP))	UPCAP Area Agency on Aging	Area Agencies on Aging	Alger, Baraga, Chippewa, Delta, Dickinson, Gogebic, Houghton, Iron, Keweenaw, Luce, Mackinac, Marquette, Menominee, Ontonagon, and Schoolcraft	39	394	433
Michigan	MI Choice (MLTSS only (PIHP and/or PAHP))	Valley Area Agency on Aging	Area Agencies on Aging	Genesee, Lapeer, and Shiawassee	41	306	347
Michigan	Specialty Prepaid Inpatient Health Plan (BHO only - PIHP and/or PAHP)	CMH Partnership of Southeast Michigan	CMH Partnership of Southeast Michigan	Lenawee, Livingston, Monroe, and Washtenaw	147,714	0	147,714
Michigan	Specialty Prepaid Inpatient Health Plan (BHO only - PIHP and/or PAHP)	Detroit Wayne Mental Health Authority	Detroit Wayne Mental Health Authority	Wayne	783,016	0	783,016
Michigan	Specialty Prepaid Inpatient Health Plan (BHO only - PIHP and/or PAHP)	Lakeshore Regional Entity	Lakeshore Regional Entity	Allegan, Kent, Lake, Mason, Muskegon, Oceana, and Ottawa	326,523	0	326,523
Michigan	Specialty Prepaid Inpatient Health Plan (BHO only - PIHP and/or PAHP)	Macomb County CMH Services	Macomb County CMH Services	Macomb	243,517	0	243,517
Michigan	Specialty Prepaid Inpatient Health Plan (BHO only - PIHP and/or PAHP)	Mid-State Health Network	Mid-State Health Network	Arenac, Bay, Clare, Clinton, Eaton, Gladwin, Gratiot, Hillsdale, Huron, Ingham, Ionia, Isabella, Jackson, Mecosta, Midland, Montcalm, Newaygo, Oceola, Saginaw, Shiawassee, and Tuscola	464,269	0	464,269
Michigan	Specialty Prepaid Inpatient Health Plan (BHO only - PIHP and/or PAHP)	Northcare Network	Northcare Network	Alger, Baraga, Delta, Chippewa, Dickinson, Gogebic, Houghton, Iron, Keeweenaw, Luce, Mackinac, Marquette, Menominee, Ontonagon, and Schoolcraft	77,911	0	77,911

State	Program Name (Type)	Plan Name	Parent Organization	Geographic Region (state-defined areas, counties, or zip codes)	Medicaid-Only Enrollment	Dual Enrollment	Total Enrollment
Michigan	Specialty Prepaid Inpatient Health Plan (BHO only - PIHP and/or PAHP)	Northern Michigan Regional Entity	Northern Michigan Regional Entity	Alcona, Alpena, Antrim, Benzie, Charlevoix, Cheboygan, Crawford, Emmet, Grand Traverse, Iosco, Kalkaska, Leelanau, Manistee, Missaukee, Montmorency, Ogemaw, Oscoda, Otsego, Presque Isle, Roscommon, and Wexford	145,456	0	145,456
Michigan	Specialty Prepaid Inpatient Health Plan (BHO only - PIHP and/or PAHP)	Oakland County CMH Authority	Oakland County CMH Authority	Oakland	222,726	0	222,726
Michigan	Specialty Prepaid Inpatient Health Plan (BHO only - PIHP and/or PAHP)	Region 10 PIHP	Region 10 PIHP	Genesee, Lapeer, Sanilac, and St. Clair	236,565	0	236,565
Michigan	Specialty Prepaid Inpatient Health Plan (BHO only - PIHP and/or PAHP)	Southwest Michigan Behavioral Health	Southwest Michigan Behavioral Health	Barry, Berrien, Branch, Calhoun, Cass, Kalamazoo, St. Joseph, and Van Buren	249,526	0	249,526
Michigan	Healthy Kids Dental (Dental only PAHP)	Blue Cross Blue Shield of Michigan	Blue Cross Blue Shield	Statewide	352,788	0	352,788
Michigan	Healthy Kids Dental (Dental only PAHP)	Delta Dental of Michigan	Delta Dental	Statewide	806,965	0	806,965
Michigan	Program of All-Inclusive Care for the Elderly (PACE)	Ascension Living PACE	Ascension Health	Genesee, parts of Lapeer, Livingston, Oakland, Shiawassee, and Tuscolo	5	213	218
Michigan	Program of All-Inclusive Care for the Elderly (PACE)	Care Resources	Each partner has 20% ownership: Grand Rapids Dominicans, Holland Home, Metro Health, Pine Rest Christian Mental Health	Allegan, Barry, Ionia, Kent, and parts of Ottawa	11	293	304
Michigan	Program of All-Inclusive Care for the Elderly (PACE)	Community PACE	The Home Care Group	Lake, Mason, Mecosta, parts of Montcalm, Oceana, Osceola, and Newaygo	2	88	90
Michigan	Program of All-Inclusive Care for the Elderly (PACE)	Great Lakes PACE	A & D Charitable Foundation	Arenac, Bay, Gratiot, Midland, Saginaw, Shiawassee, and Tuscola	13	161	174

State	Program Name (Type)	Plan Name	Parent Organization	Geographic Region (state-defined areas, counties, or zip codes)	Medicaid-Only Enrollment	Dual Enrollment	Total Enrollment
Michigan	Program of All-Inclusive Care for the Elderly (PACE)	Huron Valley PACE	Huron Valley is a separately incorporated partnership of United Methodist Retirement Communities (UMRC)	Livingston, Monroe, Oakland, Washtenaw, and parts of Wayne	7	262	269
Michigan	Program of All-Inclusive Care for the Elderly (PACE)	Life Circles	Porter Hills, Senior Resources, and Trinity Health	Muskegon and parts of Allegan and Ottawa	15	341	356
Michigan	Program of All-Inclusive Care for the Elderly (PACE)	PACE Central Michigan	Michigan Masonic Home and Presbyterian	Clare, Gladwin, Isabella, Roscommon, and parts of Grafton, Midland, and Montcalm	17	136	153
Michigan	Program of All-Inclusive Care for the Elderly (PACE)	PACE North	Grand Traverse Pavilions is a partner but does not have ownership	Benzie, Grand Traverse, Leelanau, and parts of Antrim, Kalkaska, Manistee, and Wexford	9	120	129
Michigan	Program of All-Inclusive Care for the Elderly (PACE)	PACE Southeast MI	Henry Ford Health and Presbyterian	Macomb and parts of Oakland and Wayne	66	1,364	1,430
Michigan	Program of All-Inclusive Care for the Elderly (PACE)	PACE Southwest MI	Independent corporation with a board comprised with equal representation	Berrien and parts of Cass and Van Buren	16	214	230
Michigan	Program of All-Inclusive Care for the Elderly (PACE)	Senior Care Partners	Comprehensive Senior Care Corporation	Calhoun and Kalamazoo, and parts of Allegan, Barry, and Van Buren	30	533	563
Michigan	Program of All-Inclusive Care for the Elderly (PACE)	Senior Community Care	Separately incorporated partnership	Clinton, Eaton, and Ingham, and parts of Barry, Ionia, Livingston, and Shiawassee	6	169	175
Michigan	Program of All-Inclusive Care for the Elderly (PACE)	Thome PACE	80% by UMRC and 20% by Region 2 Area Agency on Aging	Hillsdale, Jackson, and Lenawee	10	192	202
Minnesota	Prepaid Medical Assistance Plan Plus (PMAP+) (Comprehensive MCO + MLTSS)	Blue Plus	Blue Cross Blue Shield MN	Statewide	351,143	0	351,143
Minnesota	PMAP+ (Comprehensive MCO + MLTSS)	Health Partners	Health Partners	Statewide	183,495	0	183,495
Minnesota	PMAP+ (Comprehensive MCO + MLTSS)	Hennepin Health	Hennepin Health	Hennepin	32,021	0	32,021

State	Program Name (Type)	Plan Name	Parent Organization	Geographic Region (state-defined areas, counties, or zip codes)	Medicaid-Only Enrollment	Dual Enrollment	Total Enrollment
Minnesota	PMAP+ (Comprehensive MCO + MLTSS)	Itasca Medical	Itasca Medical	Itasca County	8,949	0	8,949
Minnesota	PMAP+ (Comprehensive MCO + MLTSS)	Prime West Health	Prime West Health	Beltrami, Bigstone, Clearwater, Douglas, Grant, Hubbard, McLeod, Meeker, Pipestone, Pope, Renville, Stevens, and Traverse Counties	43,105	0	43,105
Minnesota	PMAP+ (Comprehensive MCO + MLTSS)	Medica	Medica	Statewide	1,751	0	1,751
Minnesota	PMAP+ (Comprehensive MCO + MLTSS)	South Country Health Alliance	South Country Health Alliance	Brown, Dodge, Freeborn, Kanabec, Morrison, Sibley, Steele, Todd, Wabasha, Wadena, and Waseca Counties	24,988	0	24,988
Minnesota	PMAP+ (Comprehensive MCO + MLTSS)	UCare	UCare	Statewide	371,736	0	371,736
Minnesota	PMAP+ (Comprehensive MCO + MLTSS)	United HealthCare	United HealthCare MN	Statewide	31,506	0	31,506
Minnesota	Minnesota Senior Care Plus (MSC+) (Comprehensive MCO + MLTSS)	Blue Plus	Blue Cross Blue Shield MN	Statewide	685	4,448	5,133
Minnesota	MSC+ (Comprehensive MCO + MLTSS)	Health Partners	Health Partners	Statewide	808	2,081	2,889
Minnesota	MSC+ (Comprehensive MCO + MLTSS)	Itasca Medical Care	Itasca Medical Care	Itasca County	8	330	338
Minnesota	MSC+ (Comprehensive MCO + MLTSS)	Medica	Medica	Statewide	820	4,050	4,870
Minnesota	MSC+ (Comprehensive MCO + MLTSS)	Prime West Health	Prime West Health	Beltrami, Bigstone, Clearwater, Douglas, Grant, Hubbard, McLeod, Meeker, Pipestone, Pope, Renville, Stevens, and Traverse Counties	49	1,189	1,238
Minnesota	MSC+ (Comprehensive MCO + MLTSS)	South Country Health Alliance	South country Health Alliance	Brown, Dodge, Freeborn, Kanabec, Morrison, Sibley, Steele, Todd, Wabasha, Wadena, and Waseca Counties	70	962	1,032
Minnesota	MSC+ (Comprehensive MCO + MLTSS)	UCare	UCare	Statewide	2,815	5,875	8,690

State	Program Name (Type)	Plan Name	Parent Organization	Geographic Region (state-defined areas, counties, or zip codes)	Medicaid-Only Enrollment	Dual Enrollment	Total Enrollment
Minnesota	Minnesota Senior Health Option (MSHO) (Comprehensive MCO + MLTSS)	Blue Plus	Blue Cross Blue Shield of Minnesota	Statewide	8,816	0	8,816
Minnesota	MSHO (Comprehensive MCO + MLTSS)	Health Partners	Health Partners	Statewide	5,327	0	5,327
Minnesota	MSHO (Comprehensive MCO + MLTSS)	Itasca Medical care	Itasca Medical care	Itasca County	371	0	371
Minnesota	MSHO (Comprehensive MCO + MLTSS)	Medica	Medica	Statewide	9,993	0	9,993
Minnesota	MSHO (Comprehensive MCO + MLTSS)	Prime West Health	Prime West Health	Beltrami, Bigstone, Clearwater, Douglas, Grant, Hubbard, McLeod, Meeker, Pipestone, Pope, Renville, Stevens, and Traverse Counties	1,872	0	1,872
Minnesota	MSHO (Comprehensive MCO + MLTSS)	South Country Health Alliance	South Country Health Alliance	Brown, Dodge, Freeborn, Kanabec, Morrison, Sibley, Steele, Todd, Wabasha, Wadena, and Waseca Counties	1,467	0	1,467
Minnesota	MSHO (Comprehensive MCO + MLTSS)	UCare	UCare	Statewide	15,673	0	15,673
Minnesota	Special Needs Basic Care (SNBC) (Comprehensive MCO + MLTSS)	Health Partners	Health Partners	Statewide	4,019	4,302	8,321
Minnesota	SNBC (Comprehensive MCO + MLTSS)	Hennepin Health	Hennepin Health	Hennepin County	1,304	846	2,150
Minnesota	SNBC (Comprehensive MCO + MLTSS)	Medica	Medica	Statewide	7,127	4,557	11,684
Minnesota	SNBC (Comprehensive MCO + MLTSS)	Prime West	Prime West	Beltrami, Bigstone, Clearwater, Douglas, Grant, Hubbard, McLeod, Meeker, Pipestone, Pope, Renville, Stevens, and Traverse Counties	1,130	1,416	2,546
Minnesota	SNBC (Comprehensive MCO + MLTSS)	South Country Health Alliance	South Country Health Alliance	Brown, Dodge, Freeborn, Kanabec, Morrison, Sibley, Steele, Todd, Wabasha, Wadena, and Waseca Counties	1,337	1,155	2,492
Minnesota	SNBC (Comprehensive MCO + MLTSS)	UCare	UCare	Statewide	24,760	11,752	36,512

State	Program Name (Type)	Plan Name	Parent Organization	Geographic Region (state-defined areas, counties, or zip codes)	Medicaid-Only Enrollment	Dual Enrollment	Total Enrollment
Mississippi	MississippiCAN (Comprehensive MCO)	Magnolia Health	Centene	Statewide	149,964	0	149,964
Mississippi	MississippiCAN (Comprehensive MCO)	UnitedHealth Community College	UnitedHealth	Statewide	141,964	0	141,964
Mississippi	MississippiCAN (Comprehensive MCO)	Molina Health	Molina Health	Statewide	73,241	0	73,241
Missouri	MO HealthNet Managed Care/1915b (Comprehensive MCO)	Home State Health	Centene Corporation	Statewide	318,545	0	318,545
Missouri	MO HealthNet Managed Care/1915b (Comprehensive MCO)	Healthy Blue	Anthem	Statewide	361,066	0	361,066
Missouri	MO HealthNet Managed Care/1915b (Comprehensive MCO)	UnitedHealthcare	Optum	Statewide	286,963	0	286,963
Missouri	MO HealthNet Managed Care/1915b (Comprehensive MCO)	Show Me Healthy Kids	Centene Corporation	Statewide	49,929	0	49,929
Missouri	Non-Emergency Medical Transportation (NEMT)	MTM Transit	MTM, Inc.	Statewide	97,104	175,613	272,717
Missouri	Program of All-Inclusive Care for the Elderly (PACE)	New Horizons PACE St. Louis	Christian Horizons	63031, 63033, 63042, 63043, 63044, 63045, 63074, 63105, 63112, 63114, 63117, 63119, 63120, 63121, 63122, 63123, 63124, 63125, 63126, 63127, 63128, 63129, 63130, 63131, 63132, 63133, 63134, 63135, 63136, 63137, 63138, 63140, 63141, 63143, 63144, 63146, 63147, 63101, 63102, 63103, 63104, 63106, 63107, 63108, 63109, 63110, 63111, 63113, 63115, 63116, 63118, 63139, 63155, 63180, 63182	2	10	12
Montana	Passport (PCCM)	Passport to Health	Passport to Health	Statewide	131,972	0	131,972
Montana	Passport (PCCM)	Team Care		Statewide	145	0	145
Montana	Comprehensive Primary Care Plus (CPC+) (PCCM)	Multiple Primary Care Providers		Statewide	71,848	0	71,848
Montana	Patient Centered Medical Home (PCMH) (PCCM)	Multiple Primary Care Providers	PCMH	Statewide	43,754	0	43,754

State	Program Name (Type)	Plan Name	Parent Organization	Geographic Region (state-defined areas, counties, or zip codes)	Medicaid-Only Enrollment	Dual Enrollment	Total Enrollment
Nebraska	Heritage Health (Comprehensive MCO)	UnitedHealthcare Community Plan of Nebraska	United Healthcare	Statewide	114,215	13,938	128,153
Nebraska	Heritage Health (Comprehensive MCO)	Healthy Blue	Elevance Health	Statewide	108,242	9,110	117,352
Nebraska	Heritage Health (Comprehensive MCO)	Nebraska Total Care	Centene	Statewide	113,311	14,470	127,781
Nebraska	Dental Benefit Manager (Dental only PAHP)	MCNA Nebraska	MCNA Health Care Holdings, Inc.	Statewide	335,215	37,490	372,705
Nebraska	Program of All-Inclusive Care for the Elderly (PACE)	Immanuel Pathways	Immanuel Pathways	68037, 68048, 68025, 68007, 68010, 68022, 68064, 68102, 68104, 68105, 68106, 68107, 68127, 68110, 68111, 68112, 68114, 68116, 68117, 68118, 68122, 68124, 68127, 68130, 68131, 68132, 68134, 68135, 68137, 68142, 68144, 68152, 68154, 68157, 68164, 68182, 68005, 68028, 68046, 68059, 68069, 68113, 68123, 68128, 68133, 68136, 68138, 68147, 68073, 68002, 68008, 68009, 68023, 68029, 68034, 68044, 68068	25	181	206
Nevada	Mandatory Health Maintenance Program (MCO) (Comprehensive MCO)	Anthem Blue Cross and Blue Shield Healthcare Solutions	Anthem Blue Cross and Blue Shield	89162, 89163, 89164, 89165, 89166, 89169, 89170, 89173, 89177, 89178, 89179, 89180, 89183, 89185, 89191, 89193, 89195, 89199, 89431, 89432, 89433, 89434, 89435, 89436, 89439, 89441, 89501, 89502, 89503, 89504, 89505, 89506, 89507, 89508, 89509, 89510, 89511, 89512, 89513, 89515, 89519, 89520, 89521, 89523, 89533, 89555, 89557, 89570, 89595, 89599	207,218	0	207,218

State	Program Name (Type)	Plan Name	Parent Organization	Geographic Region (state-defined areas, counties, or zip codes)	Medicaid-Only Enrollment	Dual Enrollment	Total Enrollment
Nevada	Mandatory Health Maintenance Program (MCO) (Comprehensive MCO)	United Healthcare Health Plan of Nevada	United Healthcare	89162, 89163, 89164, 89165, 89166, 89169, 89170, 89173, 89177, 89178, 89179, 89180, 89183, 89185, 89191, 89193, 89195, 89199, 89431, 89432, 89433, 89434, 89435, 89436, 89439, 89441, 89501, 89502, 89503, 89504, 89505, 89506, 89507, 89508, 89509, 89510, 89511, 89512, 89513, 89515, 89519, 89520, 89521, 89523, 89533, 89555, 89557, 89570, 89595, 89599	226,365	0	226,365
Nevada	Mandatory Health Maintenance Program (MCO) (Comprehensive MCO)	SilverSummit Health Plan	Centene	89162, 89163, 89164, 89165, 89166, 89169, 89170, 89173, 89177, 89178, 89179, 89180, 89183, 89185, 89191, 89193, 89195, 89199, 89431, 89432, 89433, 89434, 89435, 89436, 89439, 89441, 89501, 89502, 89503, 89504, 89505, 89506, 89507, 89508, 89509, 89510, 89511, 89512, 89513, 89515, 89519, 89520, 89521, 89523, 89533, 89555, 89557, 89570, 89595, 89599	143,379	0	143,379
Nevada	Mandatory Health Maintenance Program (MCO) (Comprehensive MCO)	Molina Healthcare of Nevada	Molina Healthcare	89162, 89163, 89164, 89165, 89166, 89169, 89170, 89173, 89177, 89178, 89179, 89180, 89183, 89185, 89191, 89193, 89195, 89199, 89431, 89432, 89433, 89434, 89435, 89436, 89439, 89441, 89501, 89502, 89503, 89504, 89505, 89506, 89507, 89508, 89509, 89510, 89511, 89512, 89513, 89515, 89519, 89520, 89521, 89523, 89533, 89555, 89557, 89570, 89595, 89599	121,764	0	121,764

State	Program Name (Type)	Plan Name	Parent Organization	Geographic Region (state-defined areas, counties, or zip codes)	Medicaid-Only Enrollment	Dual Enrollment	Total Enrollment
Nevada	Dental Benefits Administrator (DBA) (Dental only (PAHP))	Liberty Dental Plan of Nevada	Liberty Dental Plan Corporation	89162, 89163, 89164, 89165, 89166, 89169, 89170, 89173, 89177, 89178, 89179, 89180, 89183, 89185, 89191, 89193, 89195, 89199, 89431, 89432, 89433, 89434, 89435, 89436, 89439, 89441, 89501, 89502, 89503, 89504, 89505, 89506, 89507, 89508, 89509, 89510, 89511, 89512, 89513, 89515, 89519, 89520, 89521, 89523, 89533, 89555, 89557, 89570, 89595, 89599	698,448	0	698,448
Nevada	Non-Emergency Medical Transportation (NEMT)	Medical Transportation Management (MTM)	Medical Transportation Management (MTM)	Statewide	839,650	0	839,650
New Hampshire	New Hampshire Medicaid Care Management (Comprehensive MCO)	New Hampshire Healthy Families	Centene	Statewide	79,043	8,622	87,665
New Hampshire	New Hampshire Medicaid Care Management (Comprehensive MCO)	Well Sense Health Plan	Boston Medical Center Health Plan	Statewide	87,341	8,409	95,750
New Hampshire	New Hampshire Medicaid Care Management (Comprehensive MCO)	AmeriHealth Caritas of New Hampshire	AmeriHealth Caritas	Statewide	49,259	4,252	53,511
New Jersey	FIDE SNP (Comprehensive MCO + MLTSS)	Aetna Assure Premier Plus	Aetna Better Health , Inc./CVS	Statewide	0	2,056	2,056
New Jersey	FIDE SNP (Comprehensive MCO + MLTSS)	Amerivantage	Amerigroup New Jersey, Inc./Anthem	All New Jersey counties except Hunterdon and Warren	0	15,597	15,597
New Jersey	FIDE SNP (Comprehensive MCO + MLTSS)	WellCare Liberty	WellCare Health Plans, Inc.	All NJ counties except for Hunterdon	0	7,486	7,486
New Jersey	FIDE SNP (Comprehensive MCO + MLTSS)	Horizon NJ Totalcare	Horizon Healthcare of NJ	Statewide	0	17,926	17,926
New Jersey	FIDE SNP (Comprehensive MCO + MLTSS)	UHC Dual Complete	United Healthcare	All NJ counties except Cape May	0	31,803	31,803
New Jersey	New Jersey Family Care (Comprehensive MCO + MLTSS)	Aetna Better Health NJ	CVS Health	Statewide	112,206	13,057	125,263

State	Program Name (Type)	Plan Name	Parent Organization	Geographic Region (state-defined areas, counties, or zip codes)	Medicaid-Only Enrollment	Dual Enrollment	Total Enrollment
New Jersey	New Jersey Family Care (Comprehensive MCO + MLTSS)	Horizon NJ Health	Horizon Blue Cross Blue Shield of New Jersey	Statewide	1,003,067	89,763	1,092,830
New Jersey	New Jersey Family Care (Comprehensive MCO + MLTSS)	United Healthcare Community Plan	UnitedHealthcare	Statewide	324,080	58,951	383,031
New Jersey	New Jersey Family Care (Comprehensive MCO + MLTSS)	WellCare of New Jersey	WellCare Health Plans, Inc.	Statewide	83,091	15,854	98,945
New Jersey	New Jersey Family Care (Comprehensive MCO + MLTSS)	Amerigroup New Jersey, Inc.	Anthem	Statewide	212,607	30,520	243,127
New Jersey	Non-Emergency Medical Transportation (NEMT)	ModivCare	The Providence Service Corp.	Statewide	1,316,356	182,983	1,499,339
New Jersey	Program of All-Inclusive Care for the Elderly (PACE)	Life St. Francis	St. Francis Medical Center, Member of Trinity Health	Mercer County and select zip codes of Burlington County	40	302	342
New Jersey	Program of All-Inclusive Care for the Elderly (PACE)	Trinity Health Life New Jersey	Virtua Health System	Camden County and select zip codes of Burlington County	18	197	215
New Jersey	Program of All-Inclusive Care for the Elderly (PACE)	Lutheran Senior Life	Lutheran Social Ministries of NJ	Hudson County	10	110	120
New Jersey	Program of All-Inclusive Care for the Elderly (PACE)	Inspira Life	Inspira Health Network LIFE, Inc.	Cumberland, Gloucester, and Salem Counties	23	245	268
New Jersey	Program of All-Inclusive Care for the Elderly (PACE)	Beacon of Life	AcuteCare Health System	Monmouth County	10	105	115
New Jersey	Program of All-Inclusive Care for the Elderly (PACE)	AtlantiCare Life	AtlantiCare, a member of Geisinger Commonwealth School of Medicine	Atlantic and Cape May Counties	17	75	92
New Mexico	Centennial Care (Comprehensive MCO + MLTSS)	Blue Cross Blue Shield of NM	Health Care Service Corporation	Statewide	282,680	15,025	297,705
New Mexico	Centennial Care (Comprehensive MCO + MLTSS)	Presbyterian Health Plan	Presbyterian Health Plan	Statewide	401,052	26,991	428,043
New Mexico	Centennial Care (Comprehensive MCO + MLTSS)	Western Sky Community Care, Inc.	Centene Corporation	Statewide	84,363	4,238	88,601
New Mexico	Program of All-Inclusive Care for the Elderly (PACE)	Total Community Care, dba as Innovage Greater NM PACE	Total Community Care, dba as Innovage Greater NM PACE	Bernalillo, Sandoval and, Valencia Counties	16	384	400

State	Program Name (Type)	Plan Name	Parent Organization	Geographic Region (state-defined areas, counties, or zip codes)	Medicaid-Only Enrollment	Dual Enrollment	Total Enrollment
New York	Medicaid Managed Care (Comprehensive MCO)	Affinity Health Plan	Affinity Health Plan	New York City; Nassau, Orange, Rockland, Suffolk, and Westchester Counties	0	0	0
New York	Medicaid Managed Care (Comprehensive MCO)	AmidaCare Special Needs	AmidaCare Special Needs	New York City	8,258	0	8,258
New York	Medicaid Managed Care (Comprehensive MCO)	Capital District Physician's Health Plan	Capital District Physician's Health Plan	Albany, Broome, Clinton, Columbia, Essex, Franklin, Fulton, Greene, Montgomery, Rensselaer, Saratoga, Schenectady, Schoharie, Tioga, Warren, and Washington Counties	112,595	0	112,595
New York	Medicaid Managed Care (Comprehensive MCO)	Excellus	Excellus	Broome, Erie, Herkimer, Livingston, Monroe, Oneida, Onondaga, Ontario, Orleans, Otsego, Seneca, Wayne, and Yates Counties	230,868	0	230,868
New York	Medicaid Managed Care (Comprehensive MCO)	Fidelis Care	Centene Corporation	New York City & 57 counties	1,744,590	12,016	1,756,606
New York	Medicaid Managed Care (Comprehensive MCO)	Health First	Health First	New York City; Nassau, Orange, Rockland, Suffolk, Sullivan, and Westchester Counties	1,248,474	0	1,248,474
New York	Medicaid Managed Care (Comprehensive MCO)	Highmark Western & Northeastern NY	Highmark Western & Northeastern NY	New York City; Allegany, Cattaraugus, Chautauqua, Erie, Genesee, Niagara, Nassau, Orange, Rockland, Suffolk, and Westchester Counties	55,814	0	55,814
New York	Medicaid Managed Care (Comprehensive MCO)	HealthPlus	Anthem	New York City; Nassau and Putnam Counties; Dutchess, Orange, Rockland, Suffolk, Ulster, and Westchester Counties added 1/1/22	393,210	1,783	394,993
New York	Medicaid Managed Care (Comprehensive MCO)	HIP Combined	HIP Combined	New York City; Nassau, Suffolk, and Westchester Counties	166,252	0	166,252
New York	Medicaid Managed Care (Comprehensive MCO)	Independent Health/Hudson Valley & WNY	Independent Health/Hudson Valley & WNY	Erie County	69,934	0	69,934
New York	Medicaid Managed Care (Comprehensive MCO)	MetroPlus Health Plan	MetroPlus Health Plan	New York City	476,236	2,740	478,976
New York	Medicaid Managed Care (Comprehensive MCO)	MetroPlus Health Plan Special Needs	MetroPlus Health Plan Special Needs	New York City	4,628	0	4,628

State	Program Name (Type)	Plan Name	Parent Organization	Geographic Region (state-defined areas, counties, or zip codes)	Medicaid-Only Enrollment	Dual Enrollment	Total Enrollment
New York	Medicaid Managed Care (Comprehensive MCO)	Molina HealthCare of New York, Inc.	Molina HealthCare, Inc.	Allegany, Broome, Cattaraugus, Chautauqua, Chenango, Cortland, Erie, Genesee, Livingston, Monroe, Onondaga, Ontario, Seneca, Tioga, Tompkins, Wayne, & Wyoming counties. Nassau, Orange, Orleans, Rockland, Suffolk, and Westchester Counties and New York City	315,185	0	315,185
New York	Medicaid Managed Care (Comprehensive MCO)	MVP Health Plan	MVP Health Plan	Albany, Columbia, Dutchess, Genesee, Greene, Jefferson, Lewis, Livingston, Monroe, Oneida, Ontario, Orange, Putnam, Rensselaer, Rockland, Saratoga, Schenectady, Sullivan, Ulster, Warren, Washington, and Westchester Counties	210,608	0	210,608
New York	Medicaid Managed Care (Comprehensive MCO)	United HealthCare	United Health Group, Inc.	New York City and 42 counties	374,064	5,302	379,366
New York	Medicaid Managed Care (Comprehensive MCO)	VNS Choice Special Needs	VNS Choice Special Needs	New York City; Nassau and Westchester Counties	3,102	0	3,102
New York	Medicaid Advantage (Comprehensive MCO)	Fidelis Legacy Plan	Fidelis Legacy Plan	NYC and 38 Counties	0	0	0
New York	Medicaid Advantage (Comprehensive MCO)	United HealthCare	United HealthCare	New York City and Nassau County	0	0	0
New York	Medicaid Advantage (Comprehensive MCO)	WellCare	WellCare	Albany, Broome, Erie, Monroe, Niagara, Oneida, Orange, Rensselaer, Rockland, Saratoga, Schenectady, and Ulster Counties	0	0	0
New York	Health and Recovery Plans (Comprehensive MCO)	Affinity Health Plan	Affinity Health Plan	New York City; Nassau, Orange, Rockland, Suffolk, and Westchester Counties	0	0	0
New York	Health and Recovery Plans (Comprehensive MCO)	Capital District Physician's Health Plan	Capital District Physician's Health Plan	Albany, Broome, Clinton, Columbia, Essex, Franklin, Fulton, Greene, Montgomery, Rensselaer, Saratoga, Schenectady, Schoharie, Tioga, Warren, and Washington Counties	4,868	0	4,868

State	Program Name (Type)	Plan Name	Parent Organization	Geographic Region (state-defined areas, counties, or zip codes)	Medicaid-Only Enrollment	Dual Enrollment	Total Enrollment
New York	Health and Recovery Plans (Comprehensive MCO)	Excellus Health Plan	Excellus Health Plan	Broome, Erie, Herkimer, Livingston, Monroe, Oneida, Onondaga, Ontario, Orleans, Otsego, Seneca, Wayne, and Yates Counties	11,922	0	11,922
New York	Health and Recovery Plans (Comprehensive MCO)	Fidelis Care	Centene Corporation	New York City and 57 counties	54,564	717	55,281
New York	Health and Recovery Plans (Comprehensive MCO)	HealthFirst	HealthFirst	New York City; Nassau, Orange, Rockland, Suffolk, Sullivan, and Westchester Counties	32,649	0	32,649
New York	Health and Recovery Plans (Comprehensive MCO)	HealthPlus	Anthem	New York City; Nassau and Putnam Counties	7,806	86	7,892
New York	Health and Recovery Plans (Comprehensive MCO)	HIP GNY	HIP GNY	New York City; Nassau, Suffolk, and Westchester Counties	5,743	0	5,743
New York	Health and Recovery Plans (Comprehensive MCO)	Independent Health Association	Independent Health Association	Erie County	2,868	0	2,868
New York	Health and Recovery Plans (Comprehensive MCO)	MetroPlus	MetroPlus	New York City	13,445	214	13,659
New York	Health and Recovery Plans (Comprehensive MCO)	Molina HealthCare of New York	Molina HealthCare, Inc.	Allegany, Broome, Cattaraugus, Chautauqua, Chenango, Cortland, Erie, Genesee, Livingston, Monroe, Onondaga, Ontario, Seneca, Tioga, Tompkins, Wayne, & Wyoming counties. Nassau, Orange, Orleans, Rockland, Suffolk, and Westchester Counties; New York City	9,998	0	9,998
New York	Health and Recovery Plans (Comprehensive MCO)	MVP Health Plan	MVP Health Plan	Albany, Columbia, Dutchess, Genesee, Greene, Jefferson, Lewis, Livingston, Monroe, Oneida, Ontario, Orange, Putnam, Rensselaer, Rockland, Saratoga, Schenectady, Sullivan, Ulster, Warren, Washington, and Westchester Counties	7,950	0	7,950

State	Program Name (Type)	Plan Name	Parent Organization	Geographic Region (state-defined areas, counties, or zip codes)	Medicaid-Only Enrollment	Dual Enrollment	Total Enrollment
New York	Health and Recovery Plans (Comprehensive MCO)	United HealthCare	United Health Group, Inc.	New York City and 42 counties	10,716	227	10,943
New York	Medicaid Advantage Plus (Comprehensive MCO + MLTSS)	AgeWell New York	AgeWell New York	New York City; Nassau and Westchester Counties	0	69	69
New York	Medicaid Advantage Plus (Comprehensive MCO + MLTSS)	Centers Plan	Centers Plan	New York City; Nassau and Rockland Counties	0	1,220	1,220
New York	Medicaid Advantage Plus (Comprehensive MCO + MLTSS)	ElderPlan	ElderPlan	New York City; Dutchess, Nassau, Orange, Putnam, and Westchester Counties	0	3,044	3,044
New York	Medicaid Advantage Plus (Comprehensive MCO + MLTSS)	ElderServe	ElderServe	New York City; Nassau and Westchester Counties	0	118	118
New York	Medicaid Advantage Plus (Comprehensive MCO + MLTSS)	Fidelis Legacy Plan	Fidelis Legacy Plan	New York City; Albany, Montgomery, Rensselaer, and Schenectady Counties	0	383	383
New York	Medicaid Advantage Plus (Comprehensive MCO + MLTSS)	Hamaspik, Inc.	Hamaspik, Inc.	New York City; Dutchess, Nassau, Orange, Rockland, Sullivan, Ulster, and Westchester Counties	0	356	356
New York	Medicaid Advantage Plus (Comprehensive MCO + MLTSS)	HealthFirst Health Plan	HealthFirst Health Plan	New York City; Nassau, Orange, Rockland, Sullivan, and Westchester Counties	10	22,868	22,878
New York	Medicaid Advantage Plus (Comprehensive MCO + MLTSS)	HealthPlus Advantage Plus	HealthPlus Advantage Plus	New York City; Nassau County; Suffolk added 1/1/21	2	189	191
New York	Medicaid Advantage Plus (Comprehensive MCO + MLTSS)	Senior Whole Health	Senior Whole Health	New York City; Nassau and Westchester Counties	0	135	135
New York	Medicaid Advantage Plus (Comprehensive MCO + MLTSS)	Village Care	Village Care	New York City	2	2,772	2,774
New York	Medicaid Advantage Plus (Comprehensive MCO + MLTSS)	VNS Choice Plus	VNS Choice Plus	New York City; Nassau, Suffolk, and Westchester Counties	2	3,067	3,069
New York	Medicaid Advantage Plus (Comprehensive MCO + MLTSS)	Metroplus Helath Plan MAP	Metroplus	New York City	0	20	20
New York	Managed Long Term Care (MLTSS only (PIHP and/or PAHP))	Aetna Better Health	Aetna Better Health	New York City; Nassau and Suffolk Counties	234	5,162	5,396

State	Program Name (Type)	Plan Name	Parent Organization	Geographic Region (state-defined areas, counties, or zip codes)	Medicaid-Only Enrollment	Dual Enrollment	Total Enrollment
New York	Managed Long Term Care (MLTSS only (PIHP and/or PAHP))	AgeWell New York	AgeWell New York	New York City; Nassau, Suffolk, and Westchester Counties	251	12,949	13,200
New York	Managed Long Term Care (MLTSS only (PIHP and/or PAHP))	ArchCare Community Life	ArchCare Community Life	New York City; Putnam and Westchester Counties	708	4,225	4,933
New York	Managed Long Term Care (MLTSS only (PIHP and/or PAHP))	Centers Plan for Healthy Living	Centers Plan for Healthy Living	New York City; Erie, Nassau, Niagara, Rockland, Suffolk, and Westchester Counties	8,229	39,500	47,729
New York	Managed Long Term Care (MLTSS only (PIHP and/or PAHP))	ElderPlan	ElderPlan	New York City; Dutchess, Nassau, Orange, Putnam, Rockland, Sullivan, Ulster, and Westchester Counties	845	13,921	14,766
New York	Managed Long Term Care (MLTSS only (PIHP and/or PAHP))	ElderServe	ElderServe	New York City; Nassau, Suffolk, and Westchester Counties	1,034	14,349	15,383
New York	Managed Long Term Care (MLTSS only (PIHP and/or PAHP))	ElderWood	ElderWood	Erie, Genesee, Monroe, Niagara, Orleans, and Wyoming Counties	57	978	1,035
New York	Managed Long Term Care (MLTSS only (PIHP and/or PAHP))	Extended MLTC	Extended MLTC	New York City; Nassau and Suffolk Counties	381	5,095	5,476
New York	Managed Long Term Care (MLTSS only (PIHP and/or PAHP))	Fallon Health Weinberg	Fallon Health Weinberg	Erie and Niagara Counties	35	795	830
New York	Managed Long Term Care (MLTSS only (PIHP and/or PAHP))	Fidelis Care	Fidelis Care	New York City and 57 counties	839	17,032	17,871
New York	Managed Long Term Care (MLTSS only (PIHP and/or PAHP))	Hamaspik Choice MLTC	Hamaspik Choice MLTC	Dutchess, Orange, Putnam, Rockland, Sullivan, and Ulster Counties	108	1,853	1,961
New York	Managed Long Term Care (MLTSS only (PIHP and/or PAHP))	Health Advantage/Elant Choice	Health Advantage/Elant Choice	Dutchess, Orange, and Rockland Counties	35	877	912
New York	Managed Long Term Care (MLTSS only (PIHP and/or PAHP))	HealthPlus	HealthPlus	New York City	344	4,373	4,717
New York	Managed Long Term Care (MLTSS only (PIHP and/or PAHP))	Icircle Care MLTC	Icircle Care MLTC	30 counties	184	3,373	3,557
New York	Managed Long Term Care (MLTSS only (PIHP and/or PAHP))	Integra MLTC	Integra MLTC	New York City; Nassau, Suffolk, and Westchester Counties	8,688	34,530	43,218

State	Program Name (Type)	Plan Name	Parent Organization	Geographic Region (state-defined areas, counties, or zip codes)	Medicaid-Only Enrollment	Dual Enrollment	Total Enrollment
New York	Managed Long Term Care (MLTSS only (PIHP and/or PAHP))	Kalos Health Plan	Kalos Health Plan	Chautauqua, Erie, Genesee, Monroe, Niagara, and Orleans Counties	21	534	555
New York	Managed Long Term Care (MLTSS only (PIHP and/or PAHP))	MetroPlus	MetroPlus	New York City	280	1,021	1,301
New York	Managed Long Term Care (MLTSS only (PIHP and/or PAHP))	Montefiore HMO MLTC	Montefiore HMO MLTC	New York City and Westchester County	98	1,312	1,410
New York	Managed Long Term Care (MLTSS only (PIHP and/or PAHP))	Prime Health Choice	Prime Health Choice	Albany, Dutchess, Orange, Putnam, Rockland, Warren, and Washington Counties	39	502	541
New York	Managed Long Term Care (MLTSS only (PIHP and/or PAHP))	Senior Health Partners	Senior Health Partners	New York City, Nassau and Westchester Counties	2,780	6,441	9,221
New York	Managed Long Term Care (MLTSS only (PIHP and/or PAHP))	Senior Network Health	Senior Network Health	Herkimer and Oneida Counties	8	334	342
New York	Managed Long Term Care (MLTSS only (PIHP and/or PAHP))	Senior Whole Health	Senior Whole Health	New York City and Westchester County	1,986	11,944	13,930
New York	Managed Long Term Care (MLTSS only (PIHP and/or PAHP))	Village Care	Village Care	48 counties	1,895	12,757	14,652
New York	Managed Long Term Care (MLTSS only (PIHP and/or PAHP))	VNA HomeCare Options	VNA HomeCare Options	48 counties	157	3,405	3,562
New York	Managed Long Term Care (MLTSS only (PIHP and/or PAHP))	VNS Choice	VNS Choice	New York City and 28 counties	2,685	19,396	22,081
New York	Program of All-Inclusive Care for the Elderly (PACE)	ArchCare Senior Life	ArchCare Senior Life	New York City and Westchester County	95	561	656
New York	Program of All-Inclusive Care for the Elderly (PACE)	Catholic Health - Life	Catholic Health - Life	Erie County	3	237	240
New York	Program of All-Inclusive Care for the Elderly (PACE)	CenterLight (CCM)	CenterLight (CCM)	New York City; Nassau, Suffolk, and Westchester Counties	2,042	2,219	4,261
New York	Program of All-Inclusive Care for the Elderly (PACE)	Complete Senior Care	Complete Senior Care	Niagara County	6	115	121
New York	Program of All-Inclusive Care for the Elderly (PACE)	Eddy Senior Care	Eddy Senior Care	Albany, Rensselaer, and Schenectady Counties	11	300	311

State	Program Name (Type)	Plan Name	Parent Organization	Geographic Region (state-defined areas, counties, or zip codes)	Medicaid-Only Enrollment	Dual Enrollment	Total Enrollment
New York	Program of All-Inclusive Care for the Elderly (PACE)	Fallon Health Weinberg	Fallon Health Weinberg	Erie County	20	118	138
New York	Program of All-Inclusive Care for the Elderly (PACE)	Independent Living for Seniors	Independent Living for Seniors	Monroe, Ontario, and Wayne Counties	35	697	732
New York	Program of All-Inclusive Care for the Elderly (PACE)	PACE CNY	PACE CNY	Onondaga County	8	490	498
New York	Program of All-Inclusive Care for the Elderly (PACE)	Total Senior Care	Total Senior Care	Allegany, Cattaraugus, and Chautauqua Counties	5	133	138
North Carolina	Community Care of North Carolina (PCCM Entity)	North Carolina Community Care	North Carolina Community Care	–	375,430	168,429	543,859
North Carolina	EBCI Tribal Option (PCCM Entity)	EBCI Tribal Option	EBCI Tribal Option	Cherokee, Graham, Haywood, Jackson, and Swain Counties	4,134	232	4,366
North Carolina	Standard Plan (Comprehensive MCO + MLTSS)	Healthy Blue of North Carolina	Blue Cross and Blue Shield of North Carolina	–	446,936	132	447,068
North Carolina	Standard Plan (Comprehensive MCO + MLTSS)	UnitedHealthcare	UnitedHealthcare of North Carolina, Inc.	–	366,412	107	366,519
North Carolina	Standard Plan (Comprehensive MCO + MLTSS)	Carolina Complete Health	Carolina Complete Health, Inc.	Alexander, Anson, Cabarrus, Catawba, Cleveland, Gaston, Iredell, Lincoln, Mecklenburg, Rowan, Stanly, Union, Alamance, Caswell, Chatham, Durham, Franklin, Granville, Johnston, Nash, Orange, Person, Vance, Wake, Warren, Wilson, Bladen, Brunswick, Columbus, Cumberland, Harnett, Hoke, Lee, Montgomery, Moore, New Hanover, Pender, Richmond, Robeson, Sampson, and Scotland Counties	218,185	52	218,237
North Carolina	Standard Plan (Comprehensive MCO + MLTSS)	Wellcare	WellCare of North Carolina, Inc.	–	361,265	100	361,365
North Carolina	Standard Plan (Comprehensive MCO + MLTSS)	AmeriHealth Caritas	AmeriHealth Caritas of North Carolina	–	305,385	74	305,459

State	Program Name (Type)	Plan Name	Parent Organization	Geographic Region (state-defined areas, counties, or zip codes)	Medicaid-Only Enrollment	Dual Enrollment	Total Enrollment
North Carolina	1915(b)/(c) Medicaid Waiver for MH/DD/SA Services (Behavioral Health Organization (BHO) only (PIHP and/or PAHP))	Alliance Behavioral Healthcare	Alliance Behavioral Healthcare	Cumberland, Durham, Johnston, Mecklenburg, Orange, and Wake Counties	86,797	34,922	121,719
North Carolina	1915(b)/(c) Medicaid Waiver for MH/DD/SA Services (Behavioral Health Organization (BHO) only (PIHP and/or PAHP))	Eastpointe Human Services	Eastpointe Human Services	Duplin, Edgecombe, Greene, Lenoir, Robeson, Sampson, Scotland, Warren, Wayne, and Wilson Counties	32,369	19,806	52,175
North Carolina	1915(b)/(c) Medicaid Waiver for MH/DD/SA Services (Behavioral Health Organization (BHO) only (PIHP and/or PAHP))	Partners Behavioral Health Management	Partners Behavioral Health Management	Davie, Forsyth, Gaston, Iredell, Lincoln, Rutherford, Stanly, Surry, Union, and Yadkin Counties	65,681	31,746	97,427
North Carolina	1915(b)/(c) Medicaid Waiver for MH/DD/SA Services (Behavioral Health Organization (BHO) only (PIHP and/or PAHP))	Sandhills Center for MH DD SA	Sandhills Center for MH DD SA	Davidson, Guilford, Harnett, Hoke, Lee, Montgomery, Moore, Randolph, Richmond, and Rockingham Counties	48,295	26,215	74,510
North Carolina	1915(b)/(c) Medicaid Waiver for MH/DD/SA Services (Behavioral Health Organization (BHO) only (PIHP and/or PAHP))	Trillium Health Resources	Trillium Health Resources	Beaufort, Bertie, Bladen, Brunswick, Camden, Carteret, Chowan, Columbus, Craven, Currituck, Dare, Gates, Halifax, Hertford, Hyde, Jones, Martin, Nash, New Hanover, Northampton, Onslow, Pamlico, Pasquotank, Pender, Perquimans, Pitt, Tyrrell, and Washington Counties	56,622	33,703	90,325
North Carolina	1915(b)/(c) Medicaid Waiver for MH/DD/SA Services (Behavioral Health Organization (BHO) only (PIHP and/or PAHP))	Vaya Health	Vaya Health	Alamance, Alexander, Alleghany, Ashe, Avery, Buncombe, Caldwell, Caswell, Chatham, Cherokee, Clay, Franklin, Graham, Granville, Haywood, Henderson, Jackson, Macon, Madison, McDowell, Mitchell, Person, Polk, Rowan, Stokes, Swain, Transylvania, Vance, Watauga, Wilkes, and Yancey Counties	65,461	34,712	100,173

State	Program Name (Type)	Plan Name	Parent Organization	Geographic Region (state-defined areas, counties, or zip codes)	Medicaid-Only Enrollment	Dual Enrollment	Total Enrollment
North Carolina	Program of All-Inclusive Care for the Elderly (PACE)	Carolina SeniorCare	Carolina SeniorCare	Rowan, Davidson, Davie, and Iredell Counties	10	149	159
North Carolina	Program of All-Inclusive Care for the Elderly (PACE)	CarePartners PACE	CarePartners PACE	Buncombe and Henderson Counties	3	205	208
North Carolina	Program of All-Inclusive Care for the Elderly (PACE)	Elderhaus, Inc.	Elderhaus, Inc.	New Hanover and Brunswick Counties	5	104	109
North Carolina	Program of All-Inclusive Care for the Elderly (PACE)	Life St. Joseph of the Pines, Inc.	Life St. Joseph of the Pines, Inc.	Cumberland, and portions of Harnett, Robeson, Moore, and Hoke Counties	14	207	221
North Carolina	Program of All-Inclusive Care for the Elderly (PACE)	PACE at Home, Inc.	PACE	Catawba, and portions of Lincoln, Burke, Caldwell, and Alexander Counties	5	118	123
North Carolina	Program of All-Inclusive Care for the Elderly (PACE)	PACE of the Southern Piedmont	PACE	Mecklenburg, Cabarrus, Union, and portions of Stanley Counties	6	176	182
North Carolina	Program of All-Inclusive Care for the Elderly (PACE)	PACE of the Triad	PACE	Guilford and Rockingham Counties	18	221	239
North Carolina	Program of All-Inclusive Care for the Elderly (PACE)	Piedmont Health Services, Inc.	Piedmont Health Services, Inc.	Alamance, Caswell, Chatham, Lee Orange, and a portion of Durham Counties	11	295	306
North Carolina	Program of All-Inclusive Care for the Elderly (PACE)	Senior Total Life Care, Inc.	Senior Total Life Care, Inc.	Gaston, and portions of Cleveland and Lincoln Counties	12	221	233
North Carolina	Program of All-Inclusive Care for the Elderly (PACE)	Staywell	Staywell Senior Care	Montgomery, Moore, and Randolph Counties	6	73	79
North Carolina	Program of All-Inclusive Care for the Elderly (PACE)	Voans Senior Community Care of North Carolina	Voans Senior Community Care of North Carolina	Durham, Wake, and a portion of Granville Counties	12	160	172
North Dakota	North Dakota Medicaid Expansion (Comprehensive MCO)	North Dakota Medicaid Expansion	ND Health & Human Services	Statewide	36,680	0	36,680
North Dakota	Primary Care Case Management Program (PCCM)	Primary Care Case Management (PCCM)	ND Health & Human Services	Statewide	67,874	0	67,874
North Dakota	Program of All-Inclusive Care for the Elderly (PACE)	Program of All-Inclusive Care for the Elderly	ND Health & Human Services	zip codes	10	175	185
Ohio	Ohio Medicaid Managed Care Program (Comprehensive MCO)	Buckeye Community Health Plan	Centene Corporation	—	439,412	0	439,412

State	Program Name (Type)	Plan Name	Parent Organization	Geographic Region (state-defined areas, counties, or zip codes)	Medicaid-Only Enrollment	Dual Enrollment	Total Enrollment
Ohio	Ohio Medicaid Managed Care Program (Comprehensive MCO)	CareSource	CareSource	–	1,425,286	0	1,425,286
Ohio	Ohio Medicaid Managed Care Program (Comprehensive MCO)	Molina Healthcare of Ohio, Inc.	Molina Healthcare, Inc.	–	334,195	0	334,195
Ohio	Ohio Medicaid Managed Care Program (Comprehensive MCO)	Paramount Advantage	ProMedica	–	253,538	0	253,538
Ohio	Ohio Medicaid Managed Care Program (Comprehensive MCO)	UnitedHealthcare Community Plan of Ohio, Inc.	UnitedHealthcare, Inc.	–	362,126	0	362,126
Ohio	MyCare Ohio Opt-Out Program (Comprehensive MCO + MLTSS)	Aetna	Aetna, Inc.	Northwest, Southwest, Central	0	28,469	28,469
Ohio	MyCare Ohio Opt-Out Program (Comprehensive MCO + MLTSS)	Buckeye Community Health Plan	Centene Corporation	Northeast, Northwest, West Central	0	28,410	28,410
Ohio	MyCare Ohio Opt-Out Program (Comprehensive MCO + MLTSS)	CareSource	CareSource	Northeast, Northeast Central, East Central	0	33,287	33,287
Ohio	MyCare Ohio Opt-Out Program (Comprehensive MCO + MLTSS)	Molina Healthcare of Ohio, Inc.	Molina Healthcare, Inc.	Southwest, Central, West Central	0	28,922	28,922
Ohio	MyCare Ohio Opt-Out Program (Comprehensive MCO + MLTSS)	UnitedHealthcare Community Plan of Ohio, Inc.	UnitedHealthcare	Northeast, Northeast Central, East Central	0	28,689	28,689
Ohio	Ohio Program of All-Inclusive Care for the Elderly (Ohio PACE)	McGregor PACE	McGregor PACE	Cuyahoga County	119	532	651
Oklahoma	SoonerCare Choice (Primary Care Case Management (PCCM))	SoonerCare Choice	Oklahoma Health Care Authority	Statewide	824,413	0	824,413
Oklahoma	SoonerRide Non-Emergency Medical Transportation (NEMT)	SoonerRide	Oklahoma Health Care Authority	Statewide	1,140,235	133,713	1,273,948
Oklahoma	Program of All-Inclusive Care for the Elderly (PACE)	Life PACE	Life PACE	74011, 74012, 74103, 74104, 74105, 74106, 74107, 74110, 74112, 74114, 74115, 74116, 74119, 74126, 74127, 74128, 74129, 74130, 74133, 74134, 74135, 74136, 74145, 74146, 74169, 74021, 74066, 74063, 74055, 74070, 74033	20	199	219

State	Program Name (Type)	Plan Name	Parent Organization	Geographic Region (state-defined areas, counties, or zip codes)	Medicaid-Only Enrollment	Dual Enrollment	Total Enrollment
Oklahoma	Program of All-Inclusive Care for the Elderly (PACE)	Valir PACE	Valir PACE	73008, 73012, 73013, 73034, 73066, 73071, 73072, 73084, 73099, 73104, 73105, 73106, 73107, 73108, 73109, 73110, 73111, 73112, 73113, 73114, 73115, 73116, 73117, 73118, 73119, 73120, 73121, 73122, 73127, 73128, 73129, 73130, 73132, 73134, 73135, 73136, 73139, 73140, 73141, 73142, 73149, 73159, 73160, 73162, 73170, 73099, 73064, 73065, 73020, 73051, 73068, 73004, 73072, 73069, 73071, 73026, 74857, 73049, 73007, 73045, 73010, 73093, 73080, 73093, 73089, 73036, 73090, 73078	47	247	294
Oklahoma	Program of All-Inclusive Care for the Elderly (PACE)	Cherokee Elder Care (CEC)	Cherokee Elder Care (CEC)	74347, 74352, 74364, 74365, 74401, 74402, 74403, 74423, 74427, 74434, 74441, 74451, 74452, 74457, 74464, 74465, 74471, 74960, 74964, 74965, 74359, 74931, 74435, 74962, 74945, 74955, 74467	23	177	200
Oregon	OHP - Oregon Health Plan (Comprehensive MCO + MLTSS)	Advantage Dental Services	Advantage Dental Services	Statewide, except Tillamook County	24,314	597	24,911
Oregon	OHP - Oregon Health Plan (Comprehensive MCO + MLTSS)	Capitol Dental Care, Inc.	HealthShare of Oregon	Benton, Clackamas, Clatsop, Columbia, Crook, Deschutes, Hood River, Jackson, Jefferson, Josephine, Klamath, Lane, Lincoln, Linn, Marion, Multnomah, Polk, Umatilla (97880 excluded), Wasco (97001 and 97057 excluded), Washington, and Yamhill Counties	17,163	475	17,638

State	Program Name (Type)	Plan Name	Parent Organization	Geographic Region (state-defined areas, counties, or zip codes)	Medicaid-Only Enrollment	Dual Enrollment	Total Enrollment
Oregon	OHP - Oregon Health Plan (Comprehensive MCO + MLTSS)	Family Dental Care	HealthShare of Oregon	Clackamas, Multnomah, and Washington Counties	3,989	121	4,110
Oregon	OHP - Oregon Health Plan (Comprehensive MCO + MLTSS)	AllCare Health Plan	AllCare Health Plan	Curry, Douglas (97410, 97442 only), Jackson, and Josephine Counties	53,338	5,939	59,277
Oregon	OHP - Oregon Health Plan (Comprehensive MCO + MLTSS)	Cascade Health Alliance	Cascade Health Alliance	Klamath (97731, 97733, 97737, 97739, and 97425 excluded) County	22,500	2,107	24,607
Oregon	OHP – Oregon Health Plan (Comprehensive MCO + MLTSS)	Columbia Pacific	Columbia Pacific	Clatsop, Columbia, and Tillamook Counties	31,021	2,977	33,998
Oregon	OHP – Oregon Health Plan (Comprehensive MCO + MLTSS)	Managed Dental Care of Oregon	HealthShare of Oregon	Clackamas, Multnomah, and Washington Counties	3,984	92	4,076
Oregon	OHP – Oregon Health Plan (Comprehensive MCO + MLTSS)	ODS Community Health Inc.	MODA Health	Baker, Benton, Clackamas, Clatsop, Columbia, Crook, Deschutes (97733, 97735 excluded), Hood River, Jackson, Jefferson, Josephine, Lane, Linn (97759 excluded), Malheur, Marion, Multnomah, Polk (97370 excluded), Tillamook, Wallowa (97828, 97846 only), Wasco, Washington, and Yamhill Counties	15,850	358	16,208
Oregon	OHP – Oregon Health Plan (Comprehensive MCO + MLTSS)	Eastern Oregon CCO	Eastern Oregon CCO	Baker, Gilliam, Grant, Harney, Lake, Malheur, Morrow, Sherman, Umatilla, Union, Wallowa, and Wheeler Counties	62,563	5,643	68,206
Oregon	OHP – Oregon Health Plan (Comprehensive MCO + MLTSS)	HealthShare of Oregon	HealthShare of Oregon	Clackamas, Multnomah, and Washington Counties	379,065	32,876	411,941
Oregon	OHP – Oregon Health Plan (Comprehensive MCO + MLTSS)	InterCommunity Health Network	InterCommunity Health Network	Benton, Lincoln, and Linn Counties	70,285	6,521	76,806
Oregon	OHP – Oregon Health Plan (Comprehensive MCO + MLTSS)	Jackson Care Connect	Jackson Care Connect	Jackson County	57,138	3,745	60,883
Oregon	OHP – Oregon Health Plan (Comprehensive MCO + MLTSS)	PacificSource Community Solutions – Central Oregon	PacificSource Community Solutions – Central Oregon	Crook, Deschutes, Jefferson, and Klamath (97731, 97733, 97737, 97739 only)	64,915	4,656	69,571

State	Program Name (Type)	Plan Name	Parent Organization	Geographic Region (state-defined areas, counties, or zip codes)	Medicaid-Only Enrollment	Dual Enrollment	Total Enrollment
Oregon	OHP – Oregon Health Plan (Comprehensive MCO + MLTSS)	PacificSource Community Solutions – Columbia Gorge	PacificSource Community Solutions – Columbia Gorge	Hood River and Wasco Counties	14,864	1,222	16,086
Oregon	OHP – Oregon Health Plan (Comprehensive MCO + MLTSS)	PacificSource Community Solutions – Lane (CCO)	PacificSource Community Solutions – Lane (CCO)	Lane County	78,098	6,529	84,627
Oregon	OHP – Oregon Health Plan (Comprehensive MCO + MLTSS)	PacificSource Community Solutions – Marion Polk (CCO)	PacificSource Community Solutions – Marion Polk (CCO)	Marion and Polk Counties	123,477	9,441	132,918
Oregon	OHP – Oregon Health Plan (Comprehensive MCO + MLTSS)	Trillium Community Health Plan – Tri-County	Trillium Community Health Plan – Tri-County	Multnomah, Washington, and Clackamas counties	25,535	2,335	27,870
Oregon	OHP - Oregon Health Plan (Comprehensive MCO + MLTSS)	Trillium Community Health Plan	Trillium Community Health Plan	Douglas (97424, 97493, 97436, 97441, 97467, and 97473 only), Lane, and Linn (97446 only) Counties	30,978	4,536	35,514
Oregon	OHP - Oregon Health Plan (Comprehensive MCO + MLTSS)	Umpqua Health Alliance	Umpqua Health Alliance	Douglas (97441, 97467, 97473 excluded) County	32,094	3,256	35,350
Oregon	OHP - Oregon Health Plan (Comprehensive MCO + MLTSS)	Advanced Health	Advanced Health	Coos and Curry Counties	23,464	2,937	26,401
Oregon	OHP - Oregon Health Plan (Comprehensive MCO + MLTSS)	Yamhill Community Care	Yamhill Community Care	Polk (97101, 97304, 97347, 97371, 97378, 97396 only), Washington (97119, 97123, 97132, 97140 only), and Yamhill Counties	30,529	2,635	33,164
Oregon	Program of All-Inclusive Care for the Elderly (PACE)	Providence Elder Place	Providence	Multnomah, Washington (97113, 97116, 97140, 97062, 97078, 97003, 97123, 97124, 97005, 97006, 97007, 97008, 97223, 97224, 97225, 97229 only), Clackamas (97015, 97027, 97086, 97036, 97045, 97062, 97068, 97034, 97035, 97206, 97219, 97222, 97267, 97268, 97269 only), Clatsop, and Tillamook Counties (97130, 97131, 97147 only)	74	1,501	1,575

State	Program Name (Type)	Plan Name	Parent Organization	Geographic Region (state-defined areas, counties, or zip codes)	Medicaid-Only Enrollment	Dual Enrollment	Total Enrollment
Oregon	Program of All-Inclusive Care for the Elderly (PACE)	AllCare PACE	AllCare Health Plan	Jackson (97501, 97502, 97504, 97525, 97535, 97537) and Josephine Counties (97526, 97527, 97543)	2	40	42
Pennsylvania	Physical Health HealthChoices (Comprehensive MCO)	Aetna Better Health	Aetna	Southeast zone, Southwest zone, Lehigh/Capital zone, Northwest zone, Northeast zone	290,084	586	290,670
Pennsylvania	Physical Health HealthChoices (Comprehensive MCO)	Gateway Health	Gateway Health	Southwest zone, Lehigh/Capital zone, Northwest zone	326,275	690	326,965
Pennsylvania	Physical Health HealthChoices (Comprehensive MCO)	Health Partners Plan	Health Partners Plan	Southeast zone	275,637	551	276,188
Pennsylvania	Physical Health HealthChoices (Comprehensive MCO)	United Healthcare Community Plan, Inc.	United Healthcare	Southeast zone, Southwest zone, Lehigh/Capital zone	291,848	693	292,541
Pennsylvania	Physical Health HealthChoices (Comprehensive MCO)	UPMC for You	UPMC	Southwest zone, Lehigh/Capital zone, Northwest zone	556,369	1,159	557,528
Pennsylvania	Physical Health HealthChoices (Comprehensive MCO)	Geisinger Health Plan	Geisinger Health Plan	Northeast	232,882	463	233,345
Pennsylvania	Physical Health HealthChoices (Comprehensive MCO)	AmeriHealth Caritas/AmeriHealth Caritas Northeast	Vista	Lehigh/Capital, Northwest, Northeast	371,788	749	372,537
Pennsylvania	Physical Health HealthChoices (Comprehensive MCO)	Keystone First	Vista	Southeast	530,571	1,302	531,873
Pennsylvania	Community HealthChoices (Comprehensive MCO + MLTSS)	UPMC Community HealthChoices	UPMC	Statewide	8,858	126,983	135,841
Pennsylvania	Community HealthChoices (Comprehensive MCO + MLTSS)	Pennsylvania Health & Wellness	Centene Corporation	Statewide	4,313	83,885	88,198
Pennsylvania	Community HealthChoices (Comprehensive MCO + MLTSS)	AmeriHealth Caritas	Vista	All counties in PA except Bucks, Chester, Delaware, Montgomery, and Philadelphia Counties	5,251	76,728	81,979
Pennsylvania	Community HealthChoices (Comprehensive MCO + MLTSS)	Keystone First	Vista	Bucks, Chester, Delaware, Montgomery, and Philadelphia Counties	17,195	76,384	93,579

State	Program Name (Type)	Plan Name	Parent Organization	Geographic Region (state-defined areas, counties, or zip codes)	Medicaid-Only Enrollment	Dual Enrollment	Total Enrollment
Pennsylvania	Behavioral Health HealthChoices (BHO only - PIHP and/or PAHP)	Allegheny County HealthChoices	Allegheny County HealthChoices Community Care Behavioral Health	Allegheny County	238,102	35,230	273,332
Pennsylvania	Behavioral Health HealthChoices (BHO only - PIHP and/or PAHP)	Beaver County HealthChoices	Beacon Health Options	Beaver County	34,698	5,288	39,986
Pennsylvania	Behavioral Health HealthChoices (BHO only - PIHP and/or PAHP)	Behavioral Health Alliance of Rural Pennsylvania	Community Care Behavioral Health	Bradford, Cameron, Centre, Clarion, Clearfield, Columbia, Elk, Forest, Greene Huntingdon, Jefferson, Juniata, McKean, Mifflin, Montour, Northumberland, Potter, Schuylkill, Snyder, Sullivan, Tioga, Union, Warren, and Wayne Counties	233,240	36,150	269,390
Pennsylvania	Behavioral Health HealthChoices (BHO only - PIHP and/or PAHP)	Behavioral Health Services of Somerset and Bedford Counties	Community Care Behavioral Health	Bedford and Somerset Counties	25,211	4,054	29,265
Pennsylvania	Behavioral Health HealthChoices (BHO only - PIHP and/or PAHP)	Berks County HealthChoices	Community Care Behavioral Health	Berks County	102,717	12,086	114,803
Pennsylvania	Behavioral Health HealthChoices (BHO only - PIHP and/or PAHP)	Blair County HealthChoices	Community Care Behavioral Health	Blair County	31,081	4,566	35,647
Pennsylvania	Behavioral Health HealthChoices (BHO only - PIHP and/or PAHP)	Bucks County HealthChoices	Magellan Behavioral Health	Bucks County	88,137	11,836	99,973
Pennsylvania	Behavioral Health HealthChoices (BHO only - PIHP and/or PAHP)	Cambria County HealthChoices	Magellan Behavioral Health	Cambria County	32,398	4,929	37,327
Pennsylvania	Behavioral Health HealthChoices (BHO only - PIHP and/or PAHP)	Carbon-Monroe-Pike Joinder Board	Community Care Behavioral Health	Carbon, Monroe, and Pike Counties	67,583	7,079	74,662
Pennsylvania	Behavioral Health HealthChoices (BHO only - PIHP and/or PAHP)	Chester County HealthChoices	Community Care Behavioral Health	Chester County	62,361	6,832	69,193
Pennsylvania	Behavioral Health HealthChoices (BHO only - PIHP and/or PAHP)	Capital Area Behavioral Health Collaborative	PerformCare	Cumberland, Dauphin, Lancaster, Lebanon, and Perry Counties	260,084	29,929	290,013
Pennsylvania	Behavioral Health HealthChoices (BHO only - PIHP and/or PAHP)	Delaware County HealthChoices	Community Care Behavioral Health	—	129,873	15,348	145,221
Pennsylvania	Behavioral Health HealthChoices (BHO only - PIHP and/or PAHP)	Erie County HealthChoices	Community Care Behavioral Health	Erie County	74,476	10,347	84,823

State	Program Name (Type)	Plan Name	Parent Organization	Geographic Region (state-defined areas, counties, or zip codes)	Medicaid-Only Enrollment	Dual Enrollment	Total Enrollment
Pennsylvania	Behavioral Health HealthChoices (BHO only - PIHP and/or PAHP)	Fayette County HealthChoices	Beacon Health Options	Fayette County	39,090	6,259	45,349
Pennsylvania	Behavioral Health HealthChoices (BHO only - PIHP and/or PAHP)	Lehigh County HealthChoices	Magellan Behavioral Health	Lehigh County	97,546	12,132	109,678
Pennsylvania	Behavioral Health HealthChoices (BHO only - PIHP and/or PAHP)	Lycoming-Clinton Joinder Board	Community Care Behavioral Health	Clinton and Lycoming Counties	35,356	5,044	40,400
Pennsylvania	Behavioral Health HealthChoices (BHO only - PIHP and/or PAHP)	Montgomery County HealthChoices	Magellan Behavioral Health	Montgomery County	117,586	15,528	133,114
Pennsylvania	Behavioral Health HealthChoices (BHO only - PIHP and/or PAHP)	Northampton County HealthChoices	Magellan Behavioral Health	Northampton County	57,261	7,462	64,723
Pennsylvania	Behavioral Health HealthChoices (BHO only - PIHP and/or PAHP)	Northeast Behavioral Health Care Consortium	Community Care Behavioral Health	Lackawanna, Luzerne, Susquehanna, and Wyoming Counties	167,470	21,736	189,206
Pennsylvania	Behavioral Health HealthChoices (BHO only - PIHP and/or PAHP)	Northwest Behavioral Health Partnership	Beacon Health Options	Crawford, Mercer, and Venango Counties	57,061	9,526	66,587
Pennsylvania	Behavioral Health HealthChoices (BHO only - PIHP and/or PAHP)	Philadelphia County HealthChoices	Community Behavioral Health	Philadelphia County	647,741	89,972	737,713
Pennsylvania	Behavioral Health HealthChoices (BHO only - PIHP and/or PAHP)	Southwest Behavioral Health Management	Beacon Health Options	Armstrong, Butler, Indiana, Lawrence, Washington, and Westmoreland Counties	186,095	28,498	214,593
Pennsylvania	Behavioral Health HealthChoices (BHO only - PIHP and/or PAHP)	Tuscarora Managed Care Alliance	PerformCare	Franklin and Fulton Counties	33,721	3,692	37,413
Pennsylvania	Behavioral Health HealthChoices (BHO only - PIHP and/or PAHP)	York/Adams HealthChoices Joinder Governing Board	Community Care Behavioral Health	York and Adams Counties	112,412	11,450	123,862
Pennsylvania	Medical Assistance Transportation Program (MATP) Non-Emergency Medical Transportation (NEMT)	Modivcare	Modivcare	Philadelphia	655,027	87,571	742,598
Pennsylvania	Adult Community Autism Program (Other Prepaid Health Plan - limited benefits)	Adult Community Autism Program	Keystone Autism Services	Dauphin, Cumberland, Lancaster, and Chester Counties	89	93	182
Pennsylvania	Living Independence for the Elderly (LIFE) Program of All-Inclusive Care for the Elderly (PACE)	Senior LIFE Greensburg H- 2937	Senior LIFE	Westmoreland County	20	218	238

State	Program Name (Type)	Plan Name	Parent Organization	Geographic Region (state-defined areas, counties, or zip codes)	Medicaid-Only Enrollment	Dual Enrollment	Total Enrollment
Pennsylvania	LIFE PACE	Senior LIFE Johnstown H- 3925	Senior LIFE	Cambria and Somerset Counties (partial)	34	208	242
Pennsylvania	LIFE PACE	Senior LIFE Altoona H- 5902	Senior LIFE	Blair, Cambria, and Indiana Counties	49	445	494
Pennsylvania	LIFE PACE	Senior LIFE York H- 0819	Senior LIFE	York and Dauphin Counties	27	272	299
Pennsylvania	LIFE PACE	Senior LIFE Lehigh H- 5978	Senior LIFE	Lehigh, Berks, and Northampton Counties	34	441	475
Pennsylvania	LIFE PACE	SpiriTrust LIFE H-2537	SpiriTrust LIFE H- 2537	Franklin, Cumberland, and Perry Counties	1	83	84
Pennsylvania	LIFE PACE	Senior LIFE Washington H- 2992	Senior LIFE	Washington, Fayette, and Greene Counties	98	548	646
Pennsylvania	LIFE PACE	LIFE NWPA H-4999	LIFE NWPA H- 4999	Erie, Mercer, Crawford, and Warren Counties	32	488	520
Pennsylvania	LIFE PACE	LIFE Geisinger H-2064	Geisinger Health Plan	Luzerne, Lackawanna, Columbia, Montour, Northumberland, and Schuylkill Counties	19	346	365
Pennsylvania	LIFE PACE	Mercy LIFE H-3919	Mercy LIFE H- 3919	Philadelphia and Delaware Counties	37	798	835
Pennsylvania	LIFE PACE	Mercy LIFE West Philadelphia H-3908	Mercy LIFE West Philadelphia H- 3908	Philadelphia County	42	344	386
Pennsylvania	LIFE PACE	LIFE St. Mary H-6551	LIFE St. Mary H- 6551	Bucks County	1	247	248
Pennsylvania	LIFE PACE	Innovage LIFE H-9830	Innovage LIFE H- 9830	Philadelphia County	1	703	704
Pennsylvania	LIFE PACE	Albright LIFE H-9068	Albright LIFE H- 9068	Lancaster, Lebanon, Lycoming, Clinton, Union, and Chester Counties	1	177	178
Pennsylvania	LIFE PACE	Community LIFE H- 3917	Community LIFE H- 3917	Allegheny, Westmoreland, and Washington Counties	1	748	749
Pennsylvania	LIFE PACE	LIFE Pittsburgh H-3918	LIFE Pittsburgh H- 3918	Allegheny County	35	506	541
Pennsylvania	LIFE PACE	VieCare Butler H-3060	VieCare Butler H- 3060	Butler County	1	171	172
Pennsylvania	LIFE PACE	VieCare Beaver H- 7660	VieCare Beaver H- 7660	Beaver and Lawrence Counties	1	456	457
Pennsylvania	LIFE PACE	VieCare Armstrong H- 6118	VieCare Armstrong H- 6118	Armstrong County	1	88	89
Puerto Rico	Comprehensive MCO (Comprehensive MCO)	Government Health Plan First Medical	Government Health Plan First Medical	Statewide	310,019	15,192	325,211
Puerto Rico	Comprehensive MCO (Comprehensive MCO)	Government Health Plan MMM Multi Health	Government Health Plan MMM Multi Health	Statewide	306,672	19,012	325,684

State	Program Name (Type)	Plan Name	Parent Organization	Geographic Region (state-defined areas, counties, or zip codes)	Medicaid-Only Enrollment	Dual Enrollment	Total Enrollment
Puerto Rico	Comprehensive MCO (Comprehensive MCO)	Government Health Plan de Salud Menonita	Government Health Plan de Salud Menonita	Statewide	164,393	7,788	172,181
Puerto Rico	Comprehensive MCO (Comprehensive MCO)	Government Health Plan Triple S Salud	Government Health Plan Triple S Salud	Statewide	442,701	19,226	461,927
Puerto Rico	Comprehensive MCO - Medicare Platino (Comprehensive MCO)	Medicare Platino - MMM Healthcare	Medicare Platino - MMM Healthcare	Statewide	0	144,325	144,325
Puerto Rico	Comprehensive MCO - Medicare Platino (Comprehensive MCO)	Medicare Platino - MCS Advantage	Medicare Platino - MCS Advantage	Statewide	0	107,430	107,430
Puerto Rico	Comprehensive MCO - Medicare Platino (Comprehensive MCO)	Medicare Platino - Humana	Medicare Platino - Humana	Statewide	0	14,292	14,292
Puerto Rico	Comprehensive MCO - Medicare Platino (Comprehensive MCO)	Medicare Platino - Triple S Advantage	Medicare Platino - Triple S Advantage	Statewide	0	43,008	43,008
Rhode Island	Rite Care, Rhody Health Partners, and Medicaid Expansion (Comprehensive MCO)	Neighborhood Health Plan of Rhode Island	N/A	Statewide	179,352	2,379	181,731
Rhode Island	Rite Care, Rhody Health Partners, and Medicaid Expansion (Comprehensive MCO)	UnitedHealthCare of Rhode Island Community Plan	UnitedHealthcare, Inc.	Statewide	96,636	2,404	99,040
Rhode Island	Rite Care, Rhody Health Partners, and Medicaid Expansion (Comprehensive MCO)	Tufts Health Public Plans	Point32Health	Statewide	19,356	368	19,724
Rhode Island	Rite Smiles Dental Program (Dental only (PAHP))	UnitedHealthcare Dental of Rhode Island	UnitedHealthcare Insurance Company	Statewide	134,036	60	134,096
Rhode Island	Rhode Island Non-Emergency Medical Transportation Program (Non-Emergency Medical Transportation)	Medical Transportation Management, Inc.	Medical Transportation Management	Statewide	307,436	42,694	350,130
Rhode Island	RI Medicaid PACE Program Program of All-Inclusive Care for the Elderly (PACE)	PACE Organization of Rhode Island	PACE Organizations	Statewide	40	358	398
South Carolina	South Carolina Managed Care Organizations (MCO) (Comprehensive MCO)	First Choice by Select Health	Amerihealth Caritas	Statewide	423,216	91	423,307

State	Program Name (Type)	Plan Name	Parent Organization	Geographic Region (state-defined areas, counties, or zip codes)	Medicaid-Only Enrollment	Dual Enrollment	Total Enrollment
South Carolina	South Carolina Managed Care Organizations (MCO) (Comprehensive MCO)	Healthy Blue by Blue Choice	BlueCross and BlueShield of South Carolina	Statewide	188,606	76	188,682
South Carolina	South Carolina Managed Care Organizations (MCO) (Comprehensive MCO)	Molina Healthcare of South Carolina	Molina Healthcare	Statewide	183,740	92	183,832
South Carolina	South Carolina Managed Care Organizations (MCO) (Comprehensive MCO)	Absolute Total Care, Inc.	Centene	Statewide	237,650	84	237,734
South Carolina	South Carolina Managed Care Organizations (MCO) (Comprehensive MCO)	Humana Healthy Horizons	Humana	Statewide	11,591	16	11,607
South Carolina	South Carolina Medical Homes Network (MHN) (Primary Care Case Management Entity (PCCM Entity))	SC Solutions	South Carolina Solutions	Statewide	999	4	1,003
South Carolina	Program of All-Inclusive Care for the Elderly (PACE)	Prisma Health Senior Care Upstate	Prisma Health System	Greenville, Pickens, and Anderson Counties	8	81	89
South Carolina	Program of All-Inclusive Care for the Elderly (PACE)	Prisma Health Senior Care Midlands	Prisma Health System	Richland and Lexington Counties	26	285	311
South Carolina	Program of All-Inclusive Care for the Elderly (PACE)	Orangeburg Senior Helping Center	The Methodist Oaks	Orangeburg, Calhoun, and Bamberg Counties	7	81	88
South Dakota	PRIME (Primary Care Case Management (PCCM))	Multiple Primary Care Providers	Multiple Primary Care Providers	Statewide	104,455	0	104,455
Tennessee	TennCare III (Comprehensive MCO + MLTSS)	Amerigroup	Amerigroup	Statewide	453,931	53,805	507,736
Tennessee	TennCare III (Comprehensive MCO + MLTSS)	DentaQuest USA Insurance Company	DentaQuest USA Insurance Company	Statewide	1,009,736	590	1,010,326
Tennessee	TennCare III (Comprehensive MCO + MLTSS)	OptumRx	OptumRx Holdings, LLC	Statewide	1,530,543	409	1,530,952
Tennessee	TennCare III (Comprehensive MCO + MLTSS)	UnitedHealthcare Community Plan	UnitedHealth Group	Statewide	454,218	54,042	508,260
Tennessee	TennCare III (Comprehensive MCO + MLTSS)	Volunteer State Health Plan (BlueCare)	Blue Cross Blue Shield Association	Statewide	572,469	55,832	628,301

State	Program Name (Type)	Plan Name	Parent Organization	Geographic Region (state-defined areas, counties, or zip codes)	Medicaid-Only Enrollment	Dual Enrollment	Total Enrollment
Tennessee	TennCare III (Comprehensive MCO + MLTSS)	Volunteer State Health Plan (TennCare Select)	Blue Cross Blue Shield Association	Statewide	49,925	3,124	53,049
Tennessee	Program of All-Inclusive Care for the Elderly (PACE)	Alexian Brothers Community Services	Alexian Brothers Community Services	Hamilton County	13	273	286
Texas	STAR (Comprehensive MCO)	Amerigroup Texas, Inc.	Amerigroup, Inc.	Bexar SDA, Dallas SDA, Harris SDA, Jefferson SDA, Lubbock SDA, MRSA Central, MRSA Northeast, MRSA West, and Tarrant SDA	838,368	0	838,368
Texas	STAR (Comprehensive MCO)	Superior Health Plan, Inc.	Centene Corporation	Bexar SDA, El Paso SDA, Hidalgo SDA, Lubbock SDA, MRSA Central, MRSA Northeast, MRSA West, Nueces SDA, and Travis SDA	1,073,125	0	1,073,125
Texas	STAR (Comprehensive MCO)	El Paso Health Plans, Inc., dba El Paso Health	El Paso County Hospital District, dba University Medical Center of El Paso	Bexar SDA and El Paso SDA	96,219	0	96,219
Texas	STAR (Comprehensive MCO)	Aetna Better Health of Texas, Inc.	Aetna	Bexar SDA and Tarrant SDA	131,901	0	131,901
Texas	STAR (Comprehensive MCO)	Community First Health Plans, Inc.	Bexar County Hospital District, dba University Health System	Bexar SDA	166,878	0	166,878
Texas	STAR (Comprehensive MCO)	Seton Health Plan, Inc. dba Dell Children's Health Plan	Seton Insurance Services Corporation	Travis SDA	43,087	0	43,087
Texas	STAR (Comprehensive MCO)	UnitedHealthcare Insurance Company, dba United Healthcare Community Plan	UnitedHealthcare	Harris SDA, Hidalgo SDA, Jefferson SDA, and Nueces SDA	241,897	0	241,897
Texas	STAR (Comprehensive MCO)	Texas Children's Health Plan, Inc.	Texas Children's	Harris SDA and Jefferson SDA	538,357	0	538,357
Texas	STAR (Comprehensive MCO)	Molina Healthcare of Texas, Inc.	Molina Healthcare	Dallas SDA, El Paso SDA, Harris SDA, Hidalgo SDA, and Jefferson SDA	132,952	0	132,952
Texas	STAR (Comprehensive MCO)	Driscoll Children's Health Plan	Driscoll	Hidalgo SDA and Nueces SDA	242,182	0	242,182
Texas	STAR (Comprehensive MCO)	Parkland Community Health Plan, Inc.	Dallas County Hospital District	Dallas SDA	231,236	0	231,236
Texas	STAR (Comprehensive MCO)	Cook Children's Health Plan	Cook Children's Health System	Tarrant SDA	161,751	0	161,751

State	Program Name (Type)	Plan Name	Parent Organization	Geographic Region (state-defined areas, counties, or zip codes)	Medicaid-Only Enrollment	Dual Enrollment	Total Enrollment
Texas	STAR (Comprehensive MCO)	Community Health Choice Texas, Inc.	Harris County Hospital District, dba Harris Health System	Harris SDA and Jefferson SDA	386,545	0	386,545
Texas	STAR (Comprehensive MCO)	Health Care Service Corp	Health Care Service Corporation	Travis SDA	56,122	0	56,122
Texas	STAR (Comprehensive MCO)	SHA. LLC, dba FirstCare Health Plans	Scott & White Health Plan	Lubbock SDA and MRSA West	114,477	0	114,477
Texas	STAR (Comprehensive MCO)	Scott & White Health Plan	Baylor Scott & White Holdings	MRSA Central	65,372	0	65,372
Texas	STAR Kids (Comprehensive MCO + MLTSS)	Amerigroup Insurance Company	Amerigroup Corporation (owned by ATH Holding Company, LLC)	Dallas SDA, El Paso SDA, Harris SDA, MRSA West, and Lubbock SDA	28,570	142	28,712
Texas	STAR Kids (Comprehensive MCO + MLTSS)	Superior HealthPlan, Inc.	Centene Corporation	Bexar SDA, El Paso SDA, Hidalgo SDA, Lubbock SDA, MRSA West SDA, Travis SDA, and Nueces SDA	31,181	151	31,332
Texas	STAR Kids (Comprehensive MCO + MLTSS)	Aetna Better Health of Texas, Inc.	Aetna	Tarrant SDA	12,870	45	12,915
Texas	STAR Kids (Comprehensive MCO + MLTSS)	Community First Health Plans, Inc.	Bexar County Hospital District, dba University Health System	Bexar SDA	7,768	49	7,817
Texas	STAR Kids (Comprehensive MCO + MLTSS)	UnitedHealthcare Insurance Company, dba United Healthcare	United Healthcare	Harris SDA, Hidalgo SDA, Jefferson SDA, MRSA Central SDA, MRSA Northeast SDA, and Nueces SDA	29,091	131	29,222
Texas	STAR Kids (Comprehensive MCO + MLTSS)	Texas Children's Health Plan, Inc.	Texas Children's	Harris SDA, Jefferson SDA, and MRSA Northeast SDA	30,366	124	30,490
Texas	STAR Kids (Comprehensive MCO + MLTSS)	Driscoll Children's Health Plan	Driscoll Children's Hospital	Hidalgo SDA and Nueces SDA	10,681	42	10,723
Texas	STAR Kids (Comprehensive MCO + MLTSS)	Cook Children's Health Plan	Cook Children's Health Care System	Tarrant SDA	9,739	57	9,796
Texas	STAR Kids (Comprehensive MCO + MLTSS)	Health Care Service Corporation DBA Blue Cross and Blue Shield of Texas (BCBSTX)	Health Care Service Corporation, a Mutual Legal Reserve Company	MRSA Central SDA and Travis SDA	8,830	50	8,880

State	Program Name (Type)	Plan Name	Parent Organization	Geographic Region (state-defined areas, counties, or zip codes)	Medicaid-Only Enrollment	Dual Enrollment	Total Enrollment
Texas	STAR HEALTH (Comprehensive MCO + MLTSS)	Superior Health Plan	Centene Corporation	Statewide	45,729	0	45,729
Texas	STAR+PLUS (Comprehensive MCO + MLTSS)	Amerigroup Texas, Inc.	Amerigroup Corporation (owned by ATH Holding Company, LLC)	Bexar SDA, El Paso SDA, Harris SDA, Jefferson SDA, Lubbock SDA, MRSA West, Tarrant SDA, and Travis SDA	58,530	75,072	133,602
Texas	STAR+PLUS (Comprehensive MCO + MLTSS)	Superior HealthPlan, Inc.	Centene Corporation	Bexar SDA, Dallas SDA, Hidalgo SDA, Lubbock SDA, Nueces SDA, MRSA Central, and MRSA West	69,644	79,465	149,109
Texas	STAR+PLUS (Comprehensive MCO + MLTSS)	UnitedHealthcare Insurance Company, dba United Healthcare Community Plan	UnitedHealthcare	Harris SDA, Jefferson SDA, Nueces SDA, Travis SDA, MRSA Central, and MRSA Northeast	68,520	75,506	144,026
Texas	STAR+PLUS (Comprehensive MCO + MLTSS)	Molina Healthcare of Texas, Inc.	Molina Healthcare	Bexar SDA, Dallas SDA, El Paso SDA, Harris SDA, Hidalgo SDA, and Jefferson SDA	52,263	79,178	131,441
Texas	Children's Medicaid Dental Services (Dental only (PAHP))	MCNA Insurance Company	Managed Care of North America (MCNA), Inc.	Statewide	1,441,059	0	1,441,059
Texas	Children's Medicaid Dental Services (Dental only (PAHP))	DentaQuest USA Insurance Company, Inc.	DentaQuest, LLC (owned by DentaQuest Group, Inc.)	Statewide	2,178,244	0	2,178,244
Texas	Children's Medicaid Dental Services (Dental only (PAHP))	UnitedHealthcare Insurance Company	UHC Holdings, Inc.	Statewide	403,868	0	403,868
Texas	Program of All-Inclusive Care for the Elderly (PACE)	Bienvivir Senior Health Services (El Paso)	PACE	79901, 79902, 79903, 79904, 79905, 79907, 79915, 79924, 79925, 79927, 79930, 79935, 79936	39	768	807
Texas	Program of All-Inclusive Care for the Elderly (PACE)	Silver Star Health Network (Lubbock)	PACE	79250, 79311, 79313, 79343, 79329, 79350, 79358, 79363, 79364, 79366, 79382, 79401, 79402, 79403, 79404, 79405, 79406, 79407, 79408, 79409, 79410, 79411, 79412, 79413, 79414, 79415, 79416, 79423, 79424, 79430, 79452, 79453, 79457, 79464, 79489, 79490, 79491, 79493, 79499	13	153	166

State	Program Name (Type)	Plan Name	Parent Organization	Geographic Region (state-defined areas, counties, or zip codes)	Medicaid-Only Enrollment	Dual Enrollment	Total Enrollment
Texas	Program of All-Inclusive Care for the Elderly (PACE)	The Basic at Jan Werner (Amarillo)	PACE	79015, 79101, 79102, 79103, 79104, 79105, 79106, 79107, 79108, 79109, 79110, 79111, 79118, 79119, 79121, 79124	4	120	124
Utah	Utah Medicaid Integrated Care (Comprehensive MCO)	Healthy U Integrated	University of Utah Health Plans	Salt Lake, Utah, Weber and Davis counties	19,223	15	19,238
Utah	Utah Medicaid Integrated Care (Comprehensive MCO)	Molina Integrated	Molina Healthcare	Salt Lake, Utah, Davis, Weber and Washington county	17,229	11	17,240
Utah	Utah Medicaid Integrated Care (Comprehensive MCO)	Health Choice Integrated	Health Choice Utah	Salt Lake, Utah, Davis, Weber, and Washington Counties	12,831	1	12,832
Utah	Utah Medicaid Integrated Care (Comprehensive MCO)	SelectHealth Integrated	SelectHealth, Inc.	Salt Lake, Utah, Davis, Weber, and Washington Counties	33,785	21	33,806
Utah	UNI HOME (Comprehensive MCO)	HOME	University of Utah Health Plans	Salt Lake, Utah, Weber, Davis, Tooele, Summit, and Wasatch Counties	889	536	1,425
Utah	Choice of Health Care Delivery (Comprehensive MCO)	Healthy U	University of Utah Health Plans	Statewide	60,999	8,113	69,112
Utah	Choice of Health Care Delivery (Comprehensive MCO)	Molina	Molina Healthcare	Statewide	70,929	6,780	77,709
Utah	Choice of Health Care Delivery (Comprehensive MCO)	Health Choice	Health Choice Utah	Statewide	28,445	2,707	31,152
Utah	Choice of Health Care Delivery (Comprehensive MCO)	SelectHealth	SelectHealth, Inc.	Statewide	122,402	11,643	134,045
Utah	Prepaid Mental Health (BHO only - PIHP and/or PAHP)	Bear River Menal Health	Bear River Menal Health	Box Elder, Cache, and Rich Counties	24,391	1,825	26,216
Utah	Prepaid Mental Health (BHO only - PIHP and/or PAHP)	Central Utah Counseling Center	Central Utah Counseling Center	Juab, Millard, Piute, Sanpete, Sevier, and Wayne Counties	13,581	1,264	14,845
Utah	Prepaid Mental Health (BHO only - PIHP and/or PAHP)	Davis Behavioral Health	Davis Behavioral Health	Davis County	25,110	2,769	27,879
Utah	Prepaid Mental Health (BHO only - PIHP and/or PAHP)	Four Corners Community Behavioral Health	Four Corners Community Behavioral Health	Grand, Emery, and Carbon Counties	7,905	1,004	8,909

State	Program Name (Type)	Plan Name	Parent Organization	Geographic Region (state-defined areas, counties, or zip codes)	Medicaid-Only Enrollment	Dual Enrollment	Total Enrollment
Utah	Prepaid Mental Health (BHO only - PIHP and/or PAHP)	Healthy U Behavioral Health	University of Utah Health Plans	Summit County	2,203	123	2,326
Utah	Prepaid Mental Health (BHO only - PIHP and/or PAHP)	Northeastern Counseling Center	Northeastern Counseling Center	Duchesne, Uintah, Daggett, and San Juan Counties	17,913	1,423	19,336
Utah	Prepaid Mental Health (BHO only - PIHP and/or PAHP)	Salt Lake County Division of Behavioral Health Services	Salt Lake County Division of Behavioral Health Services	Salt Lake County	107,787	14,840	122,627
Utah	Prepaid Mental Health (BHO only - PIHP and/or PAHP)	Southwest Behavioral Health Center	Southwest Behavioral Health Center	Beaver, Garfield, Kane, Iron, and Washington Counties	33,457	3,434	36,891
Utah	Prepaid Mental Health (BHO only - PIHP and/or PAHP)	Wasatch Behavioral Health	Wasatch Behavioral Health	Utah County	55,200	4,843	60,043
Utah	Prepaid Mental Health (BHO only - PIHP and/or PAHP)	United Behavioral Health	United Behavioral Health	Tooele County	10,122	832	10,954
Utah	Prepaid Mental Health (BHO only - PIHP and/or PAHP)	Weber Human Services	Weber Human Services	Weber and Morgan Counties	28,054	4,139	32,193
Utah	Dental (Dental only PAHP)	Premier Access	Avesis, Inc.	Statewide	161,888	42	161,930
Utah	Dental (Dental only PAHP)	MCNA Dental	MCNA Dental	Statewide	71,664	24	71,688
Utah	Transportation (Non- Emergency Medical Transportation)	Modivcare	Modivcare, Inc.	Statewide	346,589	33,327	379,916
Vermont	Global Commitment to Health Demonstration (Comprehensive MCO + MLTSS)	Department of Vermont Health Access	Vermont Agency of Human Services	Statewide	133,541	796	134,337
Virginia	Medallion 4.0 (Comprehensive MCO)	Anthem Healthkeepers Plus	Anthem Insurance Companies, Inc.	Statewide	448,552	0	448,552
Virginia	Medallion 4.0 (Comprehensive MCO)	Aetna Better Health of Virginia	Aetna, Inc.	Statewide	205,216	0	205,216
Virginia	Medallion 4.0 (Comprehensive MCO)	Molina Healthcare of Virginia	Molina Healthcare, Inc.	Statewide	99,229	0	99,229
Virginia	Medallion 4.0 (Comprehensive MCO)	Optima Family Care	Sentara Healthcare	Statewide	291,509	0	291,509
Virginia	Medallion 4.0 (Comprehensive MCO)	United Healthcare of the Mid-Atlantic	United Healthcare	Statewide	157,891	0	157,891
Virginia	Medallion 4.0 (Comprehensive MCO)	Virginia Premier Health Plan	Sentara Healthcare and VCU Health System	Statewide	293,876	0	293,876

State	Program Name (Type)	Plan Name	Parent Organization	Geographic Region (state-defined areas, counties, or zip codes)	Medicaid-Only Enrollment	Dual Enrollment	Total Enrollment
Virginia	Commonwealth Coordinated Care Plus (CCC Plus) (Comprehensive MCO + MLTSS)	Aetna Better Health of Virginia	Aetna	Statewide	24,167	21,436	45,603
Virginia	Commonwealth Coordinated Care Plus (CCC Plus) (Comprehensive MCO + MLTSS)	Anthem Healthkeepers	Elevance	Statewide	45,287	38,880	84,167
Virginia	Commonwealth Coordinated Care Plus (CCC Plus) (Comprehensive MCO + MLTSS)	Molina Healthcare of Virginia, LLC	Molina Healthcare	Statewide	15,695	13,067	28,762
Virginia	Commonwealth Coordinated Care Plus (CCC Plus) (Comprehensive MCO + MLTSS)	Optima Health	Sentara Health Plans	Statewide	29,953	18,041	47,994
Virginia	Commonwealth Coordinated Care Plus (CCC Plus) (Comprehensive MCO + MLTSS)	United Healthcare	United Healthcare	Statewide	16,633	22,798	39,431
Virginia	Commonwealth Coordinated Care Plus (CCC Plus) (Comprehensive MCO + MLTSS)	Virginia Premier	Sentara Health Plans	Statewide	28,248	21,921	50,169
Virginia	Program of All-Inclusive Care for the Elderly (PACE)	All Care for Seniors	Appalachian Agency for Senior Citizens	24217, 24220, 24224, 24225, 24226, 24228, 24237, 24239, 24256, 24260, 24266, 24269, 24272, 24280, 24377, 24601, 24602, 24603, 24604, 24605, 24606, 24607, 24608, 24609, 24612, 24613, 24614, 24619, 24620, 24622, 24624, 24627, 24628, 24630, 24631, 24634, 24635, 24637, 24639, 24640, 24641, 24646, 24647, 24649, 24651, 24656, 24657, 24658	12	85	97

State	Program Name (Type)	Plan Name	Parent Organization	Geographic Region (state-defined areas, counties, or zip codes)	Medicaid-Only Enrollment	Dual Enrollment	Total Enrollment
Virginia	Program of All-Inclusive Care for the Elderly (PACE)	Centra PACE Farmville	Centra Health	23002, 23004, 23027, 23040, 23083, 23123, 23824, 23894, 23901, 23909, 23921, 23922, 23923, 23930, 23934, 23936, 23937, 23939, 23941, 23942, 23943, 23947, 23952, 23954, 23955, 23958, 23959, 23960, 23963, 23966, 23974, 23976, 24599	12	74	86
Virginia	Program of All-Inclusive Care for the Elderly (PACE)	Centra PACE Gretna	Centra Health	24054, 24055, 24069, 24078, 24082, 24089, 24102, 24104, 24112, 24137, 24139, 24146, 24148, 24161, 24165, 24168, 24517, 24527, 24528, 24530, 24531, 24540, 24541, 24549, 24557, 24563, 24565, 24566, 24569, 24571, 24586, 24594, 24133, 24176, 24543, 24576	3	65	68
Virginia	Program of All-Inclusive Care for the Elderly (PACE)	Centra PACE Lynchburg	Centra Health	24501, 24502, 24503, 24504, 24521, 24522, 24523, 24536, 24538, 24550, 24551, 24553, 24554, 24556, 24570, 24572, 24574, 24588, 24593	14	120	134
Virginia	Program of All-Inclusive Care for the Elderly (PACE)	InnovAge Blue Ridge	InnovAge	22901, 22902, 22903, 22904, 22911, 22920, 22922, 22923, 22931, 22932, 22935, 22936, 22937, 22938, 22940, 22942, 22943, 22946, 22947, 22949, 22958, 22959, 22963, 22964, 22967, 22968, 22969, 22971, 22973, 22974, 22976, 23022, 23024, 23055, 23065, 23084, 23093, 23117, 24464, 24562, 24590	15	218	233

State	Program Name (Type)	Plan Name	Parent Organization	Geographic Region (state-defined areas, counties, or zip codes)	Medicaid-Only Enrollment	Dual Enrollment	Total Enrollment
Virginia	Program of All-Inclusive Care for the Elderly (PACE)	InnovAge Virginia PACE - Peninsula	InnovAge	23602, 23603, 23604, 23606, 23608, 23692, 23693, 23696, 23601, 23605, 23607, 23651, 23661, 23662, 23663, 23664, 23665, 23666, 23669	15	210	225
Virginia	Program of All-Inclusive Care for the Elderly (PACE)	InnovAge Roanoke Valley	InnovAge	24011, 24012, 24013, 24014, 24015, 24016, 24017, 24018, 24019, 24020, 24059, 24060, 24064, 24065, 24066, 24067, 24070, 24073, 24077, 24079, 24083, 24087, 24090, 24092, 24095, 24101, 24121, 24122, 24138, 24149, 24151, 24153, 24162, 24174, 24175, 24176, 24179, 24184	17	203	220
Virginia	Program of All-Inclusive Care for the Elderly (PACE)	Mountain Empire PACE	Mountain Empire Older Citizens, Inc.	24215, 24216, 24218, 24219, 24221, 24230, 24243, 24244, 24245, 24246, 24248, 24250, 24251, 24258, 24263, 24265, 24271, 24273, 24277, 24279, 24281, 24282, 24283, 24290, 24293	4	81	85
Virginia	Program of All-Inclusive Care for the Elderly (PACE)	Cherry Blossom PACE	ConcertoCare of Northern Virginia	22003, 22015, 22027, 22030, 22031, 22032, 22041, 22042, 22043, 22044, 22046, 22079, 22101, 22102, 22124, 22150, 22151, 22152, 22153, 22180, 22181, 22182, 22201, 22202, 22203, 22204, 22205, 22206, 22207, 22209, 22211, 22213, 22301, 22302, 22303, 22304, 22305, 22310, 22311, 22312, 22314, 22315	1	11	12

State	Program Name (Type)	Plan Name	Parent Organization	Geographic Region (state-defined areas, counties, or zip codes)	Medicaid-Only Enrollment	Dual Enrollment	Total Enrollment
Virginia	Program of All-Inclusive Care for the Elderly (PACE)	Sentara PACE - Churchland	Sentara Health Plans	23320, 23321, 23322, 23323, 23324, 23325, 23432, 23433, 23434, 23435, 23436, 23437, 23438, 23701, 23702, 23703, 23704, 23707, 23709, 23314, 23315, 23430, 23487, 23846, 23851, 23883, 23898	6	78	84
Virginia	Program of All-Inclusive Care for the Elderly (PACE)	Sentara PACE - Norfolk	Sentara Health Plans	23451, 23452, 23453, 23454, 23455, 23456, 23457, 23459, 23460, 23461, 23462, 23463, 23464, 23502, 23503, 23504, 23505, 23507, 23508, 23509, 23510, 23511, 23513, 23517, 23518, 23521, 23523, 23529	18	122	140

State	Program Name (Type)	Plan Name	Parent Organization	Geographic Region (state-defined areas, counties, or zip codes)	Medicaid-Only Enrollment	Dual Enrollment	Total Enrollment
Virginia	Program of All-Inclusive Care for the Elderly (PACE)	InnovAge PACE - Richmond	InnovAge	22546, 23005, 23009, 23011, 23015, 23030, 23039, 23047, 23058, 23059, 23060, 23069, 23075, 23086, 23089, 23102, 23103, 23106, 23111, 23116, 23150, 23162, 23192, 23218, 23219, 23220, 23222, 23223, 23229, 23230, 23233, 23242, 23250, 23255, 23288, 23801, 23803, 23804, 23805, 23806, 23830, 23831, 23832, 23833, 23834, 23836, 23838, 23840, 23841, 23842, 23850, 23860, 23875, 23882, 23885, 23112, 23113, 23114, 23120, 23124, 23129, 23139, 23140, 23141, 23146, 23173, 23181, 23221, 23224, 23225, 23226, 23227, 23228, 23231, 23232, 23234, 23235, 23236, 23237, 23238, 23240, 23241, 23249, 23260, 23261, 23269, 23273, 23274, 23276, 23278, 23279, 23282, 23284, 23285, 23286, 23289, 23290, 23291, 23293, 23295	22	240	262
Washington	Apple Health/Healthy Options Health Homes Program (Comprehensive MCO)	Multiple Sites	Multiple Sites	Adams, Asotin, Benton, Chelan, Clallam, Clark, Columbia, Cowlitz, Douglas, Ferry, Franklin, Garfield, Grant, Grays Harbor, Island, Jefferson, King, Kitsap, Kittitas, Klickitat, Lewis, Lincoln, Mason, Okanogan, Pacific, Pend Oreille, Pierce, San Juan, Skagit, Skamania, Snohomish, Spokane, Stevens, Thurston, Wahkiakum, Walla Walla, Whatcom, Whitman, and Yakima	11,852	0	11,852

State	Program Name (Type)	Plan Name	Parent Organization	Geographic Region (state-defined areas, counties, or zip codes)	Medicaid-Only Enrollment	Dual Enrollment	Total Enrollment
Washington	Fully Integrated Managed Care (FIMC) (Comprehensive MCO)	Amerigroup	Amerigroup	North Sound, Greater Columbia, King, Pierce, Spokane, North Central, Southwest, Salish, Thurston Mason, and Great Rivers	223,558	0	223,558
Washington	FIMC (Comprehensive MCO)	Coordinated Care of Washington	Coordinated Care of Washington	North Sound, North Central, King, Pierce, and Greater Columbia	208,848	0	208,848
Washington	FIMC (Comprehensive MCO)	Community Health Plan	Community Health Plan	North Sound, Greater Columbia, King, Spokane, and Southwest	245,168	0	245,168
Washington	FIMC (Comprehensive MCO)	Molina Health Care of Washington	Molina Health Care of Washington	North Sound, Greater Columbia, King, Pierce, Spokane, North Central, Southwest, Salish, Great Rivers, and Thurston-Mason	962,253	0	962,253
Washington	FIMC (Comprehensive MCO)	United Health Care	United Health Care	King, Pierce, North Sound, Salish, Thurston-Mason, and Great Rivers	241,754	0	241,754
Washington	PCCM (Primary Care Case Management Entity (PCCM Entity))	Multiple Primary Care Providers	Multiple Primary Care Providers	Clallam, Grays Harbor, King, Snohomish, Whatcom, Okanogan, Ferry, Stevens, Lincoln, Spokane, Benton, and Yakima	2,776	0	2,776
Washington	Behavioral Health Services Only (BHSO) (BHO only - PIHP and/or PAHP)	Amerigroup	Amerigroup	Statewide	38,101	0	38,101
Washington	BHSO (BHO only - PIHP and/or PAHP)	Community Health Plan of Washington	Community Health Plan of Washington	Statewide	33,318	0	33,318
Washington	BHSO (BHO only - PIHP and/or PAHP)	Coordinated Care of Washington	Coordinated Care of Washington	Statewide	27,815	0	27,815
Washington	BHSO (BHO only - PIHP and/or PAHP)	Molina Health Care	Molina Health Care	Statewide	54,201	0	54,201
Washington	BHSO (BHO only - PIHP and/or PAHP)	United Health Care	United Health Care	Regions: North Sound, King, Pierce, Southwest, Salish, Thurston-Mason, Great Rivers	29,545	0	29,545
Washington	Program of All-Inclusive Care for the Elderly (PACE)	PACE	PACE	Statewide	1,190	0	1,190
West Virginia	Mountain Health Trust (Comprehensive MCO)	Aetna Better Health of WV	CVS/Caremark	Statewide	173,985	0	173,985

State	Program Name (Type)	Plan Name	Parent Organization	Geographic Region (state-defined areas, counties, or zip codes)	Medicaid-Only Enrollment	Dual Enrollment	Total Enrollment
West Virginia	Mountain Health Trust (Comprehensive MCO)	The Health Plan of WV	The Health Plan of WV	Statewide	125,010	0	125,010
West Virginia	Mountain Health Trust (Comprehensive MCO)	Unicare of WV	Elevance	Statewide	192,434	0	192,434
West Virginia	Mountain Health Promise (Comprehensive MCO)	Aetna Better Health of WV	CVS/Caremark	Statewide	29,588	0	29,588
West Virginia	Non-Emergency Medical Transportation (NEMT)	Modivcare	Modivcare, Inc.	Statewide	541,317	46,963	588,280
Wisconsin	BadgerCare Plus (Comprehensive MCO)	Anthem Blue Cross Blue Shield	Anthem, Inc.	Statewide	149,057	127	149,184
Wisconsin	BadgerCare Plus (Comprehensive MCO)	Children's Community Health Plan	Children's Wisconsin	Brown, Calumet, Door, Fond du Lac, Green Lake, Jefferson, Kenosha, Kewaunee, Lincoln, Manitowoc, Marinette, Milwaukee, Oconto, Oneida, Outagamie, Ozuakee, Racine, Rock, Shawano, Sheboygan, Vilas, Washington, Waukesha, Waupaca, Waushara, and Winnebago Counties	153,508	42	153,550
Wisconsin	BadgerCare Plus (Comprehensive MCO)	Dean Health Plan, Inc.	Dean Health System and SSM Health Care	Columbia, Dane, Dodge, Iowa, Jefferson, Rock, and Sauk Counties	50,018	23	50,041
Wisconsin	BadgerCare Plus (Comprehensive MCO)	Group Health Cooperative of Eau Claire	Group Health Cooperative of Eau Claire	Adams, Ashland, Barron, Bayfield, Buffalo, Burnett, Chippewa, Clark, Crawford, Douglas, Dunn, Eau Claire, Forest, Grant, Green, Iowa, Iron, Jackson, Juneau, La Crosse, Lafayette, Langlade, Marathon, Monroe, Oneida, Pepin, Pierce, Polk, Portage, Price, Richland, Rusk, St. Croix, Sauk, Sawyer, Shawano, Taylor, Trempealeau, Vernon, Vilas, Washburn, and Wood Counties	56,631	37	56,668
Wisconsin	BadgerCare Plus (Comprehensive MCO)	Group Health Cooperative of South Central WI	Group Health Cooperative of South Central WI	Dane	7,983	7	7,990

State	Program Name (Type)	Plan Name	Parent Organization	Geographic Region (state-defined areas, counties, or zip codes)	Medicaid-Only Enrollment	Dual Enrollment	Total Enrollment
Wisconsin	BadgerCare Plus (Comprehensive MCO)	Independent Care (Icare) Health Plan	Humana	Adams, Brown, Calumet, Columbia, Crawford, Door, Fond du Lac, Grant, Green, Green Lake, Iowa, Jackson, Jefferson, Juneau, Kenosha, Kewaunee, La Crosse, Manitowoc, Marinette, Milwaukee, Monroe, Oconto, Outagamie, Ozuakee, Racine, Richland, Sauk, Shawano, Sheboygan, Trempealeau, Vernon, Walworth, Washington, Waukesha, Waupaca, and Winnebago Counties	31,924	21	31,945
Wisconsin	BadgerCare Plus (Comprehensive MCO)	My Choice Wisconsin	My Choice Wisconsin	Brown, Calumet, Dodge, Florence, Forest, Green Lake, Kenosha, Kewaunee, Manitowoc, Marinette, Marquette, Milwaukee, Oconto, Oneida, Outagamie, Ozaukee, Portage, Racine, Shawano, Sheboygan, Vilas, Walworth, Washington, Waukesha, Waupaca, Waushara, and Winnebago Counties	23,339	14	23,353
Wisconsin	BadgerCare Plus (Comprehensive MCO)	Mercycare Health Plans	Mercycare Health Plans	Rock and Walworth Counties	16,405	14	16,419
Wisconsin	BadgerCare Plus (Comprehensive MCO)	Molina Healthcare of Wisconsin	Molina Healthcare, Inc.	Brown, Calumet, Dodge, Door, Florence, Fond du Lac, Forest, Green Lake, Jefferson, Kenosha, Kewaunee, Lincoln, Manitowoc, Marathon, Marinette, Marquette, Milwaukee, Oconto, Oneida, Outagamie, Ozaukee, Portage, Racine, Shawano, Sheboygan, Vilas, Walworth, Washington, Waukesha, Waupaca, Waushara, and Winnebago Counties	70,195	31	70,226
Wisconsin	BadgerCare Plus (Comprehensive MCO)	Network Health Plan	Froedtert Health	Statewide	57,798	42	57,840

State	Program Name (Type)	Plan Name	Parent Organization	Geographic Region (state-defined areas, counties, or zip codes)	Medicaid-Only Enrollment	Dual Enrollment	Total Enrollment
Wisconsin	BadgerCare Plus (Comprehensive MCO)	Quartz	Quartz Health Insurance Corporation	Buffalo, Columbia, Crawford, Dane, Dodge, Fond du Lac, Grant, Green, Jackson, Jefferson, Kenosha, La Crosse, Monroe, Rock, Sauk, Taylor, and Trempealeau Counties	53,370	35	53,405
Wisconsin	BadgerCare Plus (Comprehensive MCO)	Security Health Plan of Wisc	Marshfield Clinic Health System	Adams, Ashland, Barron, Bayfield, Buffalo, Burnette, Chippewa, Clark, Crawford, Dodge, Douglas, Dunn, Eau Claire, Forest, Green Lake, Iron, Jackson, Juneau, La Crosse, Langlade, Lincoln, Marathon, Marquette, Monroe, Oneida, Outagamie, Pepin, Pierce, Polk, Portage, Price, Rusk, Sawyer, Shawano, Taylor, Trempealeau, Vernon, Vilas, Washburn, Waupaca, Waushara, and Winnebago	75,573	65	75,638
Wisconsin	BadgerCare Plus (Comprehensive MCO)	United Healthcare Community Plan	UnitedHealthcare, Inc, PacifiCare Health Systems	Statewide	235,687	168	235,855
Wisconsin	BadgerCare Plus (Comprehensive MCO)	MHS Health Wisconsin	Centene Corporation	Statewide	58,086	28	58,114
Wisconsin	SSI Managed Care (Comprehensive MCO)	Managed Health Services Insurance Corp.	Centene Corporation	Statewide	4,965	2,042	7,007
Wisconsin	SSI Managed Care (Comprehensive MCO)	My Choice Wisconsin Health Plan, Inc.	Molina Healthcare, Inc.	Adams, Brown, Calumet, Clark, Columbia, Crawford, Dane, Dodge, Door, Fond du Lac, Grant, Green, Green Lake, Iowa, Jackson, Jefferson, Juneau, Kewaunee, La Crosse, Lafayette, Manitowoc, Marquette, Monroe, Oconto, Outagamie, Ozaukee, Richland, Rock, Sauk, Shawano, Sheboygan, Trempealeau, Vernon, Walworth, Waukesha, Waupaca, Waushara, and Winnebago Counties	2,385	948	3,333

State	Program Name (Type)	Plan Name	Parent Organization	Geographic Region (state-defined areas, counties, or zip codes)	Medicaid-Only Enrollment	Dual Enrollment	Total Enrollment
Wisconsin	SSI Managed Care (Comprehensive MCO)	Anthem Blue Cross Blue Shield	Anthem	Statewide	5,739	2,529	8,268
Wisconsin	SSI Managed Care (Comprehensive MCO)	Molina Healthcare of Wisconsin	Molina Healthcare, Inc.	Brown, Calumet, Dodge, Door, Florence, Fond du Lac, Forest, Green Lake, Jefferson, Kenosha, Kewaunee, Lincoln, Manitowoc, Marathon, Marinette, Marquette, Milwaukee, Oconto, Oneida, Outagamie, Ozaukee, Portage, Racine, Shawano, Sheboygan, Vilas, Walworth, Washington, Waukesha, Waupaca, Waushara, and Winnebago Counties	2,528	921	3,449
Wisconsin	SSI Managed Care (Comprehensive MCO)	United Healthcare Community Plan	UnitedHealthcare, Inc., PacifiCare Health Systems	Statewide	12,255	8,290	20,545
Wisconsin	SSI Managed Care (Comprehensive MCO)	Group Health Cooperative of Eau Claire	Group Health Cooperative of Eau Claire	Adams, Ashland, Barron, Bayfield, Buffalo, Burnett, Chippewa, Clark, Crawford, Douglas, Dunn, Eau Claire, Forest, Grant, Green, Iowa, Iron, Jackson, Juneau, La Crosse, Lafayette, Langlade, Marathon, Monroe, Oneida, Pepin, Pierce, Polk, Portage, Price, Richland, Rusk, St. Croix, Sauk, Sawyer, Shawano, Taylor, Trempealeau, Vernon, Vilas, Washburn, and Wood Counties	2,308	1,135	3,443
Wisconsin	SSI Managed Care (Comprehensive MCO)	Network Health Plan	Froedtert Health	Statewide	3,278	1,371	4,649

State	Program Name (Type)	Plan Name	Parent Organization	Geographic Region (state-defined areas, counties, or zip codes)	Medicaid-Only Enrollment	Dual Enrollment	Total Enrollment
Wisconsin	SSI Managed Care (Comprehensive MCO)	Independent Care (Icare) Health Plan	Humana	Adams, Brown, Calumet, Columbia, Crawford, Dane, Dodge, Door, Fond du Lac, Grant, Green, Green Lake, Iowa, Jackson, Jefferson, Juneau, Kenosha, Kewaunee, La Crosse, Manitowoc, Marinette, Milwaukee, Monroe, Oconto, Outagamie, Ozaukee, Racine, Richland, Rock, Sauk, Shawano, Sheboygan, Trempealeau, Vernon, Walworth, Washington, Waukesha, Waupaca, and Winnebago Counties	6,248	4,646	10,894
Wisconsin	SSI Managed Care (Comprehensive MCO)	Security Health Plan of Wisc	Marshfield Clinic Health System	Barron, Rusk, Price, Neida, Chippewa, Taylor, Lincoln, Eau Claire, Clark, Marathon, Wood, and Portage Counties	90	118	208
Wisconsin	Wisconsin Partnership Program (Comprehensive MCO + MLTSS)	Independent Care Health Plan – iCare	Humana, Inc.	Brown, Columbia, Dane, Dodge, Fon du Lac, Jefferson, Manitowoc, Ozaukee, Sauk, Washington, Waukesha, and Winnebago Counties.	538	884	1,422
Wisconsin	Wisconsin Partnership Program (Comprehensive MCO + MLTSS)	My Choice Wisconsin Health Plan, Inc.	Molina Healthcare, Inc.	Columbia, Dane, Dodge, Jefferson, Ozaukee, Sauk, Washington, and Waukesha Counties	245	1,286	1,531
Wisconsin	Wisconsin Partnership Program (Comprehensive MCO + MLTSS)	Community Care Health Plan	CCI	Calumet, Kenosha, Milwaukee, Outagamie, Ozaukee, Racine, Washington, Waukesha, and Waupaca Counties	230	527	757

State	Program Name (Type)	Plan Name	Parent Organization	Geographic Region (state-defined areas, counties, or zip codes)	Medicaid-Only Enrollment	Dual Enrollment	Total Enrollment
Wisconsin	Family Care (MLTSS only - PIHP and/or PAHP)	Community Care, Inc.	CCI	Adams, Brown, Calumet, Columbia, Dane, Dodge, Door, Florence, Fond du Lac, Forest, Green Lake, Jefferson, Kenosha, Langlade, Lincoln, Manitowoc, Marathon, Marinette, Marquette, Menominee, Milwaukee, Oconto, Oneida, Outagamie, Ozaukee, Portage, Racine, Shawano, Sheboygan, Vilas, Walworth, Washington, Waukesha, Waupaca, Waushara, Winnebago, and Wood Counties	2,830	10,278	13,108
Wisconsin	Family Care (MLTSS only - PIHP and/or PAHP)	Lakeland Care, Inc.	Lakeland Care, Inc.	Adams, Brown, Calumet, Columbia, Dodge, Door, Florence, Fond du Lac, Forest, Green Lake, Jefferson, Langlade, Lincoln, Manitowoc, Marathon, Marinette, Marquette, Menominee, Oconto, Oneida, Outagamie, Portage, Shawano, Vilas, Waupaca, Waushara, Winnebago, and Wood Counties	1,465	6,001	7,466
Wisconsin	Family Care (MLTSS only - PIHP and/or PAHP)	My Choice Wisconsin	Molina Healthcare, Inc.	Dane, Fond du Lac, Kenosha, Manitowoc, Milwaukee, Ozaukee, Racine, Sheboygan, Walworth, Washington, Waukesha, and Winnebago Counties	3,071	12,401	15,472

State	Program Name (Type)	Plan Name	Parent Organization	Geographic Region (state-defined areas, counties, or zip codes)	Medicaid-Only Enrollment	Dual Enrollment	Total Enrollment
Wisconsin	Family Care (MLTSS only - PIHP and/or PAHP)	Inclusa, Inc.	Humana	Ashland, Adams, Barron, Bayfield, Brown, Buffalo, Burnett, Calumet, Chippewa, Clark, Columbia, Crawford, Dodge, Door, Douglas, Dunn, Eau Claire, Florence, Forest, Fond du Lac, Grant, Green, Green Lake, Iowa, Iron, Jackson, Jefferson, Juneau, Kewaunee, La Crosse, Lafayette, Langlade, Lincoln, Manitowoc, Marathon, Marinette, Marquette, Menominee, Monroe, Oconto, Oneida, Outagamie, Ozaukee, Pepin, Pierce, Polk, Portage, Price, Richland, Rock, Rusk, St. Croix, Sauk, Sawyer, Shawano, Sheboygan, Taylor, Trempealeau, Vernon, Vilas, Walworth, Washburn, Washington, Waukesha, Waupaca, Waushara, Winnebago, and Wood Counties	2,991	13,625	16,616
Wisconsin	Children Come First (CCF) (Behavioral Health Organization (BHO) only (PIHP and/or PAHP))	Children Come First	Dane County Health and Human Services	Dane County	90	0	90
Wisconsin	WrapAround Milwaukee (Behavioral Health Organization (BHO) only (PIHP and/or PAHP))	WrapAround Milwaukee	Milwaukee County Health and Human Services	Milwaukee County	789	0	789
Wisconsin	Care4Kids (Other Prepaid Health Plan (PHP) (limited benefits))	Children's Hospital of Wisconsin	Children's Hospital of Wisconsin	Kenosha, Milwaukee, Ozaukee, Racine, Washington, and Washington Counties	2,805	0	2,805
Wisconsin	Program of All-Inclusive Care for the Elderly (PACE)	Community Care, Inc.	Community Care, Inc.	Milwaukee and Waukesha Counties	29	485	514

Table 6. Medicaid Managed Long-Term Services and Supports (MLTSS) Program Users or Enrollees as of July 1, 2022

State or Territory	Total Medicaid Enrollment in Any Type of Managed Care	Comprehensive Managed Care Including LTSS ²⁴ : Number of Enrollees Using LTSS ²⁵	Comprehensive Managed Care Including LTSS ²⁶ : Percent of Total	MLTSS-only: Number of Enrollees Using LTSS ²⁷	MLTSS-only: Percent of Total
TOTALS	83,331,189	1,421,310	1.7%	365,552	0.4%
Alabama	1,028,114	--	--	--	--
Alaska	-	--	--	--	--
American Samoa	n/a	n/a	n/a	n/a	n/a
Arizona	2,066,895	505	0.0%	64,311	3.1%
Arkansas	1,707,791	34,321	2.0%	--	--
California	12,841,729	327,126	2.5%	--	--
Colorado	1,544,749	--	--	--	--
Connecticut	-	--	--	--	--
Delaware	268,117	14,284	5.3%	--	--
District of Columbia	288,796	--	--	--	--
Florida	5,076,398	124,107	2.4%	--	--
Georgia	2,416,856	--	--	--	--
Guam	n/a	n/a	n/a	n/a	n/a
Hawaii	450,159	13,750	3.1%	--	--
Idaho	404,124	9,844	2.4%	--	--
Illinois	2,796,521	56,043	2.0%	--	--
Indiana	1,659,715	--	--	--	--
Iowa	761,121	37,359	4.9%	--	--
Kansas	443,835	30,371	6.8%	--	--
Kentucky	1,494,070	--	--	--	--
Louisiana	1,839,327	--	--	--	--
Maine	345,429	--	--	--	--
Maryland	1,496,250	--	--	--	--
Massachusetts	1,387,657	69,129	5.0%	--	--
Michigan	3,074,187	--	--	--	--
Minnesota	1,168,879	51,234	4.4%	--	--
Mississippi	367,137	--	--	--	--
Missouri	1,016,503	--	--	--	--
Montana	243,475	--	--	--	--

²⁴ The "Comprehensive Managed Care Including LTSS" column does not include PACE programs.

²⁵ The numbers in this column reflect what states reported. In addition to the three states that reported LTSS users (Arizona, New York and Wisconsin), California and Delaware also offer LTSS services in a stand-alone program.

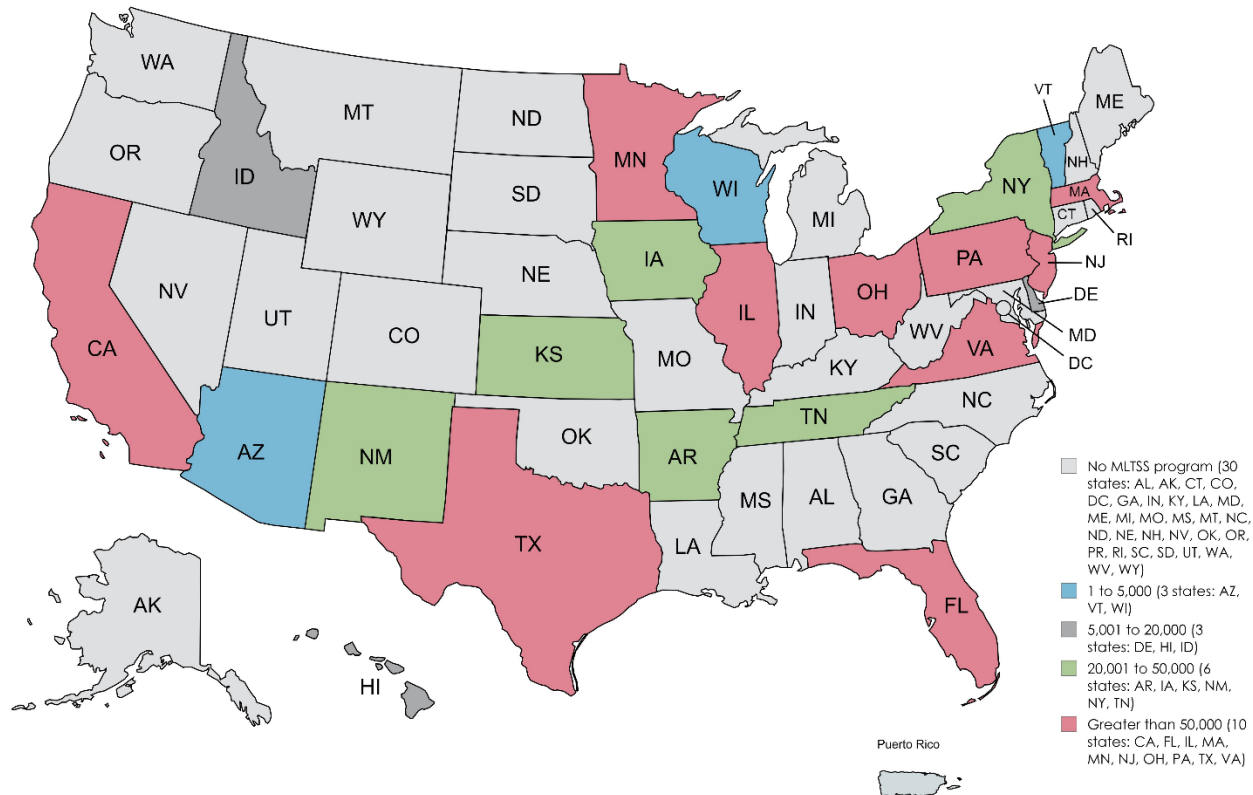
²⁶ The "Comprehensive Managed Care Including LTSS" column does not include PACE programs.

²⁷ The numbers in this column reflect what states reported. In addition to the three states that reported LTSS users (Arizona, New York and Wisconsin), California and Delaware also offer LTSS services in a stand-alone program.

State or Territory	Total Medicaid Enrollment in Any Type of Managed Care	Comprehensive Managed Care Including LTSS ²⁴ : Number of Enrollees Using LTSS ²⁵	Comprehensive Managed Care Including LTSS ²⁶ : Percent of Total	MLTSS-only: Number of Enrollees Using LTSS ²⁷	MLTSS-only: Percent of Total
Nebraska	373,534	--	--	--	--
Nevada	839,650	--	--	--	--
New Hampshire	236,926	--	--	--	--
New Jersey	1,950,681	64,055	3.3%	--	--
New Mexico	814,749	31,529	3.9%	--	--
New York	5,889,363	40,989	0.7%	248,579	4.2%
North Carolina	2,245,044	0	--	--	--
North Dakota	95,076	--	--	--	--
Northern Mariana Islands	n/a	n/a	n/a	n/a	n/a
Ohio	2,962,997	147,708	5.0%	--	--
Oklahoma	824,413	--	--	--	--
Oregon	1,265,779	0	--	--	--
Pennsylvania	3,484,439	109,953	3.2%	--	--
Puerto Rico	1,594,058	--	--	--	--
Rhode Island	351,133	--	--	--	--
South Carolina	1,060,312	--	--	--	--
South Dakota	104,455	--	--	--	--
Tennessee	1,697,632	24,738	1.5%	--	--
Texas	5,328,691	149,913	2.8%	--	--
Utah	449,492	--	--	--	--
Vermont	134,347	680	0.5%	--	--
Virgin Islands	n/a	n/a	n/a	n/a	n/a
Virginia	1,794,045	79,962	4.5%	--	--
Washington	1,894,623	--	--	--	--
West Virginia	589,322	--	--	--	--
Wisconsin	1,162,594	3,710	0.3%	52,662	4.5%
Wyoming	--	--	--	--	--

Note: "n/a" indicates that a state or territory was not able to report data or does not have a managed care program. "--" indicates that a state or territory does not operate programs of the type listed in the column heading. Enrollment and user counts include both Medicaid-only and dually eligible individuals. For both types of enrollees, Medicaid covers LTSS. For dually eligible individuals, Medicaid may also cover Medicare cost-sharing for acute, primary care, and specialty services covered by Medicare and other non-LTSS services that are not covered by Medicare.

Map of State Counts of Users of MLTSS as of July 1, 2022



Note: This map represents the number of MLTSS users, not enrollees (which could include non-users of LTSS, most of whom are dually eligible individuals). Two states (Massachusetts and Minnesota) were not able to report MLTSS users and instead reported MLTSS enrollment counts. Therefore, the category assigned to these two states on the map may not be accurate. Readers are encouraged to interpret this map with caution.

Source: Medicaid Managed Care Enrollment and Program Characteristics, 2022.

Table 7. Number of Managed Care Programs Enrolling Certain Populations on a Mandatory or Voluntary Basis at any point in Calendar Year 2022

Features (N = total number of programs) Enrollment (M=Mandatory, V=Voluntary) ²⁸	Comp. MCO with or without MLTSS (80): M	Comp. MCO with or without MLTSS (80): V	PCCM (10): M	PCCM (10): V	PCCM Entity (8): M	PCCM Entity (8): V	MLTSS (4): M	MLTSS (4): V	BHO (PIHP and/or PAHP) (12): M	BHO (PIHP and/or PAHP) (12): V	Dental (13): M	Dental (13): V	Transp (17): M	Transp. (17): V	Other PHP (4): M	Other PHP (4): V	PACE (31): M	PACE (31): V
Low-income Adults	43	4	5	2	5	0	1	0	7	0	8	1	9	2	0	0	0	0
Aged, Blind, or Disabled Children or Adults	48	12	6	2	5	2	2	1	9	0	10	1	13	2	0	0	0	24
Non-Disabled Children (excluding children in foster care or receiving adoption assistance)	44	5	8	2	5	0	1	0	8	0	11	1	11	2	0	0	0	0
Individuals receiving Limited Benefits	15	1	2	2	2	0	0	0	3	0	4	1	5	2	0	1	0	0
Low-income adults not otherwise eligible and covered prior to 2014 under a waiver or other authority	42	5	3	2	2	1	1	0	5	0	9	1	8	1	0	0	0	0
Full Dually Eligible Individuals	26	28	0	1	2	1	3	1	7	2	7	2	12	3	0	1	0	27
Children with Special Health Care Needs	34	12	1	1	4	3	1	0	6	4	7	2	10	3	0	1	0	0
American Indians/Alaskan Natives (AI/AN)	24	46	4	5	3	5	1	2	4	6	5	7	10	2	0	1	0	22
Foster Care and Adoption Assistance Children (FC/AA)	33	19	1	7	3	5	1	0	7	4	6	2	12	1	0	1	0	1
Exempt populations — AI/AN or FC/AA ²⁹	AI/AN 10	FC/AA 22	AI/AN 1	FC/AA 1	AI/AN 0	FC/AA 0	AI/AN 1	FC/AA 3	AI/AN 2	FC/AA 0	AI/AN 1	FC/AA 3	AI/AN 5	FC/AA 1	AI/AN 3	FC/AA 2	AI/AN 9	FC/AA 21

²⁸ In some cases, the sum of mandatory and voluntary enrollment populations for any given program type is greater than the total number of programs of that type. That is because a state may treat individuals within a specific group, such as aged, blind, or disabled adults, differently. For example, a state can mandate enrollment for aged adults, while allowing blind and disabled adults to enroll voluntarily.

²⁹ Certain federal statutory authorities do not allow enrollment of AI/AN or foster care children. Where states use these authorities to operate Medicaid managed care, AI/AN or foster care children are considered "exempt."

Table 8. Number of Managed Care Program Types, by Quality-Related Requirements, Performance Incentives, and Provider Value Based Purchasing (VBP) Status at any point in Calendar Year 2022

Features (N = total number of programs)	Comprehensive MCO with or without MLTSS (80)	PCCM (10)	PCCM Entity (8)	MLTSS (4)	BHO (PIHP and/or PAHP) (12)	Dental (13)	Transportation (17)	Other PHP (4)	PACE (31)
Quality and Data Collection: HEDIS data required	73	4	4	1	8	8	0	1	1
Quality and Data Collection: CAHPS data required	71	2	3	1	5	10	0	0	1
Quality and Data Collection: Accreditation required	50	3	0	0	7	6	1	0	0
Quality and Data Collection: EQRO contractor used	72	1	3	3	9	11	0	2	2
Performance Incentives: Payment bonuses/differentials to reward MCOs	41	4	3	3	4	2	0	0	1
Performance Incentives: Preferential auto-enrollment to reward MCOs	31	0	0	2	1	1	0	0	0
Performance Incentives: Public reports comparing MCO performance on key metrics	55	2	3	2	6	5	1	0	1
Performance Incentives: Withholds tied to performance metrics	43	1	3	2	4	7	1	0	0
Performance Incentives: MCOs/PHPs required or encouraged to pay providers for value/quality outcomes using shared- risk or shared- savings methods	62	1	2	1	4	6	0	0	1