



BILL HASLAM
GOVERNOR
STATE OF TENNESSEE

December 22, 2015

The Honorable Sylvia Mathews Burwell
U.S. Department of Health and Human Services
200 Independence Avenue, SW
Washington, DC 20201

Dear Secretary Burwell:

Our TennCare Demonstration, which is entering its twenty-third year of operation, is due for renewal by June 30, 2016. TennCare has performed admirably in meeting the goals that were laid out when it was designed. Today we have a mature, well-functioning, and data-driven program that offers comprehensive health services to a sizeable number of people in Tennessee and that offers these services within a context of budget neutrality.

TennCare has achieved some major successes over the course of its operation, and upon approval of our extension we expect that TennCare will achieve even more successes in the years to come. As one important example, we are on the cusp of initiating payment reform—revising our payment structure to reward quality rather than quantity. Another example of a priority to the agency and state is moving forward on developing a new model for delivering managed Long-term Services and Supports to individuals with intellectual and developmental disabilities. We believe this model will be useful to other states seeking to modernize services for this important population.

TennCare has contributed greatly to the ongoing national discussion of Medicaid managed care, and we look forward to continuing our work and achieving new successes in the years ahead.

Sincerely,

Bill Haslam
Governor

**Tennessee Division of Health Care
Finance and Administration**

**TennCare II (Project No. 11-W-00151/4)
Extension Request**

December 22, 2015

Table of Contents

List of Tables	ii
List of Illustrations	iii
Executive Summary	iv
Section I: Historical Narrative Summary of TennCare II	1
A. Background	
B. Approval Periods	
C. Authorities for the Demonstration	
D. Selected Issues: 2002 – 2015	
E. Progress on Objectives	
F. Future Goals of the Program (2016 – 2021)	
Section II: Narrative Description of Change Being Requested	25
Section III: Requested Waivers and Expenditure Authorities	26
Section IV: Summaries of EQRO Reports, MCO and State Quality Assurance Monitoring, and Other Documentation of the Quality of and Access to Care Provided Under the Demonstration	27
A. Summaries of EQRO Reports	
B. Summaries of MCO and State Quality Assurance Monitoring	
C. Quality Improvement in CHOICES	
Section V: Financial Data	34
Section VI: Interim Evaluation Report.....	35
Section VII: Documentation of the State’s Compliance with the Public Notice Process	40
A. Public Notice and Input Procedures	
B. Issues Raised During the Public Notice and Input Period	
C. Post-Award Public Input Process	
Attachment A: TennCare II Demonstration Amendments	45
Attachment B: CHOICES Special Study	51
Exhibit: Budget Neutrality Projections	

List of Tables

Table 1	Approval Periods During TennCare II	3
Table 2	History of Carve-Outs in TennCare	9
Table 3	TennCare Managed Care Contractors as of December 2015	19
Table 4	Summary of Current Reports/Findings on Quality of and Access to Care.....	27
Table 5	Medical and Behavioral Health Measures	36
Table 6	Efficiency, Stability, and Viability Measures	37
Table 7	Summary of Public Notice and Input Processes.....	41
Table 8	Comments Received.....	42

List of Illustrations

Figure 1	Percentage of Enrollees Reporting Satisfaction with TennCare, 1994 - 2015.....	32
----------	---	----

Executive Summary

TennCare is one of the longest-lasting and most comprehensive Medicaid managed care programs in the country. It began on January 1, 1994. “TennCare II,” the current phase of TennCare, has been in existence since July 1, 2002.

The program that exists today is a mature, data-driven managed care program with well-functioning component parts and a stable, established infrastructure that delivers high-quality health services to about one in five Tennesseans, including many of the state’s most vulnerable citizens—children from low-income families, pregnant women, and people with disabilities. TennCare today is quite a bit more sophisticated than the TennCare program that was launched on January 1, 1994. However, the core values of the program—broad access to care, improved health status of program participants, and cost effective use of resources—remain much the same.

The Tennessee Division of Health Care Finance and Administration (HCFA) is requesting a five-year extension of the current TennCare II Demonstration. The requested extension period is July 1, 2016, through June 30, 2021. The authority under which this extension is being sought is Section 1115(a) of the Social Security Act. HCFA is not requesting any changes to the Demonstration, other than the continuation of the waiver of retroactive eligibility that has been a component of the Demonstration since 1994. (*See page 25.*)

This document and its constituent sections are organized according to the topics listed at 42 C.F.R. § 431.412(c)(2), governing requests to extend existing Medicaid Demonstration projects. The topics addressed are: a historical narrative summary of the Demonstration, a description of any changes being requested, a list and description of the waivers and expenditure authorities being requested, summaries related to quality of and access to care, financial data demonstrating the state’s historical and projected expenditures, an interim evaluation report, and documentation of the state’s compliance with required public notice procedures.

Section I

Historical Narrative Summary of TennCare II

A. Background

On January 1, 2016, the TennCare Demonstration will begin its twenty-third year.

The early years of TennCare. With the large number of Medicaid managed care programs that exist today, it is sometimes difficult to recall that managed care was a relatively new concept for Medicaid programs in 1994. Only five states had Medicaid managed care programs in operation that year—Arizona, Hawaii, Oregon, Rhode Island, and Tennessee.¹ None of the other four states required that their entire Medicaid population participate in managed care, which has always been a feature of TennCare.² Unlike every other state, Tennessee does not have a fee-for-service (FFS) component of its Medicaid program.

At the time that the original Demonstration request was submitted to the Centers for Medicare and Medicaid Services (CMS), Tennessee's experience with Medicaid managed care was limited to a single voluntary Primary Care Case Management (PCCM) program that offered only four Medicaid services to participants who lived in one of a handful of Tennessee counties. Yet the state made a tremendous leap virtually overnight, moving from a Medicaid managed care penetration rate of 3 percent on December 31, 1993, to a penetration rate of 100 percent on January 1, 1994.

The goal that drove so many to do so much to get TennCare off the ground so quickly was a common commitment to an innovative design to assist the uninsured. The new TennCare program opened up two important new Demonstration categories for people without insurance:

- ❖ The Uninsured category, for people without access to insurance as of a date set several months in the past.³
- ❖ The Uninsurable category, for people with a medical condition such that they were unable to purchase insurance. At the time, Tennessee had a High Risk Pool called TCHIP (Tennessee Comprehensive Health Insurance Program). TCHIP members, who by and large had higher incomes than most Medicaid eligibles and who would be contributing to the new program through payment of cost-sharing, were transitioned into the Uninsurable category in the new TennCare program.

¹ Kaiser Family Foundation, *Medicaid and Managed Care Policy Brief*, June 1995. Accessed online at <http://kff.org/medicaid/issue-brief/medicaid-and-managed-care-policy-brief> on October 5, 2015.

² TennCare has always required that all eligible persons participate in managed care, even though some individuals may receive certain services outside the Demonstration.

³ On January 1, 1994, applicants for the Uninsured category had to have been uninsured as of March 1, 1993. The reason for using a date in the past was to prevent people from dropping insurance to enroll in TennCare.

All Demonstration eligibles with incomes above 100 percent of the Federal Poverty Level (FPL) had cost-sharing requirements, including premiums, deductibles, and coinsurance. There was no upper limit on income. Individuals or families with incomes above 200 percent of the FPL had their choice of the regular plan or a high deductible plan. Premiums were set on a sliding scale, ranging from a low of \$2.74 per month for an individual premium at the lowest income threshold to a high of \$341.88 per month for a family premium at the highest income threshold in the regular plan, or \$170.83 per month for a family premium at the highest income threshold in the high deductible option. Coinsurance was set at 2, 4, 6, 8, or 10 percent of the cost of the service, depending upon income.

Near the end of TennCare's first year, it became clear that program funding could not keep up with enrollment growth. The state closed new enrollment into the Uninsured category on December 31, 1994, leaving new enrollment into the Uninsurable category open. Over the next few years, various efforts were made to re-open the program to new enrollment by certain groups of uninsured persons. Uninsured children under age eighteen were allowed to enroll beginning on April 1, 1997, and the age limit was extended to nineteen effective January 1, 1998. Also added effective January 1, 1998, were uninsured children who had access to insurance but whose parents could not afford it. The Tennessee General Assembly occasionally added eligibility groups, such as Dislocated Workers who had lost their insurance because of a plant closing. But the program continued to face financial challenges.

The early years of TennCare were characterized by a certain degree of volatility among the Managed Care Organizations (MCOs), some of which were formed for the express purpose of participating in TennCare. A few of these new MCOs were not sufficiently experienced or capitalized to be successful in the new program, which led to some turnover of plans during that period.

TennCare II. In 2002, the Tennessee General Assembly passed the TennCare Reform Act, which was intended to introduce new measures to bring stability to the program and to ensure that it could operate within budgetary limits. The TennCare Reform Act envisioned a new program called "TennCare II." TennCare II began on July 1, 2002, and continues today. Unless stated otherwise, all references to "TennCare" from this point on will be considered to mean "TennCare II."

Key leaders who have shaped TennCare II include the following people:

TennCare II (2002 – present)

Governors:	Don Sundquist (2002 – 2003) Phil Bredesen (2003 – 2011) Bill Haslam (2011 – present)
TennCare Directors:	Manny Martins (2002 – 2004) J. D. Hickey (2004 – 2006) Darin Gordon (2006 – present)
CMS Project Officers:	Joe Millstone (2002 – 2005) Carolyn Milanowski (2005) Rachel DaCunha (2005 – 2006) Lane Terwilliger (2006) Mary Corddry (2007) Kelly Heilman (2007 – 2010) Paul Boben (2010 – 2011) Nicole Kaufman (2011 – 2012) Jessica Woodard (2012 – 2014) Megan Lepore (2015) Patrick Edwards (2015) Jessica Woodard (2015 – present)

B. Approval Periods

There have been four separate approval periods since TennCare II began. (See Table 1.) Each period was authorized under a specific paragraph of Section 1115 of the Social Security Act.

Three of the four approval periods were for three years; one was for five years. The second approval period started after several short extensions of the first approval period. These extensions were required after the state was notified at the end of June 2007 that a cap would be placed on supplemental pool payments, effective July 1, 2007.

Table 1
Approval Periods During TennCare II

Approval Period Number	Dates	Approval Authority under the Social Security Act
1	July 1, 2002 – October 4, 2007	Section 1115(a)
2	October 5, 2007 – June 30, 2010	Section 1115(a)
3	July 1, 2010 – June 30, 2013	Section 1115(e)

Approval Period Number	Dates	Approval Authority under the Social Security Act
4	July 1, 2013 – June 30, 2016	Section 1115(f)

Information about activities that occurred during each approval period will be discussed throughout this extension request. In order to provide a frame of reference for the reader, some highlights of each approval period are summarized below:

Approval Period #1.

- ❖ The TennCare population was divided into TennCare Medicaid (for Medicaid eligibles) and TennCare Standard (for Demonstration eligibles).
- ❖ A “Stabilization Plan” was implemented for an eighteen-month period of time to allow MCOs to operate temporarily on an Administrative Services Organization (ASO) basis and thereby gain time to stabilize their operations.
- ❖ TennCare Select began operating as a back-up plan to be available should an MCO have to leave the program unexpectedly.
- ❖ Pharmacy services were “carved out” to a Pharmacy Benefits Manager (PBM), and dental services were carved out to a Dental Benefits Manager (DBM).
- ❖ “TennCare Transformation,” which was a massive effort to restructure the program to maintain viability, occurred and was successful in allowing TennCare to continue to operate.
- ❖ By the end of 2006, all active MCOs had received accreditation from the National Committee for Quality Assurance (NCQA).
- ❖ A formal competitive procurement process was used to bring new MCOs to the Middle Tennessee Region.

Approval Period #2.

- ❖ The state extended the use of the formal competitive procurement process described above to bring new MCOs to the East and West Tennessee Regions.
- ❖ The carve-out for behavioral health and substance abuse treatment services that had been in operation since 1996 was phased out. Responsibility for delivering behavioral health and substance abuse treatment services, and for integrating these services with physical health services, was transitioned to the MCOs and brought into the overall continuum of care that they were providing.
- ❖ The CHOICES program, a Medicaid Managed Long-Term Services and Supports (MLTSS) program, was begun. Responsibility for LTSS provided to persons who were elderly and to adults with physical disabilities was transitioned to the MCOs. The state’s 1915(c) Home and Community Based Services (HCBS) waivers serving this population were closed.

Approval Period #3.

- ❖ Work was done on a model for serving dual eligibles, which was to be called “TennCare Plus.” The state’s proposal to the Center for Medicare and Medicaid

Innovation (CMMI) was ultimately withdrawn, but other coordination efforts were initiated, such as requiring the MCOs to establish D-SNPs (Dual Eligible Special Needs Plans) to promote aligned enrollment and coordination of Medicaid and Medicare services for their dually eligible members.

- ❖ Governor Haslam launched the Tennessee Health Care Innovation Initiative for the purpose of changing the way health care is paid for in Tennessee. Although the work of the Initiative extends beyond TennCare, TennCare is a critical component, and the Initiative staff is co-located with TennCare staff within the Division of Health Care Finance and Administration (HCFA)⁴ in Nashville. The early work of the Initiative was funded in part by a Round One State Innovation Model (SIM) grant. The Initiative is focused primarily on payment reform, moving from paying for volume to paying for value, and it encompasses strategies that enhance the role of the primary care provider, that align multi-payer models, that focus on improving quality and shifting payment in the LTSS system, and that can be translated into “episodes of care” when multiple providers are involved in a specific health care event.

Approval Period #4.

- ❖ TennCare developed a proposal named “Insure Tennessee,” which was an alternative model for providing services to persons in the Medicaid expansion population. See discussion of “Amendment 25” in the section below.
- ❖ The Tennessee Health Care Innovation Initiative received a \$65 million Round Two SIM grant to further support the goal of making health care in Tennessee a value-based system focused on efficiency, quality of care, and the patient experience.
- ❖ Planning was conducted for a new MLTSS program to serve persons with intellectual and developmental disabilities.
- ❖ The state transitioned to a statewide model of MCO service delivery, effective January 1, 2015. A new procurement process was organized to obtain MCOs that could operate on a statewide basis.

C. Authorities for the Demonstration

The Special Terms and Conditions (STCs), the Waivers, and the Expenditure Authorities that are approved by CMS as part of the Demonstration are considered the foundation documents and the primary authorities for the Demonstration. Amendments should also be considered part of the core documentation. They are unique documents that are state-specific and that are put together with painstaking attention to detail.

Prior to 2002, changes to the Demonstration were managed by correspondence between CMS and the state. Since 2002, the state has prepared twenty-nine Demonstration

⁴ HCFA is an organizational unit within the Tennessee Department of Finance & Administration, which is the Single State Agency specified in the Tennessee Medicaid State Plan. HCFA encompasses a number of health care-related programs and initiatives, including the Bureau of TennCare, CoverKids, AccessTN, CoverRx, the Strategic Planning and Innovation Group, and the Office of e-Health Initiatives. The Bureau of TennCare is the unit within HCFA responsible for administering the state’s Medicaid program, including the TennCare Demonstration.

amendments and filed twenty-seven. All twenty-nine Demonstration amendments are summarized in Attachment A. The two that were not submitted are as follows:

- ❖ Amendment #25 contained the “Insure Tennessee” proposal, which was a proposal for an alternative to the Medicaid expansion described in the Affordable Care Act (ACA). Insure Tennessee would have offered members a choice of purchasing employer-sponsored insurance through a program to be called the “Volunteer Plan,” or joining a “Healthy Incentives Plan” that would allow members to receive rewards for engaging in healthy behaviors. Insure Tennessee was discussed with CMS over a period of four months in 2014 but was not formally submitted to CMS because a committee of the Tennessee General Assembly voted against its implementation during a special legislative session on February 4, 2015. On March 31, 2015, during the regular legislative session, another committee of the Tennessee General Assembly voted against proceeding with implementation of Insure Tennessee.
- ❖ Amendment #29 was prepared in order to begin the benefit reductions that would have been required if Amendment #26 had not been approved. (Amendment #26 dealt with continuing the pool payments past December 31, 2015.) When the state received notice on December 11, 2015, that Amendment #26 had been approved, there was no need to move forward with Amendment #29.

D. Selected Issues: 2002 – 2015

The chronological history of the TennCare Demonstration has been documented by the state as well as CMS. The Bureau of TennCare maintains a timeline on its website.⁵ There is a fourteen-page summary of TennCare II on the CMS website that goes through mid-2014.⁶

Given the availability of these two chronologies, this document will focus on selected key issues in the Demonstration since 2002.

1. Key Issue: Program Innovation

One of the most appealing aspects of the Demonstration is the encouragement it provides for program innovation. Over the years, TennCare has responded to this encouragement in a number of ways.

Some of the most powerful innovations that have come about under TennCare II have been in the area of LTSS. The state currently has an MLTSS program for elderly persons and adults with physical disabilities (“CHOICES”) and, as of this writing, is in the process of developing a companion MLTSS program for persons with intellectual and developmental disabilities (“ECF CHOICES”).⁷

⁵ <http://www.tn.gov/tenncare/article/tenncare-timeline>.

⁶ <http://www.medicaid.gov/Medicaid-CHIP-Program-Information/By-Topics/Waivers/1115/downloads/tn/tn-tenncare-ii-fs.pdf>.

⁷ “ECF” stands for “Employment and Community First.”

Highlights of current program innovations are listed below.

CHOICES (2008 – present). On June 17, 2008, the Long-Term Care Community Choices Act of 2008 was enacted. The Act, which passed unanimously in both houses of the Tennessee General Assembly, laid out the components of a proposed re-design of the TennCare LTSS system. In response to this Act, TennCare developed a concept paper for Amendment #7, which would bring LTSS for elderly persons and adults with physical disabilities under the managed care program and open up new opportunities for these individuals to receive HCBS. The concept paper was submitted to CMS on July 22, 2008, and on October 2, 2008, Amendment #7 was submitted. The state and CMS spent a great deal of time working through the issues in Amendment #7 before it was finally approved on July 22, 2009. The program began in Middle Tennessee about seven months later, on March 1, 2010. On August 1, 2010, the statewide implementation of CHOICES was completed, with program implementation beginning in both East and West Tennessee.

CHOICES has clearly opened up a whole new world of community supports and services for persons who are elderly or who have physical disabilities, while continuing to recognize the important role played by Nursing Facilities (NFs) in the continuum of care. Before CHOICES, 83 percent of TennCare's LTSS population was served in NFs, with 17 percent served in HCBS settings. As of August 1, 2015, that balance was 57 percent being served in NFs and 44 percent served in HCBS.⁸

Dashboards for program monitoring (2008 – present). Tennessee has developed a set of program dashboards to enable managers to visualize, analyze, and act upon performance and fiscal data. The visual dashboard tool is regularly updated with a wide variety of data in such categories as enrollee demographics, MCO medical loss ratios (MLRs), claims accuracy, provider networks, appeals, MCO Report Cards, Quality Report Cards, and many other topics. "Buttons" on the dashboard use visual cues (e.g., red, yellow, green) to enable managers to easily identify areas needing attention, areas with potential need for additional follow-up or monitoring, and areas where performance is proceeding as expected.

Money Follows the Person (2011 – present). TennCare implemented its Money Follows the Person (MFP) Rebalancing Demonstration Grant program in October 2011. A unique incentive payment structure rewards MCOs that are successful in achieving the state's transition, rebalancing, and related benchmarks established under the program. In addition to helping significant numbers of individuals transition from institutions to qualified residences in the community, TennCare is making use of rebalancing funds to increase housing capacity across the state, creating more affordable and accessible housing for individuals served in Medicaid. There are additional initiatives to increase the capacity and professionalism of the direct support workforce serving seniors and adults with disabilities. Improved access to housing and a better trained, more committed workforce increase quality of care and improve personal health outcomes for people served. In 2015, TennCare began implementing employment initiatives with the MFP rebalancing funds, and collecting employment data.

⁸ Patti Killingsworth, "State of Tennessee: Leveraging MLTSS to Accomplish System Objectives," presentation to HCBS conference in Washington, DC, on September 1, 2015. Numbers may not add to exactly 100 percent due to rounding.

Previous member surveys revealed that approximately 20 percent of members surveyed wished to be employed in the community or involved in volunteer work. Integrated, competitive employment and volunteerism help people continue to feel connected to their communities and allow them to contribute in meaningful ways, increasing their overall quality of life.

Dental care for young children (2011 – present). On April 1, 2011, TennCare launched a new initiative to improve the dental health of enrollees who were three to five years old by offering reimbursement to non-traditional providers to conduct dental screens and apply fluoride varnish to teeth. “Non-traditional providers” were defined to include primary care physicians, pediatricians, physician assistants, nurse practitioners, and public health nurses.

SIM grants (2013 – present). In February 2013, Tennessee was one of sixteen states receiving a Round One Model Design Award under the SIM Initiative, which was authorized under Section 3021 of the Affordable Care Act (ACA). The announcement of the award said:

The State of Tennessee received up to \$756,000 to develop its State Health Care Innovation Plan. Tennessee proposed to develop and integrate specific and scalable purchasing strategies into the TennCare Medicaid managed care model. Specifically, the design process aimed to accelerate efforts to hold health care providers accountable for both cost and quality of care by identifying and rewarding the best-performing providers in accordance with federally-recognized quality metrics. The project identified evidence-based payment and service delivery models and decided how one or more of these models could best be used in Tennessee towards the effectiveness of patient-centered medical homes, [Accountable Care Organizations], and other integrated care models.⁹

In December 2014, Tennessee was awarded a Round Two SIM grant, this time for \$65 million. This grant award will further support efforts to make health care in Tennessee a value-based system focused on efficiency, quality of care, and the patient experience.

ECF CHOICES (Amendment #27). On May 30, 2014, the state published a concept paper for a joint proposal between TennCare and the Tennessee Department of Intellectual and Developmental Disabilities (DIDD) regarding the improvement of HCBS programs and services for individuals with intellectual and developmental disabilities. The concept paper—entitled “Renewal and Redesign of Tennessee’s Long-Term Services and Supports for Individuals with Intellectual Disabilities: A Concept Paper for Stakeholder Input and Review”—was developed following a series of statewide meetings with stakeholders held in late 2013 and early 2014. The document was shared with CMS on June 2, 2014, and then served as the basis for Amendment #27. It outlines a plan for launching a new MLTSS program known as ECF CHOICES, with the principal aim of promoting and supporting integrated, competitive employment and independent, integrated community living as the first and preferred option for individuals with intellectual and developmental disabilities (I/DD). ECF CHOICES will offer an array of benefits and supports related to employment and community living through a tiered benefit structure based on the needs of the individuals

⁹ <https://innovation.cms.gov/initiatives/State-Innovations-Model-Design>, Accessed online on October 23, 2015.

enrolled in the program. Establishing ECF CHOICES within the TennCare Demonstration will enable the state to provide HCBS and other Medicaid services to more people, including people currently on the waiting list for a Section 1915(c) waiver program and people with developmental disabilities who are not eligible for Tennessee’s existing Section 1915(c) waiver programs.

2. Key Issue: Integration of Care

Integration of care has been a primary focus of the TennCare program since its inception. Effective integration and coordination of care promotes a better experience for members, more cost effective service delivery, and improved health outcomes. Table 2 summarizes how various benefits have been offered outside (“carved out”) or integrated into (“carved in”) TennCare’s managed care program over time.

Table 2
History of Carve-Ins and Carve-Outs in TennCare

Service	Carve In or Carve Out?
LTSS for persons who are elderly and/or physically disabled	<ul style="list-style-type: none"> 1994: Originally administered by TennCare outside the managed care program <i>2010: Carved in to the MCO program</i>
Mental health services	<ul style="list-style-type: none"> 1994: Services for persons with chronic mental illnesses provided outside the Demonstration by the Tennessee Department of Mental Health. Other mental health and substance abuse services provided by the MCOs. 1996: All mental health and substance abuse treatment services brought into the Demonstration in 1996 but offered outside the MCOs by two Behavioral Health Organizations that were “partnered” with a certain number of MCOs. <i>2009: Carved in to the MCO program</i>
Dental services	<ul style="list-style-type: none"> 1994: Originally part of the MCO program <i>2002: Carved out (administered by DBM)</i>
Pharmacy services	<ul style="list-style-type: none"> 1994: Originally part of the MCO program 1998: Behavioral health drugs were carved out of the BHO program and managed by TennCare 2000: Drugs for dual eligibles were carved out of the MCO program and managed by TennCare <i>2002: Entire pharmacy program carved out (administered by PBM)</i>
HCBS for persons with intellectual and/or developmental disabilities	<ul style="list-style-type: none"> 1994: Originally administered by TennCare and DIDD outside the managed care program <i>2015: Plans are underway to carve in to the MCO program in 2016</i>

As this summary indicates, TennCare has taken a number of steps to integrate care over time and continues to seek ways to better coordinate care for members. TennCare has elected to retain the PBM and DBM carve-outs (as noted in the table above) for several reasons. Dental services are sufficiently different from other health care services that it makes sense to keep that benefit separate at this time. The only dental services covered by TennCare are services for children. With respect to the PBM, during the time when each MCO had its own pharmacy program, TennCare observed that plans were having difficulty managing the benefit, with higher than anticipated expenditure trends. We received complaints from providers, who were having difficulty managing and keeping up with several different formularies offered by several different MCOs. Having only one entity created important efficiencies for the program, providers and enrollees.

Several integration of care models have been developed over the years, with members who are dually eligible for Medicare and Medicaid being a population of particular interest.

Integration of services for dual eligibles. In 2011, Tennessee submitted a request to the new CMMI for one of the \$1 million planning grants that were to be awarded to fifteen states to develop proposals for integrating care for Medicare-Medicaid dual eligibles. On April 5, 2011, the state was notified that the request had been approved.

A good deal of work was put into developing the model over the following year, culminating in a proposal for a new program to be called “TennCare Plus,” which was submitted to CMMI on May 17, 2012. Throughout the summer and the fall of 2012, CMMI continued to issue guidance regarding expectations for states submitting successful proposals. In the face of significant financial and programmatic concerns, including the adequacy of rates that would be paid to managed care plans under the demonstration and extremely short timeframes for readiness and implementation activities, the state withdrew its proposal on December 21, 2012.

Nevertheless, TennCare has remained committed to better integration and coordination of care for dually eligible members. Tennessee is leveraging Medicare Part C authority and the D-SNP (Dual Eligible Special Needs Plan) platform to help align members in the same health plan for Medicare and Medicaid benefits. As part of the MCO procurement process in 2013, the state began requiring each MCO to set up a companion D-SNP so that members would have the opportunity to choose to receive their Medicare and Medicaid services from the same entity. TennCare makes use of the MIPPA (Medicare Improvements for Patients and Providers Act) agreement to strengthen coordination requirements for D-SNPs—particularly those related to discharge planning, care transitions, and use of LTSS. TennCare has implemented extensive education efforts for Medicaid members attaining Medicare eligibility status, and is providing prospective enrollment information to MCOs to support seamless conversion of members into an aligned D-SNP upon Medicare enrollment.¹⁰

¹⁰ Two of TennCare’s three MCOs have permission from CMS to implement seamless conversion of Medicaid members attaining Medicare enrollment, including advance notice and opportunity for opt-out.

3. Key Issue: Access and Program Participation

Supplemental pools (1994 – present). One of the waivers in the original TennCare Demonstration was a waiver of Disproportionate Share Hospital (DSH) payments. The first of several supplemental funding pools (called the Unreimbursed Public Hospital Cost Pool for Certified Public Expenditures) was authorized at that time. Other pools were added in subsequent years. The purpose of most of the pools was to reduce uncompensated care provided by Tennessee hospitals, but two of the pools have had different purposes. The Graduate Medical Education (GME) pool has been used to support retention of primary care physicians being trained at four specific universities with medical schools. The Meharry Medical College Pool has been devoted to assisting Meharry with the operation of clinics that provide indigent care. TennCare currently includes the following pools:

- ❖ Graduate Medical Education Pool (authorized on December 6, 1995)
- ❖ Critical Access Hospital Pool (authorized on May 30, 2002)
- ❖ Meharry Medical College Pool (authorized on April 17, 2003)
- ❖ Essential Access Hospital Pool (authorized on March 31, 2006)
- ❖ DSH payments (authorized on March 31, 2006)
- ❖ Unreimbursed Hospital Cost Pool (authorized on June 30, 2010)
- ❖ Public Hospital Supplemental Payment Pool (authorized on June 20, 2010)

The supplemental pools have played a key role in contributing to both access and participation. They have helped hospitals meet the challenges of serving high levels of Medicaid patients, as well as patients requiring uncompensated care. The pools will be discussed in detail in the report being prepared in response to STC #69 that is due on February 29, 2016.

4. Key Issue: Program Sustainability

Managing a program as large and as complex as TennCare requires constant attention to detail, careful monitoring from many different vantage points, and quick action when issues are identified. Like most states, Tennessee cannot overspend its budget. There is a Constitutional requirement for the state to maintain a balanced budget each year.

Through the years, state leaders have used a number of strategies for ensuring program sustainability. Some of those are discussed below.

Stabilization Plan (2001 – 2002). In the early years of TennCare, there was volatility among some of the MCOs. One strategy the state used to deal with this issue was the imposition of a time-limited Stabilization Plan, whereby risk would be removed for a period of time and the MCOs would operate essentially as ASOs. This period allowed the MCOs to regroup and to strengthen their respective infrastructures. CMS approved the implementation of the Stabilization Plan in STC #27, as stated in a letter dated May 30, 2002, and approved the ending of the Plan in Amendment #1.

TennCare Select (2001 – present). Another strategy that the state used to deal with MCO volatility in the program's early years was to develop a separate managed care plan that would

in essence be the state's plan. This plan was called TennCare Select, and it has been administered by Volunteer State Health Plan since its beginning. It is a Prepaid Inpatient Health Plan (PIHP) rather than an MCO. Its initial purpose was to provide a back-up arrangement that would allow the state to transfer members from a problem MCO quickly if that MCO should have to leave the program unexpectedly.

As time went on, TennCare Select began to be used for other purposes as well. Most MCOs were not statewide in scope during the early years of TennCare, which posed a problem for children in state custody, who sometimes had to move on short notice and then be re-assigned to a new MCO. The state began requiring that all children in state custody be enrolled in TennCare Select to ensure continuity and coordination of care, regardless of where the child lived. Another population served by TennCare Select is individuals who are residing outside the state temporarily. TennCare Select also reimburses providers of emergency services delivered to undocumented immigrants; these payments are required by Section 1903(v) of the Social Security Act.

TennCare Transformation (2004 – 2006). In the late summer of 2003, a coalition of groups including BlueCross BlueShield of Tennessee, the Farm Bureau, Hospital Corporation of America, Vanderbilt University, and twenty-two hospitals within the Tennessee Hospital Association entered into a contract with McKinsey & Company, an international consulting firm, for the purpose of conducting an independent study to assess the viability of TennCare over the next five years and to identify strategic options for improving its financial sustainability.

On December 11, 2003, and February 11, 2003, McKinsey issued two reports, stating their assessment that TennCare as it was constructed at the time was not financially viable and, without reform, would consume most of the state's new revenues by 2008.

On February 17, 2004, Governor Phil Bredesen addressed the Tennessee General Assembly and announced plans to reform TennCare so that it could remain financially viable. A "TennCare Transformation Team" was assembled. State workers, providers, and advocates formed four policy teams and four organization teams to develop detailed plans for "TennCare Transformation," following the Governor's directive that coverage for children, pregnant women, and individuals with disabilities be protected to the greatest extent possible.

On August 19, 2004, a draft of a massive Demonstration amendment for TennCare Transformation was released for public comment. Presentations and "listening sessions" were conducted in various Tennessee communities. The state received over 2,000 electronic, written, or telephone comments, and on September 24, 2004, the Demonstration amendment was submitted to CMS.

As part of TennCare Transformation, the state had requested relief from several consent decrees affecting TennCare. There were a number of discussions on this topic during this period, but these discussions were ultimately unsuccessful. In light of this development and continuing budgetary issues, the Governor announced on November 10, 2004, that he was setting in motion a process to end TennCare and return to a traditional Medicaid program.

On January 10, 2005, after reaching the conclusion that the state could no longer afford TennCare in its present form, the Governor announced a proposal for a “third way”—namely, to retain TennCare and to do everything possible to keep children on the program, but to eliminate the Uninsured and Uninsurable categories for adults and to implement some benefit reductions.

CMS was responsive to the state’s situation. Initially, CMS officials requested that the state divide the large amendment submitted in September 2004 into smaller amendments so that the problem could be addressed in more manageable phases.

Phase I. The first phase was the review of eligibility of all individuals age nineteen and older in the Uninsured and Uninsurable categories, with the understanding that those who were not eligible for an open Medicaid category would be disenrolled. (See Amendment #2.) In addition, new enrollment into the non-pregnant adult Medically Needy program was closed.

Phase II. The second phase involved making some modifications in benefits. (See Amendments #3 and #4.) Pharmacy benefits for most adults were limited to five prescription drugs or refills per month, with no more than two being brand-name drugs. In addition, a \$3.00 copay on brand-name drugs was put in place for non-exempt individuals.

The result of these changes was continuation of the TennCare program, but not at a level that would require every dollar of new state revenues.

Essential Coverage Fee (2010 – present). In 2010, the Tennessee General Assembly passed a one-year Essential Coverage Fee, which was a 3.52 percent hospital assessment fee. Revenues from the fee were used to avert severe program reductions that would otherwise have been required. The fee has continued and was increased to 4.52 percent in subsequent years.

Recent statistics. Tennessee’s emphasis on careful fiscal management has been recognized in recent years. In June 2014, the Government Accounting Office (GAO) published a report indicating that Tennessee’s Medicaid spend per enrollee, which was nearly \$2,000 below the average per state, was the fourth lowest Medicaid spend per enrollee nationwide.¹¹ This statistic is more impressive in light of the percentage of Medicaid enrollees with disabilities, typically a more expensive population to serve. Tennessee ranked sixth in the percentage of its Medicaid population with disabilities. Tennessee’s percentage (23.2 percent) was about 5.6 percentage points above the average state percentage (16.6 percent).¹²

According to a Pew report dated October 2015, among all states Tennessee had the second lowest change in Medicaid spending as a share of own-source revenue between the years of 2003 and 2013. The change of 0.3 percentage points in Tennessee was far below the national average change of 4.7 percentage points.¹³

¹¹ GAO, “Assessment of Variation Among States in Per-Person Spending,” June 2014, page 41.

¹² Ibid., page 51.

¹³ Pew Charitable Trusts, *Fiscal 50: State Trends and Analysis*, an interactive resource, October 8, 2015.

5. Key Issue: Eligibility

Program enrollment is one of the most important factors in the TennCare program. A certain amount of enrollment growth is expected each year, but economic downturns and other events may cause spikes in enrollment.

TennCare covers all mandatory Medicaid categories and many optional ones. There are several demonstration categories as well. Changes that have occurred in eligibility over the course of TennCare II are outlined below.

Medicaid categories.

- ❖ **BCCP (category added in 2002).** When TennCare II was introduced, the state added a new optional Medicaid group—Women Needing Treatment for Breast and/or Cervical Cancer.
- ❖ **Non-pregnant Medically Needy adults (category revised in 2005; closed in 2007).** Approval of the Demonstration extension that began in 2007 enabled the state to begin to address the Medically Needy program for non-pregnant adults, which had been closed to new enrollment on April 29, 2005, pursuant to Amendment #2. Persons enrolled in this program when it closed in 2007 were reviewed for eligibility in the new “Standard Spend Down” program once it was open. (See Amendment #5.) By agreement with CMS, the state submitted a SPA to remove the Medically Needy category for non-pregnant adults from the Medicaid State Plan. The effective date of the SPA was October 5, 2007. The Medically Needy category remains open for pregnant women and children.
- ❖ ***Daniels* class members (group established as the result of a class action suit brought in 1979; reverifications began in 2009).** On January 8, 2009, the Federal District Court lifted an injunction that had been in place for years in a case called *Daniels*. The issue in the case was the state's ability to properly redetermine the eligibility of individuals who had lost Supplemental Security Income (SSI) benefits and who would therefore have to qualify in another Medicaid category in order to remain eligible for Medicaid. The redetermination procedures developed by the state were approved both by CMS and by the Court. As a result of this decision, the state began redetermining the eligibility of all 147,000 *Daniels* class members, some of whom had been enrolled in TennCare for years after losing SSI without having had their eligibility redetermined. Those who were not found eligible in any open TennCare category were disenrolled. A portion of these class members had Medicare as another source of coverage.
- ❖ **Former Foster Care Children (category added in 2014).** When the new eligibility requirements of ACA went into effect on January 1, 2014, the state added the Former Foster Care Children category, which is a mandatory Medicaid eligibility category.

Demonstration categories.

- ❖ **Uninsureds and Uninsurables (1994).** As has been stated earlier, beginning in 2005, all 323,000 persons in the Uninsured or Uninsurable (also called Medically Eligible) categories who were nineteen years of age or older were checked for eligibility in an open Medicaid category. Those who were not found eligible for any open category were disenrolled from TennCare. The only Uninsured and Medically Eligible people remaining on the program today are children under age nineteen who have lost eligibility for Medicaid and who fall into one of the following two Demonstration categories:
 - Uninsured children
 - Medically Eligible (uninsurable) children
- ❖ **Standard Spend Down Group (2006).** Members of this group are adults age twenty-one and older who meet criteria patterned after the Medically Needy program, specifically the aged, blind, and disabled category and the category for caretaker relatives of Medicaid-eligible children. Amendment #28, submitted on October 8, 2015, requests the removal of this eligibility category from the Demonstration.
- ❖ **217-Like HCBS Group (2009).** This is a CHOICES category. Members meet the level of care (LOC) criteria for NF care but are receiving HCBS in lieu of NF care.
- ❖ **At Risk Demonstration Group (2012).** This is a CHOICES category that opened when the state revised its LOC criteria for NF care in 2012. The purpose of this category was to preserve a pathway to eligibility based on institutional income standards for persons needing LTSS in order to comply with the maintenance of effort (MOE) requirements of ACA. New enrollment in this category was originally scheduled to end on December 31, 2013, but it was extended through June 30, 2015. (*See Amendment #20.*) Persons who applied for CHOICES by June 30, 2015, and who were enrolled in this category can continue their enrollment as long as they continue to meet the LOC criteria and financial income standards that were in place when they enrolled, and they remain continuously enrolled in the category.
- ❖ **CHOICES 1 and 2 Carryover Group (2012).** This is a CHOICES category that was set up when the state revised its LOC criteria for NF care. It consists of individuals who were enrolled in CHOICES 1 or CHOICES 2 as of June 30, 2012, but who no longer qualify for CHOICES enrollment due solely to the state's modification of its NF LOC criteria. They are allowed to continue their enrollment in this category as long as they continue to meet the LOC criteria that were in place when they enrolled, they continue to meet all of the eligibility criteria for the CHOICES program, and they remain continuously enrolled in their category.
- ❖ **PACE Carryover Group (2012).** This category was established when the state revised its LOC criteria for NF care. It consists of individuals who were enrolled in PACE as of June 30, 2012, but who no longer qualify for enrollment due solely to the state's modification of its NF LOC criteria. They are allowed to continue their

enrollment in this category as long as they continue to meet the LOC criteria that were in place when they enrolled, they continue to meet all of the eligibility criteria for PACE, and they remain continuously enrolled in their category.

The TennCare eligibility categories are described in Table 1a of the STCs. This table was developed by CMS and requires some updating in order to reflect the state's implementation of MAGI-based Medicaid eligibility standards on January 1, 2014. If requested, the state will be glad to assist CMS in updating Table 1a.

6. Key Issue: Benefits

One of the “levers” for managing a Medicaid program is benefits. Some benefits are mandatory for Medicaid programs; others are optional. Even optional benefits may be mandatory for certain populations, such as children.

The TennCare benefit package is quite comprehensive and covers many more benefits than the Medicaid program that preceded TennCare. There are very few limits on covered benefits other than that they be medically necessary. Key changes related to benefits that have been proposed over the course of TennCare II are outlined below.

- ❖ **Differential benefits (2002).** One of the biggest changes associated with the roll-out of TennCare II was segmenting enrollees into two groups: TennCare Medicaid (for Medicaid enrollees) and TennCare Standard (for Demonstration enrollees). The chief purpose of separating the two groups was to offer differential benefits, with more generous benefits being available for the Tennessee Medicaid population than were offered to the TennCare Standard population.

This concept never got off the ground, however. Differential benefits were scheduled to go into effect on January 1, 2003, but were stopped by action of the U.S. District Court for the Middle District of Tennessee on December 18, 2002. These changes were re-scheduled for implementation on April 1, 2003, but then postponed indefinitely due to efforts underway to reach new agreements with the plaintiffs in four separate lawsuits filed against the state—*Grier* (1979), addressing medical appeals issues; *John B.* (1998), having to do with the Early and Periodic Screening, Diagnostic, and Treatment (EPSDT) program; *Newberry* (1998), dealing with the provision of home health care; and *Rosen* (1998), addressing disenrollment procedures for Demonstration eligibles.

- ❖ **Prescription drug limits and copays (2005, 2007, 2013).** On July 29, 2005, the U.S. District Court for the Middle District of Tennessee issued a ruling in the *Grier* Consent Decree that allowed the state to move forward with certain benefit changes. These included a new limit on prescription drug coverage for non-institutionalized adults and a new copay requirement on brand-name prescriptions for non-exempt adults.¹⁴ After receiving approval from CMS, the state implemented these changes, as well as eliminating the adult dental program and coverage of methadone clinic

¹⁴ Non-exempt adults are those listed in 42 CFR § 447.56.

services for adults mentioned below. (*See Amendment #3.*) A list of drugs that would not count against the limit, called the “Automatic Exemption List,” was put into effect.

In 2007, the state implemented a program of “soft limits,” which came to be called the “Prescriber Attestation Process.” The purpose of this process was to allow enrollees who were subject to a limit on outpatient drugs to obtain additional prescriptions in urgent situations. Over 600 medications were initially identified for this process. When an enrollee had reached his benefit limit for a given month and his prescriber contacted TennCare and attested that the enrollee had an urgent need for an otherwise covered drug that was in excess of the benefit limit, TennCare would pay for the medication.

In 2013, the state added a \$1.50 copay for generic drugs that was applicable to those persons who were already paying a \$3.00 copay for brand-name drugs.

- ❖ **Adult dental benefits (2005).** The state closed the limited adult dental program that had been in place. (*See Amendment #3.*)
- ❖ **Methadone clinic services (2005).** These services became non-covered for adults. (*See Amendment #3.*)
- ❖ **Home health and private duty nursing (2008).** One of the advantages of monitoring data closely is that program leadership can pinpoint when use of a particular benefit may require some modifications. This happened with TennCare’s private duty nursing and home health benefits in 2008. Encounter data indicated that expenditures for these services were growing dramatically, and so TennCare proposed some controls. (*See Amendment #6.*) These controls included placing a limit on the number of hours of home health that would be approved for adults and restricting the private duty nursing benefit for adults to situations where the patient was dependent on certain types of technology.
- ❖ **CHOICES benefits (2009, 2015).** Certain benefits were made available under CHOICES that had not been TennCare benefits previously. In some cases, these benefits were offered prior to CHOICES through the state’s 1915(c) HCBS waivers for persons who were elderly and adults with physical disabilities. These waivers were phased out when CHOICES was implemented. Benefits new to the TennCare Demonstration included:
 - Adult day care
 - Assistive technology
 - Attendant care
 - Community-based residential alternatives
 - Home-delivered meals
 - In-home respite care
 - Inpatient respite care
 - Minor home modifications

- Personal care visits
- Personal Emergency Response System
- Pest control

7. Key Issue: Managed Care Contractors

It would be difficult to overstate the importance of the Managed Care Contractors (MCCs) in any Medicaid managed care program. They are the workhorses that make the program go. They perform key functions with respect to members, providers, and the state. Those functions include the following:

For members, the MCOs:

- ❖ Enroll members who are sent to them by the state. (The MCOs do not determine eligibility for TennCare.)
- ❖ Are the chief communicators with members and the primary source of their members' information about the program.
- ❖ Ensure that they have an adequate number of geographically accessible providers to serve their members.
- ❖ Assist their members in establishing satisfactory relationships with providers, and they coordinate care.
- ❖ Are available twenty-four hours a day to any member who contacts them.

For providers, the MCOs:

- ❖ Are the face of the program with the provider community.
- ❖ Recruit providers for their plans, answer their questions, help with referrals, and provide payment for services.

For the state, the MCOs:

- ❖ Are responsible for carrying out all of their contractual obligations.
- ❖ Collect and maintain critical data used by the state for reporting and program planning.

TennCare's MCCs at present include three MCOs, one Prepaid Inpatient Health Plan (PIHP), and two Prepaid Ambulatory Health Plans (PAHPs). The PIHP is TennCare Select, and the two PAHPs are the PBM and the DBM.

The names of TennCare's current MCCs are listed in Table 3.

Table 3
TennCare Managed Care Contractors as of December 1, 2015

Type of MCC	Current TennCare MCC
Managed Care Organizations	Amerigroup BlueCare ¹⁵ UnitedHealthcare Community Plan ¹⁶
Prepaid Inpatient Health Plan	TennCare Select ¹⁷
Pharmacy Benefit Manager	Magellan Health Services
Dental Benefit Manager	DentaQuest

The MCO procurement process. When TennCare started in 1994, there were twelve MCOs—eight Health Maintenance Organizations (HMOs) and four Preferred Provider Organizations (PPOs). MCOs were allowed to participate if they met the state’s criteria, but they could decide for themselves whether they wanted to be statewide, regional, or local. A number of the MCOs were start-ups that were organized for the express purpose of participating in TennCare.

By 2003, TennCare required all health plans to be HMOs and to serve all areas within one of three Grand Regions of the state.

The first competitive procurement process for MCOs was used in 2006, to procure MCOs to serve the Middle Tennessee Grant Region beginning in 2007. This process was subsequently used to procure MCOs to serve the East and West Tennessee Grand Regions as well. The procurement process was designed in such a way that a prospective MCO could not simply outsource the writing of the proposal to a contractor. Representatives of the MCOs had to be able to explain how their organizations worked and how they would be able to respond to the state’s requirements.

Following MCO selection but prior to the start date, there was a lengthy and detailed readiness review process to ensure that all MCOs would be ready to begin delivering services on the very first day of operation. This process continues to evolve and now includes review of distinct deliverables, on-site review of critical processes and operating functions, demonstration of critical MCO systems, and end-to-end systems testing. One of the readiness activities that Tennessee found particularly useful was to ensure that each MCO had the names of all enrollees with special circumstances, such as those enrollees who needed to be transported to dialysis on day one, to ensure that services would proceed without interruption when the new MCOs took over.

The most recent phase of MCO development has been the transition to a statewide service delivery model, which was accomplished effective January 1, 2015. TennCare built on prior learnings to help ensure continuity of care for members during the transition, including

¹⁵ BlueCare is operated by Volunteer State Health Plan, Inc. (VSHP), which is an independent licensee of the Blue Cross BlueShield Association and a licensed HMO affiliate of its parent company, BlueCross BlueShield of Tennessee.

¹⁶ UnitedHealthcare Community Plan is operated by UnitedHealthcare Plan of the River Valley, Inc.

¹⁷ TennCare Select is operated by Volunteer State Health Plan, Inc. (VSHP).

processes for exchanging transition of care data between MCOs. The TennCare MCOs today are experienced, well-capitalized health plans with national reputations.

Oversight of MCCs. The state cannot expect MCCs to function well without providing clear guidance and skillful, steady, and consistent oversight. This oversight starts with the contract, or the Contractor Risk Agreement (CRA), as it is called at TennCare. The CRA for the MCOs today is about four times the size of the original CRA in 1994.¹⁸ It contains many specifics that make it clear what the state's expectations are.

Contract monitoring is another key function. The state has learned that a systematic process for receiving and tracking contract deliverables is important. Every required deliverable has a designated "owner" at TennCare and an automated system for tracking the status of the deliverable. At the beginning of TennCare, owners kept up with deliverables using a paper-and-pencil process, which sometimes got interrupted or sidetracked when there were personnel changes. In recent years, the entire process has been automated so that managers can readily determine if a particular deliverable has not been received or has not been reviewed timely.

Tennessee has found it helpful to involve other agencies in contract monitoring. On January 26, 1995, a separate TennCare Oversight Division was set up by Executive Order at the Tennessee Department of Commerce and Insurance. The TennCare Oversight Division is responsible for helping maintain the health and the integrity of the TennCare program by overseeing, examining, and monitoring the MCOs participating in the program (all of which are HMOs). This division ensures that the MCOs are in compliance with statutory and contractual requirements relating to their financial responsibility, stability and integrity. The monitoring carried out by the TennCare Oversight Division is complementary to the more programmatically oriented monitoring that occurs at TennCare.

One decision each state must make is how many MCCs are needed and how the MCCs will be distributed—whether on a regional or statewide basis, as an example. In Tennessee's experience, the ideal configuration of MCOs is statewide, and while it makes sense to continue to have "carve-outs" for the PBM and the DBM, other carve-outs (such as a BHO for mental health and substance abuse services) are not necessary. TennCare today has three MCOs plus TennCare Select, one PBM, and one DBM. All MCOs are NCQA-accredited.

8. Key Issue: Quality Redesign

In December 2014, TennCare's Division of Quality Oversight began a series of meetings to assess current quality activities across MCOs. MCO participants in the various meetings included Chief Medical Officers, Quality Directors, EPSDT Coordinators, and Population Health Directors. TennCare's Quality Oversight Director and Assistant Director, along with the Chief Medical Officer, met with these groups and collaboratively worked on needed changes. The meetings and their results are as follows:

¹⁸ The original MCO CRA in 1994 was 115 pages without attachments. The current MCO CRA is 424 pages without attachments.

- ❖ December 12, 2014 – This meeting included a review of all current quality metrics with a discussion of both challenges and priorities for quality improvement.
- ❖ January 20, 2015 – This meeting included TennCare’s Pharmacy Director and the PBM. Participants discussed procedures for ensuring that case managers had access to the PBM when necessary to assist enrollees. Subsequently, MCOs submitted names of case managers to the PBM and obtained appropriate access.
- ❖ February 19, 2015 – The core group met with Population Health Directors and Quality Directors for each MCO. Meeting participants discussed the appropriateness of continuing various collaborative workgroups to address specific quality improvement topics. The ultimate decision was that two workgroups should continue. The maternity workgroup would continue until the joint Provider Toolkit was completed and distributed to providers. This toolkit has subsequently been printed and a pilot project involving its use has begun. It was also decided that the EPSDT workgroup, which had been dormant for a few months, would continue addressing innovative ways to reach TennCare’s “under twenty-one” population and would address topics to include in teen newsletters.
- ❖ March 3, 2015 – This meeting addressed the selection of quality measures to be included in pay for performance incentives for both the MCOs as well as their network providers. The group’s joint decision included nine HEDIS (Healthcare Effectiveness Data and Information Set) measures on which all three health plans scored at 25 percent of the National Medicaid Average. The selected measures included both adult and child measures. The tenth measure selected was an EPSDT screening ratio, with the goal of achieving screening ratios of 90 percent or above. These measures were subsequently included in the MCO CRA and in the MCOs’ network provider contracts as appropriate.
- ❖ April 15, 2015 – This meeting included the core group in addition to the EPSDT Coordinators from each MCO. All MCO contract requirements related to EPSDT were reviewed for effectiveness, and change recommendations were made. After review by a number of TennCare staff, some of the existing contract citations were removed while other requirements were added.
- ❖ July 9, 2015 – A meeting was held with the core group and included the EPSDT Coordinators from each MCO, as well as the EPSDT Director for the Tennessee Department of Health. Possible ways to collaborate on outreach were discussed and plans for a subsequent meeting were made.

E. Progress on Objectives

The TennCare Evaluation Plan, originally approved by CMS in 2008, is focused on the seven goals that appear in Section II of the STCs. The Evaluation Plan contains a number of performance measures that have been developed to help the state meet these goals. Section VI of this extension request identifies these goals and reports progress on performance

measures that have been established and regularly updated in the state's Quality Improvement Strategy (QIS).

Highlights from Section VI include the following:

- ❖ **Cost effectiveness:** TennCare provides services at a cost that does not exceed what would have been spent in a Medicaid FFS program.
- ❖ **Access to care:** Current statewide weighted HEDIS rates show substantial improvement since 2007 in access to primary care providers for children and adolescents ages 7-19 and to preventive/ambulatory health services for adults ages 20-65.
- ❖ **Access to care:** A high percentage of TennCare heads of households (94 percent) and TennCare children (97 percent) report that they go to a doctor or clinic when they are first seeking care, rather than to a hospital.
- ❖ **Quality of care:** Improvements have been noted since 2007 in the following statewide weighted HEDIS rates: adolescent well-child visits, timeliness of prenatal care, breast cancer screening, and cervical cancer screening.
- ❖ **Improved health care:** Improvements have been noted since 2007 in the following statewide HEDIS rates: HbA1c testing and controlling high blood pressure. Areas of emphasis in the future will be improvements in EPSDT screening rates and in the statewide weighted HEDIS rate for antidepressant medication management in both the acute phase and the continuation phase.
- ❖ **Enrollee satisfaction:** Currently, 95 percent of TennCare enrollees report that they are satisfied with their care (and satisfaction has remained over 92 percent for the past seven years). Other measures where improvement has been demonstrated since 2007 are the statewide averages for CAHPS (Consumer Assessment of Healthcare Providers and Systems) getting needed care, always or usually, and getting care quickly, always or usually.
- ❖ **Stability and viability of health plans:** At present, 100 percent of the TennCare MCOs have demonstrated compliance with statutory and/or contractual claim processing standards in at least ten out of twelve months in the past calendar year. In State Fiscal Year 2015, TennCare's MCOs reported a compliance rate of 93.2 percent for all contractual claims payment accuracy reports.

F. Future Goals of the Program (2016 – 2021)

The goals of the TennCare program for the next five years will continue to focus on using a managed care approach to provide services to Medicaid- and Demonstration-eligible enrollees that is cost effective, that assures appropriate access to high-quality care, and that ultimately improves health outcomes for program enrollees. Areas of special focus during the next

approval period will build on lessons learned over the course of the Demonstration, with emphasis on areas that have emerged as promising arenas for innovation.

A major focus of future effort will be the work being done by the Tennessee Health Care Innovation Initiative under the two SIM grants that are discussed earlier in this Section. (*See page 8.*) Particular areas of interest include the following:

- ❖ Development and implementation of new “episodes of care,” which are models for coordinating services provided by multiple providers for specific health events, such as hip and knee replacements, and using these models to pay for value rather than volume
- ❖ Primary care transformation, to include establishment of patient-centered medical homes and health homes for members with severe mental illnesses and a multi-payer shared care coordination tool that will allow primary care providers to implement better care coordination in their offices
- ❖ Development of new core quality metrics for adults and children
- ❖ Aligning payment with value and with outcomes in the delivery of HCBS

In implementing these initiatives, HCFA has sought and continues to solicit input from diverse stakeholders, including payers, providers, professional organizations, employers, and the public. As we move forward, this collaborative effort will allow us to effectively implement statewide change with broad consensus.

Another area where work has been done that has led to the development of new goals is in the area of MLTSS. Through the implementation of the CHOICES program, we have learned a great deal about delivering MLTSS to traditional NF populations, and we believe there is opportunity to develop MLTSS models to serve persons with other types of significant disabilities. We further believe that these models have the potential to offer supports more cost effectively, and to align incentives that will help to improve employment, health, and quality of life outcomes for persons served. (*See Amendment #27.*)

Better coordination of care for dual eligibles is an area we will continue to pursue, leveraging the D-SNP platform to align enrollment for Medicare and Medicaid, while hoping to ultimately have greater flexibility to serve these individuals in truly integrated programs of care.

An area which we explored in some depth in developing our Insure Tennessee proposal is encouraging enrollees to take more responsibility for their own health care and to manage their care appropriately. We are interested in developing new models for patient engagement, taking into consideration current research and best practices that have been identified in this area.

Finally, we are intrigued by the possibilities that could accompany strategic visions for the future regarding collecting, analyzing, and making use of data. We have a rich supply of data in Tennessee, and we are interested in ways that this data could be more useful not only in supporting program directions and decisions for Medicaid but also for driving actions in the larger health care system of which Medicaid is a part. We are also interested in exploring how

data can be made more accessible and comprehensible to providers and enrollees alike, and in particular how data could be used by TennCare members to help inform and support their engagement in decision-making that leads to more efficient utilization of health care, as well as improved outcomes and satisfaction with care.

Section II

Narrative Description of Change Being Requested

The state is requesting only one change in the Demonstration. This change is a request to continue an existing authority.

In Waiver #9, “Retroactive Eligibility,” we are asking that the last sentence be deleted. This sentence deals with the expiration of this waiver on June 30, 2016, “unless otherwise approved based on the requirements of paragraph 8 (Extension of the Demonstration) of the STCs.” The waiver of retroactive eligibility has been in place since the beginning of the TennCare program, and it is fundamental to the state’s ability to encourage individuals to seek care before they get sick and to prepare them for the time when they will be entering the world of Qualified Health Plans and commercial insurance, where retroactive eligibility does not exist.

The TennCare Demonstration was established as a program to “demonstrate” that a managed care approach can be successful in delivering appropriate care cost effectively. It is impossible to demonstrate the value of managed care principles when neither the state nor its contractors (the MCCs) can identify the individuals whose care they are attempting to manage, which is the case with retroactive eligibility. The waiver of retroactive eligibility in Tennessee has worked well for the past twenty-two years and should be continued.

STC #68 requires a study of TennCare eligibility determination processes and the relationship of these processes to retroactive eligibility. The state contracted with Manatt, Phelps, & Phillips, LLP, to conduct this study, which is currently being finalized.

Section III

Requested Waivers and Expenditure Authorities

The state is requesting the same waiver and expenditure authorities as those approved in the current Demonstration.

Section IV

Summaries of EQRO Reports, MCO and State Quality Assurance Monitoring, and Other Documentation of the Quality of and Access to Care Provided Under the Demonstration

Tennessee monitors the quality of and access to care provided under the Demonstration in multiple ways. First, all managed care contracts require monitoring and reporting to the state of key aspects of quality, member experience, and access. In addition, Tennessee has developed and regularly updates a QIS that addresses quality standards and processes. The state also retains an External Quality Review Organization (EQRO) to evaluate the measurement and quality improvement activities undertaken by the state's MCCs. Overall, Tennessee maintains a robust quality management program for persons enrolled in the Demonstration.

Table 4 is a list of major reports/tools used by TennCare to measure quality of and access to care, including a brief summary of the most recent available data for each.

Table 4
Summary of Current Reports/Findings on Quality of and Access to Care

Report	Most Recent Report	Summary of Major Findings
Annual Provider Network Adequacy and Benefit Delivery Review (ANA)	2015	<p><u>Network Adequacy:</u></p> <ul style="list-style-type: none"> – All MCOs scored between 99.4 percent and 100 percent. – The DBM scored 100 percent. <p><u>Benefit Delivery:</u></p> <ul style="list-style-type: none"> – All MCOs scored above 99.9 percent. – The DBM scored 97.8 percent.
Annual Quality Survey (AQS)	2015	<p><u>Quality Process (QP):</u></p> <ul style="list-style-type: none"> – All MCOs achieved 100 percent compliance on at least seven of eight QP standards, and earned five stars for all QP standard scores. – The DBM achieved 100 percent compliance on twelve of eighteen QP standards, and earned five stars for seventeen of eighteen QP standard scores. <p><u>Performance Activities (PAs):</u></p> <ul style="list-style-type: none"> – All MCOs achieved 100 percent compliance on a majority of PAs, and earned either four or five stars for all PA scores.

Report	Most Recent Report	Summary of Major Findings
		<ul style="list-style-type: none"> – The DBM achieved 100 percent compliance and earned five stars for all PAs.
Performance Improvement Project (PIP) Validation Report	2015	For 2014-2015, all PIPs that were in progress for at least one year were validated. Out of thirty-seven PIPs, thirty-four achieved a “Met” validation status.
EPSDT Summary Report	2014	<p>Strengths and Areas of Need were identified for each MCO in areas that included: member communication, member outreach, and program coordination.</p> <p>Several strengths were identified, but areas of need were also noted for DBM.</p>
Validation of Performance Measures (PMV)	2015	<p>In 2015 the measures validated by the EQRO were:</p> <ul style="list-style-type: none"> – Use of Multiple Concurrent Antipsychotics in Children and Adolescents, and – Metabolic Monitoring for Children and Adolescents on Antipsychotics. <p>All MCOs were in full compliance with all standards.</p>
Provider Data Validation	2015	<p>This quarterly report documents the accuracy rate for each audited provider data element: contract status, address, whether provider is credentialed, panel status (open or closed), provides services to patients under/over age twenty-one, provides primary care services, provides prenatal care services.</p> <p>Overall ratings for the most recent audit (second quarter 2015) ranged from 92.1 percent to 99.9 percent.</p>
HEDIS/CAHPS Report	2015	<p>Out of thirty-three HEDIS measures tracked since 2007, twenty-eight have shown improvement over time (85 percent). These include measures related to access and availability, prevention and screening, and effectiveness of care.</p> <p>From 2013 to 2015, sixty-four HEDIS measures have exhibited improvement.</p>
TennCare Beneficiary Survey	2015	Member satisfaction rates have been tracked since 1994 and have reached an all-time high rating of 95 percent based on the most recent beneficiary survey conducted by the University of Tennessee.
CMS-416 Reports	2014	These CMS-generated tables show that for Fiscal Year 2014, the screening ratio for Tennessee (total number of screens/expected number of screens for the eligible population) was 0.73.

A. Summaries of EQRO Reports

TennCare's most recent (2015) EQRO Technical Report indicates that TennCare's MCCs are exhibiting a strong commitment to members by delivering timely, accessible, and high-quality care. The report notes:

All TennCare MCCs continue to achieve high compliance with all EQRO-related activities. Systems and processes are routinely evaluated and improved across all aspects of health plan operations. Provider networks are adequate, and all MCCs have timely access to services. Additionally, member and provider satisfaction scores continue to be high. The MCCs remain focused on members with special healthcare needs, including dual-eligible members.

These findings are similar to those reported in the 2014 EQRO Technical Report.

EQRO reports from 2015 include the following findings:

Performance Measure Validations. In 2015, all TennCare MCOs were determined to be compliant with HEDIS Information Systems Standards. Results from 2015 indicate that all MCOs passed the validation of performance measure (PMV) audit and were determined to be in full compliance with all standards. The EQRO report notes that the MCOs maintained extremely high standards for data validation to ensure accuracy and had well-documented policies and procedures regarding the receipt and use of data.

Performance Improvement Projects. For 2014-2015, TennCare's MCCs were engaged in a number of performance improvement projects (PIPs) related to a variety of topics. Designed by the MCCs and approved by TennCare, PIPs entail using quality indicators to identify areas for targeted quality improvement interventions, measuring the effectiveness of implemented interventions, and planning activities for sustaining or increasing improvement. In 2014-2015, TennCare elected to have its EQRO validate all PIPs being conducted by the MCCs that had been in progress for at least one year. Of the thirty-seven PIPs evaluated, thirty-four achieved a "Met" validation status.

Annual Network Adequacy. This annual EQRO report includes TennCare's Annual Network Adequacy (ANA) evaluation scores, which measure network adequacy and benefit delivery. Network adequacy includes the number and type of providers in each MCC's provider network and the proximity of those providers to members. Benefit delivery evaluates each MCC's delivery of covered benefits to its members and providers. In 2015, all TennCare MCCs except one achieved network adequacy ratings greater than 99.9 percent. (One MCC received a network adequacy rating of 99.4 percent.) For benefit delivery, all of TennCare's MCOs achieved ratings that were above 99.9 percent. TennCare's DBM achieved a benefit delivery rating of 97.8 percent in 2015.

Annual Quality Survey. As part of the Annual Quality Survey (AQS) in 2015, all TennCare MCCs were assessed for compliance with quality process standards and performance activities based on contractual, regulatory, legislative, and judicial requirements. All MCOs

were determined to be compliant with quality process standards during the 2015 AQS. All MCOs achieved a compliance score of 100 percent for seven of the eight quality process standards and seven of the thirteen performance activities evaluated. The 2015 EQRO Report noted that TennCare's MCCs demonstrated "exceptional" EPSDT program coordination efforts.

B. Summaries of MCO and State Quality Assurance Monitoring

HEDIS/CAHPS

Since 2006, TennCare has required all of its MCOs to be accredited by the NCQA. As part of the required NCQA accreditation, all TennCare MCOs report a full set of HEDIS measures.

Out of thirty-three HEDIS measures tracked since 2007, twenty-eight have shown improvement over time (85 percent). These include measures related to access and availability, prevention and screening, and effectiveness of care. From 2013 to 2015, improved statewide performance was noted for a total of sixty-four HEDIS measures.

Over the period of time from 2013 to 2015, improved statewide performance was noted for an array of child health measures, with many also exceeding the HEDIS National Medicaid Average for their respective year. Higher success rates were achieved on measures in all of the following HEDIS categories:

- ❖ Weight Assessment and Counseling for Nutrition and Physical Activity for Children and Adolescents
- ❖ Childhood Immunization Status
- ❖ Immunizations for Adolescents
- ❖ Lead Screening in Children
- ❖ Appropriate Testing for Children with Pharyngitis
- ❖ Appropriate Treatment for Children with Upper Respiratory Infection
- ❖ Adolescent Well-Care Visits

From 2013 to 2015, improvement was also evident on measures in a variety of health categories applicable to adults, including Adults' Access to Preventive/Ambulatory Health Services, Adult Body Mass Index (BMI) Assessment, Use of Appropriate Medications for Adults with Asthma, Medical Assistance with Smoking and Tobacco Use Cessation, Persistence of Beta-Blocker Treatment After a Heart Attack, Avoidance of Antibiotic Treatment in Adults with Acute Bronchitis, and Pharmacotherapy Management of COPD Exacerbation.

Categories with special relevance to women's health demonstrated progress over this time period as well: performance rose in both the Breast Cancer Screening and Human Papillomavirus Vaccine for Female Adolescents measures from 2013 to 2015.

HEDIS 2015 was the sixth year of statewide reporting of behavioral health measures following the integration of medical and behavioral health services among TennCare's health plans. Results superior to those in 2013 were achieved on measures in a number of behavioral health categories, including Antidepressant Medication Management, Follow-Up Care for Children Prescribed ADHD Medication, and Follow-Up After Hospitalization for Mental Illness.

Improvements have also been documented in statewide average CAHPS measures. From 2013 to 2015, improvements have been noted in a number of areas, including:

- ❖ Children (general), rating of all health care (rating of nine or ten)
- ❖ Children (general), rating of health plan (rating of nine or ten)
- ❖ Children with chronic conditions, getting care quickly (always or usually)
- ❖ Children with chronic conditions, rating of all health care (rating of nine or ten)
- ❖ Children with chronic conditions, rating of health plan (rating of nine or ten)
- ❖ Children with chronic conditions, coordination of care
- ❖ Adults, getting needed care (always or usually)
- ❖ Adults, getting care quickly (always or usually)
- ❖ Adults, rating of all health care (rating of nine or ten)
- ❖ Adults, rating of health plan (rating of nine or ten)

Beneficiary Survey

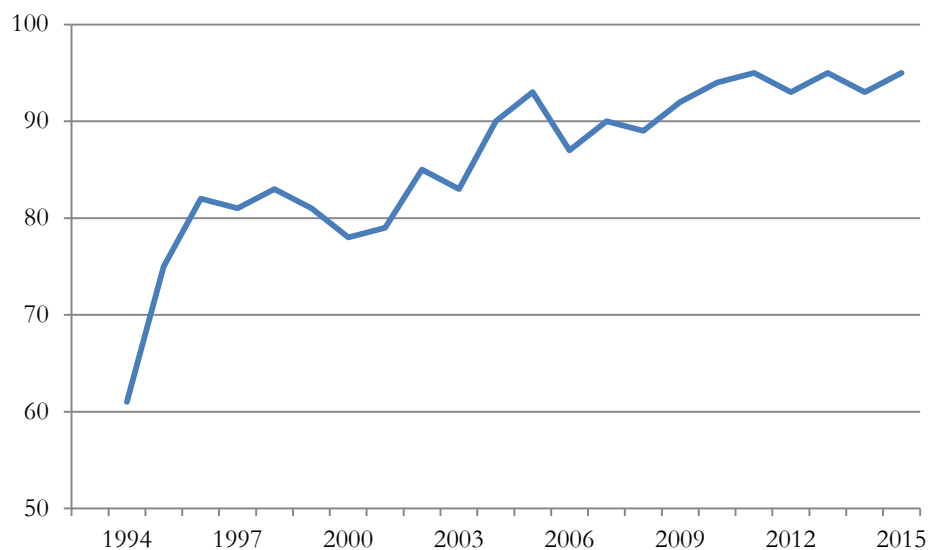
Every year since 1993, TennCare has contracted with the Center for Business and Economic Research (CBER) at the University of Tennessee to assess the opinions of TennCare enrollees about the health care they receive. Respondents provide feedback on a range of topics, including demographic information, perceptions of quality of care received, and behavior relevant to health care (the type of provider from whom an individual is most likely to seek initial care, the frequency with which care is sought, etc.). Survey findings from this Demonstration approval period have generally indicated high levels of enrollee satisfaction with TennCare. The percentage of respondents who reported being satisfied with the quality of care received from TennCare in 2015 was 95 percent. (2015 is the third time in the last five years that 95 percent satisfaction was achieved.)

The most recent (2015) beneficiary survey also indicated improvements in a number of areas, including:

- ❖ The percentage of respondents reporting that they sought initial medical care for themselves at hospitals (in non-emergency situations);
- ❖ The percentage of respondents reporting being able to get an appointment with a PCP for an illness quickly; and
- ❖ Respondents reporting receiving TennCare member materials at higher rates in 2015.

Figure 1 illustrates the reported level of member satisfaction with TennCare from 1994 to 2015.

Figure 1.
Percentage of Enrollees Reporting Satisfaction with TennCare, 1994-2015



C. Quality Improvement in CHOICES

TennCare implements a robust system of quality assurance and quality improvement strategies in the CHOICES program for adults who are elderly or who have physical disabilities. CHOICES quality assurance activities are continuously monitored and adjusted according to stakeholder input, contractor performance, programmatic changes, and continued evolution of the program. Current quality assurance activities include reports from contractors, contract compliance audits, care coordination monitoring, incident reporting and management, a concern and complaint process for members and providers, a CHOICES member satisfaction survey, HCBS settings and person-centered regulation compliance, annual quality assurance surveys of community living supports (CLS) and CLS-family model providers, and a CLS ombudsman. Information gathered from quality assurance activities is utilized to ensure timely remediation of individual issues and to systematically improve quality across the program.

In addition to the more “routine” aspects of TennCare’s LTSS quality improvement processes (e.g., readiness reviews, training and technical assistance, progressive sanctions, the CRA amendment process), TennCare has also undertaken an array of quality improvement initiatives around payment reform, person-centered planning and HCBS settings compliance, and the development of CHOICES program dashboards and report cards.

In 2013, TennCare was awarded a grant from the Robert Wood Johnson Foundation’s State Quality and Value Strategies Program to fund technical assistance in the state’s Quality Improvement in Long-Term Services and Supports (QuILTSS) value-based purchasing initiative. As part of the QuILTSS initiative, TennCare has developed a new payment approach based in part on a quality framework, including a core set of quality domains and

quality performance measures that will be collected to measure the quality of services provided by LTSS providers, both NFs and HCBS providers. The quality data are used in the calculation of payments in order to properly align incentives, enhance the customer experience of care, support better health and improved health outcomes for persons receiving LTSS, and improve quality performance over time.

Examples of the quality improvements already seen as a result of QuILTSS include:

- ❖ Ninety-eight percent of facilities are now conducting resident satisfaction surveys; 96 percent are conducting family satisfaction surveys; and 95 percent are conducting staff satisfaction surveys—up from 61 percent, 54 percent, and 63 percent, respectively, in the baseline measurement period when QuILTSS began.
- ❖ More importantly, the overwhelming majority of facilities are now using the information obtained through these survey processes to initiate specific quality improvement activities designed to improve satisfaction. Eighty-eight percent of facilities undertook quality improvement efforts related to resident satisfaction; 85 percent undertook quality improvement efforts targeted at family satisfaction; and 84 percent engaged in quality improvement efforts related to staff satisfaction—up from 45 percent, 34 percent, and 48 percent, respectively, in the baseline measurement period when QuILTSS began.
- ❖ The percentage of facilities conducting person-centered care or culture change assessments has increased from 15 percent to 85 percent since the QuILTSS initiative began. Moreover, the percentage of facilities undertaking specific quality improvement activities designed to support culture change and improve person-centered practices in their facilities has increased from just 7 percent to 81 percent.

TennCare systematically monitors the MCOs to identify and address potential gaps in care provided to CHOICES members. For example, during the twelve-month period from October 1, 2014, through September 30, 2015, more than 95 percent of all scheduled in-home case visits were completed, except for reasons initiated by the member. During this same time period, more than 99.5 percent of home care visits provided were on time, except for reasons initiated by the member.

Section V

Financial Data

With respect to budget neutrality assumptions and projections for the extension of the Demonstration, we have largely continued the trends as defined in the current approval period. A financial spreadsheet illustrating the state's projected expenditures for the requested period of the extension is presented in the Exhibit, which is being provided under separate cover.

Section VI

Interim Evaluation Report

The heart of TennCare's program evaluation involves outcome measures designed to determine whether program goals and objectives contained in the TennCare Evaluation Plan submitted to CMS and approved on March 31, 2008, have been met. Performance measures are those specified in the state's QIS. Progress toward these goals is gauged by physical and behavioral health performance measures implemented in 2007, with other measures added over time as needed.

The goals specified in the TennCare Evaluation Plan are taken from Section II of the STCs of the TennCare Demonstration agreement. They are:

- ❖ Use a managed care approach to provide services to Medicaid state plan and demonstration enrollees at a cost that does not exceed what would have been spent in a Medicaid fee-for-service program.
- ❖ Assure appropriate access to care for enrollees.
- ❖ Provide quality care to enrollees.
- ❖ Assure enrollees' satisfaction with services.
- ❖ Improve health care for program enrollees.
- ❖ Assure that participating health plans maintain stability and viability, while meeting all contract and program requirements.

After the TennCare CHOICES program was implemented in 2010, a seventh goal was added to the TennCare Demonstration:

- ❖ Provide appropriate and cost effective home and community based services that will improve the quality of life for persons who qualify for nursing facility care, as well as for persons who do not qualify for nursing facility care but who are "at risk" of institutional placement and that will help to rebalance long-term services and supports expenditures.

In this section, we describe progress toward these goals and their related performance measures. For purposes of this discussion, the program goals listed above have been organized into three groups. First, we discuss those goals related to medical and behavioral health. Then, we address measures related to efficiency, stability, and viability. Finally, we address the CHOICES program.

Table 5
Medical and Behavioral Health Measures

Performance Measure	Baseline (2007)	2015 Result	Status
<i>Goal 1: Assure appropriate access to care for enrollees.</i>			
1.1 By 2016, the statewide weighted HEDIS rate for adults' access to preventive/ambulatory health services will increase to 83.4% for enrollees 20-44 years old and the rate for enrollees 45-64 years old will be maintained at 88.6% or above.	70% for ages 20-44 74% for ages 45-64	77.03% for ages 20-44 87.95% for ages 45-64	Objective in progress
1.2 By 2016, the statewide weighted HEDIS rate for children and adolescents' access to PCPs will increase to 95.3% for enrollees 7-11 years old and 93.09% for enrollees 12-19 years old.	87% for ages 7-11 82% for ages 12-19	93.55% for ages 7-11 89.96% for ages 12-19	Objective in progress
1.3 By 2016, 97% of TennCare heads of household and 98% or greater of TennCare children will go to a doctor or clinic when they are first seeking care rather than a hospital (emergency room).	94% for heads of household 97% for children	94% for heads of household 97% for children	Objective in progress
<i>Goal 2: Provide quality care to enrollees.</i>			
2.1 By 2016, the statewide weighted HEDIS rate for adolescent well-care visits will increase to 47.20%	35%	47.18%	Objective in progress
2.2 By 2016, the statewide weighted HEDIS rate for timeliness of prenatal care will be maintained at 82.7% or above.	78%	80.23%	Objective in progress
2.3 By 2016, the statewide weighted HEDIS rate for breast cancer screening will increase to 46.9%.	44%	54.08%	Objective achieved
2.4 By 2016, the statewide weighted HEDIS rate for cervical cancer screening will increase to 71.29%.	63%	64.83%	Objective in progress
<i>Goal 3: Assure enrollees' satisfaction with services.</i>			
3.1 By 2016, 95% of TennCare enrollees will be satisfied with TennCare.	90%	95%	Objective achieved
3.2 By 2016, the statewide average for adult CAHPS getting needed care always or usually will increase to 87.05%.	78%	84.87%	Objective in progress
3.3 By 2016, the statewide average for child CAHPS getting care quickly always or usually will increase to 92.42%.	79%	91.77%	Objective in progress
<i>Goal 4: Improve health care for program enrollees.</i>			
4.1 By 2016, the statewide weighted HEDIS rate for HbA1c testing will be increased to 83.51%.	79%	81.88%	Objective in progress
4.2 By 2016, the statewide weighted HEDIS rate for controlling high blood pressure will increase to 59.14%.	50%	54.99%	Objective in progress

Performance Measure	Baseline (2007)	2015 Result	Status
4.3 By the end of each demonstration year, the state will achieve a total statewide EPSDT screening rate of at least 80%.	77%	73% ¹⁹	Objective in progress
4.4 By 2016, the statewide weighted HEDIS rate for antidepressant medication management will be increased to 52.04% for acute phase and 32.64% for continuation phase.	50.11% for acute phase 32.03% for continuation phase	48.62% for acute phase 31.39% for continuation phase	Objective in progress

Table 6
Efficiency, Stability and Viability Measures

Performance Measure	Baseline (2007)	2015 Result	Status
<i>Goal 1: Use a managed care approach to provide services to Medicaid State Plan and Demonstration eligibles at a cost that does not exceed what would have been spent in a Medicaid fee-for-service program.</i>			
During the course of the Demonstration, budget neutrality has been successfully maintained and reported in each Quarterly Progress Report submitted to CMS in accordance with STC #45.			
<i>Goal 2: Assure that health plans maintain stability and viability while meeting all contract and program requirements.</i>			
2.1 By 2016, 100% of the TennCare MCOs will have demonstrated compliance with statutory and/or contractual claims processing timeliness standards in at least 10 out of 12 months in a calendar year.	80%	100%	Objective achieved
2.2 By 2016, the MCOs will report a compliance rate of 95% for all contractual claims payment accuracy reports.	91.5%	93.2%	Objective in progress

CHOICES

Since 2010, the CHOICES program has provided LTSS for TennCare members who are elderly or who are adults with physical disabilities. Some key outcomes achieved to date in the CHOICES program include:

- ❖ Since the program began, the total number of persons receiving HCBS in CHOICES has increased by nearly 170 percent (from 4,861 to 13,032, as of November 1, 2015).
- ❖ During the same period of time, the number of persons receiving NF services in CHOICES has declined by nearly 6,000 people (from 23,076 to 17,248).

¹⁹ EPSDT screening rate for 2014. The EPSDT screening rate for 2015 is not yet available.

- ❖ The percentage of persons coming into LTSS in a NF declined from 81.34 percent in the year immediately preceding CHOICES implementation to 47.93 percent as of June 30, 2014, with more than half of people choosing HCBS upon enrollment in CHOICES for each of the past two years.
- ❖ The average CHOICES member's length of stay in a NF has declined from 285 days to 250 days as of June 30, 2014.
- ❖ More than 2,500 individuals have transitioned from NFs to HCBS as of June 30, 2014, an average of 646 individuals per year, compared to 129 people in the baseline year immediately preceding CHOICES implementation.
- ❖ More than 10 percent of CHOICES members receiving HCBS (1,475) are actively participating in Consumer Direction for some or all of their HCBS, with more than 300 additional persons in various phases of the referral process. Consumer direction options were not available for this population prior to CHOICES implementation.

Because CHOICES did not exist when the TennCare Evaluation Plan was approved by CMS on March 31, 2008, the plan did not contain any goals specific to TennCare's LTSS program. STC #67 was added to the Demonstration after CHOICES began; it required that the state design and implement a special CHOICES study as one of the Demonstration's evaluation activities.

The CHOICES special study examined shifts in statewide use of NF services and HCBS, NF and HCBS expenditures, transitions from NF services to HCBS, and related issues. Overall, the data for 2011 through 2013 show a decrease in the number of NF service recipients, and an increase in HCBS participation over this time period, leading to a rebalancing of LTSS enrollment, as well as progress in rebalancing overall LTSS spending. The study also documents the cost effectiveness of HCBS versus NF services.

The CHOICES program expanded access to HCBS in a system where there had previously been fewer alternatives to NF placement. Once more cost effective HCBS were made widely available to TennCare members, participation in and expenditures for HCBS increased, resulting in an overall decrease in monthly spending on each CHOICES member during the period of time from 2011 to 2013. The data also indicate that transitions from NFs to HCBS increased over the two years studied.

By expanding access to HCBS, CHOICES has catalyzed a shift in utilization of and expenditures for NF services to HCBS. CHOICES has also helped the state avoid expenditures by promoting the use of less expensive HCBS when appropriate, while still providing NF care for individuals who require those services, allowing significantly more people to be served over time. It also follows that the increased participation in HCBS will delay or prevent the need for institutional placement for some individuals.

Additional information about the CHOICES special study, including more detail about the measures used in the study, is available in the CHOICES Special Study Report, which is included as Attachment B.

Section VII

Documentation of the State's Compliance with the Public Notice Process

The state has used multiple mechanisms for notifying interested parties about this application to extend the TennCare Demonstration and for soliciting public input on the application. These public notice and public input procedures are informed by—and comply with—the requirements specified at 42 C.F.R. § 431.408.

A. Public Notice and Input Procedures

The state's public notice and comment period began on November 12, 2015. A comprehensive description of the extension application to be submitted to CMS was made available for public review and comment on an extension-specific webpage on the TennCare website on that day. An easily identifiable link on TennCare's homepage referred users to the extension webpage. This extension-specific webpage, which was maintained and updated throughout the public comment and review process, included all of the following:

- ❖ The physical locations and internet address where copies of the extension application were available for public review;
- ❖ A mailing address and email address available for receiving public comments on the extension (along with instructions for requesting copies of public comments received);
- ❖ The locations, dates, and times of two public hearings to seek public comment on the extension; and
- ❖ Information about the state's public notice process, public input process, and a link to the relevant demonstration page on CMS's website.

Furthermore, the state developed an abbreviated public notice that included a summary description of the TennCare Demonstration; the locations, dates, and times of two public hearings; and a link to the full public notice on the state's extension-specific webpage. This abbreviated public notice was published in *The Tennessee Administrative Register* and in the newspapers of widest circulation in Tennessee cities with a population of 50,000 or more.

HCFA used several additional mechanisms to inform interested parties of the extension application process. HCFA staff made a presentation about the application to the state's Medical Care Advisory Committee (MCAC) on June 17, 2015, and again on December 16, 2015. On November 6, 2015, HCFA sent information about the application to more than 1,800 health care providers throughout the state via TennCare's provider listserv. On November 10, 2015, HCFA provided information about the application in an electronic newsletter disseminated to approximately fifty advocates, many of whom represent statewide advocacy associations, such as the Tennessee Disability Coalition, the Rural Health

Association of Tennessee, and the Tennessee Mental Health Consumers Organization. HCFA disseminated information about the extension application—including a link to the extension webpage—via Facebook and Twitter to individuals who have elected to receive updates about the TennCare program through these social networking media.

HCFA held two public hearings to seek public comment on the extension application. The first hearing took place on November 18, 2015, at 10:00 a.m. Central Time in the Auditorium of the Nashville Public Library, 615 Church Street in Nashville. The second public hearing took place on November 23, 2015, at 1:00 p.m. Central Time in Room 16 of Legislative Plaza, 301 6th Avenue North in Nashville. The times, dates, and locations of both public hearings were included in the state’s public notice and abbreviated public notice. Telephonic access to both hearings was made available for individuals unable to attend in person. Persons who wished to attend either hearing but who needed language or communication assistance, such as individuals with limited English proficiency or persons with disabilities, were encouraged to contact the HCFA Office of Civil Rights Compliance to ensure that appropriate accommodations could be made for them.

Tennessee has no federally recognized Indian tribes, Indian health programs, or urban Indian health organizations with which to consult or from which to seek advice.

Table 7 summarizes the state’s public notice and public input processes for this extension application.

Table 7
Summary of Public Notice and Input Processes

Public Notice and Input Component	Date	Requirement
Presentation on extension application made to MCAC	June 17, 2015	42 CFR 431.408(a)(2)(iii)
Information about extension application transmitted to health care providers via provider listserv	November 6, 2015	42 CFR 431.408(a)(2)(iii)
Information about extension application transmitted to state advocacy organizations via electronic newsletter	November 10, 2015	42 CFR 431.408(a)(2)(iii)
Public notice and comment period begins Extension-specific website launched, including a comprehensive description of the extension application, the state’s public notice and public input processes, and other required information	November 12, 2015	42 CFR 431.408(a)(1); 42 CFR 431.408(a)(2)(i)
Abbreviated public notice transmitted to the state’s administrative record (i.e., the Tennessee Administrative Register)	November 12, 2015	42 CFR 431.408(a)(2)(ii)
Abbreviated public notice sent to newspapers for publication	November 12, 2015	42 CFR 431.408(a)(2)(ii)

Public Notice and Input Component	Date	Requirement
TennCare Facebook friends and Twitter followers notified of extension application	November 12, 2015	42 CFR 431.408(a)(2)(iii)
First public hearing held	November 18, 2015	42 CFR 431.408(a)(3)
Second public hearing held	November 23, 2015	42 CFR 431.408(a)(3)
Public notice and comment period ended	December 14, 2015	42 CFR 431.408(a)(1)
Presentation on extension application made to MCAC	December 16, 2015	42 CFR 431.408(a)(2)(iii)

Materials documenting the state’s compliance with public notice and input requirements are available upon request.

B. Issues Raised by the Public During the Public Notice and Input Period

HCFA’s public notice and comment period began on November 12, 2015, and lasted through December 14, 2015. During this time, a draft of the extension application to be submitted to CMS was available for public review and comment on an extension-specific webpage. HCFA accepted written public comments by mail and e-mail and spoken and/or written public comments at two public hearings.

Three comments were received and are summarized in Table 8 below. Efforts were made to contact each writer who expressed concerns about his situation or that of another person to determine if there were ways that TennCare could help.

Table 8
Comments Received

Commenter	Date	Vehicle for Comment	Substance of Comment
#1	November 18, 2015	Verbal comment at public hearing	The commenter said he was “grateful” that TennCare intended to extend the Demonstration and that he was in favor of all waivers—especially those with sensitive deadlines—being extended.
#2	November 24, 2015	e-mail	This woman and her son are on TennCare. Due to financial issues, she needs help. She has looked into the help offered by the Marketplace but has found it to be too expensive. She likes TennCare. “It is really quite a piece [sic] of mind knowing I can go to a doctor when I need to and be healthy so I can work.”
#3	November 30, 2015	e-mail	The writer’s brother is 63 years old and is receiving Social Security. He has no Medicare benefits at present. She

Commenter	Date	Vehicle for Comment	Substance of Comment
			requested information.

C. Post-Award Public Input Process

HCFA will comply with all post-award public input requirements. Within six months of the renewal of the TennCare Demonstration (anticipated to begin on July 1, 2016), HCFA will hold a public forum to solicit comments on the progress of the Demonstration. After this first public forum, HCFA will convene a similar forum at least annually throughout the extension period. HCFA will publish the date, time, and location of each public forum on its public website at least thirty days prior to the forum date. Summaries of the comments received at each public forum will be included in the appropriate quarterly reports to CMS and in each annual report to CMS.

**NOTICE OF REQUEST TO EXTEND
THE TENNCARE II
DEMONSTRATION**

The Commissioner of the Tennessee Department of Finance and Administration is providing official notification, pursuant to 42 U.S.C. § 1315(d) and 42 C.F.R. Part 431, Subpart G, concerning intent to file an application with the Centers for Medicare and Medicaid Services (CMS) to extend the TennCare Demonstration.

TennCare is a Medicaid demonstration program that has operated under waivers of certain provisions of federal law since 1994, and that will expire on June 30, 2016. The principle being "demonstrated" by TennCare is that a state can organize its Medicaid program under a managed care model without spending more than the Medicaid program would have spent in the absence of the Demonstration and without compromising quality of care. A comprehensive description of the TennCare Demonstration is contained in the TennCare Operational Protocol, which is available on the TennCare website at <http://www.tn.gov/assets/enfiles/tenncare/attachments/operationalprotocol.pdf>.

In order for the TennCare Demonstration to continue past the expiration date, the State must request an extension no later than December 31, 2015. The duration of the extension being requested is July 1, 2016, through June 30, 2021. The extension application will request continuation of all existing authorities and waivers, including two key provisions of the Demonstration currently scheduled to end on or before June 30, 2016: a waiver of retroactive eligibility for enrollees and an expenditure authority for certain hospital pool payments.

The full public notice associated with this extension request, including a comprehensive description of the requested extension, is available on the TennCare website at <http://tn.gov/tenncare/article/extension-of-tenncare-demonstration>.

As required by 42 CFR § 431, Subpart G, the Bureau is providing the following opportunities to the public to comment on the extension request in person:

- A public hearing on November 18, 2015, at 10:00 a.m. CT in the Auditorium of the Nashville Public Library, 615 Church Street in Nashville.
- A public hearing on November 23, at 1:00 p.m. CT in Room 16 of Legislative Plaza, 301 6th Avenue North in Nashville.

Telephonic access to each hearing is available for individuals unable to attend in person. To register to participate in this hearing by telephone, please contact Jonathan Reeve by phone at (615) 507-6449 or by email at jonathan.reeve@tn.gov prior to the date of the hearing.

Individuals with disabilities or individuals with limited English proficiency who wish to participate in a hearing and who may require language or communication assistance to do so should contact Talley Olson of TennCare's Office of Civil Rights Compliance by phone at (855) 857-1673 or by email at HCFA.fairtreatment@tn.gov prior to the date of the hearing.

Members of the public who prefer to submit written comments may send them by mail to Mr. Darin Gordon, Director, Bureau of TennCare, 310 Great Circle Road, Nashville, Tennessee 37243, or by email to public.notice.tenncare@tn.gov.

Copies of this notice will be available in each county office of the Tennessee Department of Health. The last day of the public comment period is December 14, 2015.

Need free language help? Call 855-857-1673. Necesita ayuda con el idioma gratuita? Llame 855-857-1673.

Legal Notices

Other Interested Party(ies):
N/A
The sale of the property described above shall be subject to all matters shown on any recorded plat; any and all liens against said property for unpaid property taxes; any restrictive covenants, easements or set-back lines that may be applicable; any prior liens or encumbrances as well as any priority created by a fixture filing; a deed of trust; and any matter than an accurate survey of the premises might disclose; and

All right and equity of redemption, statutory or otherwise, homestead, and dower are expressly waived in said Deed of Trust, and the title is believed to be good, but the undersigned will sell and convey only as Substitute Trustee. The right is reserved to adjourn the day of the sale to another day, time, and place certain without further publication, upon announcement at the time and place for the sale set forth above.

This office is attempting to collect a debt. Any information obtained will be used for that purpose.

Brock & Scott, PLLC,
Substitute Trustee
c/o Tennessee Foreclosure Department
277 Mallory Station Road
Suite 115
Franklin, TN 37067
PH: 615-550-7697
FX: 615-550-8484
File No.: 13-20821 FC01

NOTICE OF FORECLOSURE SALE
STATE OF TENNESSEE, SHELBY COUNTY

WHEREAS, Karl W. Pitts executed a Deed of Trust to Regions Mortgage, Inc., Lender and Linda Galigher, Trustee(s), which was dated January 29, 1999 and recorded on February 8, 1999 in Instrument No. JC6261, and rerecorded/modified/corrected on May 8, 2015 in Instrument No. 15043297 Shelby County, Tennessee Register of Deeds.

WHEREAS, default having been made in the payment of the debt(s) and obligation(s) thereby secured by the said Deed of Trust and the current holder of said Deed of Trust, Regions Bank DBA Regions Mortgage, (the "Holder"), appointed the undersigned, Brock & Scott, PLLC, as Substitute Trustee, by an instrument duly recorded in the Office of the Register of Deeds of Shelby County, Tennessee, with all the rights, powers and privileges of the original Trustee named in said Deed of Trust; and

NOW, THEREFORE, notice is hereby given that the entire indebtedness has been declared due and payable as provided in said Deed of Trust by the Holder, and that as agent for the undersigned, Brock & Scott, PLLC, Substitute Trustee, by virtue of the power and authority vested in it, will on **January 5, 2016, at 10:00AM** at the usual and customary location at the Shelby County Courthouse, Memphis, Tennessee, proceed to sell at public outcry to the highest and best bidder for cash, the following described property situated in Shelby County, Tennessee, to wit:

Lot 334, Section "C", Revised Whitehaven Shelby Subdivision, as shown on plat of record in Plat Book 52, Page 62, in the Register's Office of Shelby County, Tennessee, to which plat reference is hereby made for a more particular description of said property.
Parcel ID Number: 073111 A00025

Address/Description: 4770 Daphne Drive, Memphis, TN 38118.

Current Owner(s): Karl W. Pitts.
Other Interested Party(ies): TN - Department of Revenue and City of Memphis Division of Housing & Community Development.

The sale of the property described above shall be subject to all matters shown on any recorded plat; any and all liens against said property for unpaid property taxes; any restrictive covenants, easements or set-back lines that may be applicable; any prior liens or encumbrances as well as any priority created by a fixture filing; a deed of trust; and any matter than an accurate survey of the premises might disclose; and

All right and equity of redemption, statutory or otherwise, homestead, and dower are expressly waived in said Deed of Trust, and the title is believed to be good, but the undersigned will sell and convey only as Substitute Trustee. The right is reserved to adjourn the day of the sale to another day, time, and place certain without further publication, upon announcement at the time and place for the sale set forth above.

This office is attempting to collect a debt. Any information

Legal Notices

obtained will be used for that purpose.
Brock & Scott, PLLC,
Substitute Trustee
c/o Tennessee Foreclosure Department
277 Mallory Station Road
Suite 115
Franklin, TN 37067
PH: 615-550-7697
FX: 615-550-8484
File No.: 15-22184 FC01

Notice of Request to Extend the

TennCare II Demonstration

The Commissioner of the Tennessee Department of Finance and Administration is providing official notification, pursuant to 42 U.S.C. § 1315(d) and 42 C.F.R. Part 431, Subpart G, concerning intent to file an application with the Centers for Medicare and Medicaid Services (CMS) to extend the TennCare Demonstration.

TennCare is a Medicaid demonstration program that has operated under waivers of certain provisions of federal law since 1994, and that will expire on June 30, 2016. The principle being "demonstrated" by TennCare is that a state can organize its Medicaid program under a managed care model without spending more than the Medicaid program would have spent in the absence of the Demonstration and without compromising quality of care. A comprehensive description of the TennCare Demonstration is contained in the TennCare Operational Protocol, which is available on the TennCare website at <http://www.tn.gov/assets/entities/tenncare/attachments/operationalprotocol.pdf>.

In order for the TennCare Demonstration to continue past the expiration date, the State must request an extension no later than December 31, 2015. The duration of the extension being requested is July 1, 2016, through June 30, 2021. The extension application will request continuation of all existing authorities and waivers, including two key provisions of the Demonstration currently scheduled to end on or before June 30, 2016: a waiver of retroactive eligibility for enrollees and an expenditure authority for certain hospital pool payments.

The full public notice associated with this extension request, including a comprehensive description of the requested extension, is available on the TennCare website at <http://tn.gov/tenncare/article/extension-of-tenncare-demonstration>.

As required by 42 CFR § 431, Subpart G, the Bureau is providing the following opportunities to the public to comment on the extension request in person:

- A public hearing on November 18, 2015, at 10:00 a.m. CT in the Auditorium of the Nashville Public Library, 615 Church Street in Nashville.
- A public hearing on November 23, at 1:00 p.m. CT in Room 16 of Legislative Plaza, 301 6th Avenue North in Nashville.

Telephonic access to each hearing is available for individuals unable to attend in person. To register to participate in this hearing by telephone, please contact Jonathan Reeve by phone at (615)507-6449 or by email at jonathan.reeve@tn.gov prior to the date of the hearing.

Individuals with disabilities or individuals with limited English proficiency who wish to participate in a hearing and who may require language or communication assistance to do so should contact Talley Olson of TennCare's Office of Civil Rights Compliance by phone at (855) 857-1673 or by email at HCFA.fairtreatment@tn.gov prior to the date of the hearing.

Members of the public who prefer to submit written comments may send them by mail to Mr. Darin Gordon, Director, Bureau of TennCare, 310 Great Circle Road, Nashville, Tennessee 37243, or by email to public.notice.tennicare@tn.gov. Copies of this notice will be available in each county office of the Tennessee Department of Health. The last day of the public comment period is December 14, 2015.

Need free language help? Call 855-857-1673. Necesita ayuda con el idioma gratuita? Llame 855-857-1673.

SUBSTITUTE TRUSTEE'S SALE

Sale at public auction will be on December 10, 2015 at 11:00AM local time, at the north door, Dyer County Courthouse, 1 Veterans Square, Dyersburg, Tennessee pursuant to Deed of Trust executed by Robert P. Barker and Selena D. Barker, to Arnold M. Weiss, ESQ., Trustee, as trustee for Wells Fargo Home Mortgage, Inc. on July 19, 2002 at Record Book 466, Page 729, Instrument No. 200204863; conducted by Shapiro & Ingle, LLP, a Tennessee limited liability partnership having been appointed Substitute or Successor Trustee, all

Legal Notices

of record in the Dyer County Register's Office. Default has occurred in the performance of the covenants, terms, and conditions of said Deed of Trust and the entire indebtedness has been declared due and payable.

Party Entitled to Enforce the Debt: Wells Fargo Bank, NA, its successors and assigns
The following real estate located in Dyer County, Tennessee, will be sold to the highest call bidder:

Described property located at Dyer County, Tennessee, to wit:

Lying and being situated in the Tenth (10th) Civil District of Dyer County, Tennessee, and being more particularly described as LOT NO. 8A OF C. B. SUBDIVISION ADDITION NO. 1, and being described as follows: POINT OF BEGINNING being the southeast corner of said lot and a new northeast corner of Lot 7 of said Subdivision; thence north 87 degrees 03 minutes 18 seconds west along the north boundary line of Lot 7 of said Subdivision a distance of 225.26 feet, this being the southwest corner of said lot and a new northwest corner of Lot 7 of said Subdivision; thence north 01 degree 56 minutes 08 seconds east along the R. B. Cannon parcel a distance of 103.00 feet, this being the northwest corner of said lot and the southwest corner of Lot 9 of said Subdivision; thence south 87 degrees 03 minutes 12 seconds east along the south boundary line of Lot 9 of said Subdivision a distance of 224.93 feet, this being the northeast corner of said lot and the southeast corner of Lot 9 of said Subdivision and a point in the west right-of-way line of Walnut Drive; thence south 01 degrees 45 minutes 00 seconds west along the west right-of-way line of Walnut Drive a distance of 103.00 feet to the POINT OF BEGINNING, subject to any existing easements. This property is shown by plat of survey dated June 21, 1990, made in the name of Jeffery L. and Kimberly Ann McGhee, by Bobby Claunch, Surveyor, with Tennessee License No. 519.

Being further identified as Map 86-M, Group B, Parcel 11.00, in the Tax Assessor's Office for Dyer County, Tennessee.

This being the same property conveyed unto the Grantors by deed recorded in Record Book 466, page 727, in the Register's Office for Dyer County, Tennessee.

Street Address: 363 Walnut Dr, Dyersburg, Tennessee 38024
Parcel Number: 086M B 011.00
Current Owner(s) of Property: Robert Barker and wife, Selena Barker, as tenants by the entirety

The street address of the above described property is believed to be 363 Walnut Dr, Dyersburg, Tennessee 38024, but such address is not part of the legal description of the property sold herein and in the event of any discrepancy, the legal description herein shall control.

SALE IS SUBJECT TO TENANT(S) RIGHTS IN POSSESSION.

This sale is subject to all matters shown on any applicable recorded plat any unpaid taxes; and any restrictive covenants, easements, or setback lines that may be applicable; any statutory right of redemption of any governmental agency, state or federal; any prior liens or encumbrances as well as any priority created by a fixture filing; and to any matter that an accurate survey of the premises might disclose.

All right of equity of redemption, statutory or otherwise, and homestead are expressly waived in said Deed of Trust, and the title is believed to be good, but the undersigned will sell and convey only as Substitute Trustee.

The right is reserved to adjourn the day of the sale to another day, time, and place certain without further publication, upon announcement at the time and place for the sale set forth above. If you purchase a property at the foreclosure sale, the entire purchase price is due and payable at the conclusion of the auction in the form of a certified/bank check made payable to or endorsed to Shapiro & Ingle, LLP. No personal checks will be accepted. To this end, you must bring sufficient funds to outbid the lender and any other bidders. Insufficient funds will not be accepted. Amounts received in excess of the winning bid will be refunded to the successful purchaser at the time the foreclosure deed is delivered.

This property is being sold with the express reservation that the sale is subject to confirmation by the lender or trustee. This sale may be rescinded by the Substitute Trustee at any time.

This office may be a debt collec-

Legal Notices

tor. This may be an attempt to collect a debt and any information obtained may be used for that purpose.
Shapiro & Ingle, LLP, a Tennessee limited liability partnership Substitute Trustee
10130 Perimeter Parkway, Suite 400
Charlotte, NC 28216
Phone: (704) 333-8107
Fax: (704) 333-8156
www.auction.com
File No. 15-103684

Garage Sale

Garage Sales

2136 WENTWORTH LANE - Sat. Nov. 14, Sun. Nov. 15, 8-2, 12-3. 2136 Wentworth Ln. 38139 BBall hoop,linens,men'sXL-clothing,books,furn.Xmas

2707 BROOK BRIDGE CV - Saturday, Nov 14, 2015, 8am-1pm. Fox Creek Neighborhood. Fox Creek Area Multi-home sale-toys, clothes, jewelry, household & more!

5936 STEEPLECHASE BARTLETT TN 38134 - 11/14/2015, 7:00 AM. Garage Sale Saturday November 14th 7 AM Sleeper Sofa - Kitchen Table and chairs - Treadmill

BALMORAL (Quince & Ridge-way)- 6051 SOUTHAMPTON DRIVE - November 14, 2015, 8a.m. until Vinyl recs, cassettes, clothes, bookcase, tv, kitchen/home items & more!

BARTLETT - 6281 Fiske Rd. Sat., Nov. 14, 7-1. Household items, work clothing, etc.

BARTLETT - 6885 SYCAMORE HILL DR - Nov 13 & 14, 8 - 1 p.m.. Household items, clothing, purses, children's bikes, toys, baby swing, some furniture, lamps, holiday decorations.

BARTLETT 4646 Tulip Creek Dr. Sat. 11/14, 7 AM-4 PM, Baby furniture, Suits, microwave, TV's & more!

COLLIERVILLE - 976 Surrey Oaks Dr. Sat. 11/14, 7-2. Sears radial saw, Adult clothes & misc.

GARAGE SALE

COLLIERVILLE - Sat., Nov. 14, 7 am to 2 pm. 4476 Whisperwood Dr. Furn. clothes, huge selection of Christmas decorations, toys, h/h items, home decor, treadmill, cds, dvds. Plus too much to list!

CORDOVA 8825 River Rise Dr. Sat. 8-2. Clothes, books, boat motor, camping chairs, more.

CORDOVA Fri. & Sat. 11/13-14, 7am-7 BIG SALE! 1301 Fox Trace Dr. off Cordova Rd. & Hunters Hollow. H/H goods, jewelry, books, toys, Christmas decor, childrens, womens & mens clothes & lots more.

CORDOVA, Salesman's Samples, Housewares, Hardware, Electronics, Furniture & more!! Come Christmas Shop. 883 Rocky Hills Cove North, Saturday, 14th, 7am-noon.

EAST-6675 HUMPHREYS BLVD - Nov. 15, 2015, 8 a.m.-3 p.m. AMAZING INDOOR RUMMAGE SALE. Collectibles, Designer Labels, Clothing, Linens, Furniture, Toys, Games, Baby Gear, Kitchen, etc. Corner of Kirby/Humphreys.

GERMANTOWN - Fri. & Sat., 7am-3pm. 2107 Riverdale (S. on Riverdale off Poplar Pike) Look for signs & garage is full!

GERMANTOWN - Sat. 11/14, 8a-1p. 2522 ROSEHAVEN ST. Bedroom & dining room furniture, clothing, etc.

GERMANTOWN - Sat., 8a-? 8637 Riverchase Dr. Some furniture, household items, size 2x womens clothing, lots of misc.

GERMANTOWN Garage Sale 2430 BIRNAM WOOD DR. Sat. Nov. 14, 7am-2pm. Designer clothes purses shoes, household accessories, bedding, some furniture, books, games & much more!

GERMANTOWN MULTI-FAMILY Sat. 11/14, 7am-3pm in The Laurels S/D, across from Houston HS - look for signs. Sale in alley between 9850 W. Laurel Hollow Ln. and 1889 Laurel Ln., alley is on the left.

GERMANTOWN Sat., 8am-1pm. 8500 Sherman Oaks Dr. Electronics, furn & clothes, misc.

HERNANDO MS. 240 Foxwood Circle West. Sat. 11/14, 7 A.M-4 P.M. MERRY CHRISTMAS! Make your home beautiful! Garage full of Holiday items.

MIDTOWN - 3173 POPLAR Store Closing, All must go. Shelving lamps & more!

Garage Sales

LAURELWOOD 23 Goodway Lane. Miscellaneous items, film camera equipment, etc. November 14th, 8 a.m.-12 p.m.

MIDTOWN YARD SALE 3 Families 1320 Jefferson Ave. Sat. Nov. 14, 8-3. No Early Birds

OLIVE BRANCH, MS 7910 ASHLEY DRIVE, - 11/13 and 11/14/15, 7:00 am to 3:00 pm. Garage sale. Lots of stuff!!!! Furniture, tires and rims, etc. Lots of good stuff!

OLIVE BRANCH, MS. - Sat., 8am - 1pm. 5884 Morganton. Bar stools, bikes, household items, kids clothing, pictures.

RALEIGH Fri. & Sat., 8:30-2:30. 3796 Twinmont St. Lots of items! Too much to list!

RALEIGH-Sat. Nov. 14, 8am-2pm. 3143 Homewood Dr. Toys, baby items, golf clubs, clothes, luggage, misc. No early birds!

WEST MEMPHIS GOING OUT OF BUSINESS SALE! Sacks Thrift Ave., 104 N. Redding St. (Behind Captain D off Broadway St. Store Hours Tues.-Sat. 10am-5pm. Housewares, shelves, tables, furniture, etc!!

WHITTIER DRIVE - November 14, 2015, 7am - 12pm. The Laurel Brook subdivision is having a MULTI-FAMILY garage sale this Saturday from 7 - noon!! Come out and shop the entire neighborhood!

Estate Sales

3-DAY ESTATE SALE 4866 Barfield, 38117 Fri. & Sat. 10-5; Sun. 11-3 Antique, Vintage, Mid-Century & Modern. Antique crystal, china, cutglass, Fenton, Carnival, pottery, tons of antique furn. 2 dining sets, antique jewelry, sterling, vintage costume, vintage clothing, several chests, bed, project furn., Kitch, pr. needlepoint chairs, lge. armoire. Too much to list! Southern Finds, (901) 494-3180

3588 AURORA CIRCLE Sat. - Sun., 10-4.

High Point Terrace, house loaded, antiques, vintage and collectibles, too much to list, see estatesales.net

John M. Bryant Estate Sales Co. 901-726-1034

Charlotte's Estate Sales Great Southaven Sale 991 Farmington North Drive. Stateline to Millbranch to Farmington.Treasure Hunt! Furniture, refrig, W/D, 9 cases of quality costume jewelry, 2009 Dodge Journey, sign printing machine, loads of material, knitting, sewing items, huge Roseville pottery coll., Tools & misc. in garage. November 13, 14 & 15. Fri. 10-4, Sat. 10-4, Sun. 12-4 Pics Thur. estatesales.net 901-692-7493

DIAMOND ESTATES Fri. & Sat. 8-1 Sun. 12-3 11/13, 14, 15 Furn, dishes, crystal, designer clothes, vintage albums/45s. 5288 White Diamond 38109

EAST - INSIDE SALE Vintage Christmas decorations, china, small antiques, sewing machine, fabric, file cabinets, turn table, records, purses, clothes, lamps & decorator items. 1598 Raymore at Willow, Friday 11/13 & Saturday 11/14, 8 A.M - 4 P.M.

ESTATE SALE 6290 Chester St. off Highway 70 by Arlington Square. Fri & Sat, Nov. 13 & 14, 9am-4pm Sun. Nov. 15, 12pm-4pm. Cash only-you load.

ESTATE SALES & APPRAISALS by LEN FINCH 871-3462 35 yr Exp/Lic/Ins/Bnd/AAA (901)494-8008

JUNE CRITCHFIELD ESTATE SALES Enormous Sale! Nov. 13, 14 & 15th. 9am-4pm. 1742 Chelsea Avenue Antiques, Furn., China, Tools, Records & Collectibles.

JUSTUS & CO., INC. 4440 Guinevere Lane. Bartlett, 38135. N. Kirby/Whitten, left Rt. Egypt, rt. Ellendale, left Fiske, rt. Guinevere. Fri. 10-3, Sat. 10-4, Sun. 12-3 Mahog. DR tbl/buffet/8 chrs, SS flatware, armoire, hutch, folding screen, pair antq. chests, 12 sets china-Bella-Epoch-Wildlife-Studio Nova-Sunflower - Blue Willow-Johnson Bros. Friendly Village-Mikasa - Mista - Centrum Peppers - Snowman, crystal punch bowl, antq oak tbl/6 chrs, 46 Snow Village coll., new Christmas, Croscill bedding, Int'l Santa Claus coll., costume jewelry, candles, riding lawn mower, many gifts for Christmas. * 901-210-6243* www.justusco.com

Estate Sales

ROBISON - FINCH Nice Overton Park Estate Sale 1897 Autumn Ave. House & garage packed with quality antiques & accessories. Sat. 9-4, Sun. 11-4, Mon. 10-2. 901-490-9192 901-412-3760 See pics online: www.robisonfinch.com

Merchandise

Antiques

GERMAN SWORD - from WWII with a swastika. Excellent Condition. First bid \$2,000. Please call (901)388-6362

Appliances

APPLIANCES: Refrig./Freezer, W's & D's, Elec/Gas Stove \$100. Beds \$30 & Up; Sofa/Loveseat \$100 (901) 949-2935; 643-9615

APPLIANCES: Refrig./Freezer, W's & D's, Elec/Gas Stove \$100. Beds \$30 & Up; Sofa/Loveseat \$100 (901) 949-2935; 643-9615

Furniture BEDROOM SET - Entire 7 piece solid wood sleigh set. Available in cherry or black in king or queen. Brand new in box. \$599. Call J. at 901-649-4738

DINING ROOM TABLE - Walnut, round with 4 chairs. Very elegant looking. \$600. Also, dark brown leather recliner. \$400. Both in exc. cond & 6 mos. old. (731)333-1584

FOR SALE - Solid oak dinette set, including hutch, separate cabinet top with extra leaf for table. Call 901-258-8420

FURNITURE - BR suites, twin beds, tables & much more. Priced to sell. (901)691-0385

Guns & Ammunition *** GUN SHOW *** NOVEMBER 14-15 SAT 9-5; SUN 9-4 AGRICENTER INTERNATIONAL 7777 Walnut Grove Rd BUY - SELL - TRADE Info:563-927-8176 (901)388-0664

Household Goods CHINA - 8 Royal Crown Derby Traditional Imari plates. 10.5". \$1400 for all. Please leave your name & phone no. & I will return your call. (901)685-6241

LOOK! FURNITURE Complete House full or separate. NEW \$1595. 481-2777

Med Equip & Supplies POWER CHAIRS - 7 used electric power chairs. New batteries in each. As Is \$550 or best offer. 901-491-4110

CORDS 4 BL .15 OF 33.3 records from popular tunes, 100 records to a box. \$100/box, lots of 12" singles & promos, some sealed. Call Jimmy at 901-288-7358

Pets Found Pets DOG FOUND on 11/06/15 at Highpoint Terrace and Summer Ave. silver-grey chihuahua-mix, adult male, no collar. Call w/ identifying info 901-405-5715 or 901-323-4564

JANRIC CLASSIC SUDOKU

Fill in the blank cells using numbers 1 to 9. Each number can appear only once in each row, column and 3x3 block. Use logic and process elimination to solve the puzzle. The difficulty level ranges from Bronze (easiest) to Silver to Gold (hardest).

7	6		1	2		3		
		3				2		
			6				1	
	6	8	7		5			4
		4				7		
9			3		1	6	5	
	3			6				
		5				4		
4		9	8		1	6		

11/17/15

Rating: SILVER

Solution to 11/16/15

1	2	8	6	3	7	9	4	5
9	7	5	4	2	8	6	3	1
3	4	6	9	5	1	2	7	8
5	6	2	7	1	4	8	9	3
7	1	9	8	6	3	4	5	2
4	8	3	2	9	5	7	1	6
8	9	1	5	7	2	3	6	4
2	3	7	1	4	6	5	8	9
6	5	4	3	8	9	1	2	7

© 2015 Janric Enterprises Dist. by creators.com

Public Notices

tice is hereby given that I, Madison L. Mitchell, Successor Trustee, pursuant to the power, duty and authority vested in and imposed upon me in the Deed of Trust, will on Tuesday, December 8, 2015, at 11:00 a.m., prevailing central time, at the front door of the Montgomery County Courts Complex, 2 Millenium Plaza, Clarksville, Tennessee 37040, in the manner further described herein, offer the Property, as such term is hereafter defined, for sale to the highest bidder for cash, and free from the equity of redemption, homestead, dower, courtesy, exemption rights, and all other rights and interests of Grantor, all of which were expressly waived in the Deed of Trust. The term "Real Property" as used herein shall mean all of Grantor's right, title and interest in and to:

Legal Description: Volume 1275, Page 1510, Register's Office.

Common Description: 2360 Memorial Drive, Clarksville, Tennessee 37043;

Map and Parcel Number: 064 058.00 000.

In accordance with Tennessee Code Annotated Section 47-9-604, the sale of the Real Property will be combined with a sale of any and all personal property covered by or described in the Deed of Trust which under applicable law may be subject to a security interest pursuant to the Uniform Commercial Code as enacted in the State of Tennessee, including any and all proceeds hereof (collectively, the "Personal Property").

As used herein, the "Property" shall mean the Real Property and the Personal Property.

A review of the records at the Register's Office disclosed that the Property may be subject to certain matters set forth below and that the persons named below may be interested parties, along with the persons named in the first paragraph of this Notice of Foreclosure:

Any and all unpaid ad valorem taxes payable to Montgomery County, Tennessee and the City of Clarksville, Tennessee and (plus penalty and interest, if any) that may be a lien against the Property.

The foregoing matters may or may not take priority over the Deed of Trust. To the extent such matters do take priority over the Deed of Trust under applicable law, the sale will be subject to them, and to the extent such matters do not take priority over the Deed of Trust under applicable law, the Property will not remain subject to them after the sale.

The sale will also be subject to any and all liens, defects, encumbrances, conveyances, adverse

Continued from last column

claims and other matters which take priority over the Deed of Trust upon which this foreclosure sale is had, and any statutory rights of redemption not otherwise waived in the Deed of Trust, including rights of redemption of any governmental agency, state or federal, which have not been waived by such governmental agency, and matters that take priority over the Deed of Trust which an accurate survey of the Property might disclose.

The Property is to be sold **AS IS WHERE IS**, without representations or warranties of any kind whatsoever, whether express or implied. Without limiting the foregoing, **THE PROPERTY IS TO BE SOLD WITHOUT ANY IMPLIED WARRANTIES OF MERCHANTABILITY OR FITNESS FOR A PARTICULAR USE OR PURPOSE.** Neither Successor Trustee nor Lender will make any covenant of seisin or warranty of title, express or implied, and will sell and convey their interests in the Property only, by Successor Trust-

Continued to next column

Continued to next column

Continued from last column

ee's Deed from Successor Trustee as to the Real Property and by bill of sale from Lender as to the Personal Property.

The right is reserved to postpone or adjourn the sale, to sell the Property with or without division if the Property consists of more than one parcel, and to sell to the second highest bidder in the event the highest bidder does not comply with the terms of the sale.

This 11th day of November, 2015.

/s/ Madison L. Mitchell
Madison L. Mitchell, Successor Trustee
Burr & Forman LLP
511 Union Street, Suite 2300
Nashville, TN 37219

PUBLICATION DATES:
NOVEMBER 17, 2015
NOVEMBER 24, 2015
DECEMBER 1, 2015

0000867859

Notice of Sale of Abandoned Vehicles

Notice is hereby given to all interested parties, the following vehicle, VIN 1GNDV03L55D284337, 2005 Chevy uplander owner Joseph and Jamira Boone

Continued to next column

Continued to next column

0000866940

Notice of Request to Extend TennCare II Demonstration

The Commissioner of the Tennessee Department of Finance and Administration is providing official notification, pursuant to 42 U.S.C. § 1315(c) and 42 C.F.R. Part 431, Subpart G, concerning intent to file an application with the Centers for Medicare and Medicaid Services (CMS) to extend the TennCare Demonstration.

TennCare is a Medicaid demonstration program that has operated under waivers of certain provisions of federal law since 1994, and that will expire on June 30, 2016. The principle being "demonstrated" by TennCare is that a state can organize its Medicaid program under a managed care model without spending more than the Medicaid program would have spent in the absence of the Demonstration and without compromising quality of care. A comprehensive description of the TennCare Demonstration is contained in the TennCare Operational Protocol, which is available on the TennCare website at <http://www.tn.gov/assets/entitles/tenncare/attachments/operationalprotocol.pdf>.

In order for the TennCare Demonstration to continue past the expiration date, the State must request an extension no later than December 31, 2015. The duration of the extension being requested is July 1, 2016, through June 30, 2021. The extension application will request continuation of all existing authorities and waivers, including two key provisions of the Demonstration currently scheduled to end on or before June 30, 2016: a waiver of retroactive eligibility for enrollees and an expenditure authority for certain hospital pool payments.

The full public notice associated with this extension request, including a comprehensive description of the requested extension, is available on the TennCare website at <http://tn.gov/tenncare/article/extension-of-tenncare-demonstration>.

As required by 42 CFR § 431, Subpart G, the Bureau is providing the following opportunities to the public to comment on the extension request in person:

- A public hearing on November 18, 2015, at 10:00 a.m. CT in the Auditorium of the Nashville Public Library, 615 Church Street in Nashville.
- A public hearing on November 23, at 1:00 p.m. CT in Room 16 of Legislative Plaza, 301 6th Avenue North in Nashville.

Telephonic access to each hearing is available for individuals unable to attend in person. To register to participate in this hearing by telephone, please contact Jonathan Reeve by phone at (615) 507-6449 or by email at jonathan.reeve@tn.gov prior to the date of the hearing.

Individuals with disabilities or individuals with limited English proficiency who wish to participate in a hearing and who may require language or communication assistance to do so should contact Talley Olson of TennCare's Office of Civil Rights Compliance by phone at (855) 857-1673 or by email at HCFA.fairtreatme@tn.gov prior to the date of the hearing.

Members of the public who prefer to submit written comments may send them by mail to Mr. Darin Gordon, Director, Bureau of TennCare, 310 Great Circle Road, Nashville, Tennessee 37243, or by email to public.notice.tenncare@tn.gov.

Copies of this notice will be available in each county office of the Tennessee Department of Health. The last day of the public comment period is December 14, 2015.

Need free language help? Call 855-857-1673.
Necesita ayuda con el idioma gratuita? Llame 855-857-1673.

Continued from last column

will be sold at auction at Bo's Shop & Towing, 714 Red River St. Clarksville, TN 37040 on 12/4/2015 at 7 am. Seller has the right to reject any and all bids.

Real Estate

Rentals

great places to live...

Condo-Townhouse

BEACON HILL 1200 sq ft, 1.5 bath, 2 bdrm. January rent free if moved in by 12/1 \$575/mo + \$500 dep. Credit check. Call 931-645-8277

ST. BETHLEHEM Nice 2 bdrm Townhouse, W/D provided, 1 1/2 ba, new carpet, freshly painted, \$575 mo., \$400 dep., no pets. Call 931-647-5158 after 5 wkdays & anytime wkends

Farms for Rent

FARM LAND FOR LEASE: The Department of the Army will offer for lease 11 tracts of land located on Ft. Campbell. The Tracts contain a total of approx. 2,052 acres and are to be used for hay/row-crop production. Sealed bids will be opened on December 15, 2015 at 10:00 AM, in the Wohali Pavilion, Ft. Campbell. Further info and copies of the bid package may be obtained from Barry Tucker, Louisville District, U.S. Army Corps of Engineers, at: 502-624-1883 or Barry.S.Tucker@usace.army.mil

Homes For Rent

★ 1ST CHOICE REAL ESTATE ★
Apts & Homes \$200-\$1800. Move Now!
931-552-7565. 1st-choice-realestate.com

CLARKSVILLE 3 bdrm, 2 full bath, central H/A, appliances, fenced yard. \$750/mo + \$750 deposit. Available nov. Call 559-286-5225

CLARKSVILLE 4 Homes for Rent, \$700-\$800 mo. + dep., no pets, avail. now. Call 931-237-7775

DOVER RD. AREA 3 bdrm, 1.5 ba, corner lot on Morrison Dr. Nice neighborhood. January rent free if moved in by 12/1. \$750/mo + \$700 dep. 931-645-8277

Mobile Home

RENT SPECIAL

CLARKSVILLE, 3 bdrm, 2 BA furnished mobile home. \$500, mo Plus utilities. 931-553-4029

CLARKSVILLE, 3 Bdrm, 2 BA trailers, \$650, \$300 dep. Some util. No pets, Sec 8 okay. 931-647-5385
Darnell Trailer Park

LAFAYETTE RENTALS
2 & 3 Bedrooms
★ 931-551-9212 ★

Apt Furnished

SHORT TERM RENTAL
1 Bdrm furnished apt. includes extended cable TV, high speed WiFi, water & electricity. \$695 mo. Call 931-645-8664.

Apt Unf-Montgomery

CLARKSVILLE 2 Bdrm Townhouse, 1 1/2 ba, all appliances with W/D, furnished, no pets, 931-647-7758

UTILITIES INCLUDED

Clarksville-Near Marina \$850, 1 bdrm, 1 ba, w/d, no pets, no smoking indoors, water, electric, gas, & internet incl. (931)249-8961 tenroyce34@gmail.com

GOVERNORS SQUARE MALL, 2 bdrm 1 BA, \$400 & up. \$450, dep. Utilities included. 931-572-9398 or 931-206-5567.

GOVERNOR'S SQUARE MALL AREA, 2 bdrm, 1 BA, all appliances. \$375, mo + \$575, dep. 931-216-8351

PEACHERS MILL RD. Large 1 Bdrm furnished apt. \$450 month. \$400 deposit. No pets. Call 931-624-7009

Rentals to Share

Roomate Wanted Master Bed w/Bath. \$400/month water, gas, electric, internet incl no pets, no smoking indoors (931)249-8961 tenroyce34@gmail.com

Real Estate

Homes

starting fresh...

Land-Montgomery

CUNNINGHAM, 22.4 ac on Marion Rd (Hwy 235), off Hwy 13. GPS N36 22.552' W087 25.336', mostly wooded w/lr trees. Co utilities avail. \$61,900 or \$5,000 down w/\$554, mo. Jim Thissen 270-422-1234

LOOK

PALMYRA, 20 acres. Perfect building site. Country setting with creek & ponds. 10 min. to Clarksville. \$300,000. House for Sale. \$38,500. Call 931-721-2619 or 931-721-4801.

Need a NEW or USED Car? Look in the Classifieds

OPEN HOUSE TUESDAY 10-5 PM



37 EAGLES LANDING

Beautiful 3 Bedroom, 2.5 Bath Home w/Covered Porch, Gorgeous Vaulted Living Room Ceiling w/Fireplace, Lovely Kitchen w/Pantry, Formal Dining Rm. Master Bath w/Sep Shower, Dbl Vanities & Soaker Tub, Wrought Iron Staircase. Too Many Upgrades To List!

Directions: From Trenton Towards Interstate 24, Right On Eagles Landing Drive Into Eagles Landing, Left On Golden Eagle Way. Home Is On Right. Actual Address Is: 1275 Golden Eagle Way
TN-0001086574

Land-Other Counties

BY OWNER!

Homestead/Recreation Land for Sale
Houston County, Two parcels, 44.5 acres and 106 acres, approximately 35 minutes from Clarksville, TN, on Buckeye Road between Erin and Cumberland City. Great for hunting or just country living. Year around creek on properties. \$2,100 per acre. Will co-op with agents. (662)812-9688

You don't have to wait for business hours to place your next Classified ad in The Tennessean. Just go to Classifieds on Tennessean.com any time to place your ad from the comfort of your own computer.

We're happy to offer this online convenience when you advertise in the following categories: pets, merchandise, announcements, garage sales and transportation.
The Tennessean Classifieds.
What you want. Every day.

To place your ad at Tennessean.com, click on Classifieds.

TENNESSEAN.com
Every day matters. www.tennessean.com

When you sell your vehicle in **The Tennessean Classifieds**, you'll be surprised how fast it goes. Call 242-SALE to place your ad.

Wanted: A Car that lets you decide where to park. Find what you want in **The Tennessean Classifieds**

Wanted: A car that looks good on me. Find what you want in **The Tennessean Classifieds**.

242-SALE delivers your classified ad all over Middle Tennessee.

When you sell your vehicle in **The Tennessean Classifieds**, you'll be surprised how fast it goes. Call 242-SALE to place your ad.

Kristin Gwaltney
"We've Got Your Back" Team

933 Tracy Lane Suite C
Clarksville, TN 37040

2271 Wilma Rudolph Blvd
Clarksville, TN 37040
931-648-8500

KELLEN WILLIAMS

Each Office
Independently
Owned and Operated

Continued to next column

To advertise, call Steven Ward at 615-259-8216 or
615-242-7253 or scward@tnmedia.com

service directory

Professional Service

all your needs...

Business Service

Classic Car Restorations & Repairs

All Makes & Models
1979 & Older

Over 35 Years
Experience!

Call 931-279-3316 or
931-628-8879

GRASSLAND FINANCIAL SERVICES, LLC

Real Estate Loans
Commercial & Investment
Properties

We also buy Seller-Financed
Notes.

615-794-0145
NMLS# 66522

All loans are subject to
approval.
Some restrictions may apply.



Home Improvement

ALVARADO CLEANING SERVICES

Residential/Comm'l
Lic/Ins/Exc Ref
Mayra Alvarado
615-810-1259
mayra.alvarado@yahoo.com

ASPHALT & POT HOLE REPAIR

Get your asphalt & pot hole
repaired before Winter.

Call Woody Hartley
FREE ESTIMATES

615-507-8293

LOOK!

BEST CHOICE FOR

• Carpentry • Painting
• Drywall • Tile • Remodeling

615-506-6471

★ popcorn ceiling removal ★



DECKS & PORCHES

Trim Work
Additions
Framework
Garages
Sunrooms

615-451-9266

darrell.lawrimore@nast
c.com

Wanted: A recliner at a cushy
price. Find what you want in
The Tennessee Classifieds

Home Improvement

Alvarado Cleaning Services

Residential • Comm'l • Lic • Ins • Exc Ref
Mayra Alvarado

615-810-1259 • mayra.alvarado@yahoo.com

Lamp-Lighting Repair

all types new/vintage hours 10-4 Mon - Sat

THE GLASS TOUCH

Stained Glass Studio At the Factory in Franklin

615-599-5001
www.theglasstouch.com

Home Improvement

ED BROWN PLASTERING
DRYWALL & PLASTER
REPAIR SPECIALIST

All Work Fully
Guaranteed
No Dust or Mess.
Rid your home
of potentially
dangerous plaster cracks.
36 Years of Prompt, Reliable
Service With no Complaint
With the BBB

Free Est/Lic/Ins/Ref
No job too small.
Senior Discounts
615-227-2969
Anytime

LOCK ENGLISH HOME IMPROVEMENTS

- Serving Middle TN & Western KY
- A+ Rating with the BBB
- Named a top 3 Nashville Contractor
- Licensed TN # 00068088 & Insured Complete Contractor

"We do it all from
Roofs
to Additions"

Tell us you saw us in the
Tennessean & save \$500 off
your home improvement.

615-746-0990
EnglishHomeImprovements.com

JIM'S CLOCK SERVICE

- cleaning • oiling
- repairs • set-up
- 30 years exp.
- Reasonable Rates
- I Make House Calls

615-584-0466

Lamp-Lighting Repair

all types new/vintage
hours 10-4 Mon - Sat
THE GLASS TOUCH
Stained Glass Studio
At the Factory in Franklin
615-599-5001
www.theglasstouch.com

MIKE'S PAVING

Parking Lots
Driveways
Pot-hole Repairs
Seal Coating
FREE ESTIMATES
Tar & Chips
Aggregate
Repairs & Seal

615-768-1154

SPENCER'S HOME IMPROVEMENT

All Your Home's Needs
Kitchen, Bath, Dry Wall,
Painting, Plumbing, Electric,
Decks, Fences, Tile Showers,
All types of flooring.

615-753-3494

Home Improvement

Personal Services

ANGER MANAGEMENT CLASS
Saturday, Dec. 5 - Jan 9
10 am-11am- \$30.00/session
SUBSTANCE ABUSE CLASS
Dec 5 - Jan 9 12pm-1pm
\$30.00/session
Payments in advance
Shelia Kirkendall-Cooper
Inspirational Life Coaching
615-479-8460

DIVORCE-\$50 DOWN
(both sign)
DUI, Criminal,
Civil or Criminal Research
Brian O. Bohan
Attorney
615-333-5878

Lawn - Garden Care

DANIEL'S TREE SERVICE & LANDSCAPING
Bonded and Insured
Office 615-943-0791
Cell 615-881-6116
Tree Pruning, Topping,
Removal, cutting, Stump Removal,
All Landscaping. Free Est.



HUERTA TREE SERVICE & LANDSCAPING

Professional Large Tree
Trimming • Pruning
Topping • Cutting • Stump
Removal • Any & All
Landscaping
Insured/12 yrs Experience
Office, 615-586-4410
Cell, 615-586-4409

LAWN CARE
★ Gutter Cleaning,
★ Trimming, Mowing,
★ Mulching, Seeding
★ Pressure Washing,
★ Clean Up,
★ Will Do Outside Christmas
Decorating & Lights
Free Estimates
RAMIRO HERNANDEZ
615-785-5372

PACO'S TREE SERVICE
Complete Tree Care
Insured
Bonded
615-406-1466
615-946-3427

Moving

ATYOURDOORSERVICE
JUNK/DEBRIS REMOVAL
(\$35 & UP)
& MOVING CO.
(\$80 & UP)
Cleaning Service
(\$30 & up)
Lawn & Gutters
(\$40 & up)
615-200-0906

Your Source

Public Notices
for the latest...

Public Notices

SUBSTITUTE TRUSTEE'S NOTICE OF FORECLOSURE SALE

Default having been made in the terms, conditions, and payments provided in a certain Deed of Trust dated OCTOBER 30, 2012, executed by MISTY LEE MARRIED, JOINED BY HER HUSBAND, AND DAVID LEE, to HUNTLEY GORDON, Trustee, of record in BOOK 1513, PAGE 726, for the benefit of MORTGAGE ELECTRONIC REGISTRATION SYSTEMS, INC. AS NOMINEE FOR PRIMELENDING, A PLAINSCAPITAL COMPANY, in the Register's Office for WILSON County, Tennessee and to J. PHILLIP JONES AND/OR JESSICA D. BINKLEY, either of whom may act, appointed as Substitute Trustee in an instrument of record in the Register's Office for WILSON County, Tennessee, to secure the indebtedness described; WHEREAS, said Deed of Trust was last assigned to

Continued from last column

NO. 17, ON THE PLAN OF SHADY CIRCLE SUBDIVISION, OF RECORD IN PLAT BOOK 4, PAGE 8, REGISTER'S OFFICE FOR SAID COUNTY, TO WHICH PLAN REFERENCE IS HEREBY MADE FOR A MORE COMPLETE DESCRIPTION. BEING THE SAME PROPERTY CONVEYED TO MISTY M. LEE, MARRIED, BY WARRANTY DEED FROM LORA LEIGH KNOWLES AND HUSBAND, JOHN LEE KNOWLES, DATED, OCTOBER 11, 2012, RECORDED ON 11-1-2012, 2012, OF RECORD IN BOOK 1513, PAGE 723, REGISTER'S OFFICE FOR WILSON COUNTY, TENNESSEE. THE SAID MISTY M. LEE IS A/K/A MISTY LEE. SUBJECT TO ALL EASEMENTS, RESTRICTIVE COVENANTS AND CONDITIONS, AND OTHER MATTERS OF RECORD, INCLUDING ALL ITEMS SET OUT ON ANY APPLICABLE PLAT OF RECORD. SUBJECT TO UCC FINANCING STATEMENT OF RECORD IN BOOK 1516, PAGE 1900, REGISTER'S OFFICE FOR WILSON COUNTY, TENNESSEE. THIS IS IMPROVED PROPERTY KNOWN AS 1628 SHADY CIRCLE DRIVE, LEBANON, TN 37087. MAP 069D GRP C CTRL MAP 069C PARCEL 031.00. THE SALE OF THE SUBJECT PROPERTY IS WITHOUT WARRANTY OF ANY KIND, AND IS FURTHER SUBJECT TO THE RIGHT OF ANY TENANT(S) OR OTHER PARTIES OR ENTITIES IN POSSESSION OF THE PROPERTY. ANY REPRESENTATION CONCERNING ANY ASPECT OF THE SUBJECT PROPERTY BY A THIRD PARTY IS NOT THE REPRESENTATION/RESPONSIBILITY OF TRUSTEE(S)/ SUBSTITUTE TRUSTEE(S) OR THEIR OFFICE.

THIS SALE IS SUBJECT TO ANY UNPAID TAXES, IF ANY, ANY PRIOR LIENS OR ENCUMBRANCES, LEASES, EASEMENTS AND ALL OTHER MATTERS WHICH TAKE PRIORITY OVER THE DEED OF TRUST UNDER WHICH THIS FORECLOSURE SALE IS CONDUCTED, INCLUDING BUT NOT LIMITED TO THE PRIORITY OF ANY FUTURE FILING. IF THE U.S. DEPARTMENT OF THE TREASURY/ INTERNAL REVENUE SERVICE, THE STATE OF TENNESSEE DEPARTMENT OF REVENUE, OR THE STATE OF TENNESSEE DEPARTMENT OF LABOR AND WORK FORCE DEVELOPMENT ARE LISTED AS INTERESTED PARTIES IN THE ADVERTISEMENT, THEN THE NOTICE OF THIS FORECLOSURE IS BEING GIVEN TO THEM, AND THE SALE WILL BE SUBJECT TO THE APPLICABLE GOVERNMENTAL ENTITIES RIGHT TO REDEEM THE PROPERTY, ALL AS REQUIRED BY 26 U.S.C. 7425 AND T.C.A. 67-1-1433. THE NOTICE REQUIREMENTS OF T.C.A. 35-5-101 ET SEQ. HAVE BEEN MET. THE RIGHT IS RESERVED TO ADJOURN THE DAY OF THE SALE TO ANOTHER DAY, TIME AND PLACE CERTAIN WITHOUT FURTHER PUBLICATION, UPON ANNOUNCEMENT AT THE

Continued to next column

Public Notices

NOTICE OF PUBLIC HEARING

Tennessee Department of Environment and Conservation
Division of Water Resources
NPH-15012
NRS15.113

The division will hold a public hearing in accordance with Rule 0400-40-07.04(f) to seek comment concerning an application for a state water quality permit for the proposed stream and wetland crossings planned as part of the installation and rehabilitation of the sewer line adjacent to Brick Church Pike resulting in temporary impacts to streams and wetlands within the project area.

Date: Tuesday, December 17th 2015

Time: 5:30 PM Informational Question and Answer Session

6:30 PM Public Hearing Begins

Location: TDEC Nashville-Environmental Field Office

711 R.S. Gass Blvd.

Nashville, TN 37216

(615) 687-7000

Applicant: Metro Water Services

Attn: Mr. Ron Taylor

1600 2nd Ave. North

Nashville, TN 37208

615-915-0526

The public notice of this project can be found on the Internet at

<https://tn.gov/environment/topic/ppo-water>.

Persons wishing to comment on or object to the application proposal are invited to deliver oral or written comment at the public hearing. The hearing officer will limit all testimony to relevant water quality issues and may limit testimony in the interest of time. However, all persons desiring to speak will be given an opportunity to do so. The public is also invited to submit comments in writing to the division by 4:30 pm on Monday, December 28th, 2015 at the address printed below. After considering all public comments, the division will publish a final permit decision and a notice determination, which includes the division's response to comments.

Interested persons may obtain additional information or inspect and copy the application and related documents during business hours at the division's office in Nashville (615-532-0359) at the address listed below.

The Tennessee Department of Environment and Conservation is committed to principles of equal opportunity, equal access and affirmative action. Individuals with disabilities who wish to participate in these proceedings (or to review these filings) should contact the Tennessee Department of Environment and Conservation to discuss any auxiliary aids or services needed to facilitate such participation. Contact for services should be made no less than ten days in advance to allow time to provide such aid or services. Contact the ADA Coordinator at 1-866-253-5827 for further information. Hearing impaired callers may use the Tennessee Relay Service (1-800-848-0298).

PUBLIC NOTICE

Tennessee Department of Environment and Conservation

Division of Water Resources

NRS15.113

TO WHOM IT MAY CONCERN: The application described below has been submitted for an Aquatic Resource Alteration Permit under The Tennessee Water Quality Control Act of 1977, T.C.A. §69-3-108. In addition, federal permits may be required from the U. S. Army Corps of Engineers and the Tennessee Valley Authority under §404 of the Clean Water Act and §26a of the Tennessee Valley Authority Act, respectively. Section 401 of the Clean Water Act requires that an applicant obtain a water quality certification from the state when a federal permit is required. This notice may cover applications subject to §401.

No decision has been made whether to issue or deny this permit. The purpose of this notice is to inform interested parties of this permit application and to ask for comments and information necessary to determine possible impacts to water quality. Persons wishing to comment on the proposal are invited to submit written comments to the department. Written comments must be received within thirty days of the date that this notice is posted. Comments will become part of the record and will be considered in the final decision. The applicant's name and permit number should be referenced. The permit application, supporting documentation including detailed plans and maps, and related

Continued from last column

TIME AND PLACE FOR THE SALE SET FORTH ABOVE. THE TRUSTEE/SUBSTITUTE TRUSTEE RESERVES THE RIGHT TO RESCIND THE SALE. IF YOU PURCHASE A PROPERTY AT THE FORECLOSURE SALE, THE ENTIRE PURCHASE PRICE IS DUE AND PAYABLE AT THE CONCLUSION OF THE AUCTION IN THE FORM OF A CERTIFIED/BANK CHECK MADE PAYABLE TO OR ENDORSED TO LAW OFFICE OF J. PHILLIP JONES. NO PERSONAL CHECKS WILL BE ACCEPTED. TO THIS END, YOU MUST BRING SUFFICIENT FUNDS TO OUTBID THE LENDER AND ANY OTHER BIDDERS. INSUFFICIENT FUNDS WILL NOT BE ACCEPTED. AMOUNTS RECEIVED IN EXCESS OF THE WINNING BID WILL BE REFUND TO THE SUCCESSFUL PURCHASER AT THE TIME THE FORECLOSURE DEED IS DELIVERED. OTHER INTERESTED PARTIES: CARMEL FINANCIAL CORP. THIS IS AN ATTEMPT TO

Continued to next column

Public Notices

0000866851

Notice of Request to Extend the TennCare II Demonstration

The Commissioner of the Tennessee Department of Finance and Administration is providing official notification, pursuant to 42 U.S.C. § 1315(d) and 42 C.F.R. Part 431, Subpart G, concerning intent to file an application with the Centers for Medicare and Medicaid Services (CMS) to extend the TennCare Demonstration.

TennCare is a Medicaid demonstration program that has operated under waivers of certain provisions of federal law since 1994, and that will expire on June 30, 2016. The principle being "demonstrated" by TennCare is that a state can organize its Medicaid program under a managed care model without spending more than the Medicaid program would have spent in the absence of the Demonstration and without compromising quality of care. A comprehensive description of the TennCare Demonstration is contained in the TennCare Operational Protocol, which is available on the TennCare website at <http://www.tn.gov/assets/entitles/tenncare/attachments/operationalprotocol.pdf>.

In order for the TennCare Demonstration to continue past the expiration date, the State must request an extension no later than December 31, 2015. The duration of the extension being requested is July 1, 2016, through June 30, 2021. The extension application will request continuation of all existing authorities and waivers, including two key provisions of the Demonstration currently scheduled to end on or before June 30, 2016: a waiver of retroactive eligibility for enrollees and an expenditure authority for certain hospital pool payments.

The full public notice associated with this extension request, including a comprehensive description of the requested extension, is available on the TennCare website at <http://tn.gov/tenncare/article/extension-of-tenncare-demonstration>.

As required by 42 CFR § 431, Subpart G, the Bureau is providing the following opportunities to the public to comment on the extension request in person:

- A public hearing on November 18, 2015, at 10:00 a.m. CT in the Auditorium of the Nashville Public Library, 615 Church Street in Nashville.
- A public hearing on November 23, at 1:00 p.m. CT in Room 16 of Legislative Plaza, 301 6th Avenue North in Nashville.

Telephonic access to each hearing is available for individuals unable to attend in person. To register to participate in this hearing by telephone, please contact Jonathan Reeve by phone at (615) 507-6449 or by email at jonathan.reeve@tn.gov prior to the date of the hearing.

Individuals with disabilities or individuals with limited English proficiency who wish to participate in a hearing and who may require language or communication assistance to do so should contact Talley Olson of TennCare's Office of Civil Rights Compliance by phone at (855) 857-1673 or by email at HCFA.fairtreatment@tn.gov prior to the date of the hearing.

Members of the public who prefer to submit written comments may send them by mail to Mr. Darin Gordon, Director, Bureau of TennCare, 310 Great Circle Road, Nashville, Tennessee 37243, or by email to public.notice.tenncare@tn.gov.

Copies of this notice will be available in each county office of the Tennessee Department of Health. The last day of the public comment period is December 14, 2015.

Need free language help? Call 855-857-1673.
Necesita ayuda con el idioma gratuita? Llame 855-857-1673.

Public Notices

NOTICE OF PUBLIC HEARING

Tennessee Department of Environment and Conservation
Division of Water Resources
NPH-15012
NRS15.113

The division will hold a public hearing in accordance with Rule 0400-40-07.04(f) to seek comment concerning an application for a state water quality permit for the proposed stream and wetland crossings planned as part of the installation and rehabilitation of the sewer line adjacent to Brick Church Pike resulting in temporary impacts to streams and wetlands within the project area.

Date: Tuesday, December 17th 2015

Time: 5:30 PM Informational Question and Answer Session

6:30 PM Public Hearing Begins

Location: TDEC Nashville-Environmental Field Office

711 R.S. Gass Blvd.

Nashville, TN 37216

(615) 687-7000

Applicant: Metro Water Services

Attn: Mr. Ron Taylor

1600 2nd Ave. North

Nashville, TN 37208

615-915-0526

The public notice of this project can be found on the Internet at

<https://tn.gov/environment/topic/ppo-water>.

Persons wishing to comment on or object to the application proposal are invited to deliver oral or written comment at the public hearing. The hearing officer will limit all testimony to relevant water quality issues and may limit testimony in the interest of time. However, all persons desiring to speak will be given an opportunity to do so. The public is also invited to submit comments in writing to the division by 4:30 pm on Monday, December 28th, 2015 at the address printed below. After considering all public comments, the division will publish a final permit decision and a notice determination, which includes the division's response to comments.

Interested persons may obtain additional information or inspect and copy the application and related documents during business hours at the division's office in Nashville (615-532-0359) at the address listed below.

The Tennessee Department of Environment and Conservation is committed to principles of equal opportunity, equal access and affirmative action. Individuals with disabilities who wish to participate in these proceedings (or to review these filings) should contact the Tennessee Department of Environment and Conservation to discuss any auxiliary aids or services needed to facilitate such participation. Contact for services should be made no less than ten days in advance to allow time to provide such aid or services. Contact the ADA Coordinator at 1-866-253-5827 for further information. Hearing impaired callers may use the Tennessee Relay Service (1-800-848-0298).

PUBLIC NOTICE

Tennessee Department of Environment and Conservation

Division of Water Resources

NRS15.113

TO WHOM IT MAY CONCERN: The application described below has been submitted for an Aquatic Resource Alteration Permit under The Tennessee Water Quality Control Act of 1977, T.C.A. §69-3-108. In addition, federal permits may be required from the U. S. Army Corps of Engineers and the Tennessee Valley Authority under §404 of the Clean Water Act and §26a of the Tennessee Valley Authority Act, respectively. Section 401 of the Clean Water Act requires that an applicant obtain a water quality certification from the state when a federal permit is required. This notice may cover applications subject to §401.

No decision has been made whether to issue or deny this permit. The purpose of this notice is to inform interested parties of this permit application and to ask for comments and information necessary to determine possible impacts to water quality. Persons wishing to comment on the proposal are invited to submit written comments to the department. Written comments must be received within thirty days of the date that this notice is posted. Comments will become part of the record and will be considered in the final decision. The applicant's name and permit number should be referenced. The permit application, supporting documentation including detailed plans and maps, and related

CLASSIFIEDS

Misc. For Sale • Services • Real Estate • Help Wanted

Legal

Notice of Request to Extend the TennCare II Demonstration

The Commissioner of the Tennessee Department of Finance and Administration is providing official notification, pursuant to 42 U.S.C. § 1315(d) and 42 C.F.R. Part 431, Subpart G, concerning intent to file an application with the Centers for Medicare and Medicaid Services (CMS) to extend the TennCare Demonstration.

TennCare is a Medicaid demonstration program that has operated under waivers of certain provisions of federal law since 1994, and that will expire on June 30, 2016. The principle being "demonstrated" by TennCare is that a state can organize its Medicaid program under a managed care model without spending more than the Medicaid program would have spent in the absence of the Demonstration and without compromising quality of care. A comprehensive description of the TennCare Demonstration is contained in the TennCare Operational Protocol, which is available on the TennCare website at <http://www.tn.gov/assets/entities/tenncare/attachments/operationalprotocol.pdf>.

In order for the TennCare Demonstration to continue past the expiration date, the State must request an extension no later than December 31, 2015. The duration of the extension being requested is July 1, 2016, through June 30, 2021. The extension application will request continuation of all existing authorities and waivers, including two key provisions of the Demonstration currently scheduled to end on or before June 30, 2016: a waiver of retroactive eligibility for enrollees and an expenditure authority for certain hospital pool payments.

The full public notice associated with this extension request, including a comprehensive description of the requested extension, is available on the TennCare website at <http://tn.gov/tenncare/article/extension-of-tenncare-demonstration>.

As required by 42 CFR § 431, Subpart G, the Bureau is providing the following opportunities to the public to comment on the extension request in person:

- A public hearing on November 18, 2015, at 10:00 a.m. CT in the Auditorium of the Nashville Public Library, 615 Church Street in Nashville.
- A public hearing on November 23, at 1:00 p.m. CT in Room 16 of Legislative Plaza, 301 6th Avenue North in Nashville.

Telephonic access to each hearing is available for individuals unable to attend in person. To register to participate in this hearing by telephone, please contact Jonathan Reeve by phone at (615) 507-6449 or by email at jonathan.reeve@tn.gov prior to the date of the hearing.

Individuals with disabilities or individuals with limited English proficiency who wish to participate in a hearing and who may require language or communication assistance to do so should contact Talley Olson of TennCare's Office of Civil Rights Compliance by phone at (855) 857-1673 or by email at HCFA.fairtreatment@tn.gov prior to the date of the hearing.

Members of the public who prefer to submit written comments may send them by mail to Mr. Darin Gordon, Director, Bureau of TennCare, 310 Great Circle Road, Nashville, Tennessee 37243, or by email to public.notice.tenncare@tn.gov.

Copies of this notice will be available in each county office of the Tennessee Department of Health. The last day of the public comment period is December 14, 2015.

Need free language help? Call 855-857-1673

Invitation to Bid

BID NOTICE

The Obion County Board of Education is now accepting bids on upgrading the video surveillance system at OCHS.

Specifications may be obtained at the Obion County Board of Education Office at 1700 North Fifth St., Union City, TN or by calling (731)536-4226. The Board of Education has the right to reject any and/or all bids.

BID NOTICE

The Town of Troy, Tennessee will receive separate sealed BIDS for the following items at City Hall, 116 W Harper St. until 10:00 a.m., local time, on November 20, 2015 and then at said time, publicly open and read the BIDS aloud. All BIDS should have the ITEM # ONLY on the outside of the sealed envelope. All items will be sold AS IS with no warranty. The Town of Troy reserves the right to reject any bid. Items may be viewed at the maintenance shop in Troy at www.troytn.com.

Item # 1 Vulcan Oven #W90JSZ42345013

Item # 2 - Vulcan Double Oven #W90JSZ41345018

Item # 3 - Onan Electric Plant Generator

Item # 4 - 2004 Ford Police Car #21ahp71144X126515

Item # 5 -2006 Ford Police Car #21ahp71W15X124238

Item # 6 - All Terrain Vehicle #DC618623170

Item # 7 - Hobart Warming Container #DTIDW90JSZ51035003

Item # 8 - 10ft X 22ft Wood Storage Building to be moved

Item # 9 - 16ft X 12ft Wood Storage Building to be moved

Item #10 - 8-12ft outside lights & steel poles

Item #11 - Cargo Truck #ATOG93B

Item #12- Pressure Washer Steam Cleaner #4616532/rh00040903

Item #13 - V- Bottom Boat & Motor #MAKA18051081-81 Motor #04001f510893

Item #14 - Large Jon-Boat #JBC3492499

Item #15 - Large 30ft Boat & Trailer with twin V-8 chevy engines #DTIDN0016441687674

Item #16 - 1997 Int. Truck #1009AB003

Item #17 - 1230 Vermeer Brush Chipper #1vm515681000174

CLASSIFIED ADS WILL DO THE JOB! Call 885-0744

Legal

NOTICE OF FORECLOSURE SALE

STATE OF TENNESSEE, OBION COUNTY

WHEREAS, Jody Lee Gray And Allison Jo Gray executed a Deed of Trust to Mortgage Electronic Registration Systems, Inc. as nominee for First State Bank, Lender and John C. Clark, Trustee(s), which was dated October 30, 2008 and recorded on November 6, 2008 in Book 20, Page 655, Obion County, Tennessee Register of Deeds.

WHEREAS, default having been made in the payment of the debt(s) and obligation(s) thereby secured by the said Deed of Trust and the current holder of said Deed of Trust, Branch Banking and Trust Company, (the "Holder"), appointed the undersigned, Brock & Scott, PLLC, as Substitute Trustee, by an instrument duly recorded in the Office of the Register of Deeds of Obion County, Tennessee, with all the rights, powers and privileges of the original Trustee named in said Deed of Trust; and

NOW, THEREFORE, notice is hereby given that the entire indebtedness has been declared due and payable as provided in said Deed of Trust by the Holder, and that as agent for the undersigned, Brock & Scott, PLLC, Substitute Trustee, by virtue of the power and authority vested in it, will on November 24, 2015, at 1:00PM at the usual and customary location at the Obion County Courthouse, Union City, Tennessee, proceed to sell at public outcry to the highest and best bidder for cash, the following described property situated in Obion County, Tennessee, to wit:

BEGINNING at a point 10 feet north of Shelton's Subdivision's southeast corner, said point being 260 feet from the center line of the Pleasant Valley Road, thence North 4 degrees and 30 minutes and 21 seconds east along Shelton's Subdivision's east line for a distance of 15.0 feet to a point in Isbell's south line, thence South 84 degrees and 25 minutes and 54 seconds east along Isbell's south line for a distance of 1332.59 feet to a point in Isbell's east line, thence North 36 degrees and 10 minutes and 21 seconds east along Isbell's east line for a distance of 226.14 feet to a point in Isbell's south line, thence South 86 degrees and 00 minutes and 41 seconds east along Isbell's south line for a distance of 456.31 feet to a point in Isbell's west line, thence South 37 degrees and 49 minutes and 16 seconds west along Isbell's west line for a distance of 263.04 feet to a point in Isbell's and Moss's north line for a distance of 1763.21 feet to the point of beginning and containing 2.66 acres, more or less

BEING identified for tax

Legal

Business for Sale

BUSINESS FOR SALE:

15 Year Establishment
Mail & More
Selling due to illness
731-643-4527

For Rent

DEPOSITS A PROBLEM? RENT WEEKLY!! LET US HELP YOU 2BR and 3BR Mobile Homes Troy, 731-536-0200

FOR RENT:

2BR & 3BR Houses
885-9293

FOR RENT:

2BR, 1BA mobile home newly remodeled
No pets
731-884-0566

FOR RENT:

Pleasant Valley, 3BR, 2BA, \$900mo
Bishop Street, UC, 2BR, 1BA, w/office, \$750mo,
References required
731-796-0022

FOR RENT:

2BR duplex, Union City area, dish washer, stove, refrigerator, w/d hook-up, front and back porch, 731-335-1920

FOR RENT:

2BR house, all appliances, Ch/A, no pets, 885-5728

FOR RENT:

3-4BR, 2BA house, Pleasant Valley, two car garage, \$900mo, \$500 deposit, no pets, 446-8172

HOUSE FOR RENT:

903 Sherwood, 4BR, 3BA, two car garage, fenced back yard, \$1,100mo, 885-8712

DON'T FORGET

Need help finding a job?

Free Services:
Résumé Assistance
Weekly Job Fairs & Hiring Events
Connections to Local Employers
Training & Certifications

Call or stop by for more info!
(731) 884-4324
1430 S. First St./ Union City
Career Solutions.

Truck Drivers

25 DRIVER TRAINEES NEEDED! Learn to Drive for Werner Enterprises! Earn up to \$42K first year! CDL & Job Ready in 3 weeks! 1-888-407-5172 (TnScan)

CLASS A CDL FLATBED DRIVERS/ NEW 389 Pete's/Trucks set @ 70MPH/Starting Pay up to .41cpm/Health ins./401K/Per Diem Pay/Home Weekends/800-648-9915 or www.boydandsons.com (TnScan)

DRIVER TRAINEES NEEDED!

Become a driver for Stevens Transport! No Experience Needed! New drivers can earn \$800+ per week! Paid Local CDL Training! 1-888-743-1575 drive4stevens.com (TnScan)

GREAT HOME TIME - COMPANY Drivers. Local & Regional Lanes. 3 Years Experience. CDL-A. Apply: www.driveforbrown.com. Contact Randy: (423) 280-6206. (TnScan)

HELP WANTED: OTR Drivers

- Must have good driving record
- run same routes every week
- 3,000 miles per week, .38 cents per mile

Home every weekend Full time or part time

Call Fast Tracks
731-885-3115
731-446-3660

MILAN EXPRESS TRUCK DRIVING School *Student Loans & Placement Assistance Available *Qualified Applicants* Approved for Veterans Training 1-800-645-2698 www.drivemilan.com 1980 Hwy 70 East, Jackson, TN 38305 (TnScan)

NASHVILLE, TN ORIENTATION! SE Regional earn up to \$0.45 CPM w/ bonuses Plus up to \$2,500 Sign On Bonus! Call 888-408-5275 or DriveForSuperService.com (TnScan)

When you're looking for that special item, look in classifieds first.

The Messenger CLASSIFIEDS

885-0744

Satellites

DISH NETWORK - GET MORE for Less! Starting \$19.99/month (for 12 months.) PLUS Bundle & Save (Fast Internet for \$15 more/month.) Call Now 1-800-423-6015 (TnScan)

Misc. For Sale

FOR SALE

50" Flat Screen Toshiba TV, Excellent Condition \$350.00

Full Size Lillian Russell Solid Cherry Bed \$450.00

Call 731-599-9028

FOR SALE:

Pillow Top Mattress Sets New in plastic

Queen, \$195
King \$385, Full, \$185

270-293-4121
Can deliver!
\$40 Down
Take home today

CLASSIFIED ADS WILL DO THE JOB! Call 885-0744

Guns & Rifles

GUN SHOW NOV. 21-22 Sat. 9-5 & Sun. 9-4 Nashville The Fairgrounds (625 Smith Ave) Buy-Sell-Trade. Info: (563) 927-8176 (TnScan)

Wanted

HAUL OFF FREE!!

LAWN MOWERS, WASHERS-DRYERS, REFRIGERATORS, etc

TEAR DOWN & HAUL OLD MOBILE HOMES

WANT TO BUY!! JUNK CARS-TRUCKS

538-4139

Truck Van SUV

BUY AND SELL WITH CONFIDENCE through the Messenger Classifieds! Call 885-0744 Today!!!

Livestock

WEST KENTUCKY SELECT BRED HEIFER SALE -

Selling 200 Spring Calving Bred Heifers, 8 Angus and 2 Beefmaster-Angus Bulls. www.ca.uky.edu/bredeifer/, Saturday, November 21, 12:00 noon CT. KY-TN Livestock Market Guthrie, KY (TnScan)

Your Business GETS ATTENTION In The Classifieds

Check It Out In The CLASSIFIEDS

Looking for a new or used vehicle?

Find a dealer with ease with this local directory.

1 MURRAY

TOYOTA OF MURRAY

1307 S. 12th • Murray, KY
270-753-4961
www.toyotaofmurray.com

2 KENTON

KENTON CHEVROLET

Kenton, TN
731-749-5316 or 888-749-5316
www.kentonchevy.net

Use This Handy Directory To Shop For Your New or Used Vehicle!

Real Estate

FOR SALE:

Great get away one block behind Paris Landing Boat ramp in Paris, TN.

Two bedroom, two bath, screened front port on front, sun room on back, three acres.

\$110,000
731-446-8490

FOR SALE OR RENT OR RENT TO OWN:

South Fulton, 3BR, 2BA brick house, living room, family room, dining room, two garages, \$700mo.

Serious inquiries only 731-796-1781, evenings

FOR SALE:

3BR, 1BA, house, Priced to sell! New metal roof, Ch/A, Polk Station, Country setting 731-234-8117 731-538-3795

FOR SALE:

3BR, 2BA brick house

Excellent location, close to schools and hospital, covered patio deck, 12X18 utility building

1524 Mathews St., Union City
731-335-2722

It is the policy of The Messenger that all advertising for the sale, rental or financing of residential real estate advertising appearing herein comply with the Federal Fair Housing Act which prohibits "any preference, limitation, discrimination because of race, color, religion, sex, handicap, familial status, or national origin, or intention to make any such preference, limitation or discrimination." In addition, the Human Rights Act prohibits such discrimination. No advertising for the sale, rental or financing of residential real estate will be refused or rejected because of race, color, religion, sex handicap, familial status or origin.

It is also the policy of this newspaper not to require different charges or terms for such advertising because of race, color, religion, sex, handicap, familial status or national origin.

NEED MORE ROOM? Move Into The CLASSIFIED ADS!

And meet your family's needs. Find the home just right for you by reading the classified real estate and for rent ads everyday.

Lots

FOR SALE:

Four prime building lots on Old Troy Road, within Union City City Limits 731-335-1920

Mfg Homes

MOBILE HOMES WITH ACREAGE.

Ready to move in. Lots of room, 3BR 2BA. Quick and easy owner financing (subject to credit approval). No renters. 865-291-0506 (TnScan)

Check It Out In The CLASSIFIEDS

Plantation East Apartments

2BR/1BA & 2BR/2BA APARTMENTS

2BR/1 1/2BA TOWNHOUSES

2BR/2BA Furnished Apt. with Utilities Included

PET FRIENDLY 885-7691 1144 Sunswept Dr.

HILLWOOD APARTMENTS

885-0667

2 BR 15 BATH NO PETS

REASONABLE RENT:

2-3 Bedroom houses

Duplexes

2 Bedroom Apartments

RALPH ADAMS 731-885-2100

Check It Out In The CLASSIFIEDS

Work Wanted

WORK WANTED:

Seeking houses to clean Have references 731-676-0328

Help Wanted

HELP WANTED:

Moustos Pasta and Grill has openings for all positions Must apply in person 1700 West Reelfoot Ave. Union City, TN.

HELP WANTED:

Dental Assisting Opportunity available

Experience preferred but other motivated outgoing individuals encouraged to apply

Please send resume to PO Box 1058 Union City, TN., 38281

HELP WANTED:

Mechanic/Sales Part-time, Nights and Weekends. Must be 21 Apply in person Southlane Bowling

HELP WANTED:

Bartender needed Flexible hours Apply in person at Sue's Place 204 S. first, UC Between 9am-11am

CAN YOU DIG IT? Heavy Equipment Operator Career! We Offer Training and Certifications Running Bulldozers, Backhoes, and Excavators. Lifetime Job Placement. VA Benefits Eligible! 1-866-362-6497 (TnScan)

Help Wanted:

Clerks for all shifts, cooks, managers or management trainees. Apply at any 3 J's locations or Mail resume to 609 Elm Street, Martin, TN 38237.

CLASSIFIED ADS WILL DO THE JOB! Call 885-0744

NEED YOUR CDL? We do CDL Training, testing, Job placement. Company paid training available. Training at 119 EL Morgan Dr. Jackson, TN or 325 Brewer Rd. Dyersburg, TN. Call 800-423-8820 (TnScan)

Why Split your advertising dollars....

When you can REACH MORE PEOPLE WITH THE MESSENGER!

Our newspaper can give you a wider reach AND lower cost.

People can see your ad and keep it until they're ready to shop and buy.

We will deliver your ad to thousands of customers daily right at their door stop.

You will get a bigger piece of the pie when you advertise in The Messenger.

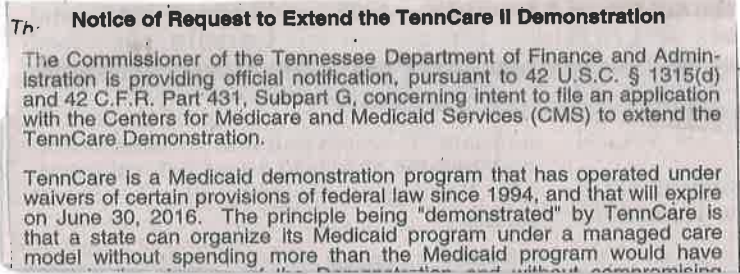
Call Todd for retail advertising or Donna for classified advertising.

885-0744 Toll Free 866-885-0744

JOHNSON CITY PRESS
204 W. Main Street
Johnson City, TN 37604
AFFIDAVIT OF PUBLICATION

AD# 1270831

DATES: 11-13-2015




State of Tennessee)
Carter County)
Washington County)

Teresa Hicks makes the oath that she is a Representative of The Johnson City Press, a

daily newspaper published in Johnson City, in said County and State, and that the

advertisement was published in said paper for 1 insertion (s) commencing on

11-13-2015 and ending on 11-13-2015


Teresa Hicks

Sworn to and Subscribed before me this

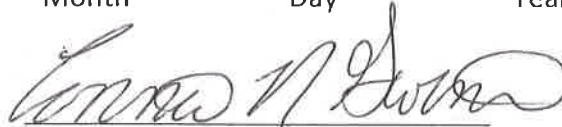
11 13 2015

Month

Day

Year





Connie N. Guinn
Notary Public

My commission expires on 03/28/2017

This legal notice was published online at www.johnsoncitypress.com and www.publicnoticeads.com during the duration of the run dates listed. This publication fully complies with Tennessee Code Annotated 1-3-20

JOHNSON CITY PRESS
204 W. Main Street
Johnson City, TN 37604
AFFIDAVIT OF PUBLICATION

AD#

1270831

DATES:

11-13-2015

State of Tennessee)
Carter County)
Washington County)

Teresa Hicks makes the oath that she is

daily newspaper published in Johnson C

advertisement was published in said pap

11-13-2015 and ending c

Sworn to and Subscribed before me this



This legal notice was published online at
www.publicnoticeads.com during the du
complies with Tennessee Code Annotate

Notice of Request to Extend the TennCare II Demonstration

The Commissioner of the Tennessee Department of Finance and Administration is providing official notification, pursuant to 42 U.S.C. § 1315(d) and 42 C.F.R. Part 431, Subpart G, concerning intent to file an application with the Centers for Medicare and Medicaid Services (CMS) to extend the TennCare Demonstration.

TennCare is a Medicaid demonstration program that has operated under waivers of certain provisions of federal law since 1994, and that will expire on June 30, 2016. The principle being "demonstrated" by TennCare is that a state can organize its Medicaid program under a managed care model without spending more than the Medicaid program would have spent in the absence of the Demonstration and without compromising quality of care. A comprehensive description of the TennCare Demonstration is contained in the TennCare Operational Protocol, which is available on the TennCare website at <http://www.tn.gov/assets/entities/tenncare/attachments/operationalprotocol.pdf>.

In order for the TennCare Demonstration to continue past the expiration date, the State must request an extension no later than December 31, 2015. The duration of the extension being requested is July 1, 2016, through June 30, 2021. The extension application will request continuation of all existing authorities and waivers, including two key provisions of the Demonstration currently scheduled to end on or before June 30, 2016: a waiver of retroactive eligibility for enrollees and an expenditure authority for certain hospital pool payments.

The full public notice associated with this extension request, including a comprehensive description of the requested extension, is available on the TennCare website at <http://tn.gov/tenncare/article/extension-of-tenncare-demonstration>.

As required by 42 CFR § 431, Subpart G, the Bureau is providing the following opportunities to the public to comment on the extension request in person:

- A public hearing on November 18, 2015, at 10:00 a.m. CT in the Auditorium of the Nashville Public Library, 615 Church Street in Nashville.
- A public hearing on November 23, at 1:00 p.m. CT in Room 16 of Legislative Plaza, 301 6th Avenue North in Nashville.

Telephonic access to each hearing is available for individuals unable to attend in person. To register to participate in this hearing by telephone, please contact Jonathan Reeve by phone at (615) 507-6449 or by email at jonathan.reeve@tn.gov prior to the date of the hearing.

Individuals with disabilities or individuals with limited English proficiency who wish to participate in a hearing and who may require language or communication assistance to do so should contact Talley Olson of TennCare's Office of Civil Rights Compliance by phone at (855) 857-1673 or by email at HCFA.fairtreatment@tn.gov prior to the date of the hearing.

Members of the public who prefer to submit written comments may send them by mail to Mr. Darin Gordon, Director, Bureau of TennCare, 310 Great Circle Road, Nashville, Tennessee 37243, or by email to public.notice.tenncare@tn.gov.

Copies of this notice will be available in each county office of the Tennessee Department of Health. The last day of the public comment period is December 14, 2015.

Need free language help? Call 855-857-1673. Necesita ayuda con el idioma gratuita? Llame 855-857-1673.

Attn: Jonathan Reeve
To: STATE OF TN BUREAU OF TENNCARE

(Advertising) NOTICE Notice of Request to Extend t (Ref No: 798485)

P.O.#:

PUBLISHER'S AFFIDAVIT

State of Tennessee }
County of Knox } S.S

Before me, the undersigned, a Notary Public in and for said county, this day personally came Gayle Atkins first duly sworn, according to law, says that he/she is a duly authorized representative of The Knoxville News-Sentinel, a daily newspaper published at Knoxville, in said county and state, and that the advertisement of:

(The Above-Referenced)

of which the annexed is a copy, was published in said paper on the following date(s):

11/17/2015

and that the statement of account herewith is correct to the best of his/her knowledge, information, and belief.

Gayle Atkins

Subscribed and sworn to before me this 17th day of November 20 15

Ashley Breeden
Notary Public

My commission expires _____ 20 _____



MY COMMISSION EXPIRES
MAY 5 2019

Attn: Jonathan Reeve
To: STATE OF TN BUREAU OF TENNCARE

(Advertising) NOTICE Notice of Request to Extend t (Ref No: 798485)

P.O.#:

PUBLISHER'S AFFIDAVIT

State of Tennessee }
S.S.
County of Knox }

Before me, the undersigned, a Notary Public in and for said county, this day person Atkins first duly sworn, according to law, says that he/she is a duly authorized repre Knoxville News-Sentinel, a daily newspaper published at Knoxville, in said county a the advertisement of:

(The Above-Referenced)

of which the annexed is a copy, was published in said paper on the following date(s)

11/17/2015

and that the statement of account herewith is correct to the best of his/her knowledge and belief.

Wayne Atkins

Subscribed and sworn to before me this 17th day of November

Ashley Brunel
Notary Public

My commission expires _____ 20____

NOTICE

Notice of Request to Extend the TennCare II Demonstration

The Commissioner of the Tennessee Department of Finance and Administration is providing official notification, pursuant to 42 U.S.C. § 1315(d) and 42 C.F.R. Part 431, Subpart G, concerning intent to file an application with the Centers for Medicare and Medicaid Services (CMS) to extend the TennCare Demonstration.

TennCare is a Medicaid demonstration program that has operated under waivers of certain provisions of federal law since 1994, and that will expire on June 30, 2016. The principle being "demonstrated" by TennCare is that a state can organize its Medicaid program under a managed care model without spending more than the Medicaid program would have spent in the absence of the Demonstration and without compromising quality of care. A comprehensive description of the TennCare Demonstration is contained in the TennCare Operational Protocol, which is available on the TennCare website at <http://www.tn.gov/assets/entities/tenncare/attachments/operational-protocol.pdf>.

In order for the TennCare Demonstration to continue past the expiration date, the State must request an extension no later than December 31, 2015. The duration of the extension being requested is July 1, 2016, through June 30, 2021. The extension application will request continuation of all existing authorities and waivers, including two key provisions of the Demonstration currently scheduled to end on or before June 30, 2016: a waiver of retroactive eligibility for enrollees and an expenditure authority for certain hospital pool payments.

The full public notice associated with this extension request, including a comprehensive description of the requested extension, is available on the TennCare website at <http://tn.gov/tenncare/article/extension-of-tenncare-demonstration>.

As required by 42 CFR § 431, Subpart G, the Bureau is providing the following opportunities to the public to comment on the extension request in person:

- A public hearing on November 18, 2015, at 10:00 a.m. CT in the Auditorium of the Nashville Public Library, 615 Church Street in Nashville.
- A public hearing on November 23, at 1:00 p.m. CT in Room 16 of Legislative Plaza, 301 6th Avenue North in Nashville.

Telephonic access to each hearing is available for individuals unable to attend in person. To register to participate in this hearing by telephone, please contact Jonathan Reeve by phone at (615) 507-6449 or by email at jonathan.reeve@tn.gov prior to the date of the hearing.

Individuals with disabilities or individuals with limited English proficiency who wish to participate in a hearing and who may require language or communication assistance to do so should contact Talley Olson of TennCare's Office of Civil Rights Compliance by phone at (855) 857-1673 or by email at HCFA.fairtreatment@tn.gov prior to the date of the hearing.

Members of the public who prefer to submit written comments may send them by mail to Mr. Darin Gordon, Director, Bureau of TennCare, 310 Great Circle Road, Nashville, Tennessee 37243, or by email to public.notice.tenncare@tn.gov.

Copies of this notice will be available in each county office of the Tennessee Department of Health. The last day of the public comment period is December 14, 2015.

Need free language help? Call 855-857-1673. Necesita ayuda con el idioma gratuita? Llame 855-857-1673.

MY COMMISSION EXPIRES
MAY 5 2019

Notice of Request to Extend the TennCare II Demonstration

The Commissioner of the Tennessee Department of Finance and Administration is providing official notification, pursuant to 42 U.S.C. § 1315(d) and 42 C.F.R. Part 431, Subpart G, concerning intent to file an application with the Centers for Medicare and Medicaid Services (CMS) to extend the TennCare Demonstration.

TennCare is a Medicaid demonstration program that has operated under waivers of certain provisions of federal law since 1994, and that will expire on June 30, 2016. The principle being “demonstrated” by TennCare is that a state can organize its Medicaid program under a managed care model without spending more than the Medicaid program would have spent in the absence of the Demonstration and without compromising quality of care. A comprehensive description of the TennCare Demonstration is contained in the TennCare Operational Protocol, which is available on the TennCare website at <http://www.tn.gov/assets/entities/tenncare/attachments/operationalprotocol.pdf>.

In order for the TennCare Demonstration to continue past the expiration date, the State must request an extension no later than December 31, 2015. The duration of the extension being requested is July 1, 2016, through June 30, 2021. The extension application will request continuation of all existing authorities and waivers, including two key provisions of the Demonstration currently scheduled to end on or before June 30, 2016: a waiver of retroactive eligibility for enrollees and an expenditure authority for certain hospital pool payments.

The full public notice associated with this extension request, including a comprehensive description of the requested extension, is available on the TennCare website at <http://tn.gov/tenncare/article/extension-of-tenncare-demonstration>.

As required by 42 CFR § 431, Subpart G, the Bureau is providing the following opportunities to the public to comment on the extension request in person:

- A public hearing on November 18, 2015, at 10:00 a.m. CT in the Auditorium of the Nashville Public Library, 615 Church Street in Nashville.
- A public hearing on November 23, at 1:00 p.m. CT in Room 16 of Legislative Plaza, 301 6th Avenue North in Nashville.

Telephonic access to each hearing is available for individuals unable to attend in person. To register to participate in this hearing by telephone, please contact Jonathan Reeve by phone at (615) 507-6449 or by email at jonathan.reeve@tn.gov prior to the date of the hearing.

Individuals with disabilities or individuals with limited English proficiency who wish to participate in a hearing and who may require language or communication assistance to do so should contact Talley Olson of TennCare’s Office of Civil Rights Compliance by phone at (855) 857-1673 or by email at HCFA.fairtreatment@tn.gov prior to the date of the hearing.

Members of the public who prefer to submit written comments may send them by mail to Mr. Darin Gordon, Director, Bureau of TennCare, 310 Great Circle Road, Nashville, Tennessee 37243, or by email to public.notice.tennicare@tn.gov.

Copies of this notice will be available in each county office of the Tennessee Department of Health. The last day of the public comment period is December 14, 2015.

Need free language help? Call 855-857-1673. Necesita ayuda con el idioma gratuita? Llame 855-857-1673.

RECEIVED
2015 NOV 12 PM 12:31
SECRETARY OF STATE
PUBLICATIONS

Attachments

Attachment A
TennCare II Demonstration Amendments

TennCare II Demonstration Amendments to Date

Note regarding Amendments #9, #12, #15, #17, and #21: In 2010, the Tennessee General Assembly passed a one-year hospital assessment fee, which was used in part to avoid significant reductions in program operations that would have been required without the fee. Each year since 2010, this fee has come up for renewal in the General Assembly, and each time it has been approved for one more year. Because the state did not know whether the fee would be approved in any given year, and because massive program reductions would have been required by July 1 if the fee had not been renewed, the state was required to file Amendments with CMS to be ready if the reductions were necessary. (CMS generally requires 120 days to review Demonstration Amendments.) Each of these five Amendments was withdrawn following the passage of the hospital assessment fee for the year in which the Amendment was requested. The state did not file a similar Amendment in 2015 because of early indications that the fee would continue.

Number	Date Submitted to CMS	Major Changes Requested	Date Approved by CMS
#1	March 27, 2003	Remove the Stabilization Neutrality Cap implemented as part of the stabilization period in which MCOs would operate under non-risk contracts.	April 29, 2003
#2	February 18, 2005	<p>Close new enrollment into the Medically Needy category by non-pregnant adults and move those currently in the category at the end of their twelve month period of eligibility into another Medicaid category, if there was one for which they qualified.</p> <p>Close new enrollment into the Uninsured and Uninsurable categories for adults aged nineteen and older and move those currently in these categories into a Medicaid category, if there was one for which they qualified.</p> <p>Stop the practice of allowing TennCare adults aged nineteen and older who were leaving Medicaid to “roll over” into TennCare Standard if they qualified.</p>	March 24, 2005
#3	February 18, 2005	<p>Eliminate pharmacy coverage for TennCare Standard adults.</p> <p>Implement a “soft limit” on pharmacy coverage for non-institutionalized TennCare Medicaid adults of five prescriptions or refills per month, of which no more than two may be brand name drugs.</p>	June 8, 2005

Number	Date Submitted to CMS	Major Changes Requested	Date Approved by CMS
		<p>Implement a nominal copay of \$3.00 per brand name prescription or refill for TennCare Medicaid adults not in an exempt group.</p> <p>Remove the out-of-pocket maximum applied to copays paid by TennCare Standard enrollees with incomes above poverty.</p> <p>Eliminate adult dental coverage.</p> <p>Eliminate coverage of methadone clinic services for adults.</p>	
#4	September 1, 2005	<p>Re-establish an annual MCO change period.</p> <p>Eliminate coverage of benzodiazepines and barbiturates for adults.²⁰</p> <p>Implement a practice of suspending persons from TennCare for one year if they had been convicted of a TennCare crime such as selling drugs obtained through TennCare. <i>[No action by CMS on this request.]</i></p>	March 31, 2006
#5	May 21, 2006	Add a Standard Spend Down (SSD) Demonstration population of non-pregnant adults aged twenty-one or older who are aged, blind, disabled, or the caretaker relatives of Medicaid-eligible children (capped at 105,000 enrollees).	November 14, 2006
#6	May 19, 2008	Implement limitations on the coverage of home health and private duty nursing services for adults.	July 22, 2008
#7	October 2, 2008	Implement the CHOICES program offering managed LTSS to elderly adults and adults aged twenty-one or older with physical disabilities.	July 22, 2009
#8	September 28, 2009	Remove lifetime limits on inpatient and outpatient substance abuse treatment services, in order to ensure compliance with the Mental Health Parity requirements of the Emergency Economic Stabilization Act of 2008.	December 15, 2009

²⁰ Coverage of benzodiazepines and barbiturates for adults resumed on January 1, 2014, in accordance with Section 2502 of the Affordable Care Act.

Number	Date Submitted to CMS	Major Changes Requested	Date Approved by CMS
#9	February 3, 2010	Implement program reductions that would be needed without the passage of a hospital assessment fee for State Fiscal Year 2010-2011. <i>Withdrawn by the state upon passage of the hospital assessment fee and approval of Amendment #10.</i>	Withdrawn
#10	May 14, 2010	Add two new pools to be called the Unreimbursed Hospital Cost (UHC) Pool and the Public Hospital Supplemental Payment (PHSP) Pool. The Regional Medical Center in Memphis was originally the only participant in the PHSP.	June 30, 2010
#11	July 21, 2010	Add a second hospital—Metro General Hospital in Nashville—to the list of participants in the PHSP Pool. (See Amendment #10.)	December 16, 2010
#12	February 28, 2011	Implement program reductions that would be needed without the passage of a hospital assessment fee for State Fiscal Year 2011-2012. <i>Withdrawn by the state on May 5, 2011, after passage of the hospital assessment fee.</i>	Withdrawn
#13	December 15, 2011	Increase the enrollment cap of CHOICES 2 to a range of 8,500 to 12,500 in Demonstration Year 10 ²¹ and a range of 11,000 to 15,000 in Demonstration Year 11. ²² <i>On March 1, 2012, the part of this amendment that dealt with DY 10 was withdrawn. The part dealing with DY 11 was combined with Amendment #14.</i>	Withdrawn
#14	March 1, 2012	Open an Interim CHOICES 3 group ²³ in order to be able to preserve a pathway to eligibility for persons needing LTSS and to ensure compliance with the MOE provisions of ACA when the state revises its LOC criteria for NF admission.	June 15, 2012

²¹ DY 10 corresponds to the state's Fiscal Year 2011-2012.

²² DY 11 corresponds to the state's Fiscal Year 2012-2013.

²³ "Interim CHOICES 3" was a new category requested in Amendment #14. This category was composed of persons who were elderly and adults with physical disabilities who met the criteria for Nursing Facility placement that were in effect on June 30, 2012, but who did not meet the LOC criteria in effect on July 1, 2012.

Number	Date Submitted to CMS	Major Changes Requested	Date Approved by CMS
#15	March 1, 2012	Implement program reductions that would be needed without the passage of a hospital assessment fee for State Fiscal Year 2012-2013. <i>Withdrawn by the state on April 26, 2012, after passage of the hospital assessment fee.</i>	Withdrawn
#16	April 13, 2012	Ensure that the state is able to draw down the full Congressional Disproportionate Share Hospital (DSH) appropriation each year.	June 15, 2012
#17	February 4, 2013	Implement program reductions that would be needed without the passage of a hospital assessment fee for State Fiscal Year 2013-2014. <i>Withdrawn by the state on April 26, 2013, after passage of the hospital assessment fee.</i>	Withdrawn
#18	March 7, 2013	Add Assisted Care Living Facility (ACLF) services under certain circumstances to the list of benefits available to member of CHOICES 3 (including members of Interim CHOICES 3).	June 24, 2015
#19	April 26, 2013	Implement a nominal copayment of \$1.50 per generic prescription or refill for TennCare Medicaid and TennCare Standard enrollees who were already subject to a \$3.00 copayment for brand name prescriptions.	July 16, 2013
#20	December 17, 2013	Extend the end date for open enrollment in Interim CHOICES 3 from December 31, 2013, to June 30, 2015. Remove the Essential Access Hospital (EAH) pool from the list of pool payments subject to the annual cap of \$540 million, and increase the EAH pool to compensate for the end of Tennessee's DSH allotment. Add a third hospital—Erlanger Medical Center in Chattanooga—to the list of participants in the PHSP Pool. (See Amendments #10 and #11.)	Approval for Interim CHOICES 3 component: December 30, 2013 Approval for DSH and PHSP components: March 28, 2014
#21	January 27, 2014	Implement program reductions that would be needed without the passage of a hospital	Withdrawn

Number	Date Submitted to CMS	Major Changes Requested	Date Approved by CMS
		assessment fee for State Fiscal Year 2014-2015. <i>Withdrawn by the state on April 25, 2014, after passage of the hospital assessment fee.</i>	
#22	May 8, 2014	Implement maximum allowable copayments for inpatient stays (\$75), outpatient visits (\$4), and non-emergency use of the Emergency Department (\$8). ²⁴ There was also a request to be able to limit adult diapers to 200 per person per month, but the state agreed to address this issue through the MCOs' prior approval processes.	Pending
#23	July 28, 2014	Provide non-ambulatory services to presumptively eligible pregnant women and postpartum women.	September 5, 2014
#24	March 4, 2015	Add two new community-based residential alternative services to the menu of benefits covered by CHOICES: Community Living Supports (CLS) and Community Living Supports-Family Model (CLS-FM).	June 24, 2015
#25	Not submitted	Implement Tennessee Governor Bill Haslam's "Insure Tennessee" proposal, a two-year pilot program to extend coverage to low-income adults between the ages of 19 and 65.	N/A
#26	April 8, 2015	Extend the expenditure authority for hospital pool payments (i.e., Expenditure Authority #4 of the TennCare Demonstration) from December 31, 2015, to June 30, 2016.	December 11, 2015
#27	June 23, 2015	Implement Employment and Community First CHOICES, a new program of managed LTSS that delivers Home and Community Based Services (HCBS) to individuals with intellectual and developmental disabilities.	Pending
#28	October 8, 2015	End the SSD category and assist enrollees in that category in finding other coverage.	Pending
#29	Not submitted	Implement benefit reductions that would be required if Amendment #26 is not approved.	N/A

²⁴ These maximum amounts are applicable in managed care states that do not have fee-for-service payment rates.

Attachment B
CHOICES Special Study Report

CHOICES Special Study Report

Baseline, Re-Measurement Period 1 and Re-Measurement Period 2 Data

December 2015

**Division of Long Term Services & Supports
Bureau of TennCare
310 Great Circle Road
Nashville, Tennessee 37243**

Primary Special Study Question

What effects did the CHOICES program have on the use of institutional versus home and community-based services?

Background

CHOICES is an integrated Medicaid Managed Long Term Services and Supports (MMLTSS) program. The goals of the CHOICES program are to expand access to Home and Community Based Services (HCBS), rebalance LTSS expenditures between Nursing Facility (NF) services and HCBS, provide cost-effective HCBS as an alternative to institutional care, and delay or prevent the need for institutional placement.

In the CHOICES program, at-risk Managed Care Organizations (MCOs) coordinate physical and behavioral health and long-term services and supports for eligible members. Upon implementation in 2010, there were two groups comprising the total CHOICES population: Group 1, consisting of persons who received Medicaid-reimbursed care in a NF; and Group 2, consisting of persons age sixty-five (65) and older and adults age twenty-one (21) and older with physical disabilities who also met NF level of care, but elected to remain in the community and receive HCBS as an alternative to NF care.

CHOICES Group 3 was added on July 1, 2012 and consisted of persons age sixty-five (65) and older and adults age twenty-one (21) and older with physical disabilities that did not meet NF level of care but, in the absence of HCBS, were found to be “at-risk” of needing NF placement. Group 3 was implemented when the State changed its NF level of care (i.e., medical eligibility) criteria, targeting the more expensive NF benefit to individuals with higher acuity of need. The same standard which had previously been sufficient for approval of NF level of care—a single significant deficiency in activities of daily living—became the threshold for a new “At Risk” level of care—qualifying for HCBS, but not for NF services.

CHOICES Group 1 defines the entire population of NF care recipients. CHOICES Groups 2 and 3 define the population of HCBS recipients.

In Tennessee, there are three MCOs contracted with the Bureau of TennCare to provide long-term services and supports to CHOICES enrollees: Amerigroup, BlueCare, and United Healthcare Community Plan. During the study period, Amerigroup operated only in the middle region of the state. BlueCare operated in the eastern and western regions of the state. United Healthcare Community Plan operated in all 3 regions. Thus, there were two MCOs operating in each region.¹

¹ At the end of calendar year 2013, TennCare completed a competitive procurement, awarding three (3) statewide MCO contracts. Effective January 1, 2015, Amerigroup, BlueCare and United Healthcare Community Plan, all incumbents who won the procurement, operate statewide.

Evaluation Focus

This evaluation examines the impact of the CHOICES program on the Tennessee's long-term services and supports system during calendar years 2011, 2012 and 2013. This study reviewed the effects of CHOICES on rebalancing nursing facility (NF) and home and community based services (HCBS) participants, rebalancing NF and HCBS expenditures, the cost-effectiveness of HCBS versus NF services, and transitions from NF to HCBS as well as transitions from HCBS to NF. The study focuses on statewide changes in these areas as well as a comparison of performance across the TennCare MCOs over time.

Evaluation Design

The TennCare Division of Quality Oversight developed five separate study indicators to gather information about the effects of CHOICES on rebalancing NF and HCBS participants and expenditures and on transitions (see Attachment 1). The study indicators addressed Group 1 (NF residents) and Group 2 (HCBS recipients) CHOICES users during 1/1/11 – 12/31/11 (Baseline), and included Group 3 (HCBS recipients) CHOICES users for the last six months of 1/1/12 – 12/31/12 (Re-measurement Period 1) and 1/1/13 – 12/31/13 (Re-measurement Period 2). To be included in this study as a CHOICES user, individuals had to be members enrolled in CHOICES for a minimum of thirty (30) continuous days and continuously enrolled in the health plan during the measurement period with no more than one thirty (30) day gap in enrollment during each measurement period. TennCare obtained statewide and MCO information from interChange, the state's Medicaid Management Information System of record.

Results

1. NF vs. HCBS Participants

a. Member Months for NF Recipients

Statewide, member months for NF recipients as a percentage of all CHOICES member months decreased 15.76% and member months for HCBS participants as a percentage of all CHOICES member months increased 41.23% between 2011 and 2013 (see Attachment 2 for full data tables showing numerator and denominator values for each of the study indicators).² The average number of NF member months out of all CHOICES member months decreased from 72.35% to 60.95% within two years (-15.76%). Per MCO, decreases in the number of NF member months varied from 11.43% (BlueCare East) to 17.50% (UHC West) and 20.09% (BlueCare West) during this time period.

1a: Member months of eligible CHOICES NF users at the date of measurement ÷ Member months of all eligible CHOICES users at date of measurement

	Baseline	Year 1	% Change 2011-2012	Year 2	% Change 2011-2013
	1/1/2011-12/31/2011	1/1/2012-12/31/2012		1/1/2013-12/31/2013	
	Metric	Metric		Metric	
Statewide	72.35%	66.33%	-8.32%	60.95%	-15.76%
Amerigroup	70.42%	64.92%	-7.81%	59.38%	-15.68%
BlueCare East	69.67%	66.23%	-4.94%	61.71%	-11.43%
BlueCare West	71.27%	62.51%	-12.29%	56.95%	-20.09%
UHC East	75.56%	70.17%	-7.13%	65.22%	-13.68%
UHC Middle	71.15%	64.48%	-9.37%	58.87%	-17.26%
UHC West	75.56%	68.43%	-9.44%	62.34%	-17.50%

NOTE—All instances of “% Change” utilized the formula of (B-A)/A where “A” represents the initial year of measurement. The formula represents the amount of increase or decrease from the starting point.

² Note that the table depicts, as described in the narrative, member months by service setting as a percentage of total CHOICES member months, and not the percentage increase or decrease in each population, which for HCBS in particular, would be *significantly* higher. The CHOICES Baseline Data Report to CMS (reported on a program, rather than calendar year) shows a greater than 150% increase in HCBS participants during the first three program years (as of June 30, 2013), and a 15.8% decline in NF residents.

b. Member Months for NF Recipients

Following implementation in July 2012, Group 3 increased participation in HCBS for those individuals at risk of being placed in a NF during the latter half of 2012 and all of 2013. There was a corresponding increase in the percentage of HCBS member months out of all CHOICES member months, statewide (41.23%) and per MCO (ranging from 26.24%-BlueCare East to 49.84%-BlueCare West and 54.09%-UHC West).

1b: Member months of eligible CHOICES HCBS users at date of measurement ÷ Member months of all eligible CHOICES users at date of measurement

	Baseline	Year 1	% Change 2011-2012	Year 2	% Change 2011-2013
	1/1/2011-12/31/2011	1/1/2012-12/31/2012		1/1/2013-12/31/2013	
	Metric	Metric		Metric	
Statewide	27.65%	33.67%	21.77%	39.05%	41.23%
Amerigroup	29.58%	35.08%	18.59%	40.62%	37.32%
BlueCare East	30.33%	33.77%	11.34%	38.29%	26.24%
BlueCare West	28.73%	37.49%	30.49%	43.05%	49.84%
UHC East	24.44%	29.83%	22.05%	34.78%	42.31%
UHC Middle	28.85%	35.52%	23.12%	41.13%	42.56%
UHC West	24.44%	31.57%	29.17%	37.66%	54.09%

2. NF vs. HCBS Expenditures

NF services accounted for 87.67% of total long term care expenditures in Tennessee during 2011, and decreased to 78.23% of total long term care expenditures in 2013, amounting to a 10.77% shift from NF to HCBS expenditures over two years. Among the MCOs, the shift in expenditures from NF to HCBS varied from 7.98% (UHC East) to 11.62% (UHC West) and 14.58% (BlueCare West) from Baseline to Year 2.

2a: Dollar amount of all CHOICES expenditures for NF services ÷ Total dollar amount of CHOICES expenditures for both NF and HCBS services

	Baseline	Year 1	% Change 2011-2012	Year 2	% Change 2011-2013
	1/1/2011-12/31/2011	1/1/2012-12/31/2012		1/1/2013-12/31/2013	
	Metric	Metric		Metric	
Statewide	87.67%	82.35%	-6.07%	78.23%	-10.77%
Amerigroup	85.33%	78.70%	-7.77%	75.49%	-11.53%
BlueCare East	87.96%	83.63%	-4.92%	80.85%	-8.08%
BlueCare West	86.70%	77.58%	-10.52%	74.06%	-14.58%
UHC East	90.06%	86.49%	-3.96%	82.87%	-7.98%
UHC Middle	86.73%	82.19%	-5.23%	76.78%	-11.47%
UHC West	88.32%	84.13%	-4.74%	78.06%	-11.62%

There were corresponding increases in HCBS expenditures statewide (76.56%) and per MCO (ranging from 59.05%-UHC East to 87.84%-UHC West and 95.04%-BlueCare West). The addition of Group 3 in July 2012 catalyzed a shift toward HCBS in the way long term care dollars were spent in Tennessee during the measurement period.

2b: Dollar amount of all CHOICES expenditures for HCBS services ÷ Total dollar amount of CHOICES expenditures for both NF and HCBS services

	Baseline	Year 1	% Change 2011-2012	Year 2	% Change 2011-2013
	1/1/2011-12/31/2011	1/1/2012-12/31/2012		1/1/2013-12/31/2013	
	Metric	Metric		Metric	
Statewide	12.33%	17.65%	43.15%	21.77%	76.56%
Amerigroup	14.67%	21.30%	45.19%	24.51%	67.08%
BlueCare East	12.04%	16.37%	35.96%	19.15%	59.05%
BlueCare West	13.30%	22.42%	68.57%	25.94%	95.04%
UHC East	9.94%	13.51%	35.92%	17.13%	72.33%
UHC Middle	13.27%	17.81%	34.21%	23.22%	74.98%
UHC West	11.68%	15.87%	35.87%	21.94%	87.84%

3. NF vs. HCBS Cost Effectiveness

a. NF and HCBS Combined Per Member Per Month (PMPM) Expenditures

Statewide, an average of \$2,895.53 was spent per month per CHOICES member (expenditures for both NF and HCBS combined) in 2011. This amount decreased to \$2,775.56 in 2013, representing an overall decrease of \$119.97 (or 4.14% reduction) in monthly spending on each CHOICES member over two years.³

Among the MCOs, average savings per CHOICES member (NF and HCBS) combined ranged from \$101.87 PMPM (BlueCare East, with a 3.60% decrease in expenditures over two years) to \$194.97 (UHC Middle, with a 6.70% decrease in expenditures over two years). Only one MCO, Amerigroup, had an increased PMPM expenditure of \$126.01, or a 4.65% change in total expenditures between 2011 and 2013. Amerigroup demonstrated the largest increase in expenditures for NF, HCBS, and total expenditures (NF + HCBS); however, they began at a lower cost per person and with the exception of HCBS, were more in line with other MCOs during the second measurement period.

3a: Total dollar amount of CHOICES expenditures for NF and HCBS services ÷ Member months of all eligible CHOICES users at time of measurement

	Baseline	Year 1	% Change 2011-2012	Year 2	% Change 2011-2013
	1/1/2011-12/31/2011	1/1/2012-12/31/2012		1/1/2013-12/31/2013	
	Metric	Metric		Metric	
Statewide	\$ 2,895.53	\$ 2,792.43	-3.56%	\$ 2,775.56	-4.14%
Amerigroup	\$ 2,709.71	\$ 2,886.51	6.52%	\$ 2,835.72	4.65%
BlueCare East	\$ 2,826.99	\$ 2,711.72	-4.08%	\$ 2,725.12	-3.60%
BlueCare West	\$ 3,005.30	\$ 2,849.33	-5.19%	\$ 2,813.76	-6.37%
UHC East	\$ 2,903.47	\$ 2,761.43	-4.89%	\$ 2,720.41	-6.30%
UHC Middle	\$ 2,908.46	\$ 2,715.80	-6.62%	\$ 2,713.49	-6.70%
UHC West	\$ 3,061.54	\$ 2,859.89	-6.59%	\$ 2,871.67	-6.20%

³ Both NF and HCBS rates of reimbursement are set by the State, so reductions would be based on changes in utilization of LTSS—primarily, members choosing more cost-effective HCBS over NF services.

b. NF PMPM Expenditures Only

An average of \$3,508.68 was spent per month per NF member in 2011. This amount decreased to \$3,466.98 in 2012 but increased to \$3,562.54 in 2013, representing an increase of \$53.86 (or 1.54%) in spending from 2011 to 2013 per month for each NF member. During this time, there were fewer individuals receiving NF services, but the cost of providing NF services to those individuals was higher. This is a function of the cost-based reimbursement system for NF services, and the higher costs that are ostensibly related to higher acuity levels of persons served in NFs.⁴

NF service expenditures varied less than 1% between 2011 and 2013 for all MCOs except for Amerigroup, who experienced an increase of 9.81%. It is possible that Amerigroup members who left the NF to receive HCBS were mostly short term stay patients or those with lesser support needs, leaving those with very high acuity behind.

3b: Dollar amount of all CHOICES expenditures for NF services ÷ Member months of eligible CHOICES NF users at the date of measurement

	Baseline	Year 1	% Change 2011-2012	Year 2	% Change 2011-2013
	1/1/2011-12/31/2011	1/1/2012-12/31/2012		1/1/2013-12/31/2013	
	Metric	Metric		Metric	
Statewide	\$ 3,508.68	\$ 3,466.98	-1.19%	\$ 3,562.54	1.54%
Amerigroup	\$ 3,283.21	\$ 3,499.49	6.59%	\$ 3,605.30	9.81%
BlueCare East	\$ 3,569.09	\$ 3,424.16	-4.06%	\$ 3,570.28	0.03%
BlueCare West	\$ 3,655.77	\$ 3,536.49	-3.26%	\$ 3,659.53	0.10%
UHC East	\$ 3,460.80	\$ 3,403.56	-1.65%	\$ 3,456.75	-0.12%
UHC Middle	\$ 3,545.31	\$ 3,461.74	-2.36%	\$ 3,538.84	-0.18%
UHC West	\$ 3,578.50	\$ 3,515.60	-1.76%	\$ 3,595.96	0.49%

⁴ The increase in acuity of persons served in NFs is attributable both to effective diversion and transition practices implemented in CHOICES, as well as changes in NF level of care criteria effective July 1, 2012, that were specifically intended to target NF services to persons with higher acuity of need, while offering HCBS to persons “at risk” of NF placement.

c. HCBS PMPM Expenditures Only

An average of \$1,291.29 was spent per month per HCBS member in 2011. This amount increased to \$1,463.55 in 2012 (13.34%) and then to \$1,547.43 in 2013, representing an overall increase of \$256.14, or 19.84%, over a two-year period. Individuals diverted from the NF during Year 1 may have been those individuals with fairly low needs for supports in the community, who could be assisted with low to moderate growth in the cost of service provision.

During Year 2, TennCare raised its NF level of care criteria, targeting NF services to persons with higher acuity of need, and diverting nearly 20% of persons who would have formerly been served in a NF to the community. Thus, members participating in HCBS had higher acuity of need, and required more expensive or additional supports than those targeted for diversion the previous year. The new standards were effective on July 1, 2012, or half of the measurement period in Year 1 and all of the measurement period in Year 2. Amerigroup had the largest per member HCBS expenditure growth (27.29%) followed by BlueCare (24.48%-East and 21.83%-West). UHC had the smallest increase in per member HCBS expenditures (13.46%-East, 14.31%-West, and 14.51%-Middle).

3c: Dollar amount of all CHOICES expenditures for HCBS services ÷ Member months of eligible CHOICES HCBS users at the date of measurement

	Baseline	Year 1	% Change 2011-2012	Year 2	% Change 2011-2013
	1/1/2011-12/31/2011	1/1/2012-12/31/2012		1/1/2013-12/31/2013	
	Metric	Metric		Metric	
Statewide	\$ 1,291.29	\$ 1,463.55	13.34%	\$ 1,547.43	19.84%
Amerigroup	\$ 1,344.14	\$ 1,752.32	30.37%	\$ 1,710.90	27.29%
BlueCare East	\$ 1,122.02	\$ 1,314.53	17.16%	\$ 1,363.06	21.48%
BlueCare West	\$ 1,391.31	\$ 1,703.69	22.45%	\$ 1,695.08	21.83%
UHC East	\$ 1,180.74	\$ 1,250.62	5.92%	\$ 1,339.65	13.46%
UHC Middle	\$ 1,337.89	\$ 1,361.57	1.77%	\$ 1,532.02	14.51%
UHC West	\$ 1,463.42	\$ 1,438.27	-1.72%	\$ 1,672.86	14.31%

d. NF vs HCBS Cost-Effectiveness Comparisons

1) PMPM Expenditure Savings in HCBS

Across all of the MCOs and across all measured years, HCBS were more cost-effective than NF services. With changes in NF level of care beginning the second half of Year 1 that diverted members with higher acuity from a NF to the community, the difference between NF and HCBS expenditures decreased; however, statewide and for most of the MCOs, the PMPM NF expenditures exceeded HCBS expenditures by more than \$2,000 in each of the measured years. The exception was for the MCOs in the west that had NF expenditures exceeding HCBS expenditures by more than \$1,800 PMPM in Year 1 and Year 2.

3d: Dollar amount difference between the PMPM cost of NF services and HCBS (NF PMPM–HCBS PMPM)

	Baseline	Year 1	% Change 2011-2012	Year 2	% Change 2011-2013
	1/1/2011-12/31/2011	1/1/2012-12/31/2012		1/1/2013-12/31/2013	
	Metric	Metric		Metric	
Statewide	\$2,217.39	\$2,003.43	-9.65%	\$2,015.11	-9.12%
Amerigroup	\$1,939.07	\$1,747.17	-9.90%	\$1,894.40	-2.30%
BlueCare East	\$2,447.07	\$2,109.63	-13.79%	\$2,207.22	-9.80%
BlueCare West	\$2,264.46	\$1,832.80	-19.06%	\$1,964.45	-13.25%
UHC East	\$2,280.06	\$2,152.94	-5.58%	\$2,117.10	-7.15%
UHC Middle	\$2,207.42	\$2,100.17	-4.86%	\$2,006.82	-9.09%
UHC West	\$2,115.08	\$2,077.33	-1.78%	\$1,923.10	-9.08%

2) Percentage of PMPM Expenditure Savings in HCBS

CHOICES NF PMPM expenditures exceeded HCBS PMPM expenditures by a significant amount. With only a single exception, in all measured years and across all MCOs, NF PMPM expenditures were more than twice the amount of HCBS expenditures (NF > 100% higher than HCBS). In Year 1 for Amerigroup, NF PMPM expenditures were less than one half of one percent shy of doubling HCBS expenditures. The percentage of NF PMPM expenditures over HCBS expenditures decreased in Year 1 with the diversion of individuals with higher acuity needs to HCBS, but NF PMPM expenditures were still greater than 130% higher than HCBS expenditures in both Years 1 and 2.

3e: Percentage by which PMPM NF expenditures exceeded PMPM HCBS expenditures {metric= (NF-HCBS)/HCBS}

	Baseline	Year 1	% Change 2011-2012	Year 2	% Change 2011-2013
	1/1/2011-12/31/2011	1/1/2012-12/31/2012		1/1/2013-12/31/2013	
	Metric	Metric		Metric	
Statewide	171.72%	136.89%	-20.28%	130.22%	-24.17%
Amerigroup	144.26%	99.71%	-30.88%	110.73%	-23.25%
BlueCare East	218.10%	160.49%	-26.41%	161.93%	-25.75%
BlueCare West	162.76%	107.58%	-33.90%	115.89%	-28.80%
UHC East	193.10%	172.15%	-10.85%	158.03%	-18.16%
UHC Middle	164.99%	154.25%	-6.51%	130.99%	-20.61%
UHC West	144.53%	144.43%	-0.07%	114.96%	-20.46%

4. NF to HCBS Transitions

a. All NF to HCBS Transitions

Transitions of NF members to HCBS increased over time on a statewide basis. Of NF members, transitions to HCBS increased from 3.42% during 2011 to 4.10% of those eligible for CHOICES NF services during 2012, and then to 4.18% during 2013. Between 2011 and 2013, there was a 22.22% increase in the transitions from NF residents to HCBS.

The increase in NF to HCBS transitions during the special study period is largely accounted for by the performance of BlueCare East and BlueCare West. Among the MCOs, BlueCare East increased their transitions 55.50% during Year 1, and 106.50% by Year 2. However, Blue Care East started with the lowest number of transitions (79) during 2011 (see Attachment A), so it had farther to go in order to reach the transition levels achieved by the other MCOs. BlueCare West had the second highest percentage of change for both years, at 30.82% and 24.26%, respectively. It also had a low number of transitions during the baseline year (87). Amerigroup's transition increases (20.95% in 2011 and 19.83% in 2012) were very close to the statewide increases over time (19.88% after Year 1 and 22.22% after Year 2). UHC Middle increased their transitions by 29.48% between 2011 and 2012 but only increased 0.74% between 2011 and 2013, which likely constrained the total increase of NF to HCBS transitions over this time period. During Year 1, UHC Middle actually had more transitions from NF to HCBS out of all NF eligible members than the other MCOs. The following year, they had returned to the baseline transition rate. The remainder of the UHC Middle NF members in 2012 may not have been appropriate for transition following a very thorough campaign to transition individuals to HCBS during 2011.

4a: Number of unique CHOICES users who transitioned from NF to HCBS ÷ Average number of unique users eligible for CHOICES NF services during the measurement period

	Baseline	Year 1	% Change 2011-2012	Year 2	% Change 2011-2013
	1/1/2011-12/31/2011	1/1/2012-12/31/2012		1/1/2013-12/31/2013	
	Metric	Metric		Metric	
Statewide	3.42%	4.10%	19.88%	4.18%	22.22%
Amerigroup	3.58%	4.33%	20.95%	4.29%	19.83%
BlueCare East	2.00%	3.11%	55.50%	4.13%	106.50%
BlueCare West	3.05%	3.99%	30.82%	3.79%	24.26%
UHC East	3.72%	4.01%	7.80%	4.37%	17.47%
UHC Middle	4.07%	5.27%	29.48%	4.10%	0.74%
UHC West	3.99%	3.86%	-3.26%	4.31%	8.02%

b. NF to HCBS Transitions with a Minimum 90-day Retention in the Community

Of those CHOICES members who transitioned from a NF to HCBS *and* received HCBS for 90 days or longer, the percentage of transitions to HCBS statewide increased from 2.13% to 2.61% during the first year and returned to 2.13% during the second year. Over the study period, the percentage of HCBS members remaining in the community for 90 days or longer increased 22.54% on a statewide basis between 2011 and 2012, and did not change between 2011 and 2013. This may have resulted from the population of members eligible for NF services declining over time and the acuity of remaining residents increasing, resulting in individuals with more complex care needs transitioning.

After Year 1, transitions from a NF to HCBS for 90 days or longer increased by a range of 12.37% (BlueCare West) to 49.22% (UHC Middle) for all but one MCO (UHC West), who only experienced a 0.74% increase. Following Year 2, only BlueCare East showed an increase (85.27%) since 2011. Of BlueCare East NF members, transitions to HCBS lasting for 90 days or longer increased from 1.29% to 1.52% between 2011 and 2012, and then increased to 2.39% out of those eligible for NF services. BlueCare West had a 1.61% increase and UHC East had a 1.48% decrease in the number of members with transitions to HCBS lasting 90 days or longer. Amerigroup, UHC Middle, and UHC West all experienced decreases from 2011 to 2013 (12.29%, 12.40%, and 20.45%, respectively). This may have resulted from some MCOs selecting the most obvious candidates for successful transition during the first year, and later (particularly once NF level of care criteria changed and more people were diverted from NF placement to the community) finding that the remaining population had more complex requirements for community support.

4b: Number of CHOICES users who transition from NF to HCBS and remain in HCBS for 90 days or longer ÷ Average number of unique users eligible for CHOICES NF services during the measurement period

	Baseline	Year 1	% Change 2011-2012	Year 2	% Change 2011-2013
	1/1/2011-12/31/2011	1/1/2012-12/31/2012		1/1/2013-12/31/2013	
	Metric	Metric		Metric	
Statewide	2.13%	2.61%	22.54%	2.13%	0.00%
Amerigroup	2.36%	2.75%	16.53%	2.07%	-12.29%
BlueCare East	1.29%	1.52%	17.83%	2.39%	85.27%
BlueCare West	1.86%	2.09%	12.37%	1.89%	1.61%
UHC East	2.03%	2.64%	30.05%	2.00%	-1.48%
UHC Middle	2.58%	3.85%	49.22%	2.26%	-12.40%
UHC West	2.69%	2.71%	0.74%	2.14%	-20.45%

5. HCBS to NF Transitions

a. ALL HCBS to NF Transitions

Statewide, HCBS to NF transitions decreased 9.01% between 2011 and 2012, but increased 13.25% between 2011 and 2013. Some of this increase may be attributed to the certain operational practices that were part of implementing NF level of care criteria changes and the new CHOICES Group 3 population of persons “at risk” of NF placement. At the inception of the new CHOICES 3 at-risk group, if a NF applicant was found not to meet NF level of care, but met the at-risk level of care criteria, he or she was approved for HCBS and enrolled in CHOICES Group 3, subject to all other applicable enrollment criteria. If, during the initial comprehensive assessment by an MCO (or anytime thereafter) a determination was made that the person’s needs could not be safely met in the community, a transition to NF was then completed.⁵

With this caveat, only Amerigroup improved in terms of HCBS to NF transitions over time, experiencing a decrease of 4.48% between 2011 and 2013. Of the Amerigroup HCBS members, 12.94% transitioned to NFs in 2011 while 12.36% transitioned in 2013. BlueCare East, BlueCare West, and UHC East experienced the greatest increase transitions from HCBS to NF from 2011 to 2013, at 22.50%, 23.20%, and 28.37%, respectively. UHC Middle and UHC West experienced the smallest increases (8.11% and 11.34%, respectively) among the MCOs after two years.

5a: Number of unique CHOICES users who transitioned from HCBS to NF ÷ Average number of unique users eligible at any time for CHOICES HCBS during the measurement period

	Baseline	Year 1	% Change 2011-2012	Year 2	% Change 2011-2013
	1/1/2011-12/31/2011	1/1/2012-12/31/2012		1/1/2013-12/31/2013	
	Metric	Metric		Metric	
Statewide	11.32%	10.30%	-9.01%	12.82%	13.25%
Amerigroup	12.94%	7.91%	-38.87%	12.36%	-4.48%
BlueCare East	11.60%	13.97%	20.43%	14.21%	22.50%
BlueCare West	8.45%	8.99%	6.39%	10.41%	23.20%
UHC East	13.43%	11.05%	-17.72%	17.24%	28.37%
UHC Middle	10.85%	10.40%	-4.15%	11.73%	8.11%
UHC West	9.35%	9.13%	-2.35%	10.41%	11.34%

⁵ Changes were implemented in 2014 that include the assessment of safety *before* determining level of care, helping to ensure the most appropriate services and setting prior to initial enrollment in CHOICES. In addition, since 2014, persons are only enrolled into Group 3 after indicating that they do, in fact, want to begin receiving HCBS.

b. HCBS to NF Transitions with a Less Than 90-day NF Stay

While transitions from HCBS to short-term (i.e., less than 90-day) NF stays statewide increased slightly (2.36%) between 2011 and 2012, they ultimately increased 16.51% between 2011 and 2013. Across MCOs, there was great variance between 2011 and 2012, ranging from an increase of 37.86% (BlueCare East) to a decrease of 32.63% (Amerigroup). Between 2011 and 2013, there was an increase for all MCOs except Amerigroup (with a decrease since 2011 of 8.64%), from 14.35% (UHC Middle) to 51.18% (UHC West). With the increase of 51.18%, UHC West contributed significantly to the increase of these transitions. This data suggests both that MCOs may be making effective use of short-term NF stays to address post-acute care needs with transition back to HCBS as soon as possible, and also that individuals may be remaining in the community for as long as possible before being placed in a NF—when their care needs dictate a more intensive setting at end of life.

5b: Number of unique CHOICES users who transitioned from HCBS to NF for and remained in NF for less than 90 days ÷ Average number of unique users eligible at any time for CHOICES HCBS during the measurement period

	Baseline	Year 1	% Change 2011-2012	Year 2	% Change 2011-2013
	1/1/2011-12/31/2011	1/1/2012-12/31/2012		1/1/2013-12/31/2013	
	Metric	Metric		Metric	
Statewide	4.24%	4.34%	2.36%	4.94%	16.51%
Amerigroup	5.21%	3.51%	-32.63%	4.76%	-8.64%
BlueCare East	4.20%	5.79%	37.86%	5.32%	26.67%
BlueCare West	2.96%	3.84%	29.73%	3.49%	17.91%
UHC East	5.27%	4.54%	-13.85%	6.61%	25.43%
UHC Middle	4.18%	4.47%	6.94%	4.78%	14.35%
UHC West	2.97%	3.70%	24.58%	4.49%	51.18%

c. HCBS to NF Transitions with a 90 to 179-day NF Stay

Statewide, transitions from HCBS to NF resulting in NF stays between 90 and 179 days (an intermediate-term stay) decreased by 18.95% between 2011 and 2012 and increased 4.90% from 2011 to 2013. Among the MCOs, all three UHC regions experienced decreased transitions of this type between 2011 and 2012, and increased transitions between 2011 and 2013 (although UHC Middle's increase was very small at 1.00% versus UHC West at 8.70% and UHC East at 18.11%). BlueCare East experienced increased transitions from HCBS to intermediate NF stays during both years (an increase of 28.62% between 2011 and 2012 and 18.52% between 2011 and 2013). BlueCare West and Amerigroup experienced decreases in transitions to intermediate NF stays during both periods (35.14% and 12.16% for BlueCare West and 44.74% and 5.26% for Amerigroup). As previously noted, this may have resulted from the higher acuity of persons being served in the community over the study period.

5c: Number of unique CHOICES users who transitioned from HCBS to NF and remained in NF between 90 and 179 days ÷ Average number of unique users eligible at any time for CHOICES HCBS during the measurement period

	Baseline	Year 1	% Change 2011-2012	Year 2	% Change 2011-2013
	1/1/2011-12/31/2011	1/1/2012-12/31/2012		1/1/2013- 12/31/2013	
	Metric	Metric		Metric	
Statewide	3.06%	2.48%	-18.95%	3.21%	4.90%
Amerigroup	3.04%	1.68%	-44.74%	2.88%	-5.26%
BlueCare East	2.97%	3.82%	28.62%	3.52%	18.52%
BlueCare West	2.96%	1.92%	-35.14%	2.60%	-12.16%
UHC East	3.70%	2.62%	-29.19%	4.37%	18.11%
UHC Middle	2.99%	2.53%	-15.38%	3.02%	1.00%
UHC West	2.53%	2.23%	-11.86%	2.75%	8.70%

d. HCBS to NF Transitions with a greater than 180-day NF Stay

The change between 2011 and 2012 on a statewide basis for those transitioning from HCBS to NF and staying for 180 days or longer (a long-term stay) was a decrease of 13.32%. Between 2011 and 2013, there was an increase of 16.21%. Among the MCOs, Amerigroup experienced a decrease of 42.00% between 2011 and 2012 and a nominal (0.64%) increase between 2011 and 2013. BlueCare West was the only MCO that experienced an increase in transitions to long term NF stays during both Years 1 and 2, with an increase of 28.06% between 2011 and 2012 and 70.75% between 2011 and 2013, contributing to the overall increase of these transitions over time. BlueCare East experienced a decrease of 1.81% over the first year and an increase of 21.22% between Baseline and Year 2. All of the UHC regions experienced a decrease during the first year (ranging from 7.61%-UHC Middle, 12.78%-UHC East, and UHC West-16.93%), but only UHC West experienced a decrease after the second year (17.45%). UHC Middle and UHC East experienced increases, 6.52% and 40.46%, respectively.

5d: Number of unique CHOICES users who transitioned from HCBS to NF and remained in NF for 180 days or longer ÷ Average number of unique users eligible at any time for CHOICES HCBS during the measurement period

	Baseline	Year 1	% Change 2011-2012	Year 2	% Change 2011-2013
	1/1/2011-12/31/2011	1/1/2012-12/31/2012		1/1/2013- 12/31/2013	
	Metric	Metric		Metric	
Statewide	4.01%	3.48%	-13.32%	4.66%	16.21%
Amerigroup	4.69%	2.72%	-42.00%	4.72%	0.64%
BlueCare East	4.43%	4.35%	-1.81%	5.37%	21.22%
BlueCare West	2.53%	3.24%	28.06%	4.32%	70.75%
UHC East	4.46%	3.89%	-12.78%	6.26%	40.46%
UHC Middle	3.68%	3.40%	-7.61%	3.92%	6.52%
UHC West	3.84%	3.19%	-16.93%	3.17%	-17.45%

Conclusions

For most of the study indicators, the effects of the CHOICES program on the use of institutional versus home and community-based services produced the expected results. The introduction of changes in NF level of care criteria (to be more in line with other states) midway through Year 1 of the study period impacted certain measures by increasing the acuity of need of persons served in NFs and in the community; but nonetheless, helped move the program forward in advancing its goals.

The data for 2011 through 2013 shows a decrease in member months for NF services and an increase in member months for HCBS over this time period, leading to a rebalancing of LTSS spending. Member months for NF recipients as a percentage of all CHOICES member months decreased by 15.76% among CHOICES members from 2011 to 2013. Member months for HCBS increased by 41.23% during the study period. Total expenditures for NF services decreased 10.77% while those for HCBS increased 76.56% over the course of the study period.

The CHOICES program expanded access to HCBS in a system where there had previously been fewer alternatives to NF placement. Once more cost-effective HCBS were made widely available to TennCare members, participation in and expenditures for HCBS increased, resulting in an overall decrease of \$119.97 in monthly spending on each CHOICES member during this time period, including NF residents, even though the average PMPM cost of providing NF services increased. The savings were achieved not by reducing the amount of services that people in HCBS receive, but rather by serving more people, based on their setting of preference, in more cost-effective HCBS rather than in a NF.

Across all of the MCOs and across all measured years, HCBS were more cost-effective than NF services. Statewide and for most of the MCOs, the NF PMPM expenditures exceeded HCBS expenditures by more than \$2,000 in each of the measured years. For the remaining MCOs, NF expenditures exceeded HCBS expenditures by more than \$1,800. With only a single exception, in all measured years and across all MCOs, NF PMPM expenditures were more than twice the amount of HCBS expenditures (NF>100% higher than HCBS).

The data also indicates that transitions from NFs to HCBS increased 22.22% over two years. During 2012, MCOs ostensibly chose individuals who were more easily transitioned to HCBS, reflecting a statewide increase in the number of transitions to HCBS lasting for 90 days or more. During 2013, that percentage returned to 2011 levels, as those members still residing in the NFs, presumably with higher acuity, comprised the available population from which MCOs could transition their members. This phenomenon also impacted HCBS to NF transitions, causing a statewide decrease during 2012, and an increase during 2013, with transitions from HCBS to NF increasing 13.25% from 2011 to 2013.

By expanding access to Home and Community Based Services (HCBS), CHOICES has catalyzed a shift in utilization and expenditures for NF services to HCBS. CHOICES also helped the state avoid expenditures by promoting the use of less-expensive HCBS while still providing NF care for individuals who require those services, allowing significantly more people to be served over time. It also follows that the increased participation in HCBS will delay or prevent the need for institutional placement. We anticipate that CHOICES will continue to rebalance LTSS delivery in the future away from NF services and toward HCBS, as more people choose to receive cost-effective care in the community.

Attachment 1: Measurement Methodologies

The five study indicators were as follows:

1. NF Service Recipients vs. HCBS Participants
 - a. $\frac{\text{Member months of eligible CHOICES users in Group 1 at the date of measurement}}{\text{Member months of all eligible CHOICES users at date of measurement}}$
 - b. $\frac{\text{Member months of eligible CHOICES users in Group 2 and 3 at date of measurement}}{\text{Member months of all eligible CHOICES users at date of measurement}}$
2. NF vs. HCBS Expenditures
 - a. $\frac{\text{Dollar amount of all CHOICES expenditures for Group 1 services to Group 1 users}}{\text{Total dollar amount of CHOICES expenditures for Group 1, 2, and 3 services to CHOICES users}}$
 - b. $\frac{\text{Dollar amount of all CHOICES expenditures for Group 2 and 3 services to Group 2 and 3 users}}{\text{Total dollar amount of CHOICES expenditures for Group 1, 2, and 3 services to CHOICES users}}$
3. NF vs. HCBS Cost Effectiveness
 - a. $\frac{\text{Total dollar amount of CHOICES expenditures for Group 1, 2, and 3 users}}{\text{Member months of all eligible CHOICES users at time of measurement}}$
 - b. $\frac{\text{Dollar amount of all CHOICES expenditures for Group 1 services to Group 1 users}}{\text{Member months of eligible CHOICES users in Group 1 at the date of measurement}}$
 - c. $\frac{\text{Dollar amount of all CHOICES expenditures for Group 2 and 3 services to Group 2 and 3 users}}{\text{Member months of eligible CHOICES users in Group 2 and 3 at the date of measurement}}$
 - d. Dollar amount of the PMPM cost of NF services – the PMPM cost of HCBS
 - e. $\frac{\text{Dollar amount of the PMPM cost of NF services} - \text{the PMPM cost of HCBS}}{\text{the PMPM cost of HCBS}}$
4. HCBS to NF Transitions
 - a. $\frac{\text{Number of unique CHOICES users who transitioned from Group 1 to Group 2 and 3}}{\text{Average number of unique CHOICES Group 1 members during the measurement period}}$
 - b. $\frac{\text{Number of unique CHOICES users who transitioned from Group 1 to Group 2 and 3 and remain in Group 2 or 3 for 90 days or longer}}{\text{Average number of unique CHOICES Group 1 members during the measurement period}}$
5. NF to HCBS Transitions
 - a. $\frac{\text{Number of unique CHOICES users who transitioned from Group 2 and 3 to Group 1}}{\text{Average number of unique CHOICES Group 2 and 3 members during the measurement period}}$
 - b. $\frac{\text{Number of unique CHOICES users who transitioned from Group 2 and 3 to Group 1 and remained in Group 1 for less than 90 days}}{\text{Average number of unique CHOICES Group 2 and 3 members during the measurement period}}$
 - c. $\frac{\text{Number of unique CHOICES users who transitioned from Group 2 and 3 to Group 1 and remained in Group 1 between 90 and 179 days}}{\text{Average number of unique CHOICES Group 2 and 3 members during the measurement period}}$
 - d. $\frac{\text{Number of unique CHOICES users who transitioned from Group 2 and 3 to Group 1 and remained in Group 1 for 180 days or longer}}{\text{Average number of unique CHOICES Group 2 and 3 members during the measurement period}}$

Attachment 2: Full Data Tables

1a: Member months of eligible CHOICES users in NF at the date of measurement ÷ Member months of all eligible CHOICES users at date of measurement

	Baseline			Year 1			% Change 2011-2012	Year 2			% Change 2011-2013
	1/1/2011-12/31/2011			1/1/2012-12/31/2012				1/1/2013-12/31/2013			
	Num	Den	Metric	Num	Den	Metric		Num	Den	Metric	
Statewide	273,814	378,467	72.35%	261,627	394,430	66.33%	-8.32%	239,786	393,440	60.95%	-15.76%
Amerigroup	43,291	61,472	70.42%	42,396	65,309	64.92%	-7.81%	38,307	64,516	59.38%	-15.68%
BlueCare East	47,310	67,902	69.67%	44,316	66,913	66.23%	-4.94%	40,703	65,959	61.71%	-11.43%
BlueCare West	34,182	47,958	71.27%	33,381	53,403	62.51%	-12.29%	32,316	56,748	56.95%	-20.09%
UHC East	59,101	78,221	75.56%	55,948	79,727	70.17%	-7.13%	51,027	78,239	65.22%	-13.68%
UHC Middle	47,476	66,727	71.15%	44,831	69,525	64.48%	-9.37%	39,848	67,685	58.87%	-17.26%
UHC West	42,454	56,187	75.56%	40,755	59,553	68.43%	-9.44%	37,585	60,293	62.34%	-17.50%

1b: Member months of eligible CHOICES users in HCBS at date of measurement ÷ Member months of all eligible CHOICES users at date of measurement

	Baseline			Year 1			% Change 2011-2012	Year 2			% Change 2011-2013
	1/1/2011-12/31/2011			1/1/2012-12/31/2012				1/1/2013-12/31/2013			
	Num	Den	Metric	Num	Den	Metric		Num	Den	Metric	
Statewide	104,653	378,467	27.65%	132,803	394,430	33.67%	21.77%	153,654	393,440	39.05%	41.23%
Amerigroup	18,181	61,472	29.58%	22,913	65,309	35.08%	18.59%	26,209	64,516	40.62%	37.32%
BlueCare East	20,592	67,902	30.33%	22,597	66,913	33.77%	11.34%	25,256	65,959	38.29%	26.24%
BlueCare West	13,776	47,958	28.73%	20,022	53,403	37.49%	30.49%	24,432	56,748	43.05%	49.84%
UHC East	19,120	78,221	24.44%	23,779	79,727	29.83%	22.05%	27,212	78,239	34.78%	42.31%
UHC Middle	19,251	66,727	28.85%	24,694	69,525	35.52%	23.12%	27,837	67,685	41.13%	42.56%
UHC West	13,733	56,187	24.44%	18,798	59,553	31.57%	29.17%	22,708	60,293	37.66%	54.09%

Bureau of TennCare CHOICES Special Study Report

2a: Dollar amount of all CHOICES expenditures for NF services ÷ Total dollar amount of CHOICES expenditures for NF and HCBS services

	Baseline			Year 1			% Change 2011- 2012	Year 2			% Change 2011- 2013
	1/1/2011-12/31/2011			1/1/2012-12/31/2012				1/1/2013-12/31/2013			
	Num	Den	Metric	Num	Den	Metric		Num	Den	Metric	
Statewide	\$ 960,724,460	\$ 1,095,862,034	87.67%	\$ 907,054,461	\$ 1,101,418,718	82.35%	-6.07%	\$ 854,248,058	\$ 1,092,017,382	78.23%	-10.77%
Amerigroup	\$ 142,133,357	\$ 166,571,146	85.33%	\$ 148,364,224	\$ 188,515,060	78.70%	-7.77%	\$ 138,108,091	\$ 182,949,129	75.49%	-11.53%
BlueCare East	\$ 168,853,674	\$ 191,958,243	87.96%	\$ 151,745,164	\$ 181,449,616	83.63%	-4.92%	\$ 145,321,118	\$ 179,746,459	80.85%	-8.08%
BlueCare West	\$ 124,961,445	\$ 144,128,089	86.70%	\$ 118,051,527	\$ 152,162,749	77.58%	-10.52%	\$ 118,261,217	\$ 159,675,317	74.06%	-14.58%
UHC East	\$ 204,536,985	\$ 227,112,708	90.06%	\$ 190,422,099	\$ 220,160,644	86.49%	-3.96%	\$ 176,387,739	\$ 212,842,365	82.87%	-7.98%
UHC Middle	\$ 168,317,158	\$ 194,072,863	86.73%	\$ 155,193,111	\$ 188,815,677	82.19%	-5.23%	\$ 141,015,828	\$ 183,662,659	76.78%	-11.47%
UHC West	\$ 151,921,841	\$ 172,018,985	88.32%	\$ 143,278,336	\$ 170,314,972	84.13%	-4.74%	\$ 135,154,065	\$ 173,141,453	78.06%	-11.62%

2b: Dollar amount of all CHOICES expenditures for HCBS services ÷ Total dollar amount of CHOICES expenditures for NF services and HCBS

	Baseline			Year 1			% Change 2011- 2012	Year 2			% Change 2011- 2013
	1/1/2011-12/31/2011			1/1/2012-12/31/2012				1/1/2013-12/31/2013			
	Num	Den	Metric	Num	Den	Metric		Num	Den	Metric	
Statewide	\$ 135,137,575	\$ 1,095,862,034	12.33%	\$ 194,364,258	\$ 1,101,418,718	17.65%	43.15%	\$ 237,769,323	\$ 1,092,017,382	21.77%	76.56%
Amerigroup	\$ 24,437,789	\$ 166,571,146	14.67%	\$ 40,150,836	\$ 188,515,060	21.30%	45.19%	\$ 44,841,038	\$ 182,949,129	24.51%	67.08%
BlueCare East	\$ 23,104,569	\$ 191,958,243	12.04%	\$ 29,704,452	\$ 181,449,616	16.37%	35.96%	\$ 34,425,340	\$ 179,746,459	19.15%	59.05%
BlueCare West	\$ 19,166,644	\$ 144,128,089	13.30%	\$ 34,111,222	\$ 152,162,749	22.42%	68.57%	\$ 41,414,101	\$ 159,675,317	25.94%	95.04%
UHC East	\$ 22,575,724	\$ 227,112,708	9.94%	\$ 29,738,545	\$ 220,160,644	13.51%	35.92%	\$ 36,454,626	\$ 212,842,365	17.13%	72.33%
UHC Middle	\$ 25,755,705	\$ 194,072,863	13.27%	\$ 33,622,567	\$ 188,815,677	17.81%	34.21%	\$ 42,646,831	\$ 183,662,659	23.22%	74.98%
UHC West	\$ 20,097,144	\$ 172,018,985	11.68%	\$ 27,036,636	\$ 170,314,972	15.87%	35.87%	\$ 37,987,387	\$ 173,141,453	21.94%	87.84%

Bureau of TennCare CHOICES Special Study Report

3a: Total dollar amount of CHOICES expenditures for NF services and HCBS ÷ Member months of all eligible CHOICES NF users at time of measurement

	Baseline			Year 1			% Change 2011- 2012	Year 2			% Change 2011- 2013
	1/1/2011-12/31/2011			1/1/2012-12/31/2012				1/1/2013-12/31/2013			
	Num	Den	Metric	Num	Den	Metric		Num	Den	Metric	
Statewide	\$ 1,095,862,035	378,467	\$ 2,895.53	\$ 1,101,418,719	394,430	\$ 2,792.43	-3.56%	\$ 1,092,017,381	393,440	\$ 2,775.56	-4.14%
Amerigroup	\$ 166,571,146	61,472	\$ 2,709.71	\$ 188,515,060	65,309	\$ 2,886.51	6.52%	\$ 182,949,129	64,516	\$ 2,835.72	4.65%
BlueCare East	\$ 191,958,243	67,902	\$ 2,826.99	\$ 181,449,616	66,913	\$ 2,711.72	-4.08%	\$ 179,746,458	65,959	\$ 2,725.12	-3.60%
BlueCare West	\$ 144,128,089	47,958	\$ 3,005.30	\$ 152,162,749	53,403	\$ 2,849.33	-5.19%	\$ 159,675,318	56,748	\$ 2,813.76	-6.37%
UHC East	\$ 227,112,709	78,221	\$ 2,903.47	\$ 220,160,644	79,727	\$ 2,761.43	-4.89%	\$ 212,842,365	78,239	\$ 2,720.41	-6.30%
UHC Middle	\$ 194,072,863	66,727	\$ 2,908.46	\$ 188,815,678	69,525	\$ 2,715.80	-6.62%	\$ 183,662,659	67,685	\$ 2,713.49	-6.70%
UHC West	\$ 172,018,985	56,187	\$ 3,061.54	\$ 170,314,972	59,553	\$ 2,859.89	-6.59%	\$ 173,141,452	60,293	\$ 2,871.67	-6.20%

3b: Dollar amount of all CHOICES expenditures for NF services ÷ Member months of eligible CHOICES NF users at the date of measurement

	Baseline			Year 1			% Change 2011- 2012	Year 2			% Change 2011- 2013
	1/1/2011-12/31/2011			1/1/2012-12/31/2012				1/1/2013-12/31/2013			
	Num	Den	Metric	Num	Den	Metric		Num	Den	Metric	
Statewide	\$ 960,724,460	273,814	\$ 3,508.68	\$ 907,054,461	261,627	\$ 3,466.98	-1.19%	\$ 854,248,058	239,786	\$ 3,562.54	1.54%
Amerigroup	\$ 142,133,357	43,291	\$ 3,283.21	\$ 148,364,224	42,396	\$ 3,499.49	6.59%	\$ 138,108,091	38,307	\$ 3,605.30	9.81%
BlueCare East	\$ 168,853,674	47,310	\$ 3,569.09	\$ 151,745,164	44,316	\$ 3,424.16	-4.06%	\$ 145,321,118	40,703	\$ 3,570.28	0.03%
BlueCare West	\$ 124,961,445	34,182	\$ 3,655.77	\$ 118,051,527	33,381	\$ 3,536.49	-3.26%	\$ 118,261,217	32,316	\$ 3,659.53	0.10%
UHC East	\$ 204,536,985	59,101	\$ 3,460.80	\$ 190,422,099	55,948	\$ 3,403.56	-1.65%	\$ 176,387,739	51,027	\$ 3,456.75	-0.12%
UHC Middle	\$ 168,317,158	47,476	\$ 3,545.31	\$ 155,193,111	44,831	\$ 3,461.74	-2.36%	\$ 141,015,828	39,848	\$ 3,538.84	-0.18%
UHC West	\$ 151,921,841	42,454	\$ 3,578.50	\$ 143,278,336	40,755	\$ 3,515.60	-1.76%	\$ 135,154,065	37,585	\$ 3,595.96	0.49%

Bureau of TennCare CHOICES Special Study Report

3c: Dollar amount of all CHOICES expenditures for HCBS services ÷ Member months of eligible CHOICES HCBS at the date of measurement

	Baseline			Year 1			% Change 2011- 2012	Year 2			% Change 2011- 2013
	1/1/2011-12/31/2011			1/1/2012-12/31/2012				1/1/2013-12/31/2013			
	Num	Den	Metric	Num	Den	Metric		Num	Den	Metric	
Statewide	\$ 135,137,575	104,653	\$ 1,291.29	\$ 194,364,258	132,803	\$ 1,463.55	13.34%	\$ 237,769,323	153,654	\$ 1,547.43	19.84%
Amerigroup	\$ 24,437,789	18,181	\$ 1,344.14	\$ 40,150,836	22,913	\$ 1,752.32	30.37%	\$ 44,841,038	26,209	\$ 1,710.90	27.29%
BlueCare East	\$ 23,104,569	20,592	\$ 1,122.02	\$ 29,704,452	22,597	\$ 1,314.53	17.16%	\$ 34,425,340	25,256	\$ 1,363.06	21.48%
BlueCare West	\$ 19,166,644	13,776	\$ 1,391.31	\$ 34,111,222	20,022	\$ 1,703.69	22.45%	\$ 41,414,101	24,432	\$ 1,695.08	21.83%
UHC East	\$ 22,575,724	19,120	\$ 1,180.74	\$ 29,738,545	23,779	\$ 1,250.62	5.92%	\$ 36,454,626	27,212	\$ 1,339.65	13.46%
UHC Middle	\$ 25,755,705	19,251	\$ 1,337.89	\$ 33,622,567	24,694	\$ 1,361.57	1.77%	\$ 42,646,831	27,837	\$ 1,532.02	14.51%
UHC West	\$ 20,097,144	13,733	\$ 1,463.42	\$ 27,036,636	18,798	\$ 1,438.27	-1.72%	\$ 37,987,387	22,708	\$ 1,672.86	14.31%

4a: Number of unique CHOICES members who transitioned from NF to HCBS ÷ Average number of unique members eligible for CHOICES NF services during the measurement period

	Baseline			Year 1			% Change 2011-2012	Year 2			% Change 2011-2013
	1/1/2011-12/31/2011			1/1/2012-12/31/2012				1/1/2013-12/31/2013			
	Num	Den	Metric	Num	Den	Metric		Num	Den	Metric	
Statewide	780	22,818	3.42%	894	21,802	4.10%	19.88%	836	19,982	4.18%	22.22%
Amerigroup	129	3,608	3.58%	153	3,533	4.33%	20.95%	137	3,192	4.29%	19.83%
BlueCare East	79	3,943	2.00%	115	3,693	3.11%	55.50%	140	3,392	4.13%	106.50%
BlueCare West	87	2,849	3.05%	111	2,782	3.99%	30.82%	102	2,693	3.79%	24.26%
UHC East	183	4,925	3.72%	187	4,662	4.01%	7.80%	186	4,252	4.37%	17.47%
UHC Middle	161	3,956	4.07%	197	3,736	5.27%	29.48%	136	3,321	4.10%	0.74%
UHC West	141	3,538	3.99%	131	3,396	3.86%	-3.26%	135	3,132	4.31%	8.02%

Bureau of TennCare CHOICES Special Study Report

4b: Number of CHOICES members who transition from NF to HCBS and remain in HCBS for 90 days or longer ÷ Average number of unique members eligible for CHOICES NF services during the measurement period

	Baseline			Year 1			% Change 2011-2012	Year 2			% Change 2011-2013
	1/1/2011-12/31/2011			1/1/2012-12/31/2012				1/1/2013-12/31/2013			
	Num	Den	Metric	Num	Den	Metric		Num	Den	Metric	
Statewide	486	22,818	2.13%	570	21,802	2.61%	22.54%	425	19,982	2.13%	-0.00%
Amerigroup	85	3,608	2.36%	97	3,533	2.75%	16.53%	66	3,192	2.07%	-12.29%
BlueCare East	51	3,943	1.29%	56	3,693	1.52%	17.83%	81	3,392	2.39%	85.27%
BlueCare West	53	2,849	1.86%	58	2,782	2.09%	12.37	51	2,693	1.89%	1.61%
UHC East	100	4,925	2.03%	123	4,662	2.64%	30.05%	85	4,252	2.00%	-1.48%
UHC Middle	102	3,956	2.58%	144	3,736	3.85%	49.22%	75	3,321	2.26%	-12.40%
UHC West	95	3,538	2.69%	92	3,396	2.71%	0.74%	67	3,132	2.14%	-20.45%

5a: Number of unique CHOICES members who transitioned from HCBS to NF ÷ Average number of unique members eligible at any time for CHOICES HCBS during the measurement period

	Baseline			Year 1			% Change 2011-2012	Year 2			% Change 2011-2013
	1/1/2011-12/31/2011			1/1/2012-12/31/2012				1/1/2013-12/31/2013			
	Num	Den	Metric	Num	Den	Metric		Num	Den	Metric	
Statewide	987	8,721	11.32%	1,140	11,067	10.30%	-9.01%	1,641	12,805	12.82%	13.25%
Amerigroup	196	1,515	12.94%	151	1,909	7.91%	-38.87%	270	2,184	12.36%	-4.48%
BlueCare East	199	1,716	11.60%	263	1,883	13.97%	20.43%	299	2,105	14.21%	22.50%
BlueCare West	97	1,148	8.45%	150	1,669	8.99%	6.39%	212	2,036	10.41%	23.20%
UHC East	214	1,593	13.43%	219	1,982	11.05%	-17.72%	391	2,268	17.24%	28.37%
UHC Middle	174	1,604	10.85%	214	2,058	10.40%	-4.15%	272	2,320	11.73%	8.11%
UHC West	107	1,144	9.35%	143	1,567	9.13%	-2.35%	197	1,892	10.41%	11.34%

Bureau of TennCare CHOICES Special Study Report

5b: Number of CHOICES users who transitioned from HCBS to NF and remained in NF for less than 90 days ÷ Average number of unique members eligible at any time for CHOICES HCBS during the measurement period

	Baseline			Year 1			% Change 2011-2012	Year 2			% Change 2011-2013
	1/1/2011-12/31/2011			1/1/2012-12/31/2012				1/1/2013-12/31/2013			
	Num	Den	Metric	Num	Den	Metric		Num	Den	Metric	
Statewide	370	8,721	4.24%	480	11,067	4.34%	2.36%	633	12,805	4.94%	16.51%
Amerigroup	79	1,515	5.21%	67	1,909	3.51%	-32.63%	104	2,184	4.76%	-8.64%
BlueCare East	72	1,716	4.20%	109	1,883	5.79%	37.86%	112	2,105	5.32%	26.67%
BlueCare West	34	1,148	2.96%	64	1,669	3.84%	29.73%	71	2,036	3.49%	17.91%
UHC East	84	1,593	5.27%	90	1,982	4.54%	-13.85%	150	2,268	6.61%	25.43%
UHC Middle	67	1,604	4.18%	92	2,058	4.47%	6.94%	111	2,320	4.78%	14.35%
UHC West	34	1,144	2.97%	58	1,567	3.70%	24.58%	85	1,892	4.49%	51.18%

5c: Number of CHOICES users who transitioned from HCBS to NF and remained in NF between 90 and 179 days ÷ Average number of unique members eligible at any time for CHOICES HCBS during the measurement period

	Baseline			Year 1			% Change 2011-2012	Year 2			% Change 2011-2013
	1/1/2011-12/31/2011			1/1/2012-12/31/2012				1/1/2013-12/31/2013			
	Num	Den	Metric	Num	Den	Metric		Num	Den	Metric	
Statewide	267	8,721	3.06%	275	11,067	2.48%	-18.84%	411	12,805	3.21%	4.90%
Amerigroup	46	1,515	3.04%	32	1,909	1.68%	-44.74%	63	2,184	2.88%	-5.26%
BlueCare East	51	1,716	2.97%	72	1,883	3.82%	28.62%	74	2,105	3.52%	18.52%
BlueCare West	34	1,148	2.96%	32	1,669	1.92%	-35.14%	53	2,036	2.60%	-12.16%
UHC East	59	1,593	3.70%	52	1,982	2.62%	-29.19%	99	2,268	4.37%	18.11%
UHC Middle	48	1,604	2.99%	52	2,058	2.53%	-15.38%	70	2,320	3.02%	1.00%
UHC West	29	1,144	2.53%	35	1,567	2.23%	-11.8683%	52	1,892	2.75%	8.70%

Bureau of TennCare CHOICES Special Study Report

5d: Number of CHOICES users who transitioned from HCBS to NF and remained in NF for 180 days or longer ÷ Average number of unique members eligible at any time for CHOICES HCBS during the measurement period

	Baseline			Year 1			% Change 2011-2012	Year 2			% Change 2011-2013
	1/1/2011-12/31/2011			1/1/2012-12/31/2012				1/1/2013-12/31/2013			
	Num	Den	Metric	Num	Den	Metric		Num	Den	Metric	
Statewide	350	8,721	4.01%	385	11,067	3.48%	-13.32%	597	12,805	4.66%	16.21%
Amerigroup	71	1,515	4.69%	52	1,909	2.72%	-42.00%	103	2,184	4.72%	0.64%
BlueCare East	76	1,716	4.43%	82	1,883	4.35%	-1.81%	113	2,105	5.37%	21.22%
BlueCare West	29	1,148	2.53%	54	1,669	3.24%	28.06%	88	2,036	4.32%	70.75%
UHC East	71	1,593	4.46%	77	1,982	3.89%	-12.78%	142	2,268	6.26%	40.36%
UHC Middle	59	1,604	3.68%	70	2,058	3.40%	-7.61%	91	2,320	3.92%	6.52%
UHC West	44	1,144	3.84%	50	1,567	3.19%	-16.93%	60	1,892	3.17%	-17.45%

Budget Neutrality 2017-2021 (projected)

The Extension of the Baseline - "Without Waiver"

Baseline PMPM	2017	2018	2019	2020	2021
1-Disabled (can be any ages)	\$1,812.75	\$1,905.21	\$2,002.37	\$2,104.49	\$2,211.82
2-Child <=18	\$517.89	\$535.50	\$553.71	\$572.53	\$592.00
3-Adult >= 65	\$1,169.82	\$1,223.63	\$1,279.92	\$1,338.80	\$1,400.38
4-Adult <= 64	\$1,059.43	\$1,111.34	\$1,165.79	\$1,222.92	\$1,282.84
Duals (17)	\$747.31	\$781.68	\$817.64	\$855.25	\$894.59

Annual Trend Assumptions
5.10%
3.40%
4.60%
4.90%
4.60%

Source: CMS

Member months of Groups I and II

	2017	2018	2019	2020	2021
1-Disabled (can be any ages)	1,715,119	1,718,413	1,721,713	1,725,019	1,728,332
2-Child <=18	9,196,484	9,290,405	9,385,285	9,481,133	9,577,961
3-Adult >= 65	506	506	506	506	506
4-Adult <= 64	5,355,419	5,387,403	5,419,578	5,451,945	5,484,505
Duals (17)	1,691,617	1,694,821	1,698,031	1,701,248	1,704,470
Total	17,959,146	18,091,548	18,225,113	18,359,851	18,495,774

0.19%
1.02%
0.00%
0.60%
0.19%

Source: TennCare

Ceiling without DSH	2017	2018	2019	2020	2021
1-Disabled (can be any ages)	\$3,109,090,738	\$3,273,929,560	\$3,447,507,862	\$3,630,288,997	\$3,822,760,883
2-Child <=18	\$4,762,771,145	\$4,974,999,716	\$5,196,685,168	\$5,428,248,900	\$5,670,131,088
3-Adult >= 65	\$591,654	\$618,871	\$647,339	\$677,117	\$708,265
4-Adult <= 64	\$5,673,665,836	\$5,987,220,307	\$6,318,103,329	\$6,667,272,563	\$7,035,738,592
17s	\$1,264,157,766	\$1,324,813,650	\$1,388,379,881	\$1,454,996,099	\$1,524,808,648
Total	\$14,810,277,140	\$15,561,582,104	\$16,351,323,579	\$17,181,483,676	\$18,054,147,476

DSH	DSH Adjustment	\$463,996,853	\$463,996,853	\$463,996,853	\$463,996,853
-----	----------------	---------------	---------------	---------------	---------------

Total Ceiling	Budget Neutrality Cap	2017	2018	2019	2020	2021
	Total w/DSH Adj.	\$15,274,273,993	\$16,025,578,957	\$16,815,320,432	\$17,645,480,529	\$18,518,144,329

Actual Expenditures - "With Waiver"

Group 1 and 2	2017	2018	2019	2020	2021
1-Disabled (can be any ages)	\$ 1,910,209,808	\$ 2,007,630,509	\$ 2,110,019,665	\$ 2,217,630,667	\$ 2,330,729,831
2-Child <=18	\$ 1,617,765,804	\$ 1,672,769,841	\$ 1,729,644,016	\$ 1,788,451,912	\$ 1,849,259,277
3-Adult >= 65	\$ 11,143,315	\$ 11,655,907	\$ 12,192,079	\$ 12,752,915	\$ 13,339,549
4-Adult <= 64	\$ 1,448,532,924	\$ 1,519,511,037	\$ 1,593,967,078	\$ 1,672,071,465	\$ 1,754,002,967
Duals (17)	\$ 1,078,967,440	\$ 1,128,599,942	\$ 1,180,515,540	\$ 1,234,819,255	\$ 1,291,620,940
Total	6,066,619,291	6,340,167,237	6,626,338,377	6,925,726,214	7,238,952,564

5.10%
3.40%
4.60%
4.90%
4.60%

Source: CMS

Group 3

	2017	2018	2019	2020	2021
1-Disabled (can be any ages)	\$ 18,592,542	\$ 19,540,762	\$ 20,537,341	\$ 21,584,745	\$ 22,685,567
2-Child <=18	\$ 3,835,123	\$ 3,965,518	\$ 4,100,345	\$ 4,239,757	\$ 4,383,909
3-Adult >= 65	\$ 364,206,993	\$ 380,960,515	\$ 398,484,699	\$ 416,814,995	\$ 435,988,485
4-Adult <= 64	\$ 8,263,101	\$ 8,667,993	\$ 9,092,725	\$ 9,538,269	\$ 10,005,644
Duals (17)	\$ 219,831,727	\$ 229,943,986	\$ 240,521,410	\$ 251,585,395	\$ 263,158,323
Total	614,729,487	643,078,774	672,736,519	703,763,160	736,221,927

5.10%
3.40%
4.60%
4.90%
4.60%

Source: CMS

Pool Payments and Admin

	2017	2018	2019	2020	2021
Total Pool Payments and Admin	\$1,275,518,016	\$1,313,783,557	\$1,353,197,064	\$1,393,792,975	\$1,435,606,765

3.0%

Total Expenditures \$ 7,956,866,795 \$ 8,297,029,568 \$ 8,652,271,960 \$ 9,023,282,349 \$ 9,410,781,256

III. Annual and Cumulative Variance

	2017	2018	2019	2020	2021
Annual	7,317,407,198	7,728,549,390	8,163,048,472	8,622,198,180	9,107,363,073
Cumulative	44,845,483,334	52,574,032,723	60,737,081,196	69,359,279,376	78,466,642,449