



STATE OF MICHIGAN  
DEPARTMENT OF HEALTH AND HUMAN SERVICES  
LANSING

RICK SNYDER  
GOVERNOR

NICK LYON  
DIRECTOR

December 5, 2017

Jennifer Kostasich, Project Officer  
Centers for Medicare and Medicaid Services  
7500 Security Boulevard  
Mail Stop S2-01-16  
Baltimore, Maryland 21244-1850


Dear Ms. Kostasich,

Re: Project Number 11-W-00302/5 – Flint Michigan Section 1115 Demonstration

Enclosed is the quarterly report for the Flint Michigan Section 1115 Demonstration. It covers the third quarter of calendar year 2017. The report provides operational information, program enrollment, and policy changes related to the waiver as specified in the Special Terms and Conditions.

Should you have any questions related to the information contained in this report, please contact Jacqueline Coleman. She may be reached by phone at (517) 284-1190, or by e-mail at [colemanj@michigan.gov](mailto:colemanj@michigan.gov).

Sincerely,



Penny L. Rutledge, Director  
Actuarial Division

cc: Ruth Hughes  
Angela Garner

Enclosure (7)

Flint Michigan Section 1115 Demonstration  
Quarterly Report

Demonstration Year: 1 (03/01/2017 – 02/28/2018)  
Calendar Year Quarter: 3 (07/01/2017 – 09/30/2017)

## Table of Contents

Introduction .....	3
Enrollment and Benefits Information .....	3
Table 1: Flint Demonstration Enrollment by Month .....	3
Table 2: Flint Demonstration New Enrollment by Month .....	4
Table 3: Flint Demonstration Re-Enrollment by Month.....	4
Table 4: Flint Demonstration Disenrollment by Month.....	4
Table 5: Cumulative Flint Demonstration PCP Utilization .....	5
Table 6: Monthly Flint Demonstration PCP Visits.....	5
Table 7: Genesee Health System Targeted Case Management Activity .....	6
Outreach/Innovation Activities to Assure Access.....	6
Operational and Policy Development .....	6
Budget Neutrality Monitoring .....	6
Table 8: Flint Demonstration Budget Neutrality Monitoring.....	7
Consumer Issues .....	7
Table 9: Flint Demonstration Customer Service Requests.....	7
Quality Assurance/Monitoring Activity .....	7
Demonstration Evaluation .....	8
Enclosures/Attachments .....	8
State Contacts .....	9
Date Submitted to CMS .....	9

## Introduction

On March 3, 2016 the Centers for Medicare and Medicaid Services (CMS) approved Michigan Department of Health and Human Services' (MDHHS) application to expand Medicaid coverage for individuals impacted by lead exposure in the Flint water system through February 28, 2021. Through the demonstration, entitled "Flint Michigan Section 1115 Demonstration" and the associated state plan amendments, State Medicaid eligibility expanded to low-income children and pregnant women who were served by the Flint water system during a specified period of time and who would not otherwise be eligible for Medicaid. This population consists of children in households with incomes from 212 percent of the federal poverty level (FPL) up to and including 400 percent of the FPL and pregnant women in households with incomes from 195 percent up to and including 400 percent of the FPL.

The demonstration population receives care primarily through Medicaid managed care plans and receives all state plan benefits including, for children, Early and Periodic Screening, Diagnostic and Treatment (EPSDT). Individuals receiving benefits under the demonstration are exempt from cost sharing and premiums. Targeted Case Management and home lead investigation services are available to children and pregnant women served by the Flint water system during the defined period who have been determined eligible for Medicaid. The provision of specialized services are limited to certain providers as allowable under the approved demonstration.

## Enrollment and Benefits Information

Enrollment into the Flint Medicaid waiver program began May 9, 2016. Beneficiaries already eligible for Medicaid were contacted by mail with information on expanded services provided by the waiver. Potential enrollees can apply for the program via the MDHHS website, by calling a toll-free number or by visiting any MDHHS County office or an area navigator site. Healthcare coverage and application information for people impacted by the Flint water system can be found on the MDHHS website.<sup>1</sup>

Demonstration enrollment activity is detailed in this section of the report. For reporting purposes, the Children enrollment group is defined as demonstration enrollees under the age of 21. Pregnant women are identified using pregnancy indicators in the MDHHS data warehouse. To avoid duplication, pregnant women are excluded from the Children enrollment group.

The following table, Table 1, shows enrollment in the demonstration by month.

Enrollment Group	July 2017	August 2017	September 2017
Pregnant Women	736	687	624
Children	28,541	28,467	28,009
Total	29,277	29,154	28,633

<sup>1</sup> <http://www.michigan.gov/mdhhs/0,5885,7-339-71547-384168--,00.html>

Table 2 displays Flint demonstration new enrollment by month. This includes individuals who may have previously been enrolled in other Medicaid programs but are new to the Flint demonstration.

<b>Table 2: Flint Demonstration New Enrollment by Month</b>				
Enrollment Group	July 2017	August 2017	September 2017	Total
Pregnant Women	56	76	60	192
Children	305	251	219	775
Total	361	327	279	967

Table 3 shows Flint demonstration re-enrollments by month. Re-enrollments include individuals who have disenrolled and re-enrolled in the Flint demonstration. Individuals under the re-enrollment category also include individuals that may have previously been enrolled in other Medicaid programs.

<b>Table 3: Flint Demonstration Re-Enrollment by Month</b>				
Enrollment Group	July 2017	August 2017	September 2017	Total
Pregnant Women	8	16	17	41
Children	285	354	332	971
Total	293	370	349	1,012

Table 4 contains Flint demonstration disenrollment by month. Disenrollment for a reporting month contains individuals with program enrollment in the prior reporting month that do not have program enrollment for the current reporting month. For example, individuals defined as disenrolled in July 2017 were enrolled in the demonstration in June 2017 but were not enrolled in July 2017. Demonstration disenrollment is often the result of failure to timely return redetermination paperwork and transferring to another Medicaid program.

<b>Table 4: Flint Demonstration Disenrollment by Month</b>				
Enrollment Group	July 2017	August 2017	September 2017	Total
Pregnant Women	138	147	144	429
Children	749	683	1,037	2,469
Total	887	830	1,181	2,898

Additional demonstration disenrollment reports by month have been included as attachments. Enrollment maps depicting the geographic distribution of demonstration enrollees for the quarter have also been included as attachments to this report. The attached reports will not necessarily align numerically with the figures reported in the quarterly report tables due to differences in the timing of data retrieval and specifications.

MDHHS monitors the Flint demonstration population's usage of Medicaid benefits to assure access to care. The following access to care metrics utilize the same enrollment group definitions for children and pregnant women as described for tables 1 – 3. It should be noted that the Children Under 6 category below is a subgroup of the Children category.

The following table lists the cumulative, unduplicated count of Flint demonstration enrollees since the waiver begin date of May 9, 2016 through the end of the reporting quarter, September 30, 2017. The table displays the total number of those enrolled with a visit to a provider with a primary care associated specialty. This includes practitioners with a specialty of family medicine, general medicine, internal medicine or pediatrics. This metric includes any procedure rendered by a primary care provider (PCP).

<b>Table 5: Cumulative Flint Demonstration PCP Utilization</b>			
<b>May 2016 – September 2017</b>			
Enrollment Group	Cumulative Enrollment	Cumulative Count of Enrollees with PCP Visit(s)	Cumulative Percentage of Enrollees with PCP Visit(s)
Children	34,645	28,159	81.3%
Children Under 6	13,411	12,221	91.1%
Pregnant Women	2,604	2,298	88.2%
<b>Total</b>	<b>37,249</b>	<b>30,457</b>	<b>81.8%</b>

Table 5 indicates the monthly count of PCP visits for the reporting quarter's Flint demonstration population.

<b>Table 6: Monthly Flint Demonstration PCP Visits</b>				
Enrollment Group	July 2017	August 2017	September 2017	Total
Children	7,466	9,039	8,490	24,995
Pregnant Women	317	306	216	839
<b>Total</b>	<b>7,783</b>	<b>9,345</b>	<b>8,706</b>	<b>25,834</b>

Targeted Case Management services are provided by Genesee Health System and include the following assistance:

- Comprehensive assessment and periodic reassessment of individual needs;
- Development of a specific care plan;
- Referrals and related activities to help obtain needed services;
- Monitoring and follow-up activities.

The following table includes Targeted Case Management service activity as provided by Genesee Health System. Individuals counted as those with ongoing services are defined as individuals receiving a Targeted Case Management-related service other than assessment during the month, including unbilled face-to-face and phone contacts.

Month	Count of Assessments	Count of Enrollees with Ongoing Targeted Case Management
July 2017	5	64
August 2017	4	42
September 2017	8	26
Cumulative Total	193	496

## Outreach/Innovation Activities to Assure Access

MDHHS and community partners work together to coordinate and implement outreach for those affected by the Flint water system. Activities have included press conferences, public service announcements, community events, advertisements on radio and television, social media posts, and letters to providers and potential enrollees. The public can access waiver specific information, including weekly enrollment reports, on the department’s website.<sup>2</sup> A variety of resources for Flint families are available on the State’s Flint water website.<sup>3</sup> MDHHS has prominently displayed links to both Flint websites on the MDHHS homepage.<sup>4</sup>

## Operational and Policy Development

This and future quarterly reports will address policy, administrative or budget issues identified during the demonstration. This quarter, MDHHS did not issue any policy bulletins or provider letters specific to the Flint demonstration. MDHHS and its partners continued efforts to improve engagement in Elevated Blood Lead management and Targeted Case Management programs this quarter. Successful engagement strategies have included the utilization of existing case managers, sending correspondence to individuals when their case is closing, and following up with individuals with cases closed within two months. This quarter, focus groups continued with the goal of incorporating the lessons learned into future media messaging.

## Budget Neutrality Monitoring

According to the demonstration special terms and conditions, MDHHS is required to report demonstration expenditures subject to budget neutrality. In this demonstration, this is limited to all demonstration medical assistance expenditures for lead investigation with dates of services within the demonstration’s approval period. The following budget neutrality table includes expenditures for March 2016 – December 2016.

<sup>2</sup> <http://www.michigan.gov/mdhhs/0,5885,7-339-71547-376862--,00.html>

<sup>3</sup> <http://www.michigan.gov/flintwater>

<sup>4</sup> <http://www.michigan.gov/mdhhs/>

**Table 8: Flint Demonstration Budget Neutrality Monitoring**

	DY 1 - PMPM	DY 2 - PMPM	DY 3 - PMPM	DY 4 - PMPM	DY 5 - PMPM
Approved Flint Lead Diagnostics PMPM	\$ 10.49	\$ 10.49	\$ 10.49	\$ 10.49	\$ 10.49
Actual Flint Lead Diagnostics PMPM (YTD)	\$ 0.18	-	-	-	-
Total Flint Lead Diagnostics Expenditures (YTD)	\$ 29,940.00	-	-	-	-
Total Flint Demonstration Member Months (YTD)	168,304	-	-	-	-

As of January 1, 2017, Michigan's approved Children's Health Insurance Program (CHIP) Health Services Initiative (HSI) provides funding for lead abatement in the impacted areas of Flint, Michigan. As a result, expenditures subject to budget neutrality in the Flint Demonstration are limited to calendar year 2016. Lead abatement expenditures after 2016, including those associated with environmental diagnostic testing, are reported per CHIP HSI regulatory requirements.

## Consumer Issues

MDHHS utilizes the Beneficiary Helpline as a central point of contact for members to ask questions, report complaints and resolve issues. Information on beneficiary complaints and health plan grievances and appeals are currently collected for other Medicaid programs. In the following table, MDHHS has refined existing reporting mechanisms to measure Flint demonstration member telephone contacts with the department. The Other category below included complaints pertaining to duplicate IDs, enrollment issues, and medical supplies.

**Table 9: Flint Demonstration Customer Service Requests  
July 2017 – September 2017**

Category	Number of Contacts
Covered Services	10
Obtaining Prescriptions	7
Enrollment/Eligibility Not Recognized	6
Other	4
1095B Reprint	3
Total	30

## Quality Assurance/Monitoring Activity

MDHHS monitors performance for the Medicaid Health Plans that are licensed and approved to provide coverage to Michigan's Medicaid beneficiaries. Quality measures are based on data submitted by the health plans. Future quarterly reports will include available quality assurance and monitoring reports specific to the Flint demonstration.



## Demonstration Evaluation

MDHHS has commissioned the Michigan State University Institute for Health Policy (MSU-IHP) to serve as the Flint demonstration independent evaluator. On August 8, 2017, CMS approved the demonstration evaluation design. The complete Demonstration Evaluation Plan is available as an attachment to the Flint Demonstration's approved Special Terms and Conditions. MSU-IHP will conduct demonstration evaluation activities in four domains over a four year evaluation period. The four domains are as follows:

- I. Access to Services
- II. Access to Targeted Case Management
- III. Improved Health Outcomes
- IV. Lead Hazard Investigation

### **Domain I: Access to Services**

Domain I will examine the hypothesis that demonstration enrollees will access services to identify and address physical or behavioral health issues associated with lead exposure at a rate higher than others with similar levels of lead exposure.

### **Domain II: Access to Targeted Case Management**

Domain II will assess if demonstration enrollees who access Targeted Case Management services will access needed medical, social, educational, and other services at a rate higher than others with similar levels of lead exposure.

### **Domain III: Improved Health Outcomes**

Domain III will evaluate the hypothesis that demonstration enrollees will have improved health outcomes compared to others with similar levels of lead exposure.

### **Domain IV: Lead Hazard Investigation**

Domain IV will examine if the lead hazard investigation program reduces estimated expected ongoing or re-exposure to lead hazards in the absence of this program.

## Enclosures/Attachments

1. July 2017 Flint Demonstration Disenrollment Report (CM-100)
2. August 2017 Flint Demonstration Disenrollment Report (CM-100)
3. September 2017 Flint Demonstration Disenrollment Report (CM-100)
4. Quarterly Geographic Distribution Enrollment Map: Pregnant Women
5. Quarterly Geographic Distribution Enrollment Map: Children
6. Quarterly Geographic Distribution Enrollment Map: Children Under 6

## State Contacts

If there are any questions about the contents of this report, please contact one of the following people listed below.

Jacqueline Coleman, Waiver Specialist

Phone: (517) 284-1190

Carly Todd, Analyst

Phone: (517) 284-1196

Andrew Schalk, Federal Regulation & Hospital Reimbursement Section Manager

Phone: (517) 284-1195

Penny Rutledge, Actuarial Division Director

Phone: (517) 284-1191

Actuarial Division

Bureau of Medicaid Operations and Actuarial Services

MSA, MDHHS, P.O. Box 30479

Lansing, MI 48909-7979

Fax: (517) 241-5112

## Date Submitted to CMS

December 5, 2017

State of Michigan  
 Department of Health and Human Services  
 Medicaid waiver Monthly CMS report

Report ID: CM-100  
 Report Period: 07/01/2017

Run Date: 11/20/2017  
 Run Time: 5:38:14AM

1. Monthly count of disenrollment because of transfer to another eligibility group:	368
---	-----

2. Monthly count of disenrollment other than transfer to another Medicaid group:	372
--	-----

3. Monthly count of beneficiaries due for renewal:	1178
4. Number of beneficiaries due for renewal who did not renew:	1086
5. Number of beneficiaries due for renewal who lost eligibility:	233

6. Enrollment continuity in weeks for all individuals enrolled during the reporting month:					
	05/07/2016	Thru	06/30/2017	Count:	48,655
	07/01/2017	Thru	07/01/2017	Count:	84
	07/02/2017	Thru	07/08/2017	Count:	194
	07/09/2017	Thru	07/15/2017	Count:	236
	07/16/2017	Thru	07/22/2017	Count:	197
	07/23/2017	Thru	07/29/2017	Count:	169
	07/30/2017	Thru	07/31/2017	Count:	60

\*\*\*\*\* END OF THE REPORT \*\*\*\*\*

State of Michigan  
 Department of Health and Human Services  
 Medicaid waiver Monthly CMS report

Report ID: CM-100  
 Report Period: 08/01/2017

Run Date: 11/20/2017  
 Run Time: 6:36:07AM

1. Monthly count of disenrollment because of transfer to another eligibility group:	320
2. Monthly count of disenrollment other than transfer to another Medicaid group:	704
3. Monthly count of beneficiaries due for renewal:	1932
4. Number of beneficiaries due for renewal who did not renew:	1720
5. Number of beneficiaries due for renewal who lost eligibility:	655
6. Enrollment continuity in weeks for all individuals enrolled during the reporting month:	
05/07/2016 Thru 07/31/2017	Count: 49,595
08/01/2017 Thru 08/05/2017	Count: 257
08/06/2017 Thru 08/12/2017	Count: 254
08/13/2017 Thru 08/19/2017	Count: 230
08/20/2017 Thru 08/26/2017	Count: 218
08/27/2017 Thru 08/31/2017	Count: 178

\*\*\*\*\* END OF THE REPORT \*\*\*\*\*

State of Michigan  
 Department of Health and Human Services  
 Medicaid waiver Monthly CMS report

Report ID: CM-100  
 Report Period: 09/01/2017

Run Date: 11/20/2017  
 Run Time: 6:40:18AM

1. Monthly count of disenrollment because of transfer to another eligibility group:	318
2. Monthly count of disenrollment other than transfer to another Medicaid group:	499
3. Monthly count of beneficiaries due for renewal:	1503
4. Number of beneficiaries due for renewal who did not renew:	1398
5. Number of beneficiaries due for renewal who lost eligibility:	326
6. Enrollment continuity in weeks for all individuals enrolled during the reporting month:	
05/07/2016 Thru 09/30/2017	Count: 50,732
09/01/2017 Thru 09/02/2017	Count: 120
09/03/2017 Thru 09/09/2017	Count: 247
09/10/2017 Thru 09/16/2017	Count: 238
09/17/2017 Thru 09/23/2017	Count: 227
09/24/2017 Thru 09/30/2017	Count: 209

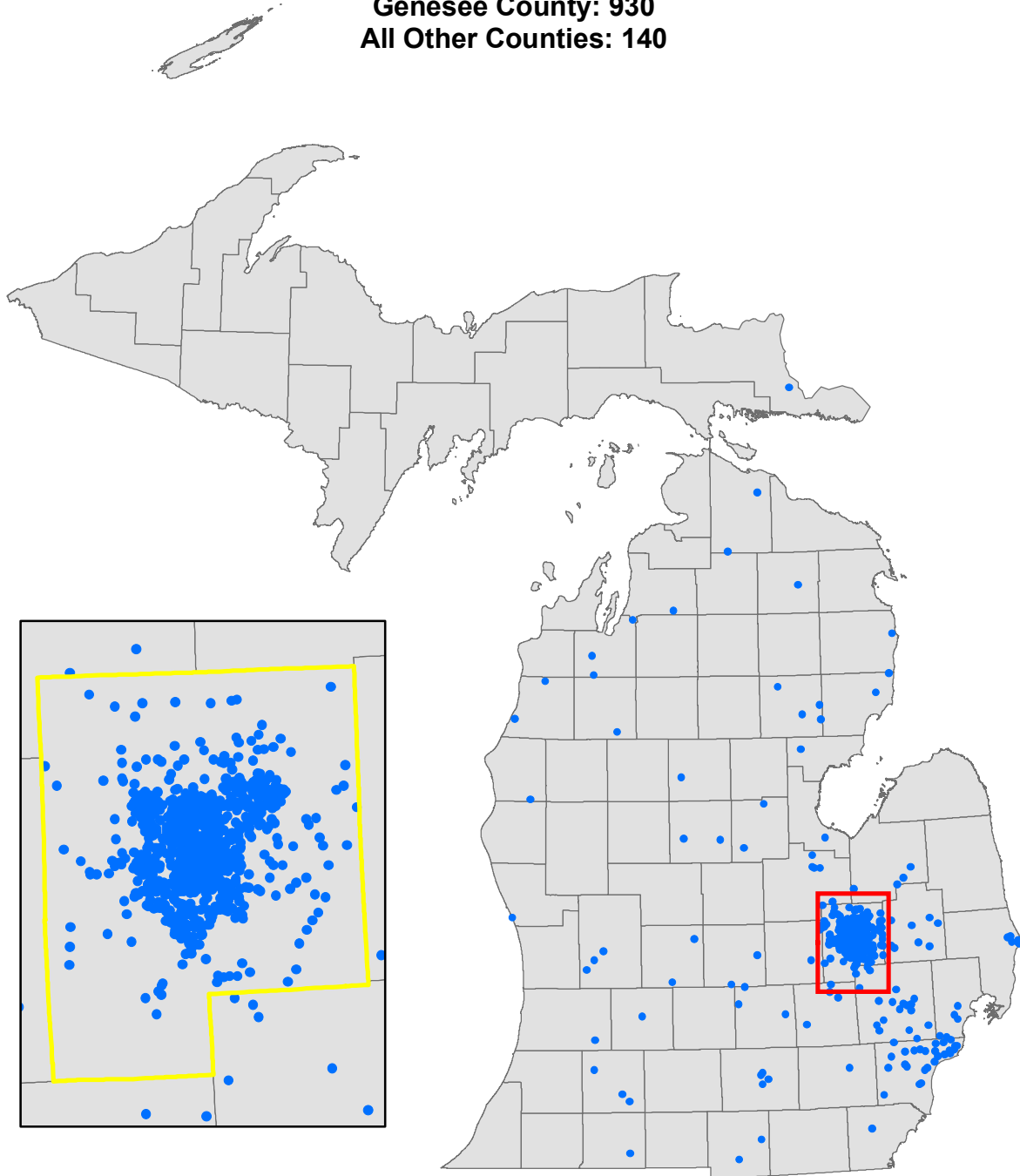
\*\*\*\*\* END OF THE REPORT \*\*\*\*\*

# Flint Demonstration Waiver Enrollees

Pregnant

July - September 2017

Genesee County: 930  
All Other Counties: 140



Source: MDHHS Data Warehouse  
Retrieved on October 25, 2017

MDHHS - Actuarial Division  
October 25, 2017

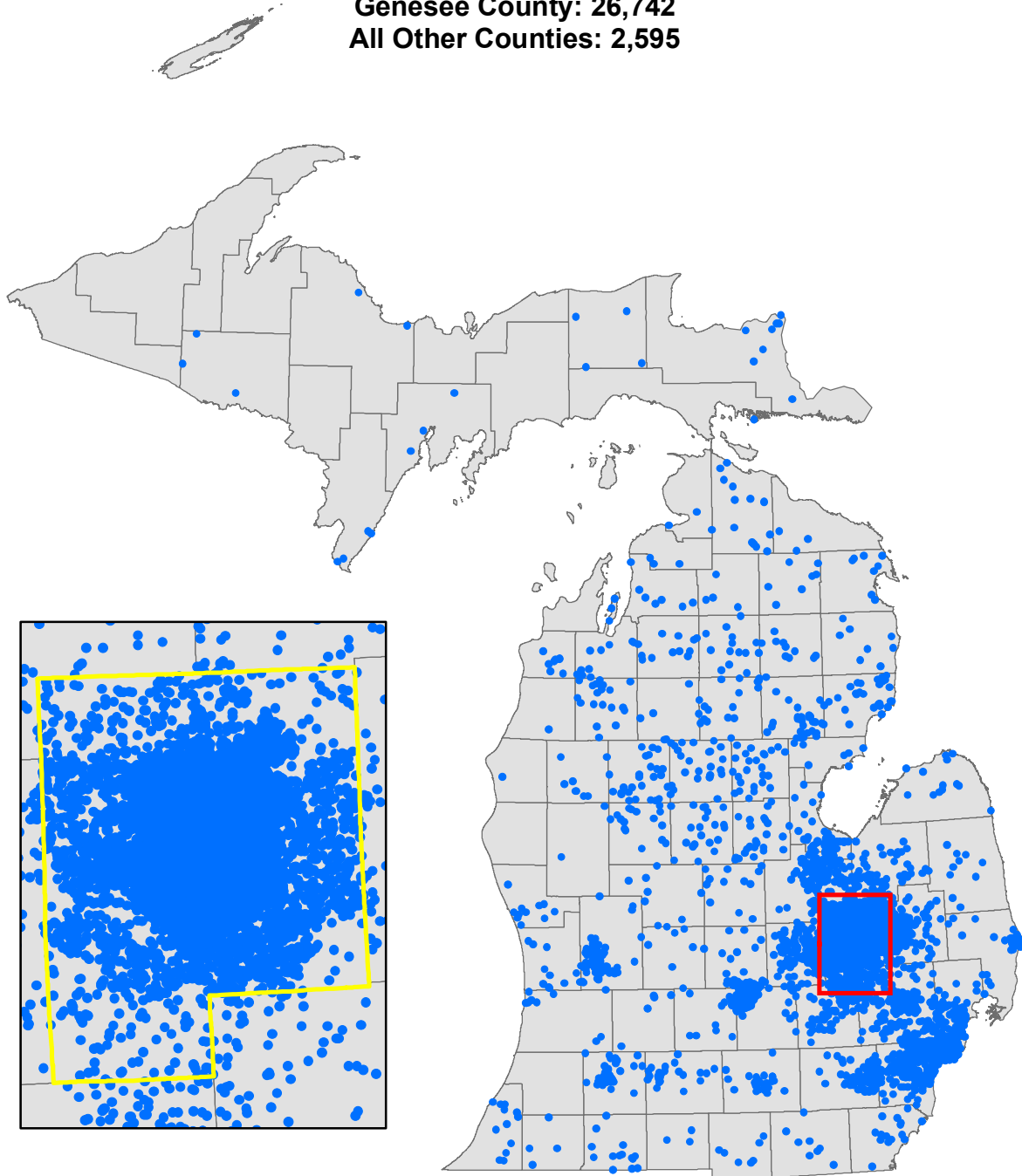
# Flint Demonstration Waiver Enrollees

0-20 Years Old

July - September 2017

Genesee County: 26,742

All Other Counties: 2,595



Source: MDHHS Data Warehouse  
Retrieved on October 25, 2017

MDHHS - Actuarial Division  
October 25, 2017

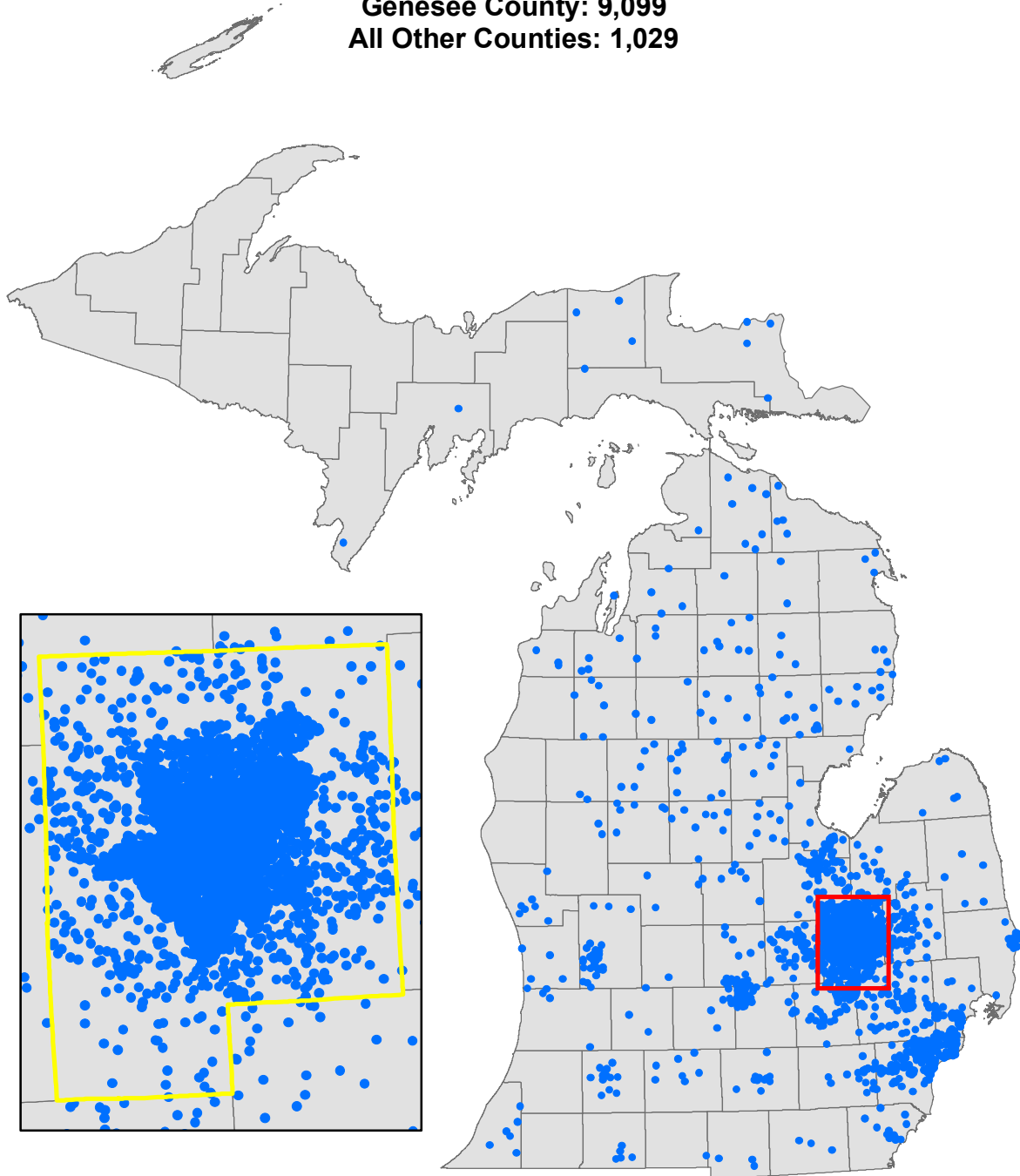
# Flint Demonstration Waiver Enrollees

0-5 Years Old

July - September 2017

Genesee County: 9,099

All Other Counties: 1,029



Source: MDHHS Data Warehouse  
Retrieved on October 25, 2017

MDHHS - Actuarial Division  
October 25, 2017