



STATE OF MICHIGAN
DEPARTMENT OF HEALTH AND HUMAN SERVICES
LANSING

RICK SNYDER
GOVERNOR

NICK LYON
DIRECTOR

December 3, 2018

Ed Francell, Project Officer
Centers for Medicare and Medicaid Services
7500 Security Boulevard
Mail Stop S2-01-16
Baltimore, Maryland 21244-1850


Dear Mr. Francell,

Re: Project Number 11-W-00302/5 – Flint Michigan Section 1115 Demonstration

Enclosed is the quarterly report for the Flint Michigan Section 1115 Demonstration. It covers the third quarter of calendar year 2018. The report provides operational information, program enrollment, and policy changes related to the waiver as specified in the Special Terms and Conditions.

Should you have any questions related to the information contained in this report, please contact Jacqueline Coleman. She may be reached by phone at (517) 284-1190, or by e-mail at colemanj@michigan.gov.

Sincerely,



Penny Rutledge, Director
Actuarial Division

cc: Ruth Hughes
Angela Garner

Enclosure (7)

Flint Michigan Section 1115 Demonstration
Quarterly Report

Demonstration Year: 3 (03/01/2018 – 02/28/2019)
Calendar Year Quarter: 3 (07/01/2018 – 09/30/2018)

Table of Contents

Introduction	3
Enrollment and Benefits Information	3
Table 1: Flint Demonstration Enrollment by Month	3
Table 2: Flint Demonstration New Enrollment by Month	4
Table 3: Flint Demonstration Re-Enrollment by Month.....	4
Table 4: Flint Demonstration Disenrollment by Month.....	4
Table 5: Cumulative Flint Demonstration PCP Utilization	5
Table 6: Monthly Flint Demonstration PCP Visits.....	5
Table 7: Genesee Health System Targeted Case Management Activity	5
Outreach/Innovation Activities to Assure Access.....	6
Operational and Policy Development	6
Budget Neutrality Monitoring	6
Table 8: Flint Demonstration Budget Neutrality Monitoring	6
Consumer Issues	7
Table 9: Flint Demonstration Customer Service Requests.....	7
Demonstration Evaluation	7
Enclosures/Attachments	9
State Contacts	9
Date Submitted to CMS	10

Introduction

On March 3, 2016 the Centers for Medicare and Medicaid Services (CMS) approved Michigan Department of Health and Human Services' (MDHHS) application to expand Medicaid coverage for individuals impacted by lead exposure in the Flint water system through February 28, 2021. Through the demonstration, entitled "Flint Michigan Section 1115 Demonstration" and the associated state plan amendments, State Medicaid eligibility expanded to low-income children and pregnant women who were served by the Flint water system during a specified period of time and who would not otherwise be eligible for Medicaid. This population consists of children in households with incomes from 212 percent of the federal poverty level (FPL) up to and including 400 percent of the FPL and pregnant women in households with incomes from 195 percent up to and including 400 percent of the FPL.

The demonstration population receives care primarily through Medicaid managed care plans and receives all state plan benefits including, for children, Early and Periodic Screening, Diagnostic and Treatment (EPSDT). Individuals receiving benefits under the demonstration are exempt from cost sharing and premiums. Targeted Case Management and home lead investigation services are available to children and pregnant women served by the Flint water system during the defined period who have been determined eligible for Medicaid. The provision of specialized services are limited to certain providers as allowable under the approved demonstration.

Enrollment and Benefits Information

Enrollment into the Flint Medicaid waiver program began May 9, 2016. Beneficiaries already eligible for Medicaid were contacted by mail with information on expanded services provided by the waiver. Potential enrollees can apply for the program via the MDHHS website, by calling a toll-free number or by visiting any MDHHS County office or an area navigator site. Healthcare coverage and application information for people impacted by the Flint water system can be found on the MDHHS website.¹

Demonstration enrollment activity is detailed in this section of the report. For reporting purposes, the Children enrollment group is defined as demonstration enrollees under the age of 21. Pregnant women are identified using pregnancy indicators in the MDHHS data warehouse. To avoid duplication, pregnant women are excluded from the Children enrollment group. The following table shows enrollment in the demonstration by month.

Enrollment Group	July 2018	August 2018	September 2018
Pregnant Women	464	452	438
Children	26,814	26,751	26,650
Total	27,278	27,203	27,088

¹ <http://www.michigan.gov/mdhhs/0,5885,7-339-71547-384168--,00.html>

Table 2 displays Flint demonstration new enrollment by month. This includes individuals who may have previously been enrolled in other Medicaid programs but are new to the Flint demonstration.

Table 2: Flint Demonstration New Enrollment by Month				
Enrollment Group	July 2018	August 2018	September 2018	Total
Pregnant Women	58	61	56	175
Children	163	173	140	476
Total	221	234	196	651

Table 3 shows Flint demonstration re-enrollments by month. Re-enrollments include individuals who have disenrolled and re-enrolled in the Flint demonstration. Individuals under the re-enrollment category also include individuals that may have previously been enrolled in other Medicaid programs.

Table 3: Flint Demonstration Re-Enrollment by Month				
Enrollment Group	July 2018	August 2018	September 2018	Total
Pregnant Women	32	28	29	89
Children	388	447	384	1,219
Total	420	475	413	1,308

Table 4 contains Flint demonstration disenrollment by month. Disenrollment for a reporting month contains individuals with program enrollment in the prior reporting month that do not have program enrollment for the current reporting month. For example, individuals defined as disenrolled in August 2018 were enrolled in the demonstration in July 2018 but were not enrolled in August 2018. Demonstration disenrollment is often the result of failure to timely return redetermination paperwork and transferring to another Medicaid program.

Table 4: Flint Demonstration Disenrollment by Month				
Enrollment Group	July 2018	August 2018	September 2018	Total
Pregnant Women	86	101	99	286
Children	715	683	625	2,023
Total	801	784	724	2,309

Additional demonstration disenrollment reports by month have been included as attachments. Enrollment maps depicting the geographic distribution of demonstration enrollees for the quarter have also been included as attachments to this report. The attached reports will not necessarily align numerically with the figures reported in the quarterly report tables due to differences in the timing of data retrieval and specifications.

MDHHS monitors the Flint demonstration population's usage of Medicaid benefits to assure access to care. The following access to care metrics utilize the same enrollment group definitions for children and pregnant women as described for tables 1 – 3. It should be noted that the Children Under 6 category below is a subgroup of the Children category.

The following table lists the cumulative, unduplicated count of Flint demonstration enrollees since the waiver begin date of May 9, 2016 through the end of the reporting quarter, September 30, 2018. The table displays the total number of those enrolled with a visit to a provider with a primary care associated specialty. This includes practitioners with a specialty of family medicine, general medicine, internal medicine or pediatrics. This metric includes any procedure rendered by a primary care provider (PCP).

Table 5: Cumulative Flint Demonstration PCP Utilization			
May 2016 – September 2018			
Enrollment Group	Cumulative Enrollment	Cumulative Count of Enrollees with PCP Visit(s)	Cumulative Percentage of Enrollees with PCP Visit(s)
Children	36,631	32,157	88%
Children Under 6	14,240	13,540	95%
Pregnant Women	3,218	2,982	93%
Total	39,849	35,139	88%

Table 6 indicates the monthly count of PCP visits for the reporting quarter's Flint demonstration population.

Table 6: Monthly Flint Demonstration PCP Visits				
Enrollment Group	July 2018	August 2018	September 2018	Total
Children	7,467	8,440	8,229	24,136
Pregnant Women	207	205	169	581
Total	7,674	8,645	8,398	24,717

Targeted Case Management services are provided by Genesee Health System and include the following assistance:

- Comprehensive assessment and periodic reassessment of individual needs;
- Development of a specific care plan;
- Referrals and related activities to help obtain needed services;
- Monitoring and follow-up activities.

The following table includes Targeted Case Management service activity as provided by Genesee Health System. Individuals counted as those with ongoing services are defined as individuals receiving a Targeted Case Management-related service other than assessment during the month, including unbilled face-to-face and phone contacts.

Table 7: Genesee Health System Targeted Case Management Activity		
Month	Count of Assessments	Count of Enrollees with Ongoing Targeted Case Management
July 2018	16	32
August 2018	3	35
September 2018	5	41
Cumulative Total	267	597

Outreach/Innovation Activities to Assure Access

MDHHS and community partners work together to coordinate and implement outreach for those affected by the Flint water system. Activities have included press conferences, public service announcements, community events, advertisements on radio and television, social media posts, and letters to providers and potential enrollees. The public can access waiver specific information, including weekly enrollment reports, on the department's website.² A variety of expenditure data and resources for Flint families are available on the State's Flint water website.³ MDHHS has prominently displayed the link to the Flint water website on the MDHHS homepage.⁴

Operational and Policy Development

MDHHS regularly meets with Medicaid Health Plans and provider groups to address operational issues, programmatic issues, and policy updates and clarifications. Additionally, MDHHS provides updates to the Medical Care Advisory Council (MCAC) at regularly scheduled quarterly meetings. MDHHS did not issue any policy bulletins or provider letters specific to the Flint demonstration during this reporting period. Michigan's fiscal year 2019 budget included funding for Flint initiatives as requested by the governor.

Budget Neutrality Monitoring

According to the demonstration special terms and conditions, MDHHS is required to report demonstration expenditures subject to budget neutrality. In this demonstration, this is limited to all demonstration medical assistance expenditures for lead investigation with dates of services within the demonstration's approval period. The following budget neutrality table includes expenditures for March 2016 – December 2016.

Table 8: Flint Demonstration Budget Neutrality Monitoring

	DY 1 - PMPM	DY 2 - PMPM	DY 3 - PMPM	DY 4 - PMPM	DY 5 - PMPM
Approved Flint Lead Diagnostics PMPM	\$ 10.49	\$ 10.49	\$ 10.49	\$ 10.49	\$ 10.49
Actual Flint Lead Diagnostics PMPM (YTD)	\$ 0.18	-	-	-	-
Total Flint Lead Diagnostics Expenditures (YTD)	\$ 29,940.00	-	-	-	-
Total Flint Demonstration Member Months (YTD)	168,304	-	-	-	-

As of January 1, 2017, Michigan's approved Children's Health Insurance Program (CHIP) Health Services Initiative (HSI) provides funding for lead abatement in the impacted areas of Flint, Michigan. As a result, expenditures subject to budget neutrality in the Flint Demonstration

² <http://www.michigan.gov/mdhhs/0,5885,7-339-71547-376862--,00.html>

³ <http://www.michigan.gov/flintwater>

⁴ <http://www.michigan.gov/mdhhs/>

are limited to calendar year 2016. Lead abatement expenditures after 2016, including those associated with environmental diagnostic testing, are reported per CHIP HSI regulatory requirements.

Consumer Issues

MDHHS utilizes the Beneficiary Helpline as a central point of contact for members to ask questions, report complaints and resolve issues. Information on beneficiary complaints and health plan grievances and appeals are currently collected for other Medicaid programs. In the following table, MDHHS has refined existing reporting mechanisms to measure Flint demonstration member telephone contacts with the department.

Table 9: Flint Demonstration Customer Service Requests	
July 2018 – September 2018	
Category	Number of Contacts
Covered Services Issue	6
Enrollment/Eligibility Not Recognized	5
Enrollment Issues	4
Obtaining Prescriptions	3
Dental	2
Flint Attested	1
1095B Reprint	1
Total	22

Demonstration Evaluation

MDHHS has commissioned the Michigan State University Institute for Health Policy (MSU-IHP) to serve as the Flint demonstration independent evaluator. MSU-IHP will conduct demonstration evaluation activities in four domains over a four year evaluation period. The four domains are as follows:

- I. Access to Services
- II. Access to Targeted Case Management
- III. Improved Health Outcomes
- IV. Lead Hazard Investigation

This quarter's administrative activities included the recruitment of project staff, ongoing workgroup meetings, and presentation of evaluation project to community stakeholder group. Additionally, MSU-IHP received approval for key modifications to the beneficiary survey process; decreasing time between surveys, offering cash incentives, and recalculating the survey sample. Decreasing the time between survey waves will allow MSU-IHP to complete all three waves in the initially proposed time period. Respondents will have the opportunity with each wave of surveys to receive a \$10 cash incentive if the survey is completed within two weeks. Surveys completed after the two-week period are eligible for a \$5 incentive. Participants

that complete all three survey waves will received a \$20 bonus upon third wave completion. MSU-IHP recalculated survey sample requirements to align with its anticipated response rate.

Domain I: Access to Services

Domain I will examine the hypothesis that demonstration enrollees will access services to identify and address physical or behavioral health issues associated with lead exposure at a rate higher than others with similar levels of lead exposure. This quarter, MSU-IHP continued to engage in ongoing data management team discussions based on data processing. Additionally, MSU-IPH continued to work with its Medicaid enrollment, claims, and encounters dataset from the MDHHS Data Warehouse for the April 2013 – March 2018 period. Technical specifications programming for selected measures into SAS/STATA software are in development. MSU-IHP drafted Adult and Child Beneficiary Surveys and cover letters are pending a final review by community partners.

Domain II: Access to Targeted Case Management

Domain II will assess if demonstration enrollees who access Targeted Case Management services will access needed medical, social, educational, and other services at a rate higher than others with similar levels of lead exposure. This quarter, MSU-IHP continued to work to establish a business associate agreement with Genesee Health System. Technical specifications for this domain's measures are in in process of being programed into analytic and statistical software. MSU-IHP and Genesee Health System developed a strategy to plan Targeted Case Management delivery data collection. Additionally, MSU-IHP engaged in discussions with Greater Flint Health Coalition regarding delivery of Targeted Care Management services. MSU-IPH reconfigured the Targeted Case Manager as a key informant structured interview due to the small number of case managers providing the service.

Domain III: Improved Health Outcomes

Domain III will evaluate the hypothesis that demonstration enrollees will have improved health outcomes compared to others with similar levels of lead exposure. This quarter, MSU-IHP continued its environment scan of existing Flint focused surveys and expansion waiver information dissemination. This exercise will inform MSU-IHP's planning of the Evaluation beneficiary survey. Additionally, MSU-IHP created a Community Inventory tool in Access software to track Flint Water Crisis community response. MSU-IHP is developing a process to utilize State of Michigan Department of Education MI Schools Dashboard/Database aggregate data to track developmental outcomes of children enrolled in Flint Community Schools. Due to the federal Family Educational Rights and Privacy Act (FERPA), individual student data is not available.

Domain IV: Lead Hazard Investigation

Domain IV will examine if the lead hazard investigation program reduces estimated expected ongoing or re-exposure to lead hazards in the absence of this program. There were no targeted evaluation activities for this domain during the reporting quarter.

Enclosures/Attachments

1. July 2018 Flint Demonstration Disenrollment Report (CM-100)
2. August 2018 Flint Demonstration Disenrollment Report (CM-100)
3. September 2018 Flint Demonstration Disenrollment Report (CM-100)
4. Quarterly Geographic Distribution Enrollment Map: Pregnant Women
5. Quarterly Geographic Distribution Enrollment Map: Children
6. Quarterly Geographic Distribution Enrollment Map: Children Under 6

State Contacts

If there are any questions about the contents of this report, please contact one of the following people listed below.

Jacqueline Coleman, Waiver Specialist

Phone: (517) 284-1190

Carly Todd, Specialist

Phone: (517) 284-1196

Andrew Schalk, Federal Regulation & Hospital Reimbursement Section Manager

Phone: (517) 284-1195

Penny Rutledge, Actuarial Division Director

Phone: (517) 284-1191

Actuarial Division

Bureau of Medicaid Operations and Actuarial Services

MSA, MDHHS, P.O. Box 30479

Lansing, MI 48909-7979

Fax: (517) 241-5112

Date Submitted to CMS

December 3, 2018

State of Michigan
 Department of Health and Human Services
 Medicaid waiver Monthly CMS report

Report ID: CM-100
 Report Period: 07/01/2018

Run Date: 10/24/2018
 Run Time: 3:29:04PM

1. Monthly count of disenrollment because of transfer to another eligibility group:	231
2. Monthly count of disenrollment other than transfer to another Medicaid group:	407
3. Monthly count of beneficiaries due for renewal:	1503
4. Number of beneficiaries due for renewal who did not renew:	1407
5. Number of beneficiaries due for renewal who lost eligibility:	263
6. Enrollment continuity in weeks for all individuals enrolled during the reporting month:	
05/07/2016 Thru 06/30/2018	Count: 59,183
07/01/2018 Thru 07/07/2018	Count: 175
07/08/2018 Thru 07/14/2018	Count: 125
07/15/2018 Thru 07/21/2018	Count: 141
07/22/2018 Thru 07/28/2018	Count: 84
07/29/2018 Thru 07/31/2018	Count: 64

***** END OF THE REPORT *****

State of Michigan
 Department of Health and Human Services
 Medicaid waiver Monthly CMS report

Report ID: CM-100
 Report Period: 08/01/2018

Run Date: 10/24/2018
 Run Time: 4:01:14PM

1. Monthly count of disenrollment because of transfer to another eligibility group:	271
2. Monthly count of disenrollment other than transfer to another Medicaid group:	368
3. Monthly count of beneficiaries due for renewal:	1088
4. Number of beneficiaries due for renewal who did not renew:	1009
5. Number of beneficiaries due for renewal who lost eligibility:	228
6. Enrollment continuity in weeks for all individuals enrolled during the reporting month:	
05/07/2016 Thru 07/31/2018	Count: 59,772
08/01/2018 Thru 08/04/2018	Count: 136
08/05/2018 Thru 08/11/2018	Count: 95
08/12/2018 Thru 08/18/2018	Count: 107
08/19/2018 Thru 08/25/2018	Count: 102
08/26/2018 Thru 08/31/2018	Count: 84

***** END OF THE REPORT *****

State of Michigan
 Department of Health and Human Services
 Medicaid waiver Monthly CMS report

Report ID: CM-100
 Report Period: 09/01/2018

Run Date: 10/24/2018
 Run Time: 4:08:44PM

1. Monthly count of disenrollment because of transfer to another eligibility group:	243
---	-----

2. Monthly count of disenrollment other than transfer to another Medicaid group:	473
--	-----

3. Monthly count of beneficiaries due for renewal:	1588
4. Number of beneficiaries due for renewal who did not renew:	1483
5. Number of beneficiaries due for renewal who lost eligibility:	376

6. Enrollment continuity in weeks for all individuals enrolled during the reporting month:					
	05/07/2016	Thru	08/31/2018	Count:	60,296
	09/01/2018	Thru	09/01/2018	Count:	57
	09/02/2018	Thru	09/08/2018	Count:	87
	09/09/2018	Thru	09/15/2018	Count:	113
	09/16/2018	Thru	09/22/2018	Count:	112
	09/23/2018	Thru	09/29/2018	Count:	82
	09/30/2018	Thru	09/30/2018	Count:	5

***** END OF THE REPORT *****

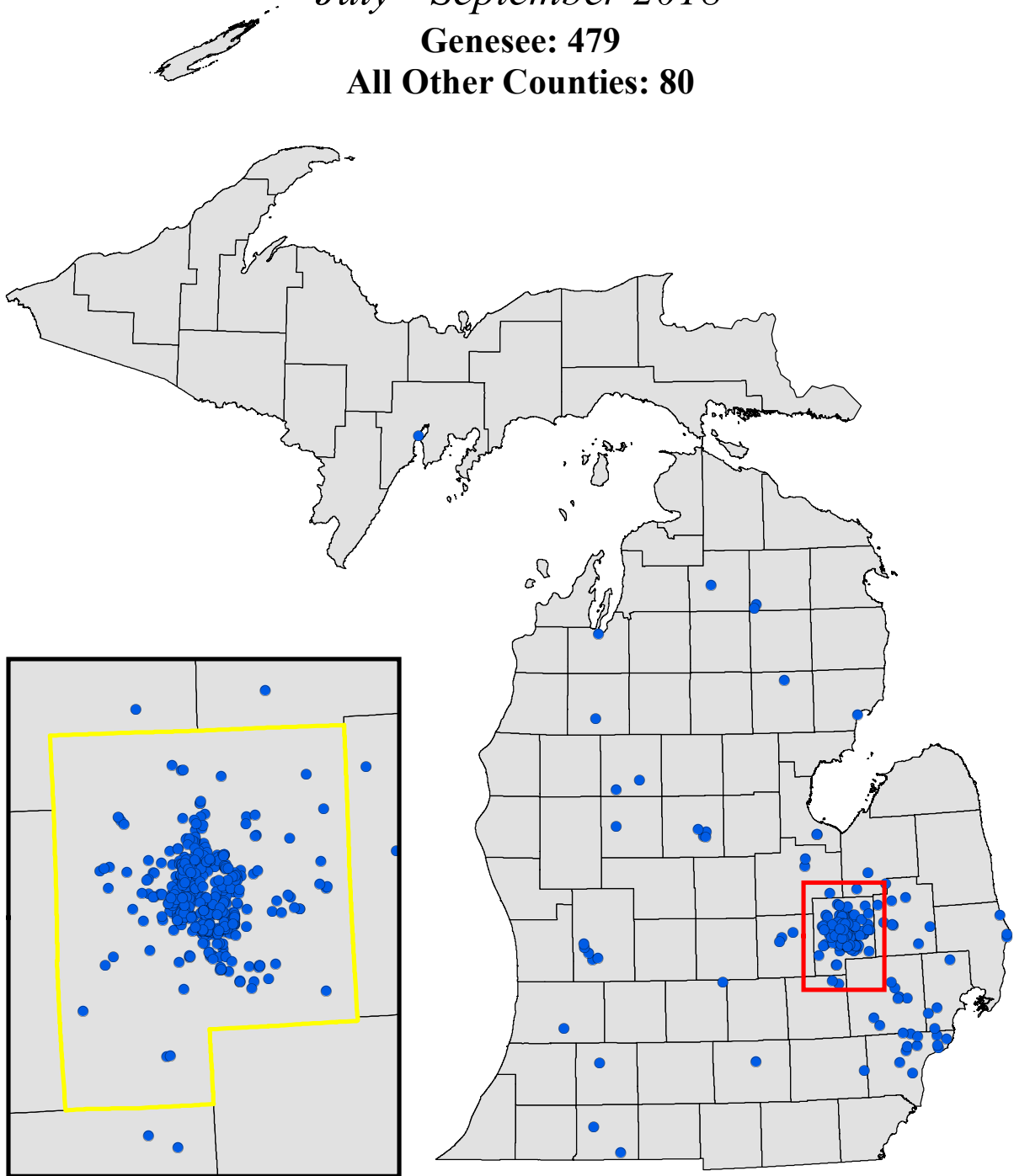
Flint Demonstration Waiver Enrollees

Pregnant

July - September 2018

Genesee: 479

All Other Counties: 80



Source: MDHHS Data Warehouse
Retrieved on November 5, 2018

MDHHS - Actuarial Division
November 8, 2018

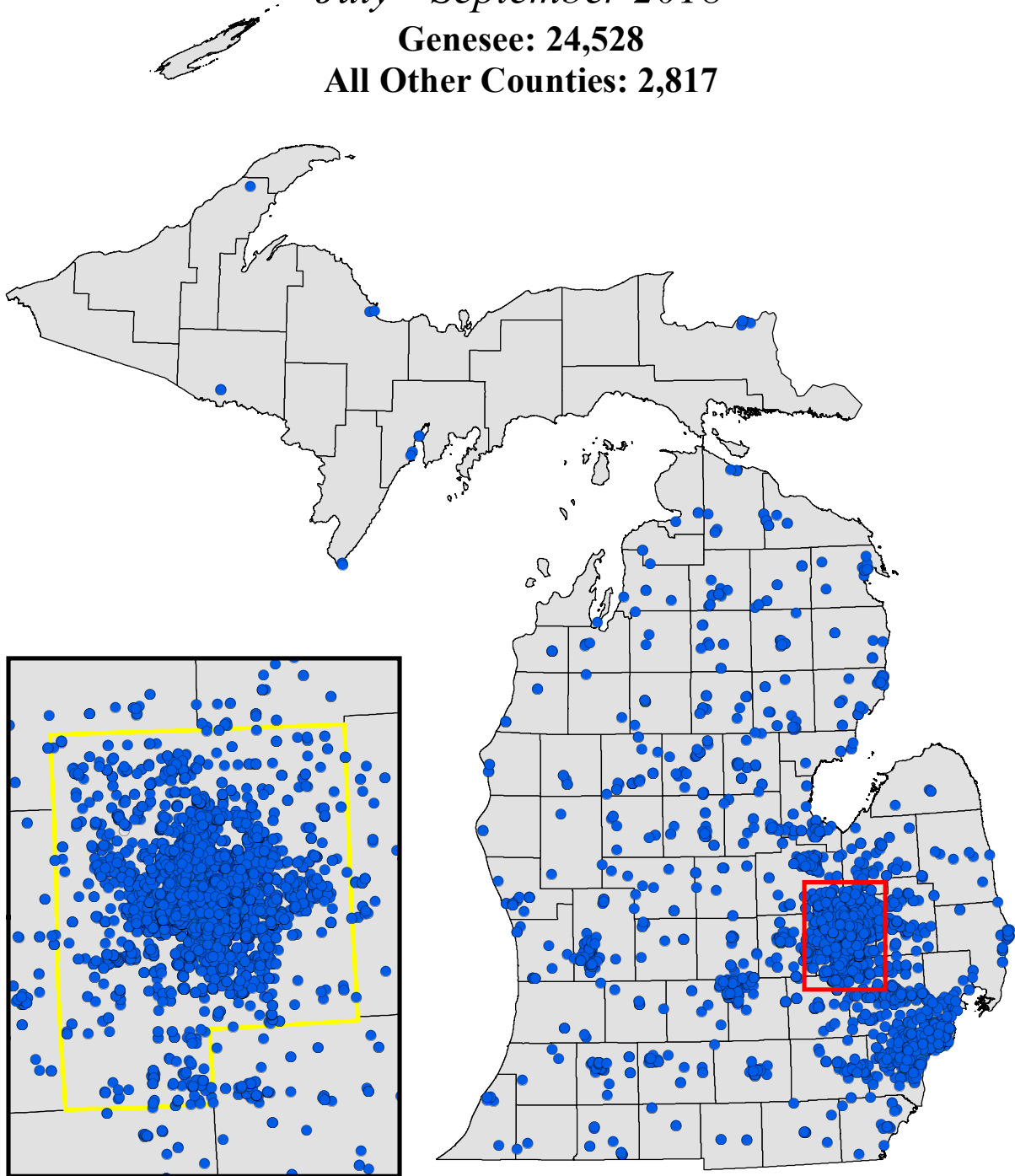
Flint Demonstration Waiver Enrollees

0-20 Years Old

July - September 2018

Genesee: 24,528

All Other Counties: 2,817



Source: MDHHS Data Warehouse
Retrieved on November 9, 2018

MDHHS - Actuarial Division
November 9, 2018

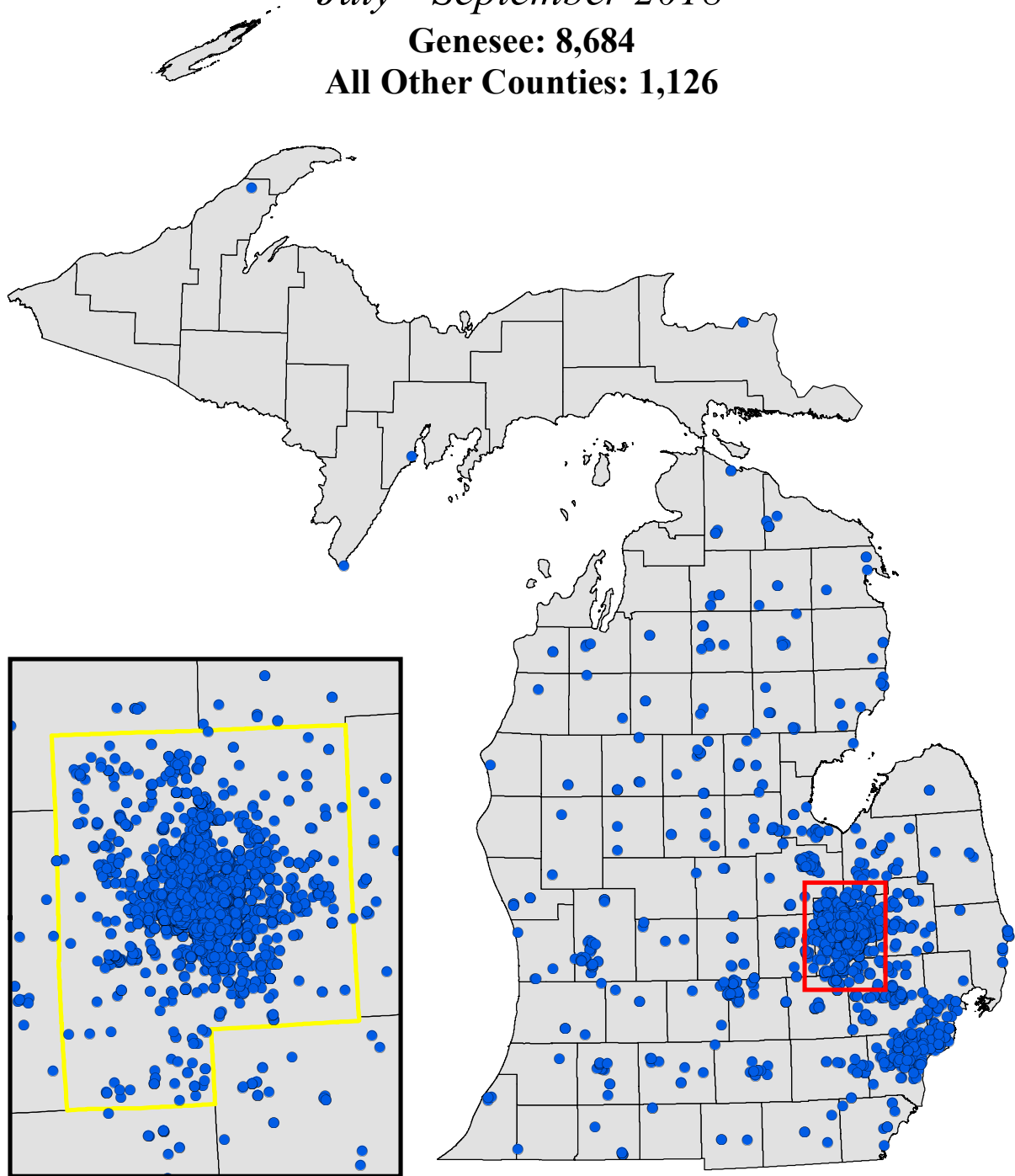
Flint Demonstration Waiver Enrollees

0-5 Years Old

July - September 2018

Genesee: 8,684

All Other Counties: 1,126



Source: MDHHS Data Warehouse
Retrieved on November 9, 2018

MDHHS - Actuarial Division
November 9, 2018