



STATE OF MICHIGAN
DEPARTMENT OF HEALTH AND HUMAN SERVICES
LANSING

RICK SNYDER
GOVERNOR

NICK LYON
DIRECTOR

June 29, 2018

Jennifer Kostasich, Project Officer
Centers for Medicare and Medicaid Services
7500 Security Boulevard
Mail Stop S2-01-16
Baltimore, Maryland 21244-1850

Dear Ms. Kostasich,

Re: Project Number 11-W-00302/5 – Flint Michigan Section 1115 Demonstration

Enclosed is the quarterly report for the Flint Michigan Section 1115 Demonstration. It covers the first quarter of calendar year 2018. The report provides operational information, program enrollment, and policy changes related to the waiver as specified in the Special Terms and Conditions.

Should you have any questions related to the information contained in this report, please contact Jacqueline Coleman. She may be reached by phone at (517) 284-1190, or by e-mail at colemanj@michigan.gov.

Sincerely,

A black rectangular redaction box covering the signature of Penny Rutledge.

Penny Rutledge, Director
Actuarial Division

cc: Ruth Hughes
Angela Garner

Enclosure (7)

Flint Michigan Section 1115 Demonstration
Quarterly Report

Demonstration Year: 2 (03/01/2017 – 02/28/2018)
Calendar Year Quarter: 1 (01/01/2018 – 03/31/2018)

Table of Contents

Introduction	3
Enrollment and Benefits Information	3
Table 1: Flint Demonstration Enrollment by Month	3
Table 2: Flint Demonstration New Enrollment by Month	4
Table 3: Flint Demonstration Re-Enrollment by Month.....	4
Table 4: Flint Demonstration Disenrollment by Month.....	4
Table 5: Cumulative Flint Demonstration PCP Utilization	5
Table 6: Monthly Flint Demonstration PCP Visits.....	5
Table 7: Genesee Health System Targeted Case Management Activity	6
Outreach/Innovation Activities to Assure Access.....	6
Operational and Policy Development	6
Budget Neutrality Monitoring	6
Table 8: Flint Demonstration Budget Neutrality Monitoring	7
Consumer Issues	7
Table 9: Flint Demonstration Customer Service Requests.....	7
Demonstration Evaluation	7
Enclosures/Attachments	9
State Contacts	9
Date Submitted to CMS	10

Introduction

On March 3, 2016 the Centers for Medicare and Medicaid Services (CMS) approved Michigan Department of Health and Human Services' (MDHHS) application to expand Medicaid coverage for individuals impacted by lead exposure in the Flint water system through February 28, 2021. Through the demonstration, entitled "Flint Michigan Section 1115 Demonstration" and the associated state plan amendments, State Medicaid eligibility expanded to low-income children and pregnant women who were served by the Flint water system during a specified period of time and who would not otherwise be eligible for Medicaid. This population consists of children in households with incomes from 212 percent of the federal poverty level (FPL) up to and including 400 percent of the FPL and pregnant women in households with incomes from 195 percent up to and including 400 percent of the FPL.

The demonstration population receives care primarily through Medicaid managed care plans and receives all state plan benefits including, for children, Early and Periodic Screening, Diagnostic and Treatment (EPSDT). Individuals receiving benefits under the demonstration are exempt from cost sharing and premiums. Targeted Case Management and home lead investigation services are available to children and pregnant women served by the Flint water system during the defined period who have been determined eligible for Medicaid. The provision of specialized services are limited to certain providers as allowable under the approved demonstration.

Enrollment and Benefits Information

Enrollment into the Flint Medicaid waiver program began May 9, 2016. Beneficiaries already eligible for Medicaid were contacted by mail with information on expanded services provided by the waiver. Potential enrollees can apply for the program via the MDHHS website, by calling a toll-free number or by visiting any MDHHS County office or an area navigator site. Healthcare coverage and application information for people impacted by the Flint water system can be found on the MDHHS website.¹

Demonstration enrollment activity is detailed in this section of the report. For reporting purposes, the Children enrollment group is defined as demonstration enrollees under the age of 21. Pregnant women are identified using pregnancy indicators in the MDHHS data warehouse. To avoid duplication, pregnant women are excluded from the Children enrollment group. The following table shows enrollment in the demonstration by month.

Enrollment Group	January 2018	February 2018	March 2018
Pregnant Women	457	429	427
Children	27,406	27,316	27,135
Total	27,862	27,316	27,562

¹ <http://www.michigan.gov/mdhhs/0,5885,7-339-71547-384168--,00.html>

Table 2 displays Flint demonstration new enrollment by month. This includes individuals who may have previously been enrolled in other Medicaid programs but are new to the Flint demonstration.

Table 2: Flint Demonstration New Enrollment by Month				
Enrollment Group	January 2018	February 2018	March 2018	Total
Pregnant Women	51	46	45	142
Children	168	144	149	461
Total	219	190	194	603

Table 3 shows Flint demonstration re-enrollments by month. Re-enrollments include individuals who have disenrolled and re-enrolled in the Flint demonstration. Individuals under the re-enrollment category also include individuals that may have previously been enrolled in other Medicaid programs.

Table 3: Flint Demonstration Re-Enrollment by Month				
Enrollment Group	January 2018	February 2018	March 2018	Total
Pregnant Women	35	20	32	87
Children	383	387	370	1,140
Total	418	407	402	1,227

Table 4 contains Flint demonstration disenrollment by month. Disenrollment for a reporting month contains individuals with program enrollment in the prior reporting month that do not have program enrollment for the current reporting month. For example, individuals defined as disenrolled in February 2018 were enrolled in the demonstration in January 2018 but were not enrolled in February 2018. Demonstration disenrollment is often the result of failure to timely return redetermination paperwork and transferring to another Medicaid program.

Table 4: Flint Demonstration Disenrollment by Month				
Enrollment Group	January 2018	February 2018	March 2018	Total
Pregnant Women	98	94	79	271
Children	682	612	706	2,000
Total	780	706	785	2,271

Additional demonstration disenrollment reports by month have been included as attachments. Enrollment maps depicting the geographic distribution of demonstration enrollees for the quarter have also been included as attachments to this report. The attached reports will not necessarily align numerically with the figures reported in the quarterly report tables due to differences in the timing of data retrieval and specifications.

MDHHS monitors the Flint demonstration population's usage of Medicaid benefits to assure access to care. The following access to care metrics utilize the same enrollment group definitions for children and pregnant women as described for tables 1 – 3. It should be noted that the Children Under 6 category below is a subgroup of the Children category.

The following table lists the cumulative, unduplicated count of Flint demonstration enrollees since the waiver begin date of May 9, 2016 through the end of the reporting quarter, March 31, 2018. The table displays the total number of those enrolled with a visit to a provider with a primary care associated specialty. This includes practitioners with a specialty of family medicine, general medicine, internal medicine or pediatrics. This metric includes any procedure rendered by a primary care provider (PCP).

Table 5: Cumulative Flint Demonstration PCP Utilization			
May 2016 – March 2018			
Enrollment Group	Cumulative Enrollment	Cumulative Count of Enrollees with PCP Visit(s)	Cumulative Percentage of Enrollees with PCP Visit(s)
Children	35,583	30,292	85%
Children Under 6	13,790	12,905	94%
Pregnant Women	2,862	2,641	92%
Total	38,445	32,933	86%

Table 6 indicates the monthly count of PCP visits for the reporting quarter's Flint demonstration population.

Table 6: Monthly Flint Demonstration PCP Visits				
Enrollment Group	January 2018	February 2018	March 2018	Total
Children	9,003	8,240	9,731	26,974
Pregnant Women	228	189	201	618
Total	9,231	8,429	9,932	27,592

Targeted Case Management services are provided by Genesee Health System and include the following assistance:

- Comprehensive assessment and periodic reassessment of individual needs;
- Development of a specific care plan;
- Referrals and related activities to help obtain needed services;
- Monitoring and follow-up activities.

The following table includes Targeted Case Management service activity as provided by Genesee Health System. Individuals counted as those with ongoing services are defined as individuals receiving a Targeted Case Management-related service other than assessment during the month, including unbilled face-to-face and phone contacts.

Month	Count of Assessments	Count of Enrollees with Ongoing Targeted Case Management
January 2018	6	43
February 2018	7	33
March 2018	6	29
Cumulative Total	220	551

Outreach/Innovation Activities to Assure Access

MDHHS and community partners work together to coordinate and implement outreach for those affected by the Flint water system. Activities have included press conferences, public service announcements, community events, advertisements on radio and television, social media posts, and letters to providers and potential enrollees. The public can access waiver specific information, including weekly enrollment reports, on the department’s website.² A variety of resources for Flint families are available on the State’s Flint water website.³ MDHHS has prominently displayed links to both Flint websites on the MDHHS homepage.⁴

Operational and Policy Development

This and future quarterly reports will address policy, administrative or budget issues identified during the demonstration. MDHHS did not issue any policy bulletins or provider letters specific to the Flint demonstration during the reporting period. This quarter, Michigan State University announced the debut of the Flint Registry pre-enrollment website. Individuals exposed to the Flint water system can complete a pre-enrollment process and get connected with resources. Additionally, the registry aims to document the health and wellness of this population and the measure the effectiveness of services designed to improve their outcomes. MDHHS, on behalf of Michigan’s Child Lead Exposure Elimination Commission (CLEEC), announced one-time grant opportunities to eliminate childhood lead exposure this quarter. Grants recipients of \$757,513 in funding will develop innovative lead exposure prevention plans.

Budget Neutrality Monitoring

According to the demonstration special terms and conditions, MDHHS is required to report demonstration expenditures subject to budget neutrality. In this demonstration, this is limited to all demonstration medical assistance expenditures for lead investigation with dates of services within the demonstration’s approval period. The following budget neutrality table includes expenditures for March 2016 – December 2016.

² <http://www.michigan.gov/mdhhs/0,5885,7-339-71547-376862--,00.html>

³ <http://www.michigan.gov/flintwater>

⁴ <http://www.michigan.gov/mdhhs/>

Table 8: Flint Demonstration Budget Neutrality Monitoring

	DY 1 - PMPM	DY 2 - PMPM	DY 3 - PMPM	DY 4 - PMPM	DY 5 - PMPM
Approved Flint Lead Diagnostics PMPM	\$ 10.49	\$ 10.49	\$ 10.49	\$ 10.49	\$ 10.49
Actual Flint Lead Diagnostics PMPM (YTD)	\$ 0.18	-	-	-	-
Total Flint Lead Diagnostics Expenditures (YTD)	\$ 29,940.00	-	-	-	-
Total Flint Demonstration Member Months (YTD)	168,304	-	-	-	-

As of January 1, 2017, Michigan’s approved Children’s Health Insurance Program (CHIP) Health Services Initiative (HSI) provides funding for lead abatement in the impacted areas of Flint, Michigan. As a result, expenditures subject to budget neutrality in the Flint Demonstration are limited to calendar year 2016. Lead abatement expenditures after 2016, including those associated with environmental diagnostic testing, are reported per CHIP HSI regulatory requirements.

Consumer Issues

MDHHS utilizes the Beneficiary Helpline as a central point of contact for members to ask questions, report complaints and resolve issues. Information on beneficiary complaints and health plan grievances and appeals are currently collected for other Medicaid programs. In the following table, MDHHS has refined existing reporting mechanisms to measure Flint demonstration member telephone contacts with the department.

Table 9: Flint Demonstration Customer Service Requests**January 2018 – March 2018**

Category	Number of Contacts
1095-B Form	35
Obtaining Prescriptions	14
Enrollment	10
Covered Services	9
Enrollment/Eligibility Not Recognized	6
Dental	2
Other	3
Total	79

Demonstration Evaluation

MDHHS has commissioned the Michigan State University Institute for Health Policy (MSU-IHP) to serve as the Flint demonstration independent evaluator. On August 8, 2017, CMS approved the demonstration evaluation design. The complete Demonstration Evaluation Plan is available as an attachment to the Flint Demonstration’s approved Special Terms and Conditions. MSU-

IHP will conduct demonstration evaluation activities in four domains over a four year evaluation period. The four domains are as follows:

- I. Access to Services
- II. Access to Targeted Case Management
- III. Improved Health Outcomes
- IV. Lead Hazard Investigation

This quarter, MSU-IHP received notice that the United States Department of Education would not be able to provide an exemption to the Michigan Department of Education to share identifiable data. The MSU Institutional Review Board determined that the MSU-IHP demonstration evaluation project does not qualify as research and does not involve human subjects. Additional administrative activities included hiring analytic staff and obtaining project software and equipment.

Domain I: Access to Services

Domain I will examine the hypothesis that demonstration enrollees will access services to identify and address physical or behavioral health issues associated with lead exposure at a rate higher than others with similar levels of lead exposure. This quarter, MSU-IHP continued its ongoing data management team discussions. MSU-IHP has obtained Medicaid data related to enrollment from MDHHS Data Warehouse for analytic team exploration and familiarity. Additionally, mapping of beneficiaries enrolled in the demonstration was performed to assess the spread of the population. Due to the greater than anticipated spread, MSU-IHP is exploring alternatives for data downloads. MSU-IHP continues to collate and program technical specifications for selected measures into analytic and statistical software. Additionally, MSU-IHP engaged in discussions with the CDC funded Flint Exposure Registry project about collaborating on a regional survey to reduce survey fatigue in the target population.

Domain II: Access to Targeted Case Management

Domain II will assess if demonstration enrollees who access Targeted Case Management services will access needed medical, social, educational, and other services at a rate higher than others with similar levels of lead exposure. This quarter, MSU-IHP worked to establish a business associate agreement with Genesee Health System. Technical specifications for this domain's measures are in process of being collated and programed into analytic and statistical software.

Domain III: Improved Health Outcomes

Domain III will evaluate the hypothesis that demonstration enrollees will have improved health outcomes compared to others with similar levels of lead exposure. There were no targeted evaluation activities during this reporting quarter.

Domain IV: Lead Hazard Investigation

Domain IV will examine if the lead hazard investigation program reduces estimated expected ongoing or re-exposure to lead hazards in the absence of this program. There were no targeted evaluation activities during this reporting quarter.

Enclosures/Attachments

1. January 2018 Flint Demonstration Disenrollment Report (CM-100)
2. February 2018 Flint Demonstration Disenrollment Report (CM-100)
3. March 2018 Flint Demonstration Disenrollment Report (CM-100)
4. Quarterly Geographic Distribution Enrollment Map: Pregnant Women
5. Quarterly Geographic Distribution Enrollment Map: Children
6. Quarterly Geographic Distribution Enrollment Map: Children Under 6

State Contacts

If there are any questions about the contents of this report, please contact one of the following people listed below.

Jacqueline Coleman, Waiver Specialist

Phone: (517) 284-1190

Carly Todd, Specialist

Phone: (517) 284-1196

Andrew Schalk, Federal Regulation & Hospital Reimbursement Section Manager

Phone: (517) 284-1195

Penny Rutledge, Actuarial Division Director

Phone: (517) 284-1191

Actuarial Division
Bureau of Medicaid Operations and Actuarial Services
MSA, MDHHS, P.O. Box 30479
Lansing, MI 48909-7979
Fax: (517) 241-5112

Date Submitted to CMS

June 29, 2018

State of Michigan
 Department of Health and Human Services
 Medicaid waiver Monthly CMS report

Report ID: CM-100
 Report Period: 01/01/2018

Run Date: 06/24/2018
 Run Time: 11:07:25PM

1. Monthly count of disenrollment because of transfer to another eligibility group:	246
2. Monthly count of disenrollment other than transfer to another Medicaid group:	376
3. Monthly count of beneficiaries due for renewal:	1292
4. Number of beneficiaries due for renewal who did not renew:	1209
5. Number of beneficiaries due for renewal who lost eligibility:	250
6. Enrollment continuity in weeks for all individuals enrolled during the reporting month:	
05/07/2016 Thru 12/31/2017	Count: 54,379
01/01/2018 Thru 01/06/2018	Count: 231
01/07/2018 Thru 01/13/2018	Count: 248
01/14/2018 Thru 01/20/2018	Count: 181
01/21/2018 Thru 01/27/2018	Count: 190
01/28/2018 Thru 01/31/2018	Count: 129

***** END OF THE REPORT *****

State of Michigan
Department of Health and Human Services
Medicaid waiver Monthly CMS report

Report ID: CM-100
Report Period: 02/01/2018

Run Date: 06/24/2018
Run Time: 11:27:39PM

1. Monthly count of disenrollment because of transfer to another eligibility group:	238
2. Monthly count of disenrollment other than transfer to another Medicaid group:	449
3. Monthly count of beneficiaries due for renewal:	1343
4. Number of beneficiaries due for renewal who did not renew:	1249
5. Number of beneficiaries due for renewal who lost eligibility:	258
6. Enrollment continuity in weeks for all individuals enrolled during the reporting month:	
05/07/2016 Thru 01/31/2018	Count: 55,358
02/01/2018 Thru 02/03/2018	Count: 126
02/04/2018 Thru 02/10/2018	Count: 235
02/11/2018 Thru 02/17/2018	Count: 157
02/18/2018 Thru 02/24/2018	Count: 195
02/25/2018 Thru 02/28/2018	Count: 117

***** END OF THE REPORT *****

State of Michigan
 Department of Health and Human Services
 Medicaid waiver Monthly CMS report

Report ID: CM-100
 Report Period: 03/01/2018

Run Date: 06/24/2018
 Run Time: 11:37:23PM

1. Monthly count of disenrollment because of transfer to another eligibility group:	226
2. Monthly count of disenrollment other than transfer to another Medicaid group:	465
3. Monthly count of beneficiaries due for renewal:	1523
4. Number of beneficiaries due for renewal who did not renew:	1408
5. Number of beneficiaries due for renewal who lost eligibility:	302
6. Enrollment continuity in weeks for all individuals enrolled during the reporting month:	
05/07/2016 Thru 02/28/2018	Count: 56,188
03/01/2018 Thru 03/03/2018	Count: 111
03/04/2018 Thru 03/10/2018	Count: 194
03/11/2018 Thru 03/17/2018	Count: 203
03/18/2018 Thru 03/24/2018	Count: 160
03/25/2018 Thru 03/31/2018	Count: 170

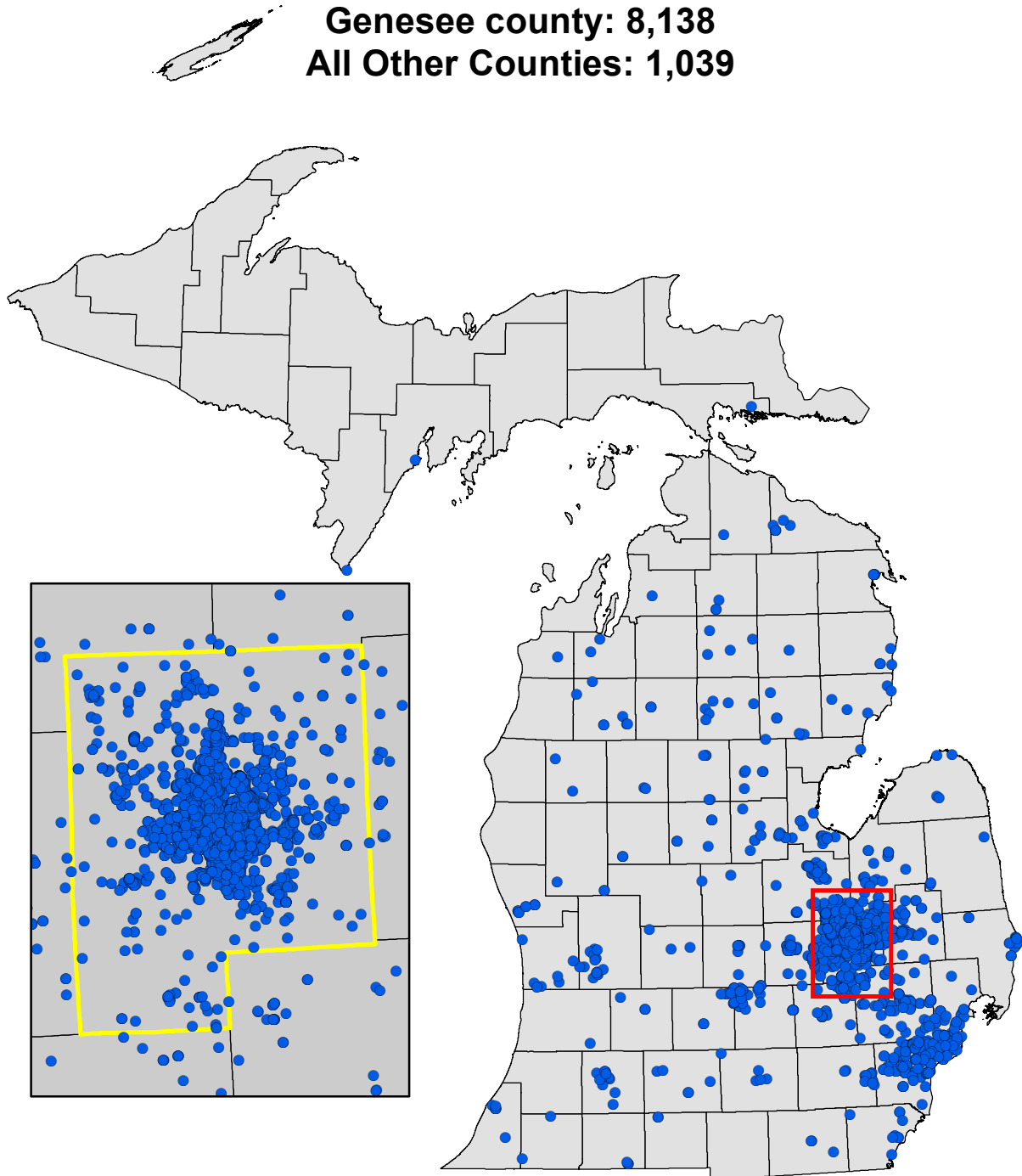
***** END OF THE REPORT *****

Flint Demonstration Waiver Enrollees

0-5 Years Old

January 2018 - March 2018

Genesee county: 8,138
All Other Counties: 1,039



Source: MDHHS Data Warehouse
Retrieved on June 8, 2018

MDHHS - Actuarial Division
June 8, 2018

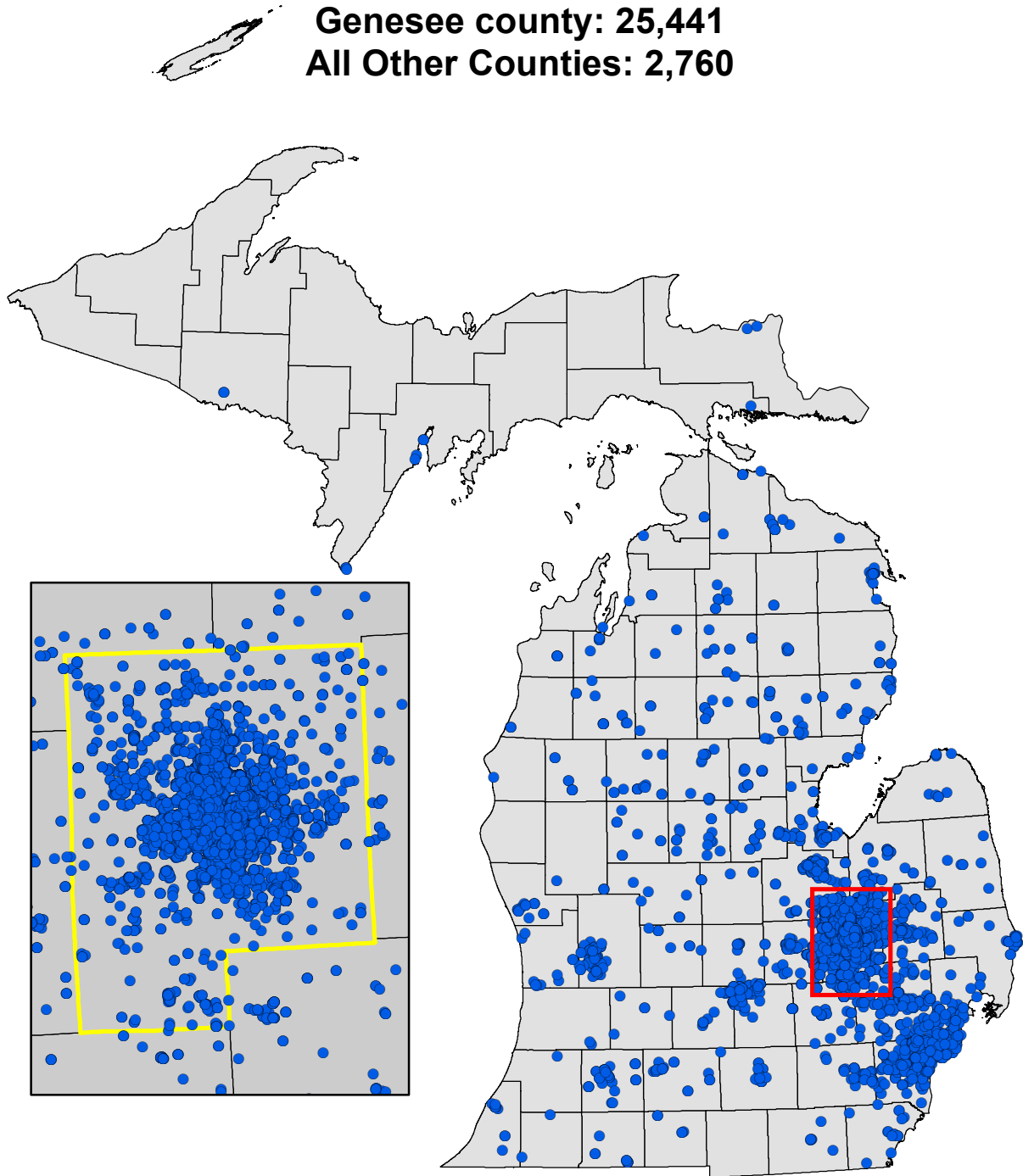
Flint Demonstration Waiver Enrollees

0-20 Years Old

January 2018 - March 2018

Genesee county: 25,441

All Other Counties: 2,760



Source: MDHHS Data Warehouse
Retrieved on June 8, 2018

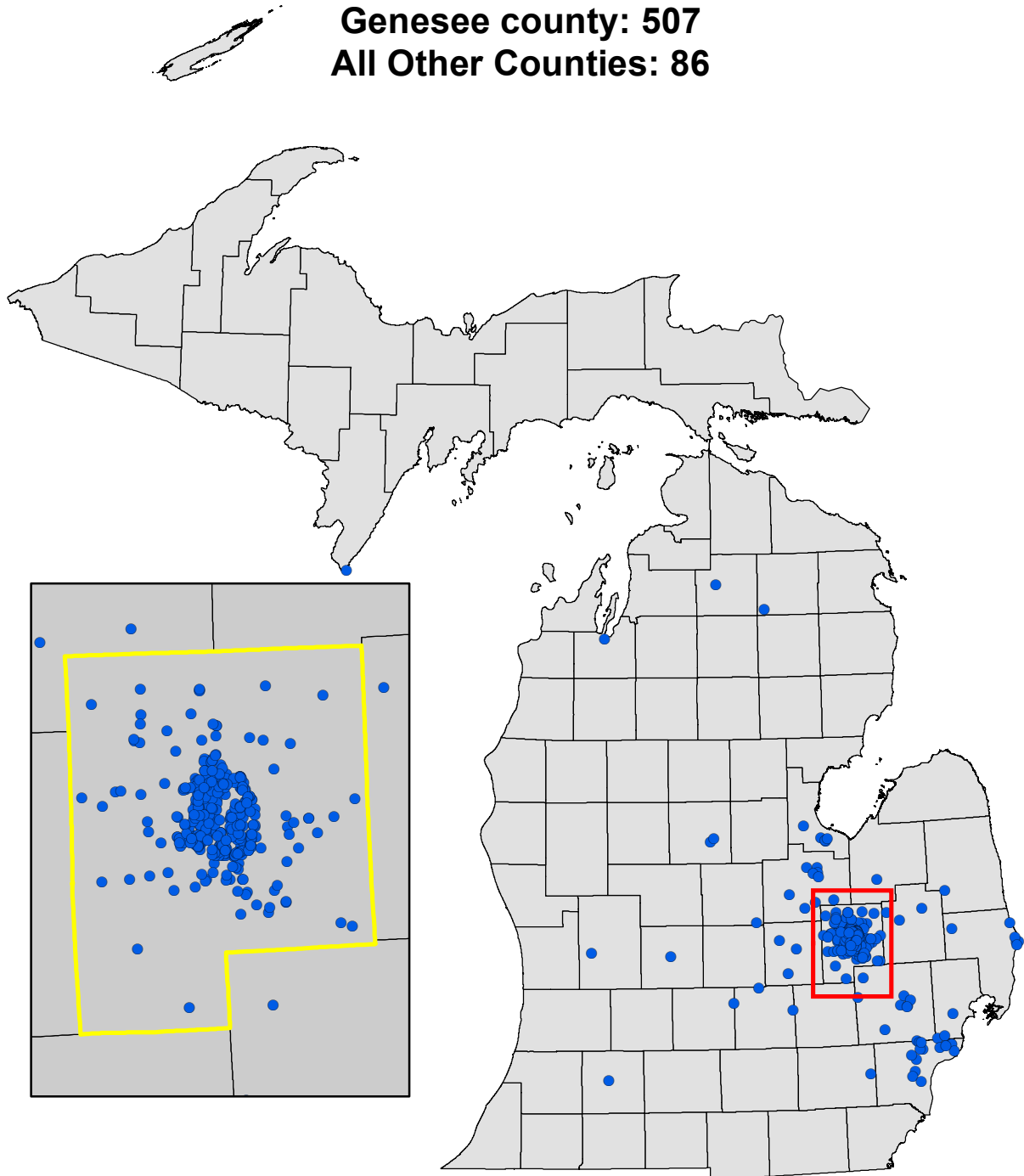
MDHHS - Actuarial Division
June 8, 2018

Flint Demonstration Waiver Enrollees

Pregnant

January 2018 - March 2018

Genesee county: 507
All Other Counties: 86



Source: MDHHS Data Warehouse
Retrieved on June 8, 2018

MDHHS - Actuarial Division
June 8, 2018