



STATE OF MICHIGAN
DEPARTMENT OF HEALTH AND HUMAN SERVICES
LANSING

GRETCHEN WHITMER
GOVERNOR

ROBERT GORDON
DIRECTOR

August 26, 2019

Ed Francell, Project Officer
Centers for Medicare and Medicaid Services
7500 Security Boulevard
Mail Stop S2-01-16
Baltimore, Maryland 21244-1850


Dear Mr. Francell,

Re: Project Number 11-W-00302/5 – Flint Michigan Section 1115 Demonstration

Enclosed is the quarterly report for the Flint Michigan Section 1115 Demonstration. It covers the second quarter of calendar year 2019. The report provides operational information, program enrollment, and policy changes related to the waiver as specified in the Special Terms and Conditions.

Should you have any questions related to the information contained in this report, please contact Jacqueline Coleman. She may be reached by phone at (517) 284-1190, or by e-mail at colemanj@michigan.gov.

Sincerely,



Penny L. Rutledge, Director
Actuarial Division
Medical Services Administration

cc: Ruth Hughes
Angela Garner

Enclosure (7)

Flint Michigan Section 1115 Demonstration
Quarterly Report

Demonstration Year: 3 (03/01/2019 – 02/28/2020)
Calendar Year Quarter: 1 (04/01/2019 – 06/30/2019)

Table of Contents

Introduction	3
Enrollment and Benefits Information	3
Table 1: Flint Demonstration Enrollment by Month	3
Table 2: Flint Demonstration New Enrollment by Month	4
Table 3: Flint Demonstration Re-Enrollment by Month.....	4
Table 4: Flint Demonstration Disenrollment by Month.....	4
Table 5: Cumulative Flint Demonstration PCP Utilization	5
Table 6: Monthly Flint Demonstration PCP Visits.....	5
Table 7: Genesee Health System Targeted Case Management Activity	5
Outreach/Innovation Activities to Assure Access.....	6
Operational and Policy Development	6
Budget Neutrality Monitoring	6
Table 8: Flint Demonstration Budget Neutrality Monitoring	6
Consumer Issues	7
Table 9: Flint Demonstration Customer Service Requests.....	7
Demonstration Evaluation	7
Enclosures/Attachments	9
State Contacts	9
Date Submitted to CMS	10

Introduction

On March 3, 2016 the Centers for Medicare and Medicaid Services (CMS) approved the Michigan Department of Health and Human Services' (MDHHS) application to expand Medicaid coverage for individuals impacted by lead exposure in the Flint water system through February 28, 2021. Through the demonstration, entitled "Flint Michigan Section 1115 Demonstration" and the associated state plan amendments, State Medicaid eligibility expanded to low-income children and pregnant women who were served by the Flint water system during a specified period of time and who would not otherwise be eligible for Medicaid. This population consists of children in households with incomes from 212 percent of the federal poverty level (FPL) up to and including 400 percent of the FPL and pregnant women in households with incomes from 195 percent up to and including 400 percent of the FPL.

The demonstration population receives care primarily through Medicaid managed care plans and receives all state plan benefits including, for children, Early and Periodic Screening, Diagnostic and Treatment (EPSDT). Individuals receiving benefits under the demonstration are exempt from cost sharing and premiums. Targeted Case Management and home lead investigation services are available to children and pregnant women served by the Flint water system during the defined period who have been determined eligible for Medicaid. The provision of specialized services are limited to certain providers as allowable under the approved demonstration.

Enrollment and Benefits Information

Enrollment into the Flint Medicaid waiver program began May 9, 2016. Beneficiaries already eligible for Medicaid were contacted by mail with information on expanded services provided by the waiver. Potential enrollees can apply for the program via the MDHHS website, by calling a toll-free number or by visiting any MDHHS County office or an area navigator site. Healthcare coverage and application information for people impacted by the Flint water system can be found on the MDHHS website.¹

Demonstration enrollment activity is detailed in this section of the report. For reporting purposes, the Children enrollment group is defined as demonstration enrollees under the age of 21. Pregnant women are identified using pregnancy indicators in the MDHHS data warehouse. To avoid duplication, pregnant women are excluded from the Children enrollment group. The following table shows enrollment in the demonstration by month.

Enrollment Group	April 2019	May 2019	June 2019
Pregnant Women	446	430	425
Children	25,876	25,721	25,343
Total	26,322	26,151	25,768

¹ <http://www.michigan.gov/mdhhs/0,5885,7-339-71547-384168--,00.html>

Table 2 displays Flint demonstration new enrollment by month. This includes individuals who may have previously been enrolled in other Medicaid programs but are new to the Flint demonstration.

Table 2: Flint Demonstration New Enrollment by Month				
Enrollment Group	April 2019	May 2019	June 2019	Total
Pregnant Women	50	53	42	145
Children	196	176	136	508
Total	246	229	178	653

Table 3 shows Flint demonstration re-enrollments by month. Re-enrollments include individuals who have disenrolled and re-enrolled in the Flint demonstration. Individuals under the re-enrollment category also include individuals that may have previously been enrolled in other Medicaid programs.

Table 3: Flint Demonstration Re-Enrollment by Month				
Enrollment Group	April 2019	May 2019	June 2019	Total
Pregnant Women	27	23	29	79
Children	346	433	340	1,119
Total	373	456	369	1,198

Table 4 contains Flint demonstration disenrollment by month. Disenrollment for a reporting month contains individuals with program enrollment in the prior reporting month that do not have program enrollment for the current reporting month. For example, individuals defined as disenrolled in May 2019 were enrolled in the demonstration in April 2019 but were not enrolled in May 2019. Demonstration disenrollment is often the result of failure to timely return redetermination paperwork and transferring to another Medicaid program.

Table 4: Flint Demonstration Disenrollment by Month				
Enrollment Group	April 2019	May 2019	June 2019	Total
Pregnant Women	66	92	75	233
Children	832	764	854	2,450
Total	898	856	929	2,683

Additional demonstration disenrollment reports by month have been included as attachments. Enrollment maps depicting the geographic distribution of demonstration enrollees for the quarter have also been included as attachments to this report. The attached reports will not necessarily align numerically with the figures reported in the quarterly report tables due to differences in the timing of data retrieval and specifications.

MDHHS monitors the Flint demonstration population's usage of Medicaid benefits to assure access to care. The following access to care metrics utilize the same enrollment group definitions for children and pregnant women as described for tables 1 – 3. It should be noted that the Children Under 6 category below is a subgroup of the Children category.

The following table lists the cumulative, unduplicated count of Flint demonstration enrollees since the waiver begin date of May 9, 2016 through the end of the reporting quarter, June 30,

2019. The table displays the total number of those enrolled with a visit to a provider with a primary care associated specialty. This includes practitioners with a specialty of family medicine, general medicine, internal medicine or pediatrics. This metric includes any procedure rendered by a primary care provider (PCP).

Table 5: Cumulative Flint Demonstration PCP Utilization

May 2016 – June 2019

Enrollment Group	Cumulative Enrollment	Cumulative Count of Enrollees with PCP Visit(s)	Cumulative Percentage of Enrollees with PCP Visit(s)
Children	38,182	34,384	90%
Children Under 6	15,039	14,410	96%
Pregnant Women	3,661	3,434	94%
Total	41,843	37,818	90%

Table 6 indicates the monthly count of PCP visits for the reporting quarter’s Flint demonstration population.

Table 6: Monthly Flint Demonstration PCP Visits

Enrollment Group	April 2019	May 2019	June 2019	Total
Children	9,052	8,764	6,006	23,822
Pregnant Women	203	192	108	503
Total	9,255	8,956	6,114	24,325

Targeted Case Management services are provided by Genesee Health System and include the following assistance:

- Comprehensive assessment and periodic reassessment of individual needs;
- Development of a specific care plan;
- Referrals and related activities to help obtain needed services;
- Monitoring and follow-up activities.

The following table includes Targeted Case Management service activity as provided by Genesee Health System. Individuals counted as those with ongoing services are defined as individuals receiving a Targeted Case Management-related service other than assessment during the month, including unbilled face-to-face and phone contacts.

Table 7: Genesee Health System Targeted Case Management Activity

Month	Count of Assessments	Count of Enrollees with Ongoing Targeted Case Management
April 2019	5	38
May 2019	18	44
June 2019	6	45
Cumulative Total	306	676

Outreach/Innovation Activities to Assure Access

MDHHS and community partners work together to coordinate and implement outreach for those affected by the Flint water system. Activities have included press conferences, public service announcements, community events, advertisements on radio and television, social media posts, and letters to providers and potential enrollees. The public can access waiver specific information, including weekly enrollment reports, on the department's website.² A variety of expenditure data and resources for Flint families are available on the State's Flint water website.³ MDHHS has prominently displayed the link to the Flint water website on the MDHHS homepage.⁴

Operational and Policy Development

MDHHS regularly meets with Medicaid Health Plans and provider groups to address operational issues, programmatic issues, and policy updates and clarifications. Additionally, MDHHS provides updates to the Medical Care Advisory Council (MCAC) at regularly scheduled quarterly meetings. MDHHS did not issue any policy bulletins or provider letters specific to the Flint demonstration during this reporting period. Enrollment in the Flint demonstration remains stable and the demonstration population continues to consistently access services.

Budget Neutrality Monitoring

According to the demonstration special terms and conditions, MDHHS is required to report demonstration expenditures subject to budget neutrality. In this demonstration, this is limited to all demonstration medical assistance expenditures for lead investigation with dates of services within the demonstration's approval period. The following budget neutrality table includes expenditures for March 2016 – December 2016.

	DY 1 - PMPM	DY 2 - PMPM	DY 3 - PMPM	DY 4 - PMPM	DY 5 - PMPM
Approved Flint Lead Diagnostics PMPM	\$ 10.49	\$ 10.49	\$ 10.49	\$ 10.49	\$ 10.49
Actual Flint Lead Diagnostics PMPM (YTD)	\$ 0.18	-	-	-	-
Total Flint Lead Diagnostics Expenditures (YTD)	\$ 29,940.00	-	-	-	-
Total Flint Demonstration Member Months (YTD)	168,304	-	-	-	-

As of January 1, 2017, Michigan's approved Children's Health Insurance Program (CHIP) Health Services Initiative (HSI) provides funding for lead abatement in the impacted areas of Flint, Michigan. As a result, expenditures subject to budget neutrality in the Flint Demonstration

² <http://www.michigan.gov/mdhhs/0,5885,7-339-71547-376862--,00.html>

³ <http://www.michigan.gov/flintwater>

⁴ <http://www.michigan.gov/mdhhs/>

are limited to calendar year 2016. Lead abatement expenditures after 2016, including those associated with environmental diagnostic testing, are reported per CHIP HSI regulatory requirements.

Consumer Issues

MDHHS utilizes the Beneficiary Helpline as a central point of contact for members to ask questions, report complaints and resolve issues. Information on beneficiary complaints and health plan grievances and appeals are currently collected for other Medicaid programs. In the following table, MDHHS has refined existing reporting mechanisms to measure Flint demonstration member telephone contacts with the department.

Table 9: Flint Demonstration Customer Service Requests	
April 2019 – June 2019	
Category	Number of Contacts
Enrollment/Eligibility Not Recognized	6
Obtaining Prescriptions	6
Dental	5
Enrollment Issues	5
Covered Services Issue	4
Other	2
Total	28

Demonstration Evaluation

MDHHS has commissioned the Michigan State University Institute for Health Policy (MSU-IHP) to serve as the Flint demonstration independent evaluator. MSU-IHP will conduct demonstration evaluation activities in four domains over a four-year evaluation period. The four domains are as follows:

- I. Access to Services
- II. Access to Targeted Case Management
- III. Improved Health Outcomes
- IV. Lead Hazard Investigation

This quarter’s administrative activities included ongoing meetings of the full evaluation team, data workgroup, survey workgroup, and community inventory workgroup. MSU-IHP reports that its Honest Broker received access to Targeted Case Management /Family Support Coordination data from Genesee Health System. This data includes types of referrals to specialized services. Additionally, MSU-IHP developed key informant interviews intended to inform the administrative cost assessment portion of the waiver evaluation.

Domain I: Access to Services

Domain I will examine the hypothesis that demonstration enrollees will access services to identify and address physical or behavioral health issues associated with lead exposure at a

rate higher than others with similar levels of lead exposure. This quarter's activities including ongoing cleaning and programming of MDHHS Warehouse enrollment and claims/encounter data to support evaluation measures obtained through April 2018. MSU-IHP is awaiting MDHHS lead screening program data pending a system edit to improve data linkages to Medicaid identifiers.

This quarter, MSU-IHP completed Wave 1 of the beneficiary survey. The response rate for Wave 1 was 20 percent (2,583 survey respondents out of 11,203 randomly selected beneficiaries). Survey responses were 91 percent for children and 9 percent adults. This is consistent with the proportion defined by the sampling design and reflects the waiver enrollment population. MSU-IHP reports that 56 percent of Wave 1 surveys were completed via internet (phone, tablet, or computer), 39 percent were completed by mail, and 5 percent were completed by phone. This quarter, MSU-IHP engaged in preparation for Wave 2 of the beneficiary survey. Survey reminder cards were prepared for MDHHS approval. Additionally, MSU-IHP continued to edit and revise Wave 2 survey questions.

Domain II: Access to Targeted Case Management

Domain II will assess if demonstration enrollees who access Targeted Case Management services will access needed medical, social, educational, and other services at a rate higher than others with similar levels of lead exposure. This quarter, the Honest Broker successfully accessed Genesee Health System data. MSU-IHP completed the Targeted Case Management/Family Support Coordination key informant interviews with Genesee Health System and Greater Flint Health Coalition. MSU-IHP shared preliminary information with MDHHS.

The key informant interviews demonstrated that the intake and referral process is completed by individuals licensed with a Master of Social Work degree. Genesee Health System utilizes several standardized assessments for screening, intake, and referral. This data was made available to MSU-IHP to augment metrics obtained from beneficiaries who utilize Targeted Case Management/Family Supports Coordination. Genesee Health System and the Greater Flint Health Coalition stated that beneficiaries follow-up with referrals at least 65% of the time. Inadequate transportation and difficulty in contacting beneficiaries are barriers to referral uptake.

Domain III: Improved Health Outcomes

Domain III will evaluate the hypothesis that demonstration enrollees will have improved health outcomes compared to others with similar levels of lead exposure. This quarter, MSU-IHP continued selection methods and identification of a comparison group/county. The analytic plan to test and compare three models to determine the comparison county is currently under consideration. The following statistical models for identifying a comparison group county are being considered: Propensity Score Matching, Synthetic Control, and K Means Clustering Method. The Community Inventory of services and agencies has been reviewed by a key community stakeholder who is also co-chair of the Flint Registry Community Advisory Board. Their review provided context of how existing Flint community entities contributed to health needs during the height of the water crisis.

Domain IV: Lead Hazard Investigation

Domain IV will examine if the lead hazard investigation program reduces estimated expected ongoing or re-exposure to lead hazards in the absence of this program. There were no targeted evaluation activities for this domain during the reporting quarter.

Enclosures/Attachments

1. April 2019 Flint Demonstration Disenrollment Report (CM-100)
2. May 2019 Flint Demonstration Disenrollment Report (CM-100)
3. June 2019 Flint Demonstration Disenrollment Report (CM-100)
4. Quarterly Geographic Distribution Enrollment Map: Pregnant Women
5. Quarterly Geographic Distribution Enrollment Map: Children
6. Quarterly Geographic Distribution Enrollment Map: Children Under 6

State Contacts

If there are any questions about the contents of this report, please contact one of the following people listed below.

Jacqueline Coleman, Waiver Specialist

Email: colemanj@michigan.gov

Phone: (517) 284-119

Carly Todd, Specialist

Email: toddc1@michigan.gov

Phone: (517) 284-1196

Andrew Schalk, Hospital Reimbursement & Special Financing

Email: schalka@michigan.gov

Phone: (517) 284-1195

Penny Rutledge, Actuarial Division Director

Email: rutledgep1@michigan.gov

Phone: (517) 284-1191

Actuarial Division

Bureau of Medicaid Operations and Actuarial Services

MSA, MDHHS, P.O. Box 30479

Lansing, MI 48909-7979

Fax: (517) 241-5112

Date Submitted to CMS

August 26, 2019

State of Michigan
 Department of Health and Human Services
 Medicaid waiver Monthly CMS report

Report ID: CM-100
 Report Period: 04/01/2019

Run Date: 08/05/2019
 Run Time: 7:02:45AM

1. Monthly count of disenrollment because of transfer to another eligibility group:	241
2. Monthly count of disenrollment other than transfer to another Medicaid group:	504
3. Monthly count of beneficiaries due for renewal:	1482
4. Number of beneficiaries due for renewal who did not renew:	1374
5. Number of beneficiaries due for renewal who lost eligibility:	484
6. Enrollment continuity in weeks for all individuals enrolled during the reporting month:	
05/07/2016 Thru 03/31/2019	Count: 63,286
04/01/2019 Thru 04/06/2019	Count: 181
04/07/2019 Thru 04/13/2019	Count: 101
04/14/2019 Thru 04/20/2019	Count: 121
04/21/2019 Thru 04/27/2019	Count: 69
04/28/2019 Thru 04/30/2019	Count: 50

***** END OF THE REPORT *****

State of Michigan
 Department of Health and Human Services
 Medicaid waiver Monthly CMS report

Report ID: CM-100
 Report Period: 05/01/2019

Run Date: 08/05/2019
 Run Time: 7:18:29AM

1. Monthly count of disenrollment because of transfer to another eligibility group:	253
2. Monthly count of disenrollment other than transfer to another Medicaid group:	576
3. Monthly count of beneficiaries due for renewal:	1726
4. Number of beneficiaries due for renewal who did not renew:	1590
5. Number of beneficiaries due for renewal who lost eligibility:	666
6. Enrollment continuity in weeks for all individuals enrolled during the reporting month:	
05/07/2016 Thru 04/30/2019	Count: 63,808
05/01/2019 Thru 05/04/2019	Count: 110
05/05/2019 Thru 05/11/2019	Count: 104
05/12/2019 Thru 05/18/2019	Count: 107
05/19/2019 Thru 05/25/2019	Count: 84
05/26/2019 Thru 05/31/2019	Count: 88

***** END OF THE REPORT *****

State of Michigan
 Department of Health and Human Services
 Medicaid waiver Monthly CMS report

Report ID: CM-100
 Report Period: 06/01/2019

Run Date: 08/05/2019
 Run Time: 7:25:53AM

1. Monthly count of disenrollment because of transfer to another eligibility group:	238
---	-----

2. Monthly count of disenrollment other than transfer to another Medicaid group:	642
--	-----

3. Monthly count of beneficiaries due for renewal:	1825
4. Number of beneficiaries due for renewal who did not renew:	1718
5. Number of beneficiaries due for renewal who lost eligibility:	713

6. Enrollment continuity in weeks for all individuals enrolled during the reporting month:					
05/07/2016	Thru	05/31/2019	Count:	64,301	
06/01/2019	Thru	06/01/2019	Count:	59	
06/02/2019	Thru	06/08/2019	Count:	89	
06/09/2019	Thru	06/15/2019	Count:	108	
06/16/2019	Thru	06/22/2019	Count:	99	
06/23/2019	Thru	06/29/2019	Count:	93	
06/30/2019	Thru	06/30/2019	Count:	1	

***** END OF THE REPORT *****

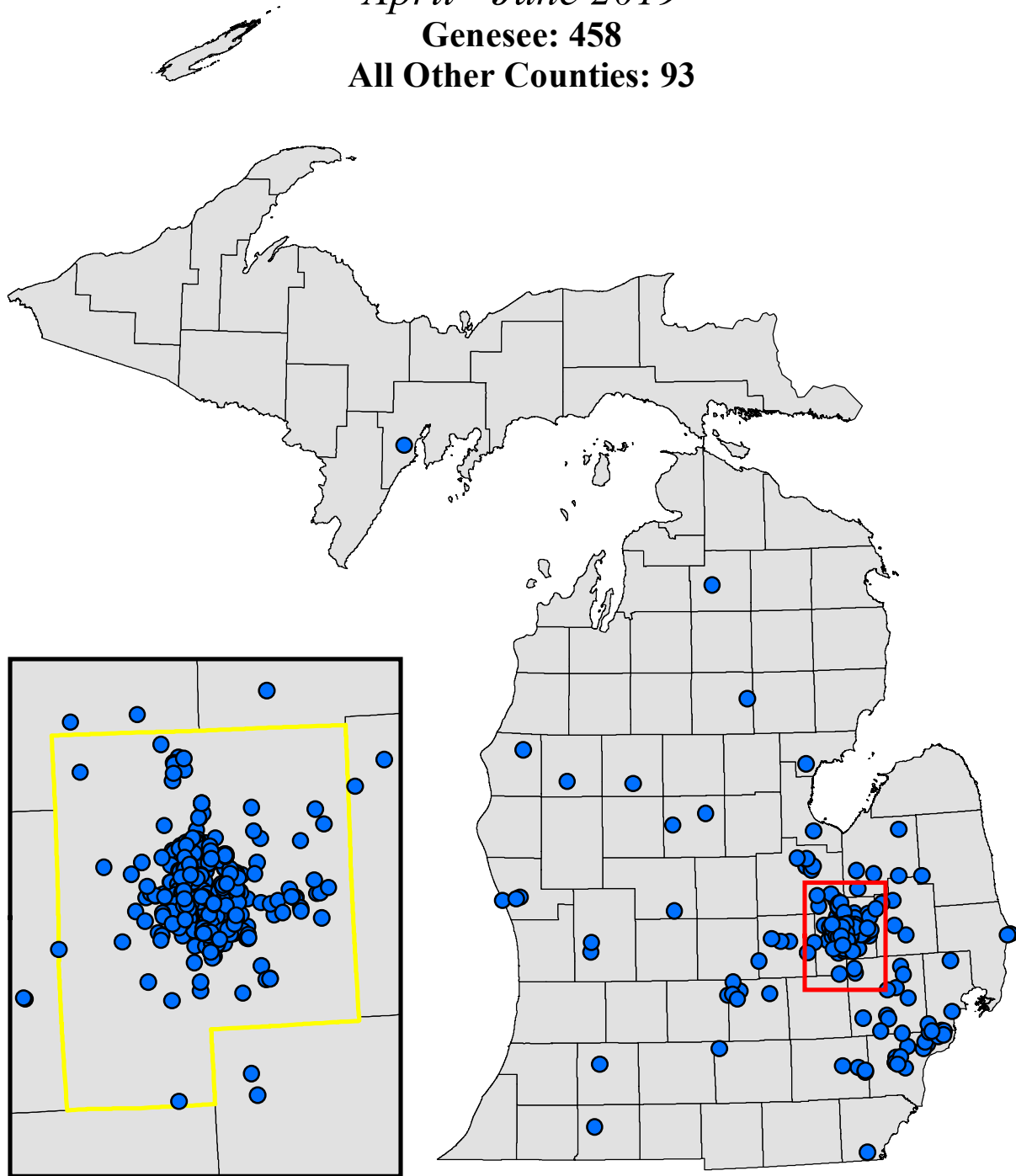
Flint Demonstration Waiver Enrollees

Pregnant

April - June 2019

Genesee: 458

All Other Counties: 93



Source: MDHHS Data Warehouse
Retrieved on July 24, 2019

MDHHS - Actuarial Division
July 24, 2019

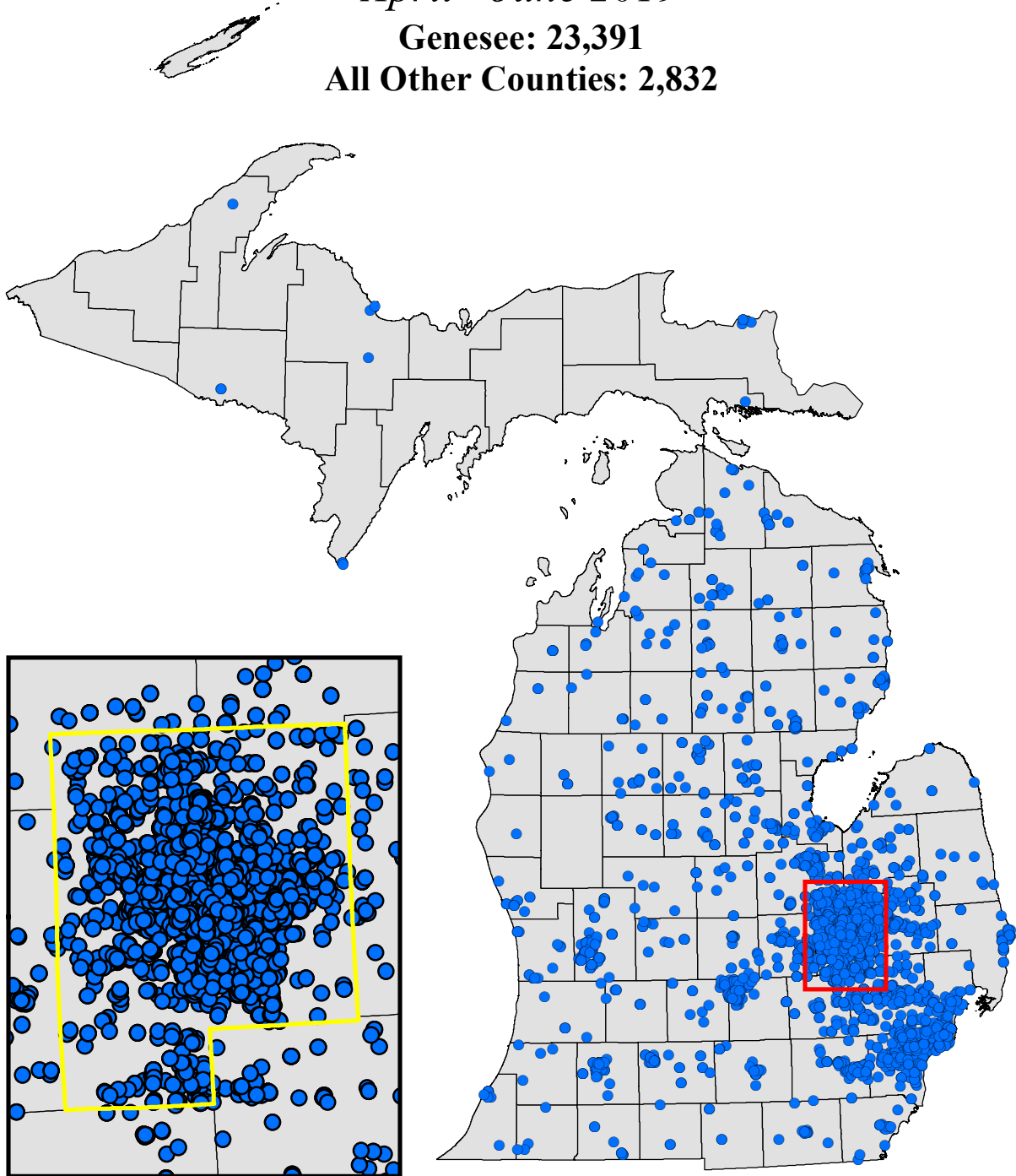
Flint Demonstration Waiver Enrollees

0-20 Years Old

April - June 2019

Genesee: 23,391

All Other Counties: 2,832



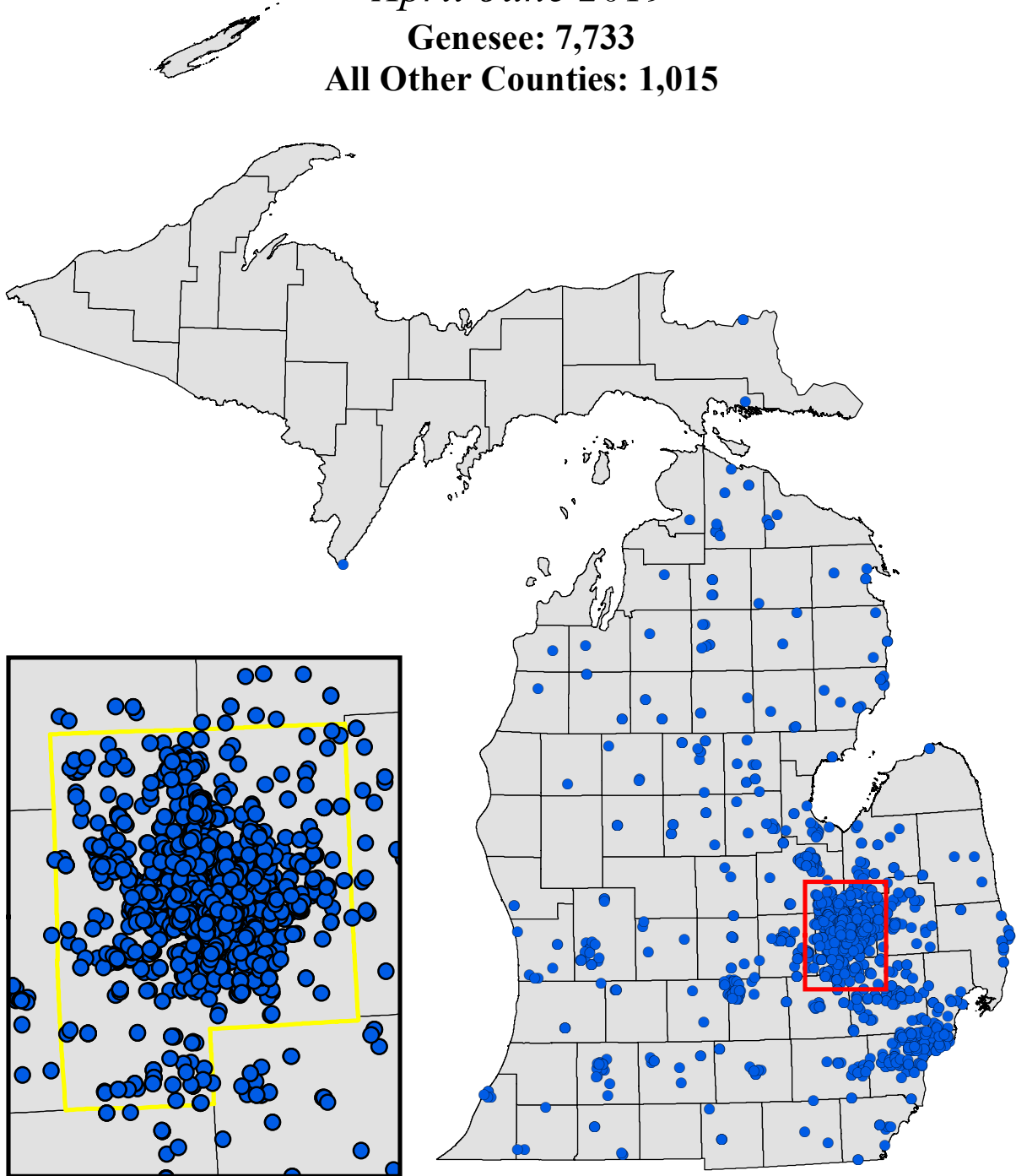
Source: MDHHS Data Warehouse
Retrieved on July 24, 2019

MDHHS - Actuarial Division
July 24, 2019

Flint Demonstration Waiver Enrollees

0-5 Years Old
April-June 2019

Genesee: 7,733
All Other Counties: 1,015



Source: MDHHS Data Warehouse
Retrieved July 24, 2019

MDHHS - Actuarial Division
July 24, 2019