



**Iowa Wellness Plan Quarterly Report
1115 Demonstration Waiver
October 1, 2015 – December 31, 2015**

February 2016

Table of Contents

| | |
|---|-----------|
| I. EXECUTIVE SUMMARY | 3 |
| II. SIGNIFICANT ACTIVITIES OF THE QUARTER | 4 |
| 1. Member Outreach | 4 |
| 2. Provider Outreach | 4 |
| 3. Public Communication | 5 |
| 4. Legislative Developments | 6 |
| II. ELIGIBILITY/ENROLLMENT..... | 6 |
| 1. Quarterly Enrollment | 6 |
| 2. Special Population Groups..... | 7 |
| III. ACCESS/DELIVERY | 7 |
| 1. Access to Care Standards | 7 |
| 2. Monitoring Access and NCQA Standards..... | 8 |
| 3. Network Adequacy..... | 8 |
| 4. Service Delivery | 8 |
| IV. COMPLAINTS/APPEALS | 8 |
| 1. Complaints..... | 8 |
| 2. Appeals/Exceptions | 9 |
| VI. BUDGET NEUTRALITY/FISCAL ISSUES..... | 9 |
| VII. OTHER ACTIVITIES..... | 9 |
| 1. Dental Wellness Plan | 9 |
| 2. Premium Monitoring and the Healthy Behaviors Program | 9 |
| 3. Non-Emergency Medical Transportation (NEMT)..... | 9 |
| ATTACHMENTS | 10 |

I. EXECUTIVE SUMMARY

The Iowa Health and Wellness Plan (IHAWP) became effective on January 1, 2014, as the state's approach to expand Medicaid under the Patient Protection and Affordable Care Act (ACA). The IHAWP is comprised of two distinct 1115 waiver programs:

1. The Iowa Wellness Plan (IWP) – Covers individuals ages 19 through 64 with income up to 100 percent of the FPL. In this plan, coverage is administered directly through the state Medicaid agency, the Iowa Medicaid Enterprise (IME).
2. The Iowa Marketplace Choice Plan (MPC) – Also covers ages 19 through 64, but with income from 101 percent of the FPL up to 133 percent of the FPL. This plan provides premium assistance for coverage offered by a qualified health plan (QHP) in the Healthcare Marketplace established under the ACA. MPC members receive coverage through a QHP, Coventry Health Care of Iowa (Coventry), or through the IWP.

On September 3, 2015, the state submitted a request to CMS to amend the IWP demonstration. This request proposed to modify eligibility to include MPC members and establish a managed care delivery system for the IWP demonstration under concurrent 1915 (b) authority. In addition, the state requested to retain MPC authorities should the state determine the MPC is a viable option in the future. On December 24, 2015, CMS approved the state's amendment request to allow members previously eligible for the MPC to be eligible for the IWP. CMS also granted the state to temporarily retain the MPC authorities through June 30, 2016, to allow the state time to decide whether the MPC can be renewed in 2017 with participating QHPs.

During fourth quarter 2015, the state continued efforts to implement a statewide Medicaid managed care delivery system under 1915 (b) authority, effective January 1, 2016. In December 2015, CMS officials made a decision to delay implementation and work with the state toward approval of managed care to be effective March 1, 2016, provided the state and MCOs complete essential milestones.

Other major activities during fourth quarter included the following:

- Member education and enrollment activities related to managed care;
- Provider education about managed care and impacts on the IWP;
- Finalization of administrative rule changes for implementation of statewide managed care; and
- Finalization and CMS approval of the IWP amendment request.

Following this letter is a detailed report of key activities and statistics for the fourth quarter, consistent with the STCs. Additional information on the IHAWP can be found at <http://dhs.iowa.gov/ime/about/iowa-health-and-wellness-plan>. Do not hesitate to contact me at 515-256-4621 or mstier@dhs.state.ia.us, or Deanna Jones at 515-256-4652 or djones1@dhs.state.ia.us should you have any questions about this report or any other aspects of the new programs.

Sincerely,

Miki Stier
Director
Iowa Medicaid Enterprise

II. SIGNIFICANT ACTIVITIES OF THE QUARTER

1. Member Outreach

Member outreach activities for the fourth quarter included an October 2015 mailing which introduced coverage under managed care as the IA Health Link program. Additionally, member education and MCO enrollment events were held throughout the state to explain the transition to managed care. These events took place in 27 cities and covered topics about the IA Health Link program that included an overview of the managed care delivery system, MCO information, and enrollment assistance.

MCO enrollment packets were mailed to members in November 2015 for the original January 1, 2016, start date of the IA Health Link program. The enrollment packets included the members' initial tentative MCO assignment, the MCO enrollment form for alternate MCO selection, and the IA Health Link Managed Care Program handbook. Due to the CMS decision to delay implementation to March 1, 2016, [letters](#) were mailed to members in December 2015 that explained the change in the program's effective date.

During fourth quarter, the state prepared for member education and MCO enrollment events scheduled in January and February of 2016. Additionally, member materials were updated to inform members of new timelines for MCO enrollment and the termination of the managed care contract with WellCare of Iowa. IA Health Link materials and program updates for members can be found at [IA Health Link](#).

2. Provider Outreach

At the end of fourth quarter there were 1,570 primary care providers or patient managers participating with Iowa Medicaid Enterprise (IME). In anticipation of the IA Health Link program beginning January 1, 2016, all Patient Manager Agreements were terminated effective 12/31/15. This information was announced on September 28, 2015, through [Informational Letter 1549](#).

Education:

Throughout fourth quarter of 2015, Provider Services Outreach met with provider associations, Healthcare Financial Management Association and the American Association of Healthcare Administrative Management, to discuss the managed care transition and impacts on the Iowa Health and Wellness Plan population. Other provider education activities during the quarter included the following:

- In October 2015, [Informational Letter 1563-MC](#) was released to announce that contracts were signed with the MCOs to deliver services through the new IA Health Link program.
- In November 2015, a [provider fact sheet](#) was made available to inform Iowa Medicaid providers of the MCO claims process for physical and behavioral health care providers and long term care and Home and Community-Based Services providers. A Universal Provider Enrollment application was also developed to streamline the enrollment process with all four of the selected MCOs, which is helpful in maintaining continuity of care for members. More

information about the Universal Provider Enrollment application may be found in the November 17, 2015, [Informational Letter No.1573-MC](#).

- In December 2015, the IME announced MCO training sessions to all Medicaid providers. MCO representatives also participated in these sessions to inform providers about the IA Health Link program and upcoming changes. Details about this provider training can be found in [Informational Letter 1582-MC](#).
- In December 2015, the state received notification from CMS to change the effective date of the IA Health Link program from January 1, 2016 to March 1, 2016. Details about the implementation delay can be found in [Informational Letter 1594-MC](#).

Accountable Care Organizations:

In November 2015, the state released [Information Letter 1572](#) to announce the termination of all Iowa Medicaid ACO agreements in anticipation of the implementation of the IA Health Link program, effective January 1, 2016. Information about continuing quality performance standards that were established with the ACOs is provided below.

The Round Two State Innovation Model (SIM) Test grant award will allow the state to enhance payment reform efforts in Iowa to align with national initiatives by moving from payment for volume to payment for value. The MCO contracts include the SIM project plan and require each MCO to have at least 40 percent of their covered lives in Value Based Purchasing by 2018. The same quality scoring mechanism, the Value Index Score (VIS), established with the ACOs under the Wellness Plan will be utilized.

The MCO contracts also require MCOs to report covered lives statistics to demonstrate their ability to monitor quality outcomes through the VIS. In addition, the state is developing an MCO scorecard to track quality and total cost of care and links VIS outcomes to an incentive payment starting in 2017.

3. Public Communication

Press Release/Coverage:

- October 2015 – The state formerly announced that contracts were signed with the four MCOs for Medicaid Modernization Initiative: Amerigroup Iowa, Inc., AmeriHealth Caritas Iowa, Inc., UnitedHealthcare Plan of the River Valley, Inc., and WellCare of Iowa, Inc.
- December 2015 – The state announced MCO training summits in four communities and representatives from each MCO would be available for new provider orientation and training.

- December 2015 – CMS announced to delay the implementation of the IA Health Link program from January 1, 2016 to March 1, 2016. As a result, all Medicaid members will be served in a fee-for-service delivery system until the new implementation date becomes effective.
- December 18, 2015 – The contract with WellCare of Iowa was terminated following an appeals process. While further litigation may continue, the state announced that the IME will tentatively reassign members who were either initially assigned to WellCare or selected WellCare during the enrollment process.

Stakeholder Engagement:

During fourth quarter, the IME continued to provide email communications to share updates on the IA Health Link program and other key news items to the Medical Assistance Advisory Council (MAAC) and other stakeholders that subscribe to IME Communications.

4. Legislative Developments

During fourth quarter, a final rules package for the implementation of managed care, pursuant to Senate File 505, section 12(24) was submitted through a formal review process. These rules were approved in January 2016, with an effective date of January 1, 2016.

II. ELIGIBILITY/ENROLLMENT

1. Quarterly Enrollment

Over the fourth quarter, the overall IHAWP population decreased by 5 percent for an ending total of 137,584. The IWP component also decreased over the quarter by 5 percent with an ending total of 103,899.

Effective December 1, 2014, CoOpportunity Health withdrew from the MPC, which resulted in transitioning CoOpportunity Health members to the IWP. Coventry continued to serve MPC members; however, enrollment ceased for new members, including members disenrolled from CoOpportunity Health. At the end of fourth quarter, 17,684 IWP members were enrolled with the HMO (Meridian Health Plan of Iowa) and 42,835 members were assigned to a primary care manager. Due to MPC enrollment limitations, a total of 30,275 MPC members received services through the IWP.

At the end of the fourth quarter, access to managed care was available in 89 of Iowa's 99 under the IWP. IWP enrollment totals by county as of December 30, 2015, can be found at:

http://dhs.iowa.gov/sites/default/files/IHAWPEnrollmentMaps_December2015.pdf

Monthly enrollment totals for the IHAWP population are shown below.

| Plan/Coverage Group | October | November | December |
|---------------------|---------|----------|----------|
| Marketplace Choice | 34,049 | 33,970 | 33,360 |
| Wellness | 109,250 | 107,767 | 103,899 |
| Presumptive IHAWP* | 500 | 445 | 325 |
| Total | 143,799 | 142,182 | 137,584 |

*Presumptive IHAWP – Members are defaulted to the Wellness Plan until provider assignments are established.

2. Special Population Groups

The state identifies specific population groups enrolled in the IHAWP to monitor their health care needs in accordance with the STCs. These groups are comprised of: (1) Nineteen and twenty year-olds, (2) American Indian/Alaskan Natives, and (3) the medically exempt (frail). Below are IWP enrollment totals for these groups during fourth quarter 2015.

| Population Group | October | November | December |
|--------------------------------|---------|----------|----------|
| 19-20 Year-old | 5,265 | 5,446 | 5,376 |
| American Indian/Alaskan Native | 1,495 | 1,483 | 1,406 |
| Medically Exempt | 16,624 | 16,251 | 15,444 |
| Total | 23,384 | 23,180 | 22,226 |

III. ACCESS/DELIVERY

1. Access to Care Standards

Provider access standards were established to ensure the infrastructure for the IWP is adequate for timely access to care for members. These standards are comprised of similar access standards proven to be effective for the state's Medicaid managed care population, and NCQA standards:

- Ninety-five percent of IWP members will reside in counties that meet timely access standards.
- Ninety percent of IHAWP members either 1) live in a county that has at least one provider that has an NCQA Element 1B score of at least 50 percent or 2) live within 30 miles of a provider that has an NCQA Element 1B score of at least 50 percent.

2. Monitoring Access and NCQA Standards

Each quarter the state conducts a provider survey of approximately 60 IWP participating patient managers to monitor access standards. At the end of the fourth quarter, the state combines quarterly survey results from at least 240 patient managers to complete the monitoring process for a calendar year.

At the end of fourth quarter, survey results from 242 patient managers revealed the state met both access and NCQA standards. See Attachment 1 for more information on access standards and survey results.

3. Network Adequacy

See Attachment 2 for maps that show provider access by county for the IHAWP population.

4. Service Delivery

See Attachment 3 for IHAWP wrap payments made to Federally Qualified Health Centers, Rural Health Clinics, and Indian Health Clinics during fourth quarter.

IV. COMPLAINTS/APPEALS

1. Complaints

IHAWP members have access to IME's Member Services Call Center to express their questions or concerns about the program. During fourth quarter 2015, the IME received a low number of complaints that IME staff were able to resolve during the calls. The following chart provides a summary of complaints.

| Complaint Type | October | November | December |
|--------------------------------------|----------------|-----------------|-----------------|
| Benefits and Services | 4 | 10 | 1 |
| Access | 0 | 0 | 1 |
| Substance Abuse/Mental Health Access | 0 | 0 | 0 |
| Quality of Care | 0 | 0 | 0 |
| Medical Provider Network | 0 | 0 | 0 |
| Premiums and Cost Sharing | 0 | 0 | 1 |
| Healthy Behaviors | 1 | 0 | 0 |
| Non-emergency Medical Transportation | 0 | 0 | 1 |
| EPSDT Services | 0 | 0 | 0 |

2. Appeals/Exceptions

During fourth quarter IWP members/providers requested 74 exceptions to Medicaid policy and 21 requests for appeal hearings. See Attachment 4 for more details.

VI. Budget Neutrality/Fiscal Issues

During fourth quarter, the state did not encounter any significant financial issues related to the IWP. See Attachment 5 for the actual number of member months for the IWP as of December 31, 2015.

VII. Other Activities

1. Dental Wellness Plan

During fourth quarter, Delta Dental planned IHAWP related activities that included provider training and education for Dental Wellness Plan (DWP) network providers. DWP updates for providers can be found at [Delta Dental DWP Updates](#). See Attachment 6 for an overview of operations and member benefit information.

2. Premium Monitoring and the Healthy Behaviors Program

In accordance with the STCs, the state is required to monitor premium related data to determine impacts of premiums on IHAWP members with incomes between 50 and 133 percent of the FPL. This information is contained in Attachment 7.

3. Non-Emergency Medical Transportation (NEMT)

The STCs of the original IWP and MPC 1115 demonstrations required the waiver of non-emergency medical transportation (NEMT) to sunset on December 31, 2014, with a possible waiver extension based on evaluation results of the impact on access to care. In September of 2014, the state proposed an amendment to extend the NEMT waiver because adequate data were not available to conduct a full evaluation within the allowed time period. On December 30, 2014, CMS approved the state's request to extend the NEMT waiver through July 31, 2015, with additional time to present further data by May 31, 2015.

On May 29, 2015, the state submitted a second amendment with new evaluation results to CMS requesting continuation of the NEMT waiver through December 31, 2016, to maintain the state's original approach to Medicaid expansion within the 1115 demonstrations. On July 31, 2015, CMS approved an extension of the waiver through March 31, 2016, with the expectation that the state complete additional surveys and analyses.

During fourth quarter, the state continued to work with the state's evaluation team, the University of Iowa Public Policy Center, to provide CMS with supplemental analyses to further assess NEMT waiver impacts.

Attachments

1. IWP Provider Access Survey Results
2. IHAWP Network Access Maps
3. IHAWP Wrap Payments
4. IWP Appeals and Exceptions Report
5. Financial Reporting - IHAWP Member Months
6. Dental Wellness Plan Report
7. Premium Monitoring Report

Access to Care and NCQA Standards Survey Results

Iowa strives to ensure ninety-five percent of members reside in counties that meet timely access to care standards. This goal is supported by accumulated results of quarterly surveys of participating patient managers. At the end of the fourth quarter of 2015, the IME sampled 242 providers across 99 counties to determine compliance with the following access to care standards:

- 1) Ninety-five percent of Iowa Wellness plan members reside in counties that meet all timely access to care standards and
- 2) Ninety percent of members live in a county that either:
 - a) Reside in a county that has at least 1 provider that has an NCQA Element 1B score of at least 50 percent or
 - b) Reside within 30 miles of a provider that has an NCQA Element 1B score of at least 50 percent.

1. Timely Access to Care Standards

Measures Tracked:

- Patients with urgent symptoms shall be seen within one day of contacting their primary care provider.
- Patients with persistent symptoms shall be seen within 48 hours of reporting of the onset of the symptoms.
- Patient routine visits shall be scheduled within four to six weeks of the date of the patient request the appointment.
- The provider shall provide or arrange for 24-hour, 7-day provider availability to enrolled recipients.

Survey results as of December 31, 2015: 208 of the 242 providers surveyed met the above access standards and 98 of 99 counties had at least one provider that met the access to care standards. Overall, patient access to care was 98.98 percent.

2. NCQA 1B Standards

Measures Tracked:

- Providing access to routine and urgent care appointments outside of regular business hours.
- Providing continuity of medical record information for care and advice when office is not open.
- Providing timely clinical advice by telephone when the office is not open (critical factor).
- Providing timely clinical advice using a secure, interactive electronic system when the office is not open.
- Documenting after hours clinical advice in patient records.

Survey results as of December 31, 2015: 200 of the 242 providers surveyed met the above NCQA 1B standards and 98 out of 99 counties contained at least 1 provider that met the NCQA 1B standards. The survey methodology included the use of Urban Influence

Codes (UIC) to ensure a weighted sample in proportion with the population size of each county. Specialty, emergency, hospital or FFS primary care providers were not included in the survey.

NCQA survey results through 4th quarter of 2015:

| IME Category | Counties That Met NCQA 1B Standards | U of I 'weighted average' based on county population | Application of U of I 'weighted average' | <u>TOTAL</u> 99.05% |
|--------------|-------------------------------------|--|--|--|
| 1 | 21/21 | 0.67 | 0.67 | |
| 2 | 12/12 | 0.09 | 0.0825 | |
| 3 | 38/38 | 0.19 | 0.19 | |
| 4 | 27/28 | 0.05 | 0.048 | |

Survey Results by County

| UIC | County | Access to Care Y/N | Routine within 4-6 weeks? | Persistent within 48 hours? | Urgent within 24 hours? | 24/7 Access ? | | Meets 50% NCQA? | Office provides access to routine and urgent care appointments outside of regular business hours? | Office provides continuity of medical record information for care and advice when the office is not open? | Office provides timely clinical advice by telephone such as a Nurse Line or On Call provider when the office is not open? | Office provides timely clinical advice using a secure, interactive electronic system when the office is not open? | Office documents after hours clinical advice in patient records? |
|-----|------------|--------------------|---------------------------|-----------------------------|-------------------------|---------------|--|-----------------|---|---|--|---|--|
| 2 | ADAIR | Y | yes | yes | yes | yes | | Y | yes | yes | yes | no | yes |
| 2 | ADAIR | Y | yes | yes | yes | yes | | Y | no | yes | yes | yes | yes |
| 2 | ADAIR | Y | yes | yes | yes | yes | | Y | no | yes | yes | yes | no |
| 4 | ADAMS | Y | yes | yes | yes | yes | | Y | yes | yes | yes | no | yes |
| 3 | ALLAMAKEE | Y | yes | yes | yes | yes | | Y | yes | yes | yes | yes | yes |
| 3 | ALLAMAKEE | Y | yes | yes | yes | yes | | Y | no | yes | yes | yes | no |
| 3 | ALLAMAKEE | Y | yes | yes | yes | yes | | Y | yes | yes | yes | yes | yes |
| 3 | ALLAMAKEE | Y | yes | yes | yes | yes | | Y | no | yes | yes | yes | no |
| 3 | ALLAMAKEE | Y | yes | yes | yes | yes | | Y | yes | yes | yes | no | yes |
| 4 | APPANOOSE | Y | yes | yes | yes | yes | | Y | yes | yes | yes | yes | yes |
| 4 | APPANOOSE | N | yes | yes | yes | no | | N | no | no | yes | no | yes |
| 4 | APPANOOSE | Y | yes | yes | yes | yes | | Y | no | no | yes | yes | yes |
| 2 | AUDUBON | Y | yes | yes | yes | yes | | N | no | yes | no | no | no |
| 2 | AUDUBON | Y | yes | yes | yes | yes | | Y | yes | yes | yes | no | yes |
| 1 | BENTON | Y | yes | yes | yes | yes | | Y | yes | yes | yes | no | yes |
| 1 | BENTON | N | yes | yes | yes | no | | Y | no | yes | yes | yes | yes |
| 1 | BENTON | Y | yes | yes | yes | yes | | Y | no | yes | yes | yes | yes |
| 1 | BLACK HAWK | Y | yes | yes | yes | yes | | Y | no | yes | yes | yes | yes |

| | | | | | | | | | | | | | |
|---|-------------|---|-----|-----|-----|-----|--|---|-----|-----|-----|-----|-----|
| 1 | BLACK HAWK | Y | yes | yes | yes | yes | | N | yes | yes | no | yes | yes |
| 1 | BLACK HAWK | Y | yes | yes | yes | yes | | Y | yes | yes | yes | no | yes |
| 1 | BLACK HAWK | Y | yes | yes | yes | yes | | N | yes | yes | no | no | yes |
| 1 | BLACK HAWK | Y | yes | yes | yes | yes | | Y | yes | yes | yes | yes | yes |
| 1 | BLACK HAWK | Y | yes | yes | yes | yes | | Y | yes | yes | yes | yes | yes |
| 1 | BLACK HAWK | Y | yes | yes | yes | yes | | Y | no | yes | yes | no | yes |
| 1 | BLACK HAWK | Y | yes | yes | yes | yes | | Y | yes | yes | yes | yes | yes |
| 2 | BOONE | Y | yes | yes | yes | yes | | Y | yes | yes | yes | yes | yes |
| 2 | BOONE | N | yes | yes | yes | no | | Y | yes | yes | yes | no | yes |
| 2 | BOONE | Y | yes | yes | yes | yes | | Y | yes | yes | yes | yes | yes |
| 2 | BOONE | Y | yes | yes | yes | yes | | Y | no | yes | yes | yes | yes |
| 1 | BREMER | Y | yes | yes | yes | yes | | Y | yes | yes | yes | no | yes |
| 1 | BREMER | Y | yes | yes | yes | yes | | N | no | no | yes | no | no |
| 1 | BREMER | Y | yes | yes | yes | yes | | Y | no | yes | yes | no | yes |
| 1 | BREMER | Y | yes | yes | yes | yes | | Y | yes | no | yes | no | yes |
| 3 | BUCHANAN | N | no | yes | yes | yes | | N | no | no | yes | yes | no |
| 3 | BUCHANAN | Y | yes | yes | yes | yes | | Y | yes | yes | yes | yes | yes |
| 3 | BUCHANAN | Y | yes | yes | yes | yes | | N | yes | yes | no | yes | yes |
| | BUENA VISTA | N | yes | yes | yes | no | | Y | yes | yes | yes | no | yes |
| 3 | BUENA VISTA | Y | yes | yes | yes | yes | | Y | no | no | yes | yes | yes |
| 3 | BUENA VISTA | Y | yes | yes | yes | yes | | Y | no | yes | yes | yes | no |
| 2 | BUTLER | N | yes | no | no | yes | | Y | no | yes | yes | yes | no |
| 2 | BUTLER | Y | yes | yes | yes | yes | | N | no | no | no | no | yes |
| 2 | BUTLER | N | yes | yes | yes | no | | Y | no | yes | yes | yes | yes |
| 4 | CALHOUN | Y | yes | yes | yes | yes | | Y | no | yes | yes | yes | yes |
| 4 | CARROLL | Y | yes | yes | yes | yes | | Y | yes | yes | yes | no | yes |
| 4 | CARROLL | N | yes | yes | yes | no | | N | yes | yes | no | yes | yes |
| 4 | CARROLL | Y | yes | yes | yes | yes | | N | yes | yes | no | no | no |
| 4 | CARROLL | Y | yes | yes | yes | yes | | Y | yes | yes | yes | no | yes |
| 4 | CARROLL | Y | yes | yes | yes | yes | | Y | no | yes | yes | no | yes |
| 4 | CARROLL | Y | yes | yes | yes | yes | | N | no | no | no | no | no |

| | | | | | | | | | | | | | |
|---|-------------|---|-----|-----|-----|-----|--|---|-----|-----|-----|-----|-----|
| 3 | CASS | Y | yes | yes | yes | yes | | Y | yes | yes | yes | yes | yes |
| 3 | CASS | Y | yes | yes | yes | yes | | N | yes | yes | no | yes | yes |
| 3 | CEDAR | N | yes | yes | yes | no | | Y | no | yes | yes | no | yes |
| 3 | CEDAR | Y | yes | yes | yes | yes | | Y | yes | yes | yes | yes | yes |
| 3 | CERRO GORDO | Y | yes | yes | yes | yes | | N | yes | yes | no | yes | yes |
| 3 | CERRO GORDO | Y | yes | yes | yes | yes | | N | yes | yes | no | no | no |
| 3 | CERRO GORDO | Y | yes | yes | yes | yes | | Y | no | yes | yes | yes | yes |
| 3 | CERRO GORDO | Y | yes | yes | yes | yes | | Y | no | yes | yes | yes | yes |
| 3 | CERRO GORDO | Y | yes | yes | yes | yes | | Y | no | yes | yes | yes | yes |
| 3 | CHEROKEE | Y | yes | yes | yes | yes | | Y | no | yes | yes | yes | yes |
| 3 | CHEROKEE | Y | yes | yes | yes | yes | | Y | yes | no | yes | yes | no |
| 3 | CHEROKEE | Y | yes | yes | yes | yes | | Y | no | yes | yes | no | yes |
| 3 | CHICKASAW | Y | yes | yes | yes | yes | | Y | yes | yes | yes | no | yes |
| 3 | CHICKASAW | Y | yes | yes | yes | yes | | N | no | no | no | no | yes |
| 3 | CHICKASAW | Y | yes | yes | yes | yes | | Y | no | no | yes | yes | yes |
| 3 | CLARKE | Y | yes | yes | yes | yes | | Y | yes | yes | yes | yes | yes |
| 3 | CLAY | Y | yes | yes | yes | yes | | Y | yes | yes | yes | no | yes |
| 3 | CLAY | Y | yes | yes | yes | yes | | N | yes | yes | no | yes | yes |
| 3 | CLAY | Y | yes | yes | yes | yes | | N | yes | no | no | no | no |
| 3 | CLAY | Y | yes | yes | yes | yes | | Y | yes | yes | yes | yes | yes |
| 3 | CLAY | Y | yes | yes | yes | yes | | Y | yes | no | yes | yes | yes |
| 2 | CLAYTON | Y | yes | yes | yes | yes | | Y | no | yes | yes | yes | yes |
| 2 | CLAYTON | Y | yes | yes | yes | yes | | Y | yes | yes | yes | yes | yes |
| 2 | CLINTON | Y | yes | yes | yes | yes | | Y | yes | yes | yes | yes | yes |
| 2 | CLINTON | Y | yes | yes | yes | yes | | Y | no | no | yes | yes | yes |
| 2 | CLINTON | Y | yes | yes | yes | yes | | Y | no | no | yes | yes | yes |
| 2 | CLINTON | Y | yes | yes | yes | yes | | Y | no | yes | yes | yes | yes |
| 4 | CRAWFORD | Y | yes | yes | yes | yes | | Y | no | yes | yes | no | yes |
| 1 | DALLAS | Y | yes | yes | yes | yes | | Y | no | yes | yes | no | yes |
| 1 | DALLAS | Y | yes | yes | yes | yes | | Y | no | yes | yes | yes | yes |
| 1 | DALLAS | Y | yes | yes | yes | yes | | Y | no | yes | yes | yes | no |

| | | | | | | | | | | | | | |
|---|------------|---|-----|-----|-----|-----|--|---|-----|-----|-----|-----|-----|
| 3 | DAVIS | Y | yes | yes | yes | yes | | Y | yes | yes | yes | yes | yes |
| 3 | DAVIS | Y | yes | yes | yes | yes | | Y | no | yes | yes | no | yes |
| 3 | DAVIS | Y | yes | yes | yes | yes | | Y | no | yes | yes | yes | yes |
| 4 | DECATUR | Y | yes | yes | yes | yes | | N | no | no | no | no | no |
| 4 | DECATUR | Y | yes | yes | yes | yes | | Y | yes | yes | yes | no | yes |
| 3 | DELAWARE | Y | yes | yes | yes | yes | | Y | yes | yes | yes | yes | no |
| 3 | DELAWARE | Y | yes | yes | yes | yes | | Y | yes | yes | yes | no | yes |
| 3 | DES MOINES | Y | yes | yes | yes | yes | | Y | no | yes | yes | yes | yes |
| 3 | DES MOINES | Y | yes | yes | yes | yes | | Y | no | yes | yes | yes | yes |
| 3 | DICKINSON | N | yes | yes | no | yes | | Y | no | yes | yes | yes | yes |
| 3 | DICKINSON | Y | yes | yes | yes | yes | | N | yes | yes | no | yes | yes |
| 1 | DUBUQUE | Y | yes | yes | yes | yes | | Y | no | no | yes | yes | yes |
| 4 | EMMET | N | yes | yes | yes | no | | Y | no | yes | yes | no | yes |
| 4 | EMMET | Y | yes | yes | yes | yes | | N | yes | yes | no | no | yes |
| 3 | FAYETTE | Y | yes | yes | yes | yes | | Y | no | yes | yes | no | yes |
| 3 | FAYETTE | Y | yes | yes | yes | yes | | Y | no | yes | yes | yes | yes |
| 3 | FAYETTE | Y | yes | yes | yes | yes | | Y | no | yes | yes | yes | yes |
| 4 | FLOYD | Y | yes | yes | yes | yes | | Y | no | yes | yes | no | yes |
| 4 | FLOYD | N | yes | no | no | yes | | Y | no | yes | yes | yes | yes |
| 4 | FLOYD | Y | yes | yes | yes | yes | | Y | no | no | yes | yes | yes |
| 4 | FLOYD | Y | yes | yes | yes | yes | | Y | no | yes | yes | yes | yes |
| 4 | FRANKLIN | N | yes | yes | yes | no | | Y | no | yes | yes | yes | no |
| 4 | FRANKLIN | Y | yes | yes | yes | yes | | Y | yes | yes | yes | yes | yes |
| 4 | FRANKLIN | Y | yes | yes | yes | yes | | Y | no | yes | yes | no | yes |
| 3 | FREMONT | Y | yes | yes | yes | yes | | Y | no | yes | yes | yes | yes |
| 3 | GREENE | Y | yes | yes | yes | yes | | Y | yes | yes | yes | yes | yes |
| 1 | GRUNDY | Y | yes | yes | yes | yes | | Y | no | yes | yes | no | yes |
| 1 | GUTHRIE | Y | yes | yes | yes | yes | | Y | no | yes | yes | no | yes |
| 1 | GUTHRIE | N | yes | yes | yes | no | | N | yes | no | yes | no | no |
| 3 | HAMILTON | Y | yes | yes | yes | yes | | N | no | yes | yes | no | no |
| 3 | HAMILTON | Y | yes | yes | yes | yes | | Y | yes | yes | yes | yes | no |

| | | | | | | | | | | | | | |
|---|-----------|---|-----|-----|-----|-----|--|---|-----|-----|-----|-----|-----|
| 3 | HAMILTON | Y | yes | yes | yes | yes | | Y | yes | no | yes | yes | yes |
| 4 | HANCOCK | N | yes | yes | yes | no | | Y | yes | yes | yes | yes | yes |
| 4 | HANCOCK | Y | yes | yes | yes | yes | | Y | yes | yes | yes | no | yes |
| 3 | HARDIN | Y | yes | yes | yes | yes | | N | no | no | yes | no | yes |
| 3 | HARDIN | Y | yes | yes | yes | yes | | Y | no | yes | yes | no | yes |
| 3 | HARDIN | Y | yes | yes | yes | yes | | Y | yes | yes | yes | yes | yes |
| 1 | HARRISON | Y | yes | yes | yes | yes | | Y | yes | yes | yes | yes | yes |
| 1 | HARRISON | Y | yes | yes | yes | yes | | Y | yes | no | yes | no | yes |
| 3 | HENRY | Y | yes | yes | yes | yes | | N | no | yes | no | yes | yes |
| 3 | HENRY | Y | yes | yes | yes | yes | | Y | yes | no | yes | no | yes |
| 3 | HENRY | Y | yes | yes | yes | yes | | Y | no | yes | yes | no | yes |
| 3 | HOWARD | Y | yes | yes | yes | yes | | Y | yes | no | yes | yes | yes |
| 4 | HUMBOLDT | Y | yes | yes | yes | yes | | Y | no | yes | yes | yes | yes |
| 2 | IDA | N | yes | yes | yes | no | | Y | no | yes | yes | yes | yes |
| 2 | IDA | Y | yes | yes | yes | yes | | N | no | yes | no | no | yes |
| 3 | IOWA | Y | yes | yes | yes | yes | | Y | no | yes | yes | yes | no |
| 3 | IOWA | Y | yes | yes | yes | yes | | Y | no | yes | yes | yes | yes |
| 3 | IOWA | Y | yes | yes | yes | yes | | Y | yes | no | yes | no | yes |
| 3 | JACKSON | Y | yes | yes | yes | yes | | Y | no | no | yes | yes | yes |
| 3 | JACKSON | Y | yes | yes | yes | yes | | Y | no | no | yes | yes | yes |
| 2 | JASPER | N | yes | yes | yes | no | | N | no | yes | no | no | no |
| 2 | JASPER | Y | yes | yes | yes | yes | | Y | yes | no | yes | no | yes |
| 3 | JEFFERSON | N | yes | yes | yes | no | | Y | no | yes | yes | no | yes |
| 3 | JEFFERSON | Y | yes | yes | yes | yes | | Y | no | yes | yes | no | yes |
| 1 | JOHNSON | N | yes | yes | yes | no | | Y | yes | yes | yes | yes | no |
| 1 | JOHNSON | Y | yes | yes | yes | yes | | Y | yes | yes | yes | no | no |
| 1 | JOHNSON | N | yes | yes | yes | no | | Y | yes | yes | yes | yes | yes |
| 1 | JOHNSON | Y | yes | yes | yes | yes | | Y | no | yes | yes | yes | yes |
| 1 | JOHNSON | Y | yes | yes | yes | yes | | Y | yes | yes | yes | yes | yes |
| 1 | JONES | Y | yes | yes | yes | yes | | Y | no | yes | yes | yes | yes |
| 1 | JONES | Y | yes | yes | yes | yes | | Y | no | yes | yes | yes | yes |

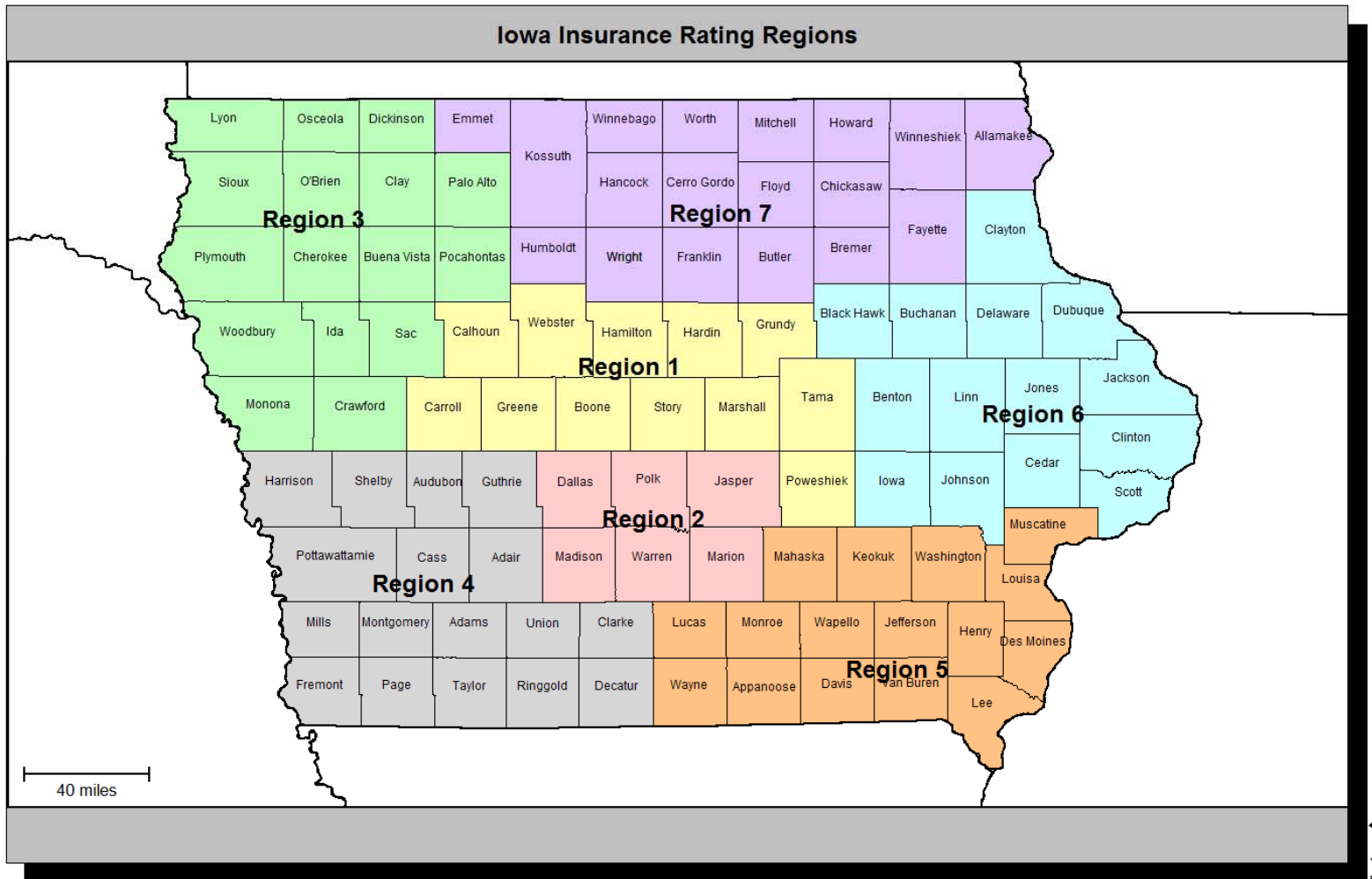
| | | | | | | | | | | | | | |
|---|----------|---|-----|-----|-----|-----|--|---|-----|-----|-----|-----|-----|
| 2 | KEOKUK | Y | yes | yes | yes | yes | | N | no | no | yes | no | yes |
| 2 | KEOKUK | Y | yes | yes | yes | yes | | Y | no | yes | yes | yes | yes |
| 4 | KOSSUTH | Y | yes | yes | yes | yes | | Y | yes | no | yes | yes | yes |
| 3 | LEE | Y | yes | yes | yes | yes | | Y | no | yes | yes | no | yes |
| 3 | LEE | Y | yes | yes | yes | yes | | N | no | no | yes | no | no |
| 1 | LINN | N | yes | yes | yes | no | | Y | yes | yes | yes | yes | no |
| 1 | LINN | Y | yes | yes | yes | yes | | N | no | yes | no | no | no |
| 1 | LINN | Y | yes | yes | yes | no | | Y | no | yes | yes | yes | yes |
| 1 | LINN | Y | yes | yes | yes | yes | | N | no | no | yes | no | yes |
| 1 | LINN | Y | yes | yes | yes | yes | | N | no | yes | no | yes | yes |
| 1 | LINN | Y | yes | yes | yes | yes | | Y | no | no | yes | yes | yes |
| 2 | LOUISA | Y | yes | yes | yes | yes | | Y | yes | yes | yes | no | yes |
| 3 | LUCAS | N | yes | yes | yes | no | | Y | no | yes | yes | no | yes |
| 3 | LUCAS | Y | yes | yes | yes | yes | | Y | no | yes | yes | yes | no |
| 3 | LYON | Y | yes | yes | yes | yes | | Y | yes | yes | yes | yes | yes |
| 3 | LYON | Y | yes | yes | yes | yes | | Y | yes | no | yes | yes | yes |
| 1 | MADISON | Y | yes | yes | yes | yes | | N | yes | no | yes | no | no |
| 1 | MADISON | Y | yes | yes | yes | yes | | Y | no | no | yes | yes | yes |
| 3 | MAHASKA | Y | yes | yes | yes | yes | | Y | no | yes | yes | yes | no |
| 3 | MAHASKA | Y | yes | yes | yes | yes | | N | no | yes | yes | no | no |
| 3 | MARION | Y | yes | yes | yes | yes | | Y | yes | no | yes | yes | no |
| 3 | MARION | Y | yes | yes | yes | yes | | Y | no | yes | yes | no | yes |
| 2 | MARSHALL | Y | yes | yes | yes | yes | | Y | no | yes | yes | no | yes |
| 2 | MARSHALL | Y | yes | yes | yes | yes | | Y | yes | yes | yes | yes | yes |
| 2 | MARSHALL | Y | yes | yes | yes | yes | | Y | yes | yes | yes | yes | yes |
| 1 | MILLS | Y | yes | yes | yes | yes | | Y | no | yes | yes | yes | yes |
| 4 | MITCHELL | Y | yes | yes | yes | yes | | Y | no | yes | yes | yes | yes |
| 4 | MITCHELL | Y | yes | yes | yes | yes | | Y | yes | yes | yes | no | yes |
| 3 | MONONA | Y | yes | yes | yes | yes | | Y | no | yes | yes | yes | yes |
| 3 | MONONA | Y | yes | yes | yes | yes | | Y | no | yes | yes | no | yes |
| 4 | MONROE | Y | yes | yes | yes | yes | | Y | yes | yes | yes | yes | yes |

| | | | | | | | | | | | | | |
|---|--------------|---|-----|-----|-----|-----|--|---|-----|-----|-----|-----|-----|
| 3 | MONTGOMERY | Y | yes | yes | yes | yes | | Y | no | yes | yes | no | yes |
| 3 | MONTGOMERY | Y | yes | yes | yes | yes | | Y | no | yes | yes | yes | yes |
| 2 | MUSCATINE | Y | yes | yes | yes | yes | | Y | no | yes | yes | no | yes |
| 2 | MUSCATINE | N | yes | no | yes | yes | | Y | no | yes | yes | yes | yes |
| 2 | MUSCATINE | Y | yes | yes | yes | yes | | Y | no | yes | yes | yes | yes |
| 4 | O BRIEN | Y | yes | yes | yes | yes | | Y | yes | yes | yes | yes | no |
| 4 | O BRIEN | Y | yes | yes | yes | yes | | Y | no | yes | yes | yes | yes |
| 4 | O BRIEN | Y | yes | yes | yes | yes | | Y | yes | yes | yes | yes | yes |
| 4 | OSCEOLA | Y | yes | yes | yes | yes | | Y | no | yes | yes | yes | yes |
| 3 | PAGE | Y | yes | yes | yes | yes | | Y | no | yes | yes | no | yes |
| 4 | PALO ALTO | Y | yes | yes | yes | yes | | Y | no | yes | yes | no | yes |
| 1 | PLYMOUTH | Y | yes | yes | yes | yes | | Y | yes | yes | yes | yes | yes |
| 4 | POCAHONTAS | N | yes | yes | yes | no | | Y | no | yes | yes | no | yes |
| 4 | POCAHONTAS | N | yes | no | yes | yes | | Y | no | yes | yes | yes | yes |
| 1 | POLK | Y | yes | yes | yes | yes | | Y | yes | yes | yes | yes | yes |
| 1 | POLK | N | yes | yes | no | no | | Y | yes | yes | yes | yes | no |
| 1 | POLK | Y | yes | yes | yes | yes | | Y | yes | yes | yes | yes | yes |
| 1 | POLK | Y | yes | yes | yes | yes | | Y | no | yes | yes | yes | yes |
| 1 | POLK | Y | yes | yes | yes | yes | | Y | no | no | yes | yes | yes |
| 1 | POLK | Y | yes | yes | yes | yes | | N | no | no | yes | no | no |
| 1 | POTTAWATTAMI | Y | yes | yes | yes | yes | | Y | yes | yes | yes | yes | yes |
| 1 | POTTAWATTAMI | Y | yes | yes | yes | yes | | Y | no | no | yes | yes | yes |
| 4 | POWESHIEK | N | yes | yes | yes | no | | N | no | yes | no | yes | no |
| 4 | POWESHIEK | Y | yes | yes | yes | yes | | Y | no | yes | yes | no | yes |
| 4 | RINGGOLD | Y | yes | yes | yes | yes | | N | no | no | no | no | no |
| 4 | SAC | N | yes | yes | yes | no | | N | yes | no | no | no | no |
| 4 | SAC | N | yes | yes | yes | no | | Y | yes | yes | yes | yes | yes |
| 4 | SAC | Y | yes | yes | yes | yes | | Y | no | yes | yes | yes | yes |
| 1 | SCOTT | N | yes | yes | yes | no | | Y | yes | no | yes | yes | yes |
| 1 | SCOTT | Y | yes | yes | yes | yes | | Y | yes | yes | yes | yes | yes |
| 1 | SCOTT | Y | yes | yes | yes | yes | | Y | no | yes | yes | yes | yes |

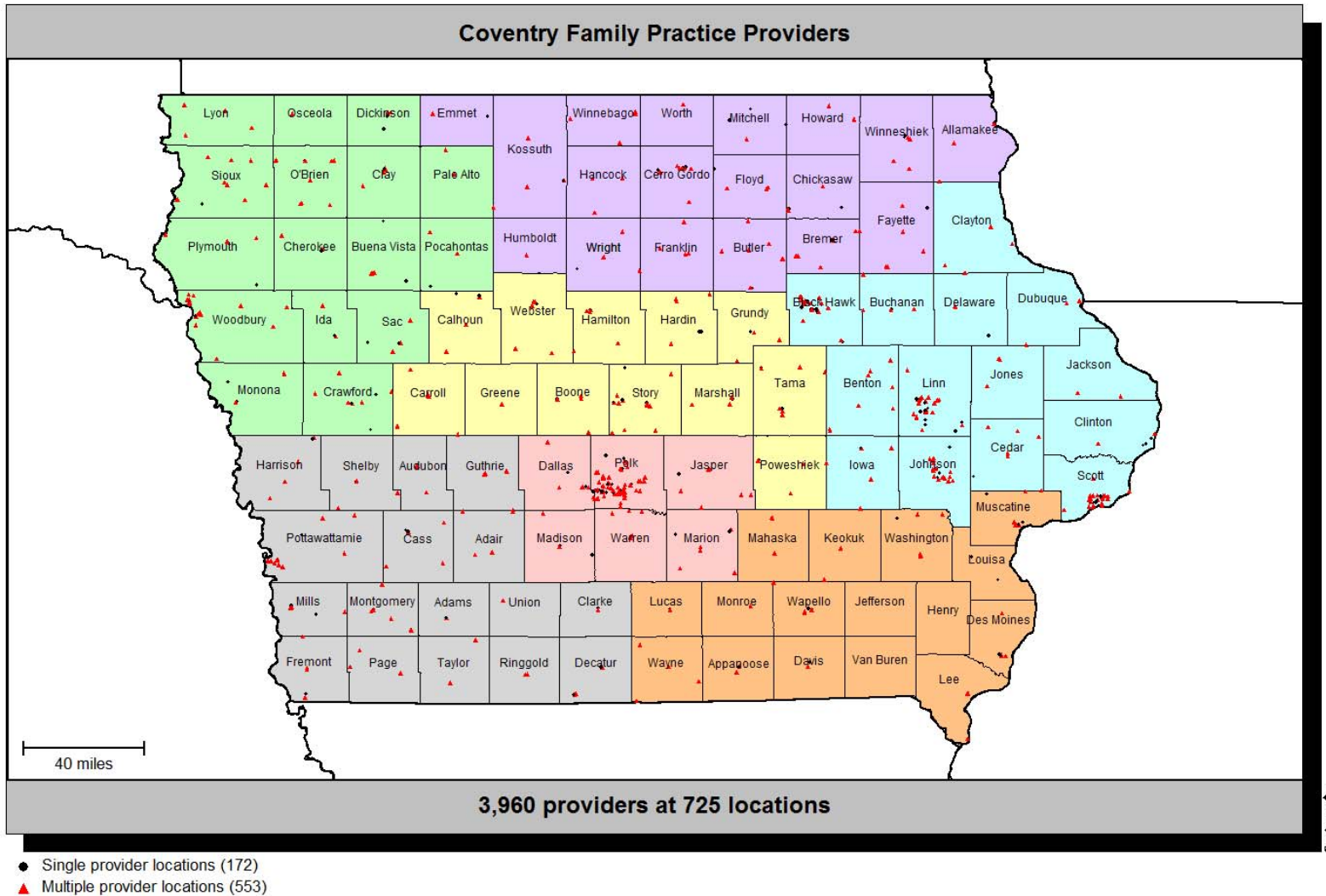
| | | | | | | | | | | | | | |
|---|------------|---|-----|-----|-----|-----|--|---|-----|-----|-----|-----|-----|
| 3 | SHELBY | Y | yes | yes | yes | yes | | Y | yes | yes | yes | yes | no |
| 4 | SIOUX | N | yes | yes | yes | no | | Y | no | yes | yes | yes | yes |
| 4 | SIOUX | Y | yes | yes | yes | yes | | Y | yes | yes | yes | yes | yes |
| 4 | SIOUX | Y | yes | yes | yes | yes | | Y | yes | no | yes | no | yes |
| 4 | SIOUX | Y | yes | yes | yes | yes | | N | yes | no | no | yes | yes |
| 1 | STORY | Y | yes | yes | yes | yes | | Y | yes | yes | yes | yes | yes |
| 1 | STORY | Y | yes | yes | yes | yes | | Y | yes | yes | yes | no | yes |
| 1 | STORY | Y | yes | yes | yes | yes | | Y | no | yes | yes | no | yes |
| 1 | STORY | Y | yes | yes | yes | yes | | Y | yes | yes | yes | yes | yes |
| 3 | TAMA | Y | yes | yes | yes | yes | | Y | no | yes | yes | yes | yes |
| 3 | TAMA | Y | yes | yes | yes | yes | | Y | no | yes | yes | yes | yes |
| 4 | TAYLOR | Y | yes | yes | yes | yes | | Y | yes | yes | yes | yes | yes |
| 3 | UNION | Y | yes | yes | yes | yes | | Y | yes | yes | yes | yes | yes |
| 4 | VAN BUREN | Y | yes | yes | yes | yes | | Y | no | yes | yes | yes | yes |
| 4 | VAN BUREN | Y | yes | yes | yes | yes | | Y | no | yes | yes | yes | yes |
| 3 | WAPELLO | N | yes | yes | no | no | | Y | yes | yes | yes | yes | yes |
| 3 | WAPELLO | Y | yes | yes | yes | yes | | Y | no | yes | yes | no | yes |
| 3 | WAPELLO | Y | yes | yes | yes | yes | | Y | yes | yes | yes | no | yes |
| 1 | WARREN | Y | yes | yes | yes | yes | | Y | yes | yes | yes | yes | yes |
| 1 | WARREN | Y | yes | yes | yes | yes | | Y | no | yes | yes | no | yes |
| 1 | WASHINGTON | N | yes | no | no | yes | | Y | yes | yes | yes | yes | yes |
| 1 | WASHINGTON | Y | yes | yes | yes | yes | | N | yes | no | no | no | no |
| 1 | WASHINGTON | Y | yes | yes | yes | yes | | Y | no | no | yes | yes | no |
| 4 | WAYNE | Y | yes | yes | yes | yes | | Y | no | yes | yes | yes | no |
| 4 | WAYNE | Y | yes | yes | yes | yes | | Y | no | yes | yes | yes | yes |
| 3 | WEBSTER | Y | yes | yes | yes | yes | | Y | yes | yes | yes | no | yes |
| 4 | WINNEBAGO | Y | yes | yes | yes | yes | | N | no | no | yes | no | yes |
| 4 | WINNEBAGO | Y | yes | yes | yes | yes | | Y | no | yes | yes | no | yes |
| 4 | WINNESHIEK | Y | yes | yes | yes | yes | | Y | no | yes | yes | yes | yes |
| 4 | WINNESHIEK | Y | yes | yes | yes | yes | | Y | yes | yes | yes | yes | yes |
| 1 | WOODBURY | Y | yes | yes | yes | yes | | Y | yes | yes | yes | yes | yes |

| | | | | | | | | | | | | | |
|---|----------|---|-----|-----|-----|-----|--|---|-----|-----|-----|-----|-----|
| 1 | WOODBURY | Y | yes | yes | yes | yes | | Y | yes | yes | yes | yes | yes |
| 1 | WOODBURY | Y | yes | yes | yes | yes | | Y | no | yes | yes | yes | yes |
| 3 | WORTH | Y | yes | yes | yes | yes | | Y | no | yes | yes | no | yes |
| 4 | WRIGHT | Y | yes | yes | yes | yes | | N | yes | yes | no | no | no |
| 4 | WRIGHT | Y | yes | yes | yes | yes | | Y | no | yes | yes | yes | no |
| 4 | WRIGHT | Y | yes | yes | yes | yes | | Y | no | yes | yes | yes | yes |
| 4 | WRIGHT | Y | yes | yes | yes | yes | | Y | yes | yes | yes | yes | yes |

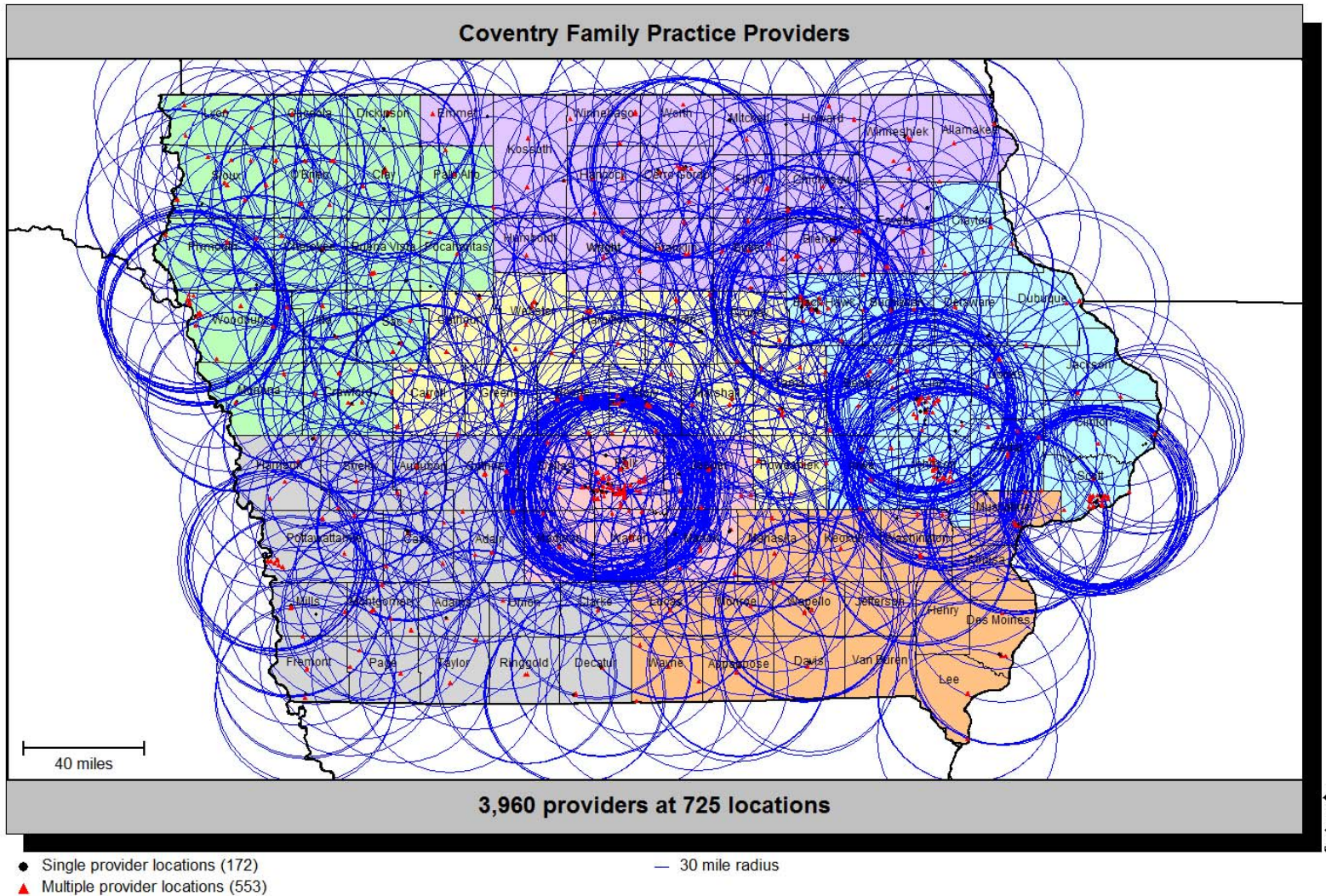
Overview of Regions



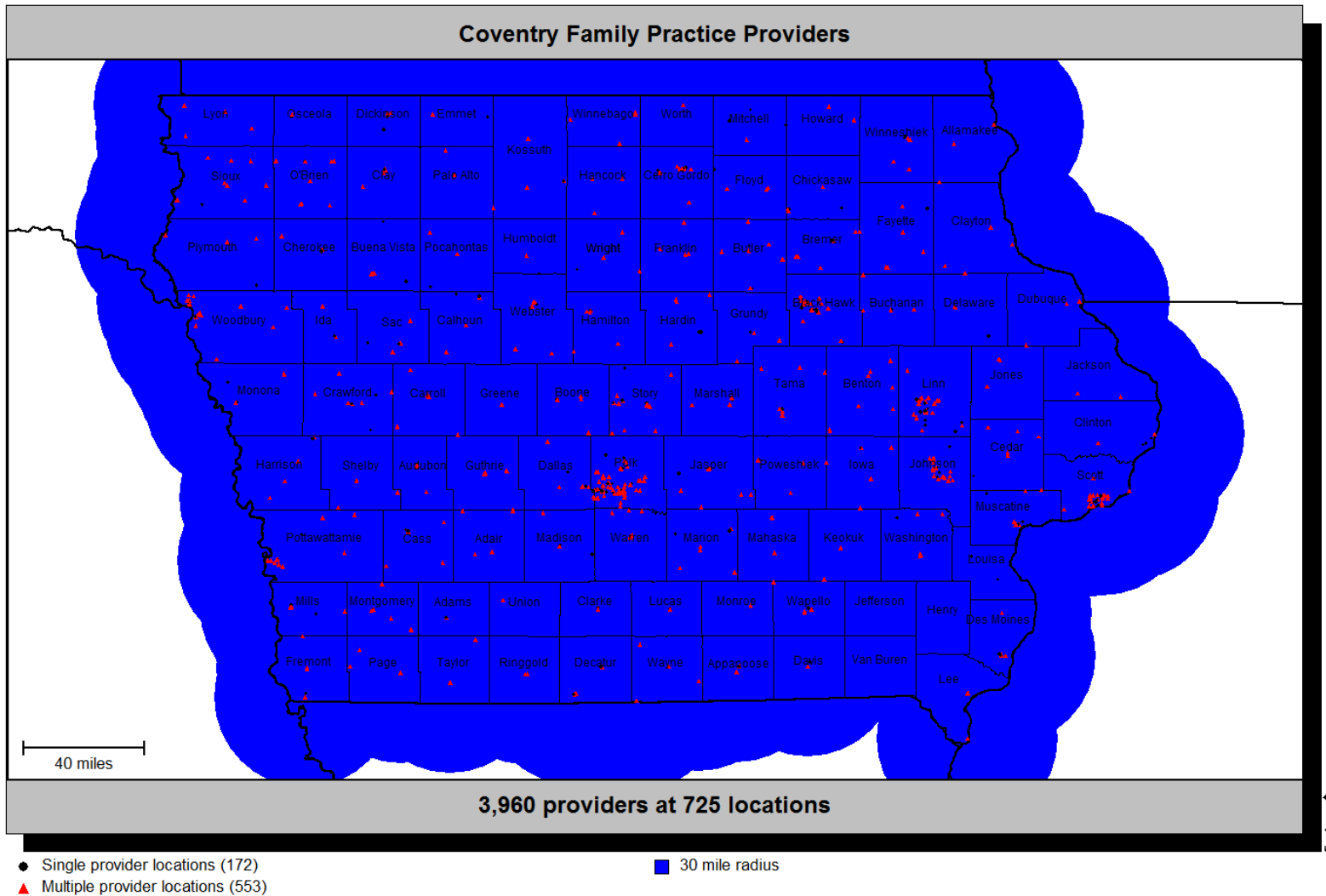
Provider locations



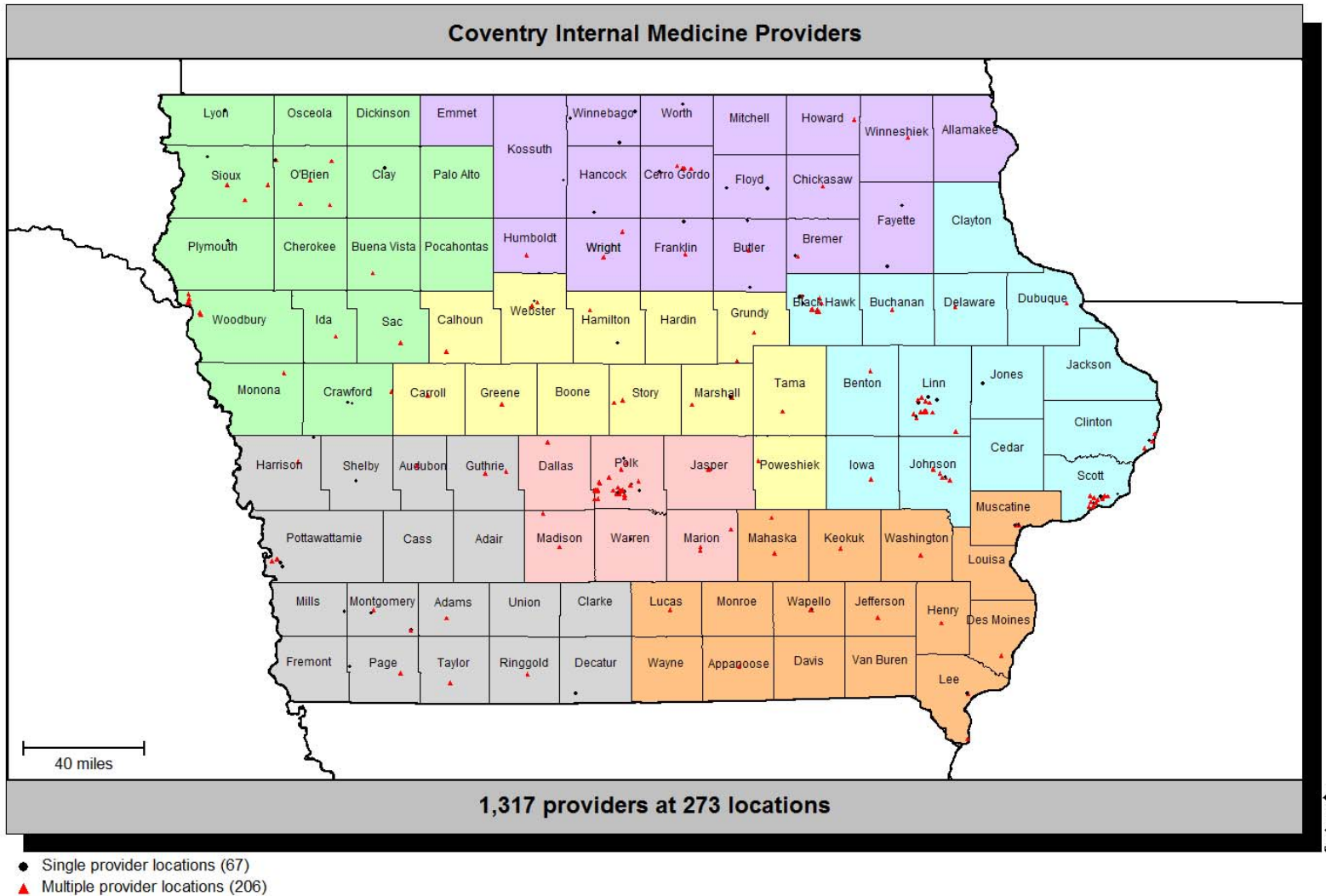
Provider locations with 30-mile radius



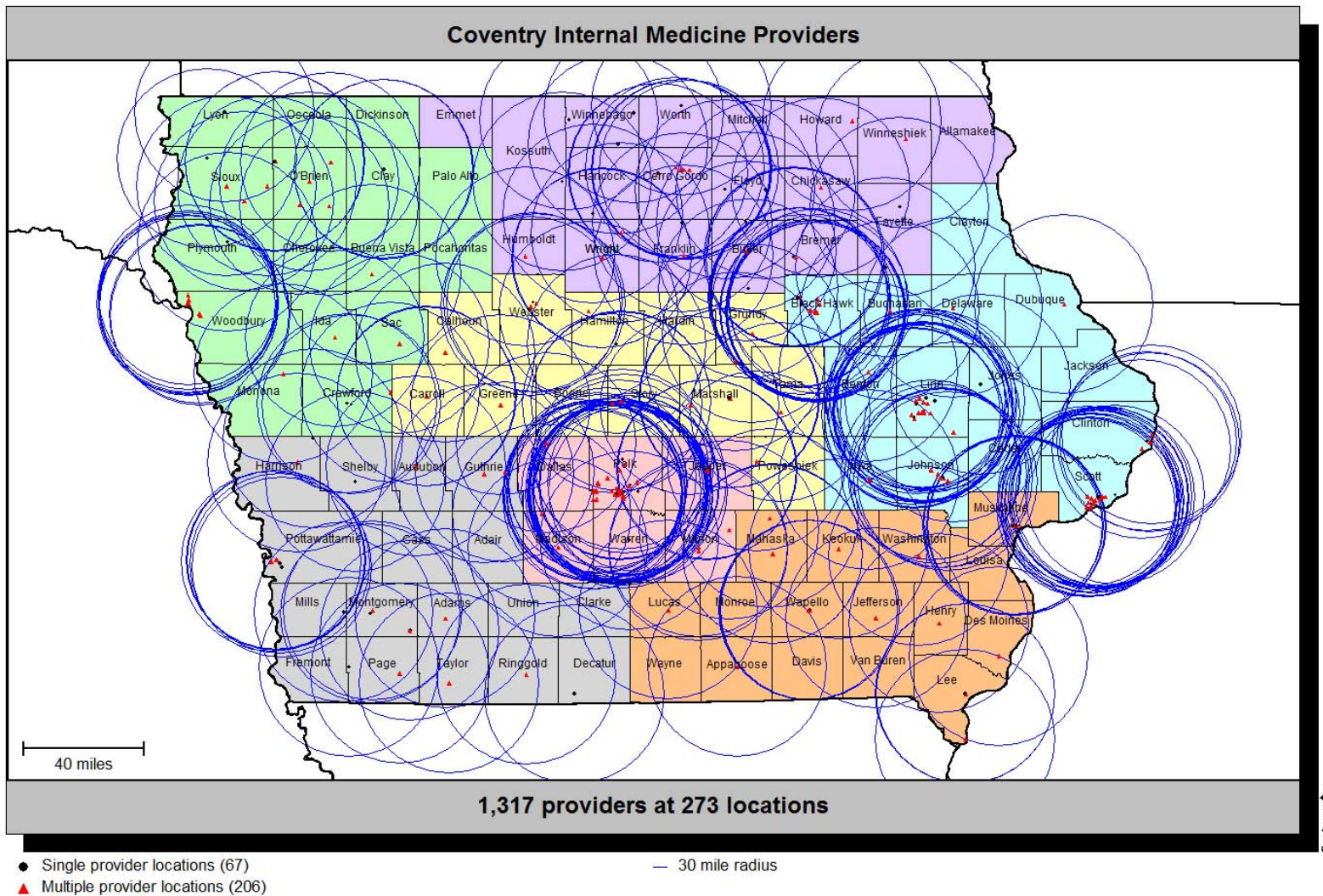
Provider coverage/penetration



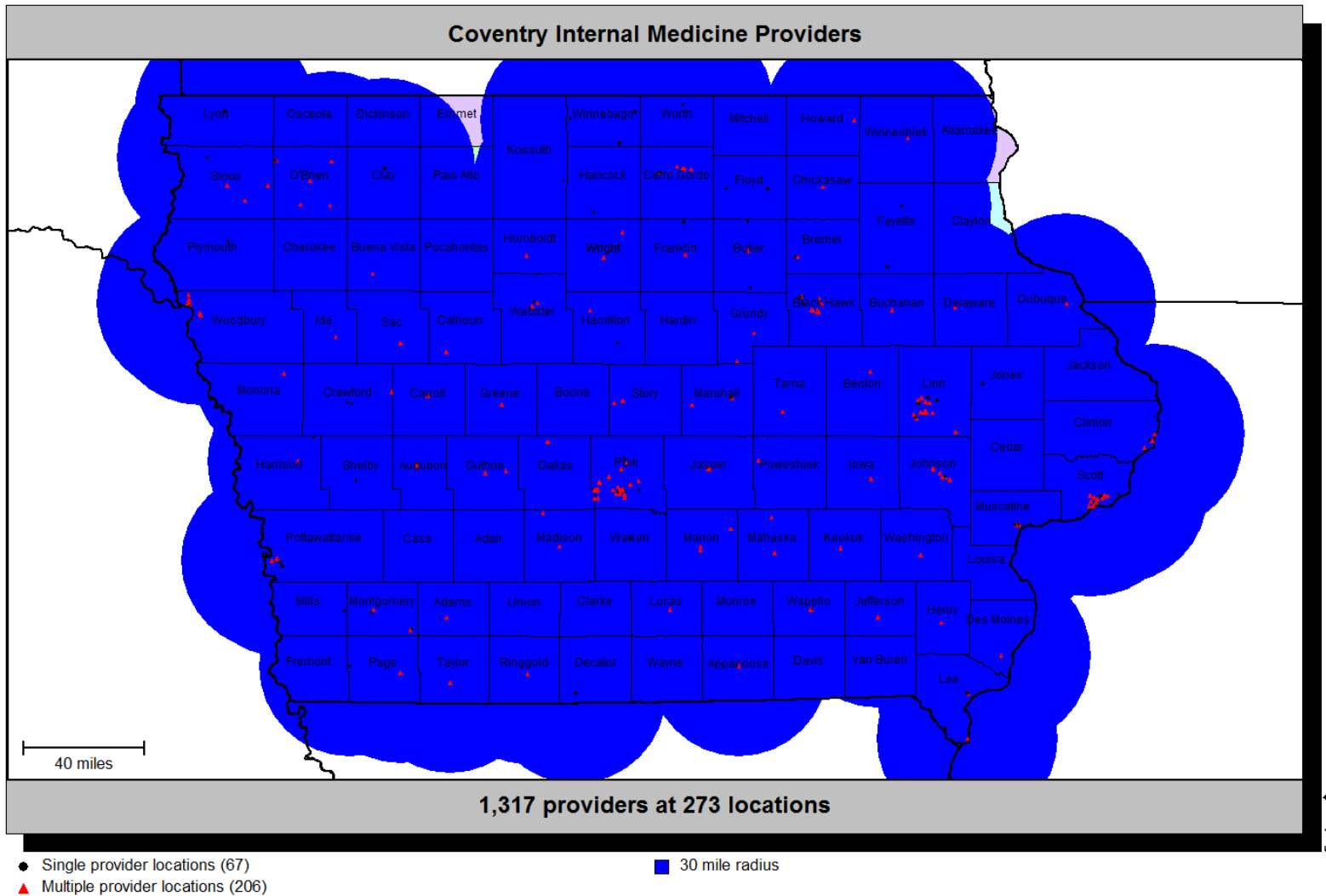
Provider locations



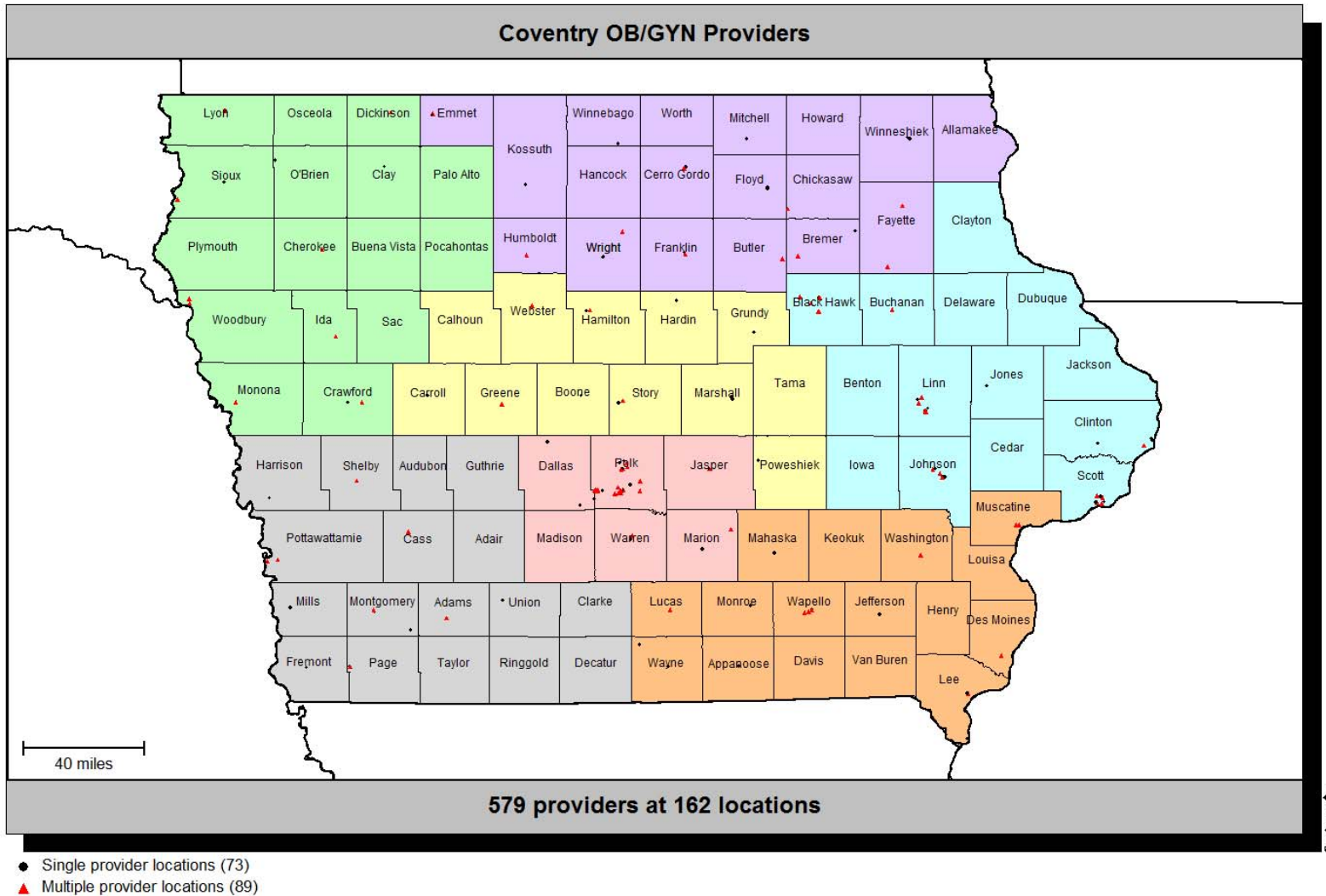
Provider locations with 30-mile radius



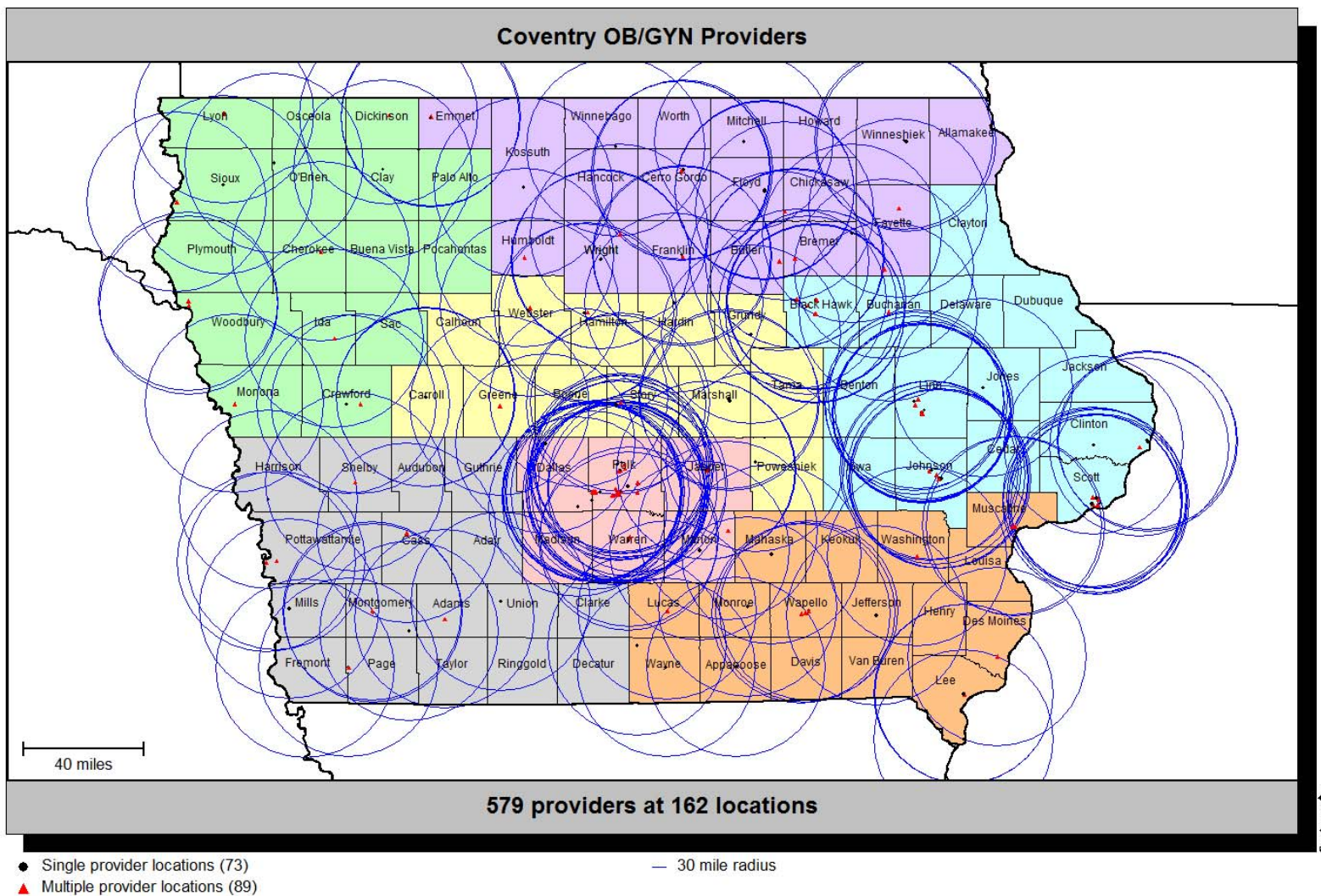
Provider coverage/penetration



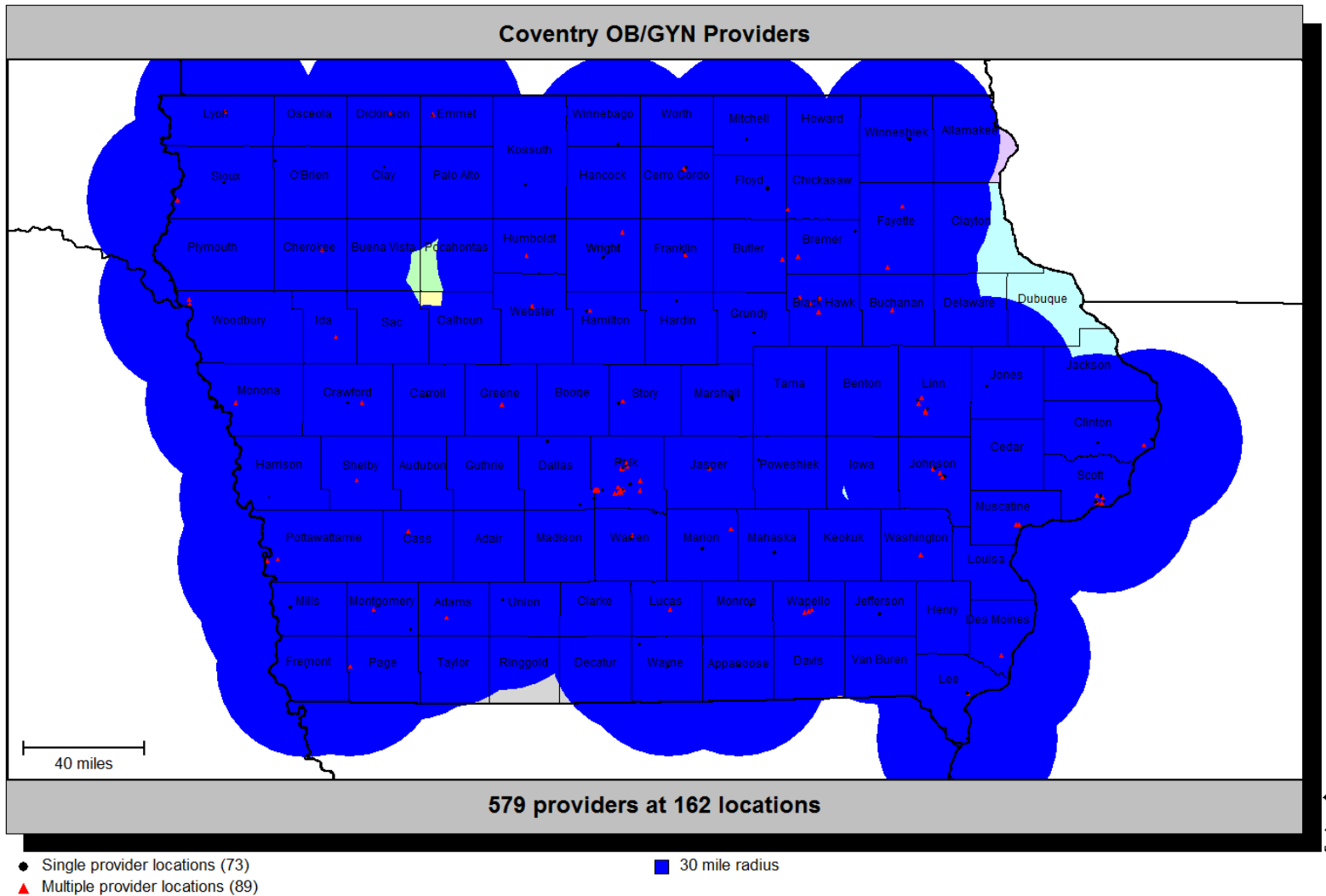
Provider locations



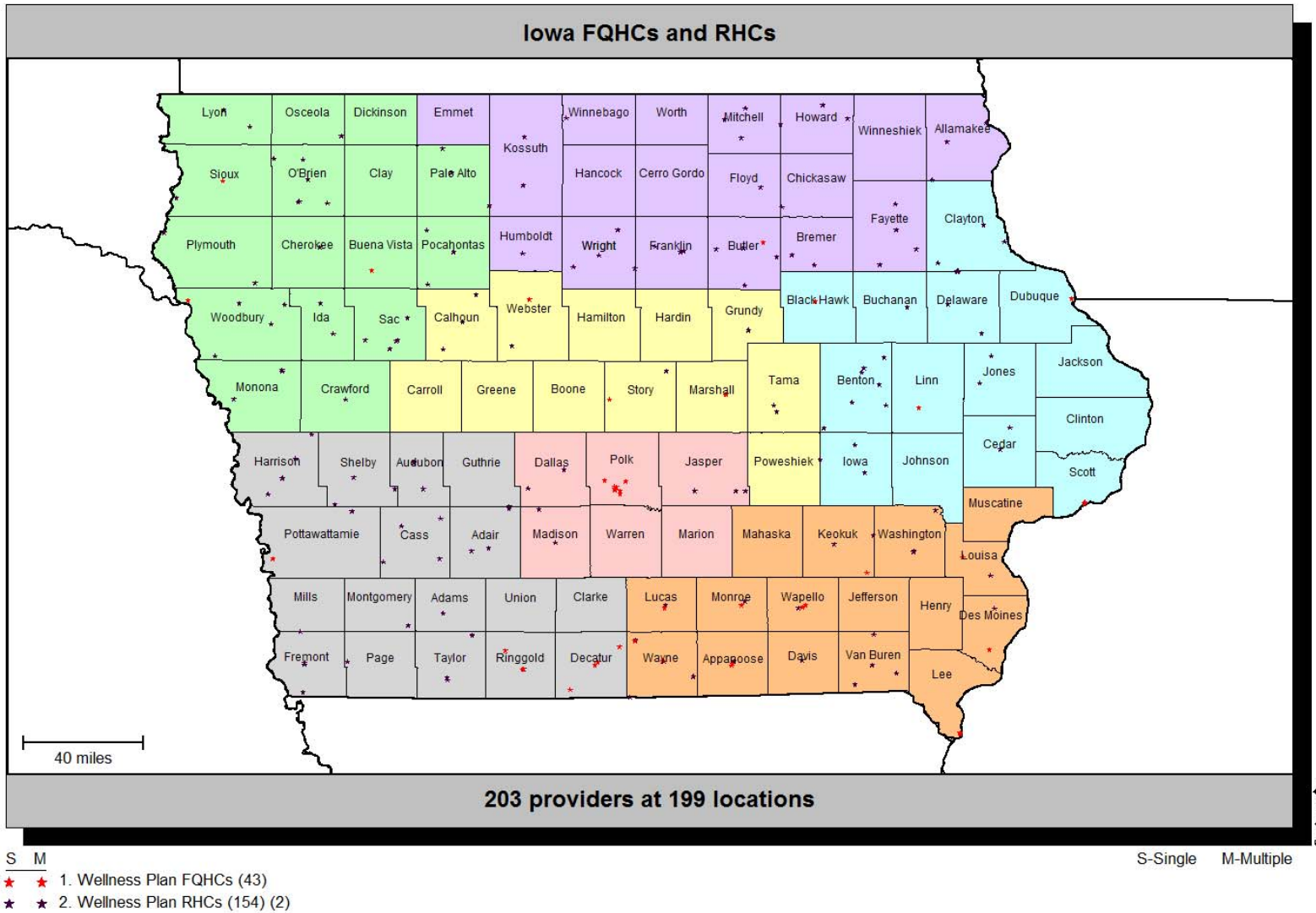
Provider locations with 30-mile radius



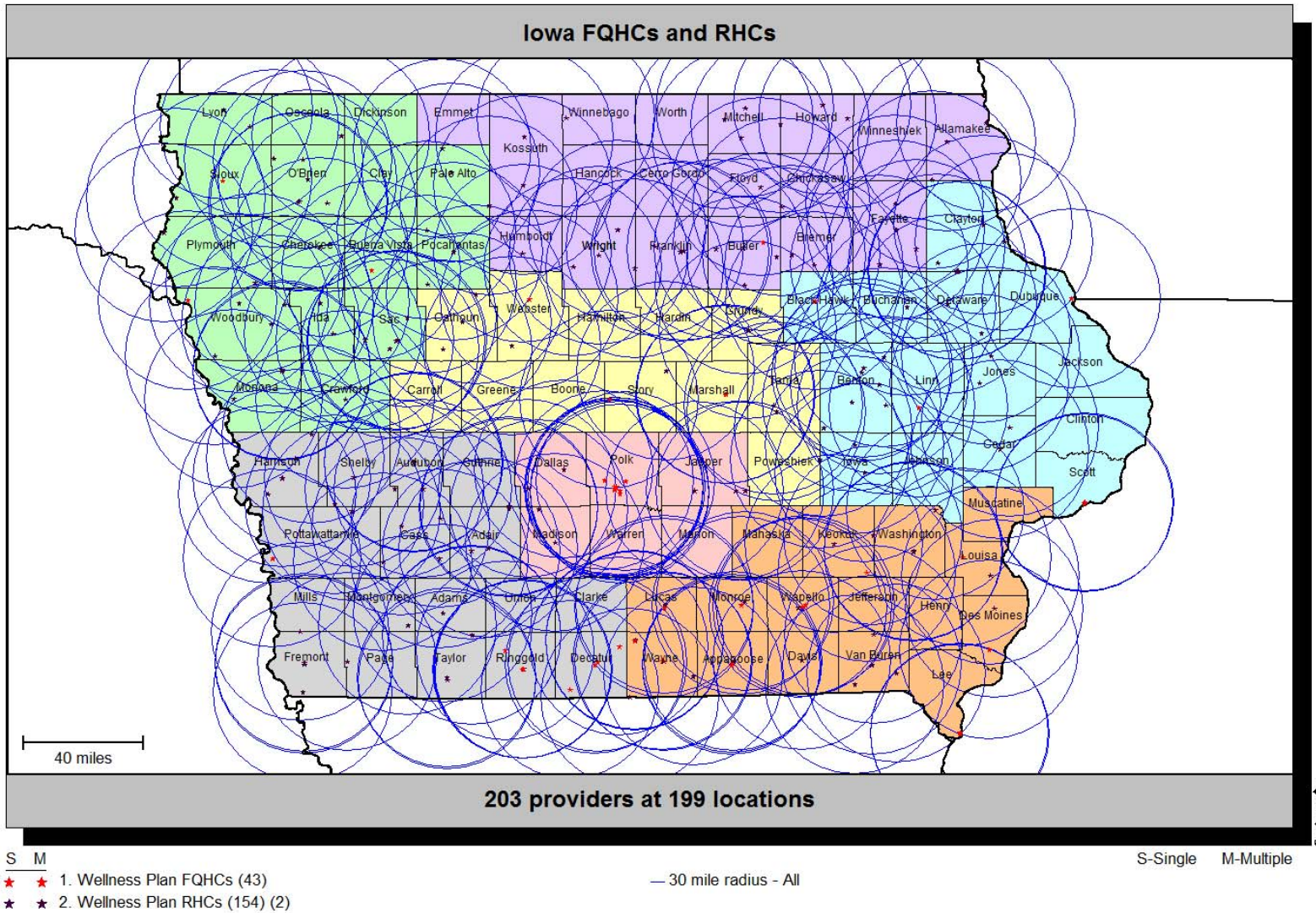
Provider coverage/penetration



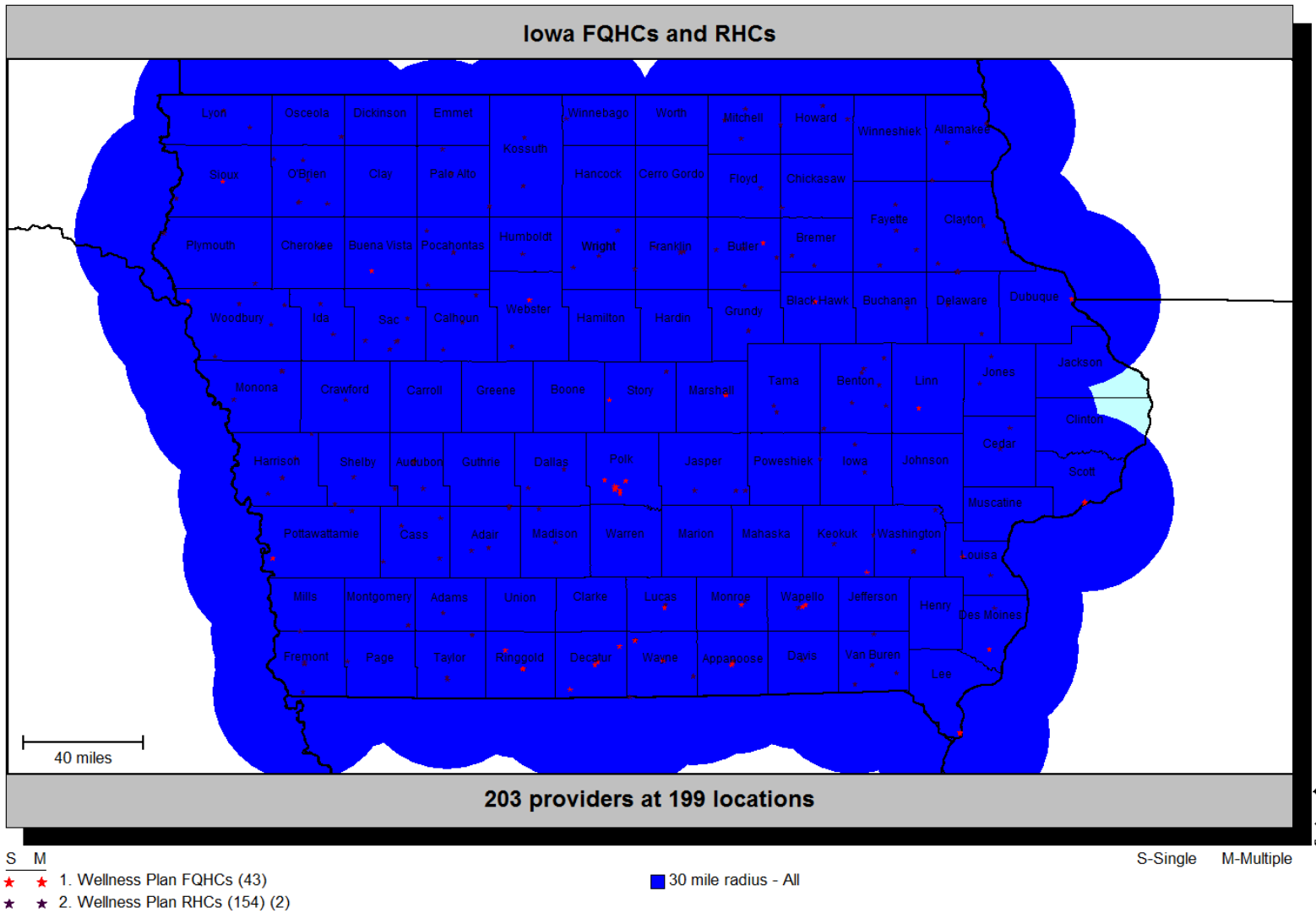
Provider locations



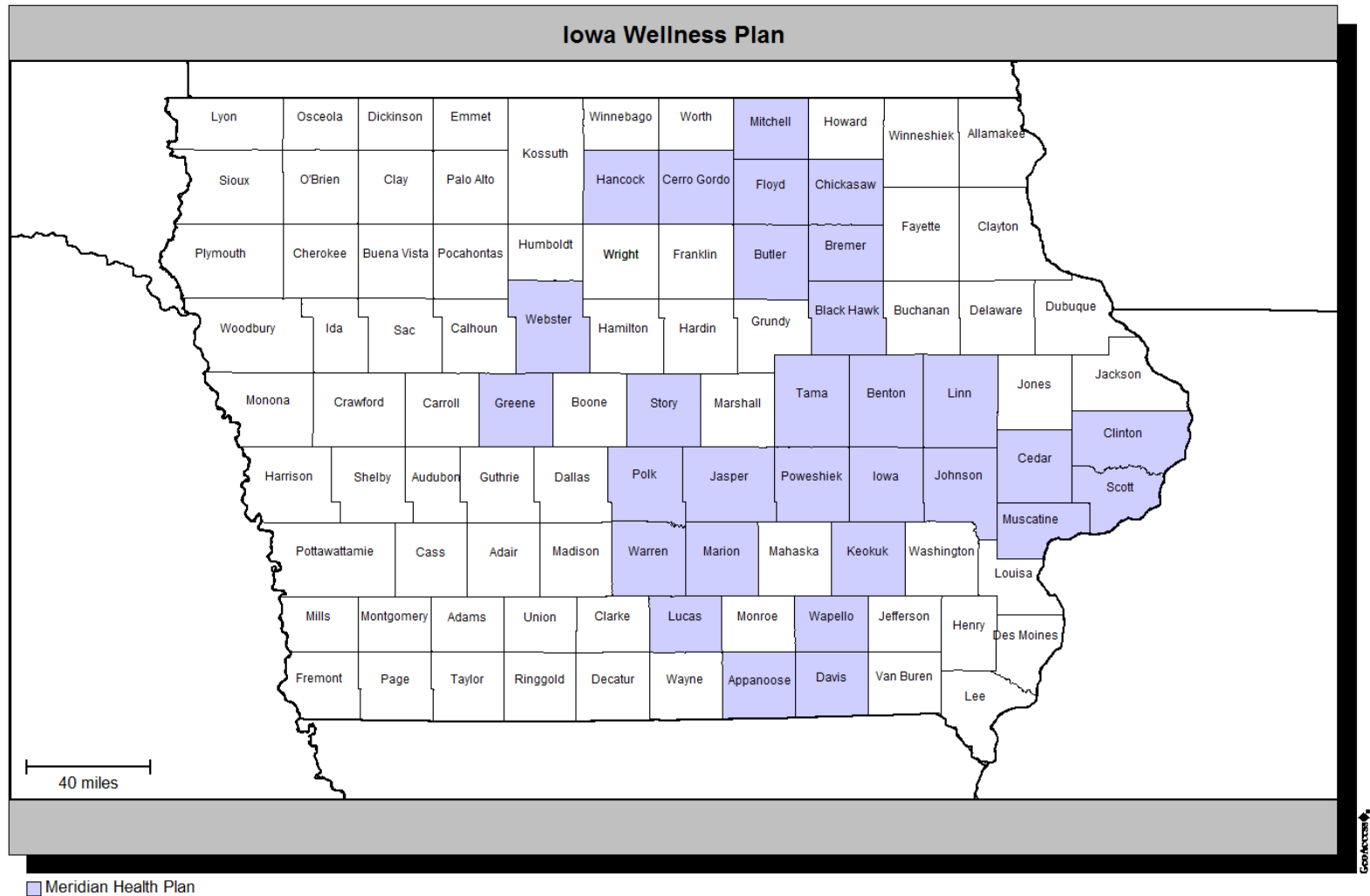
Provider locations with 30-mile radius



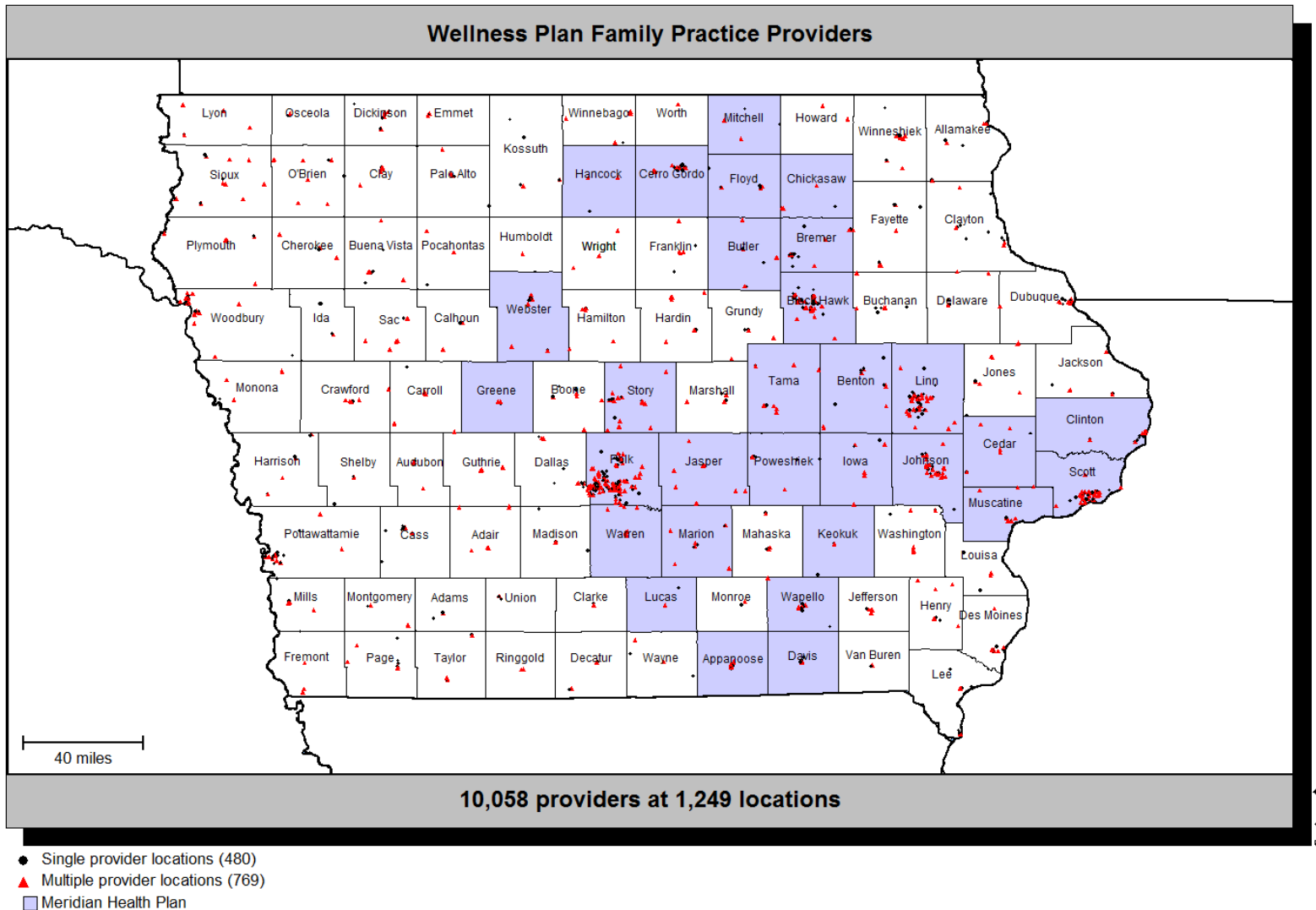
Provider coverage/penetration



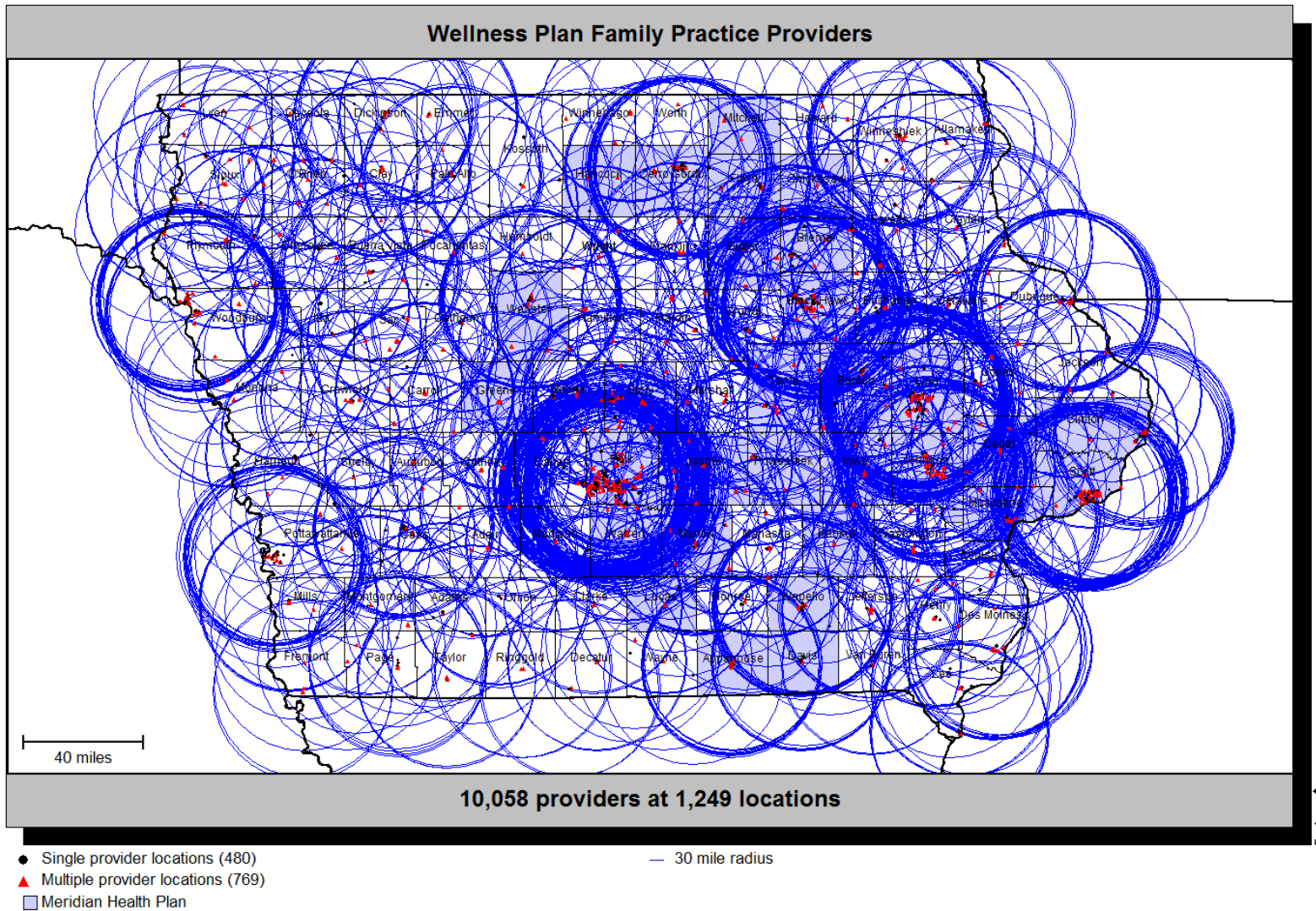
Geographic overview



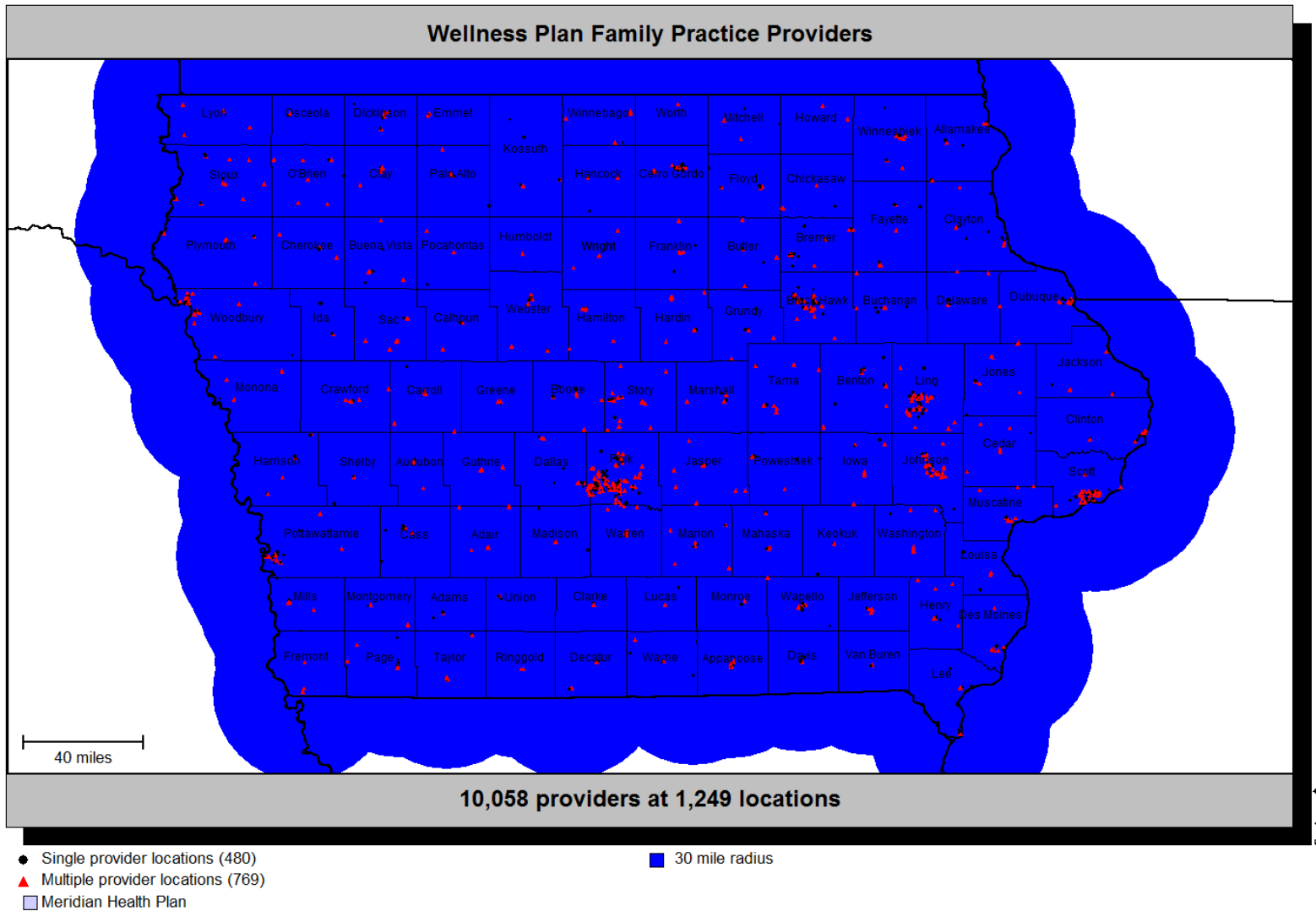
Provider locations



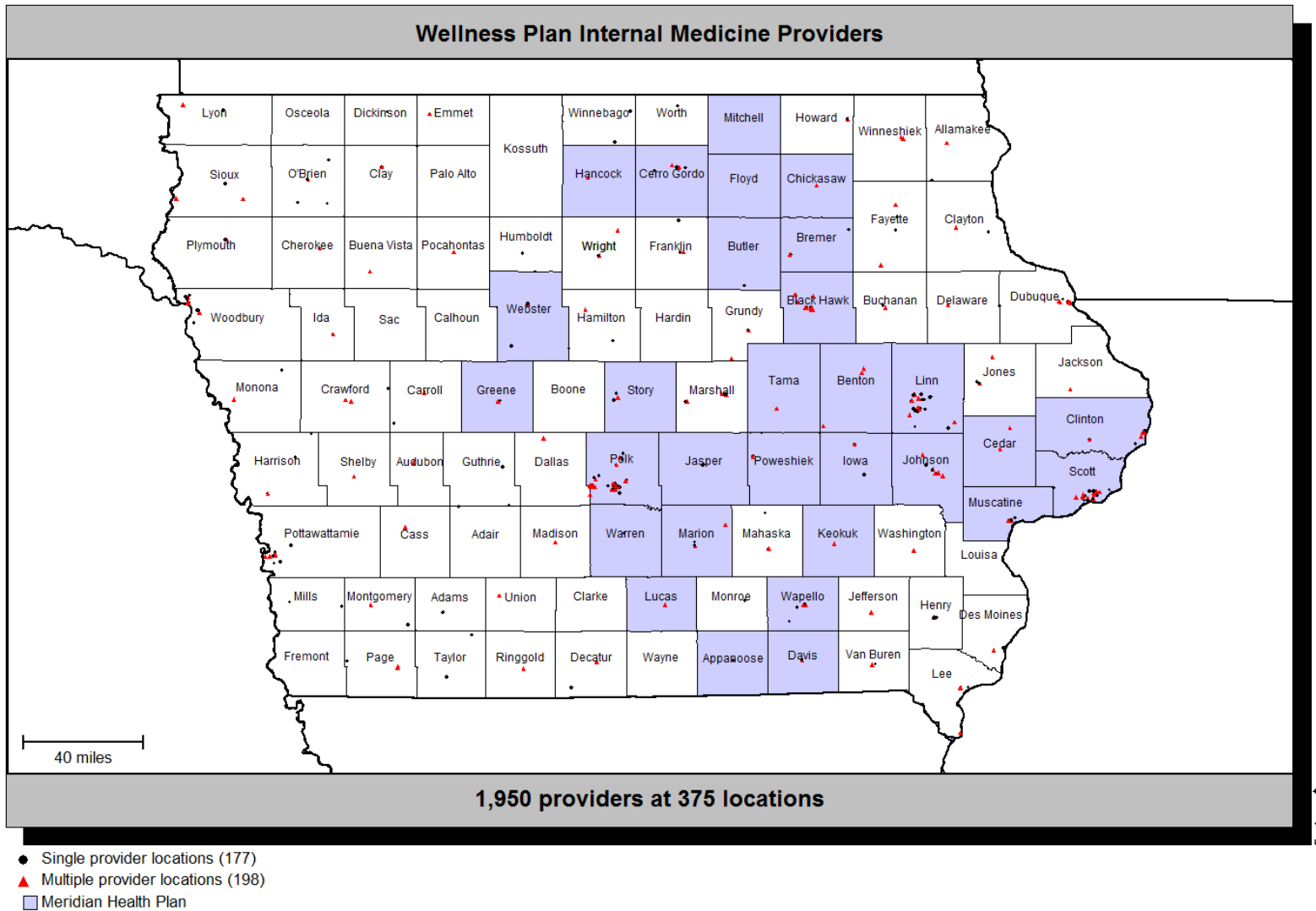
Provider locations with 30-mile radius



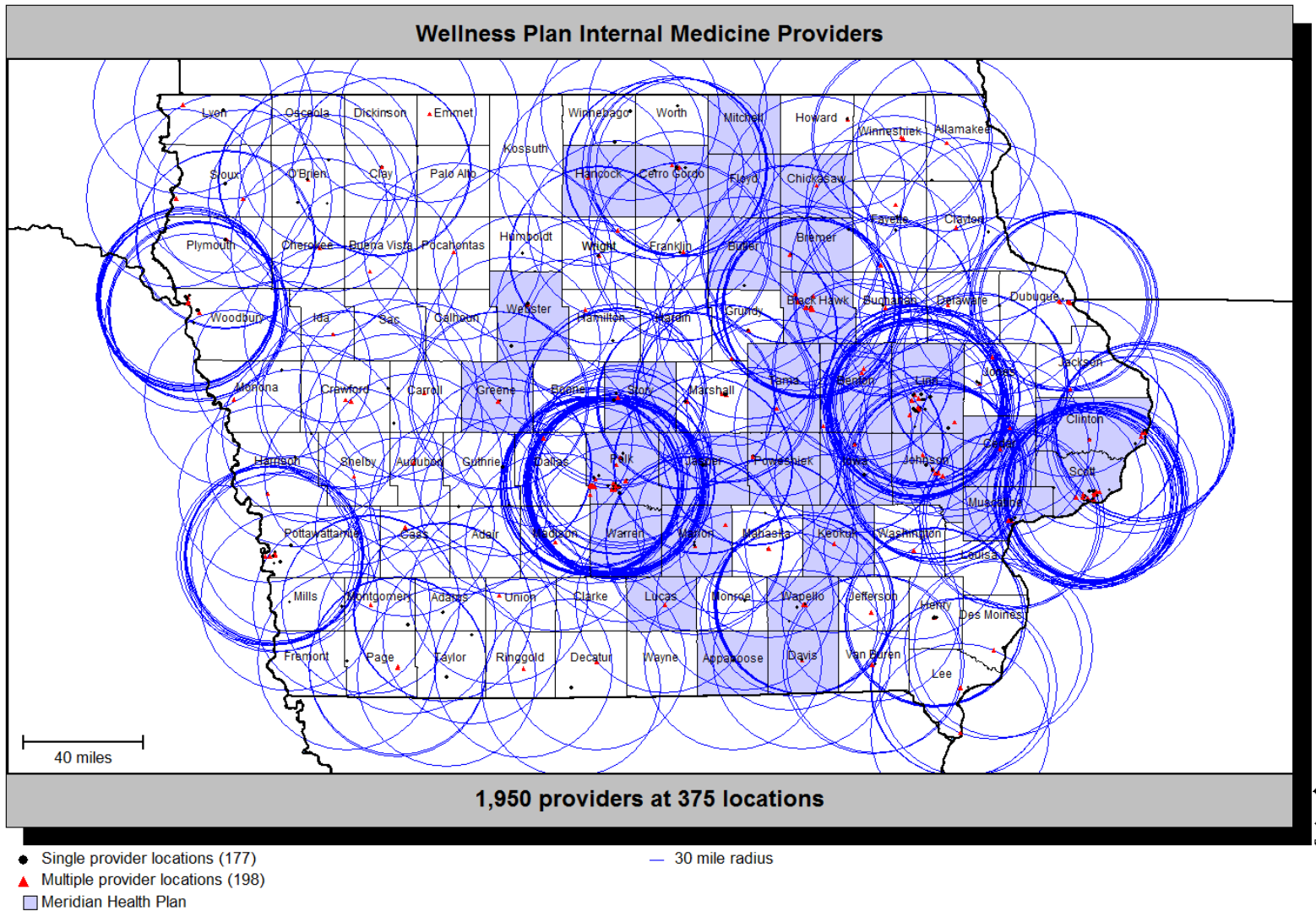
Provider coverage/penetration



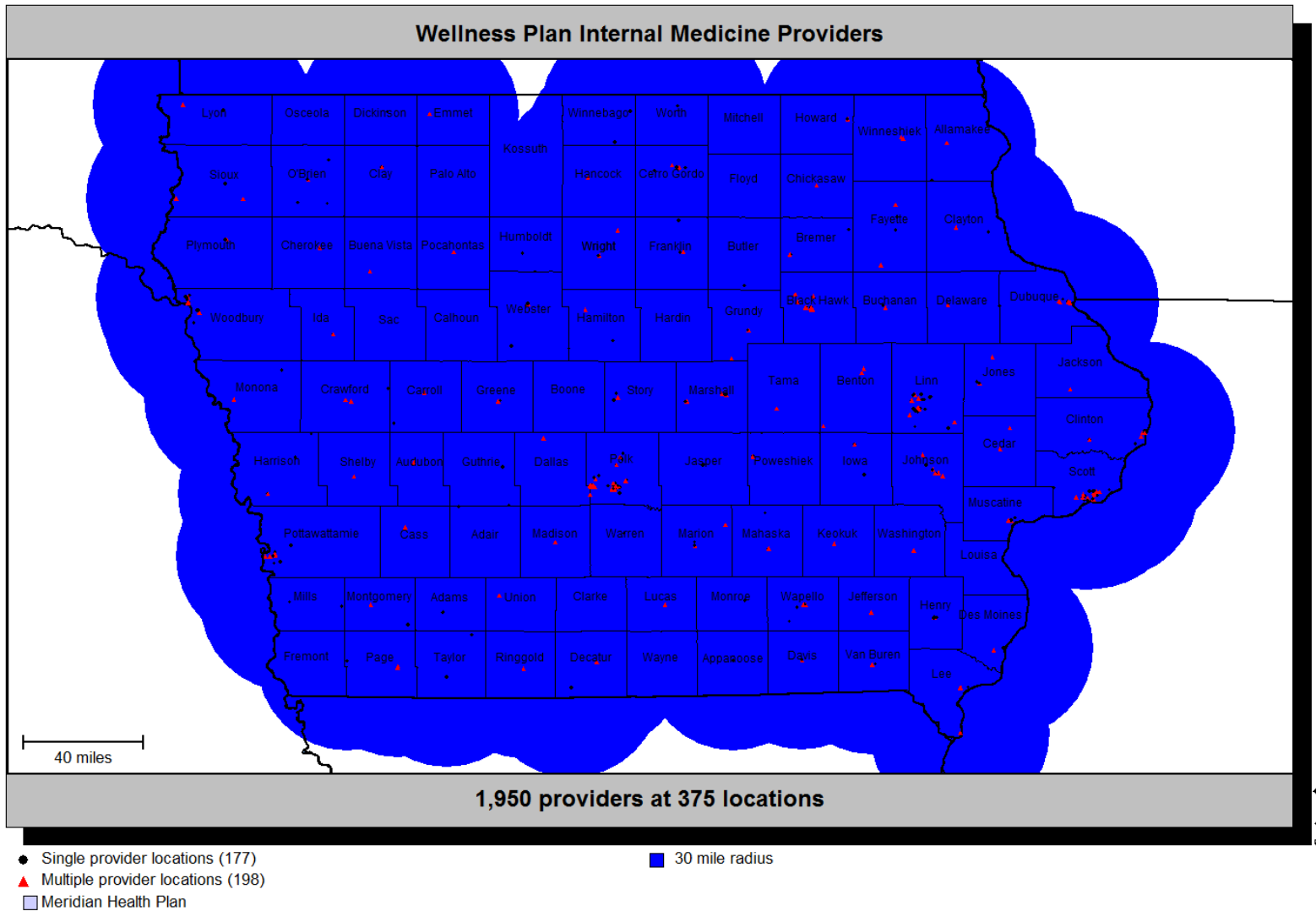
Provider locations



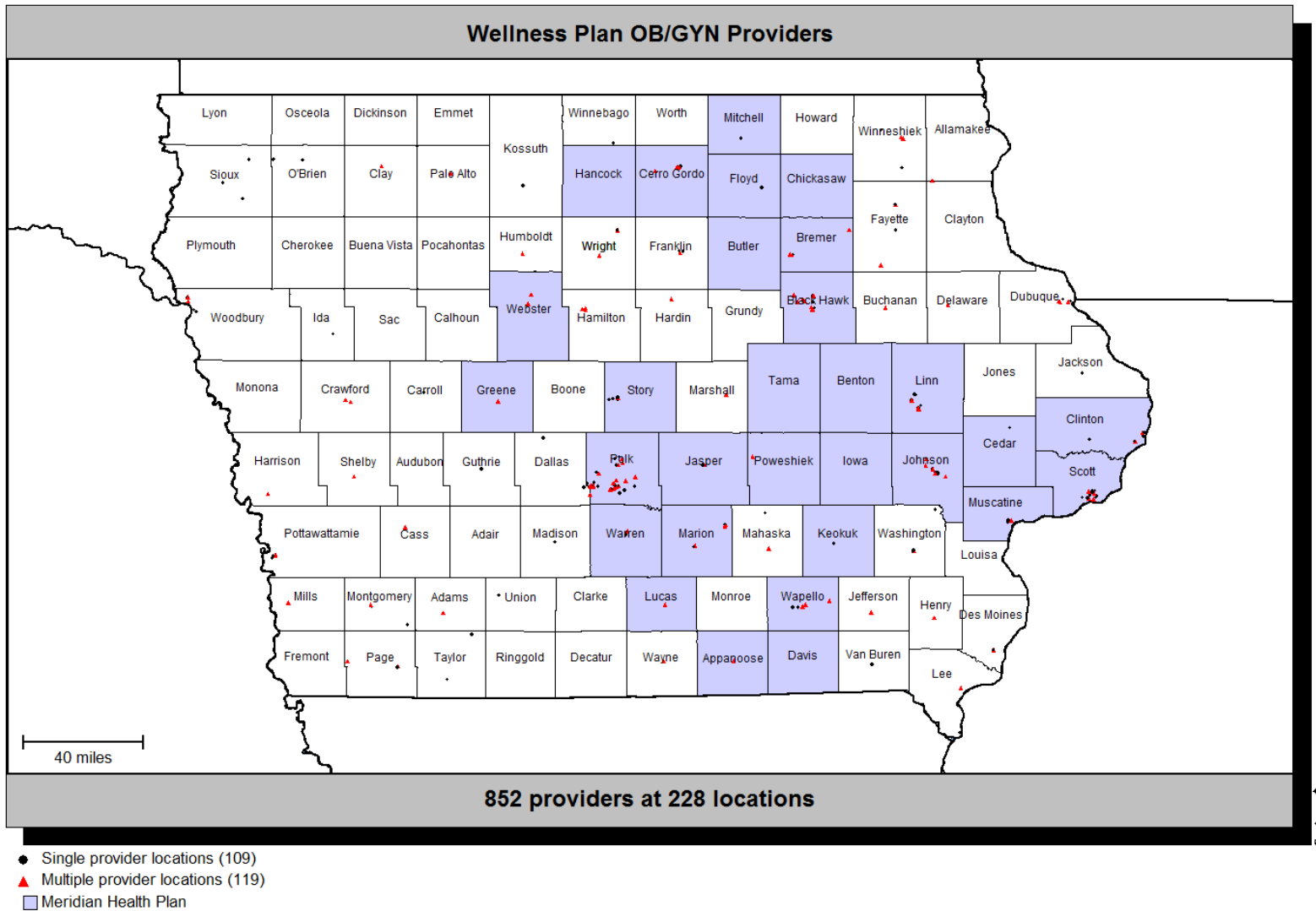
Provider locations with 30-mile radius



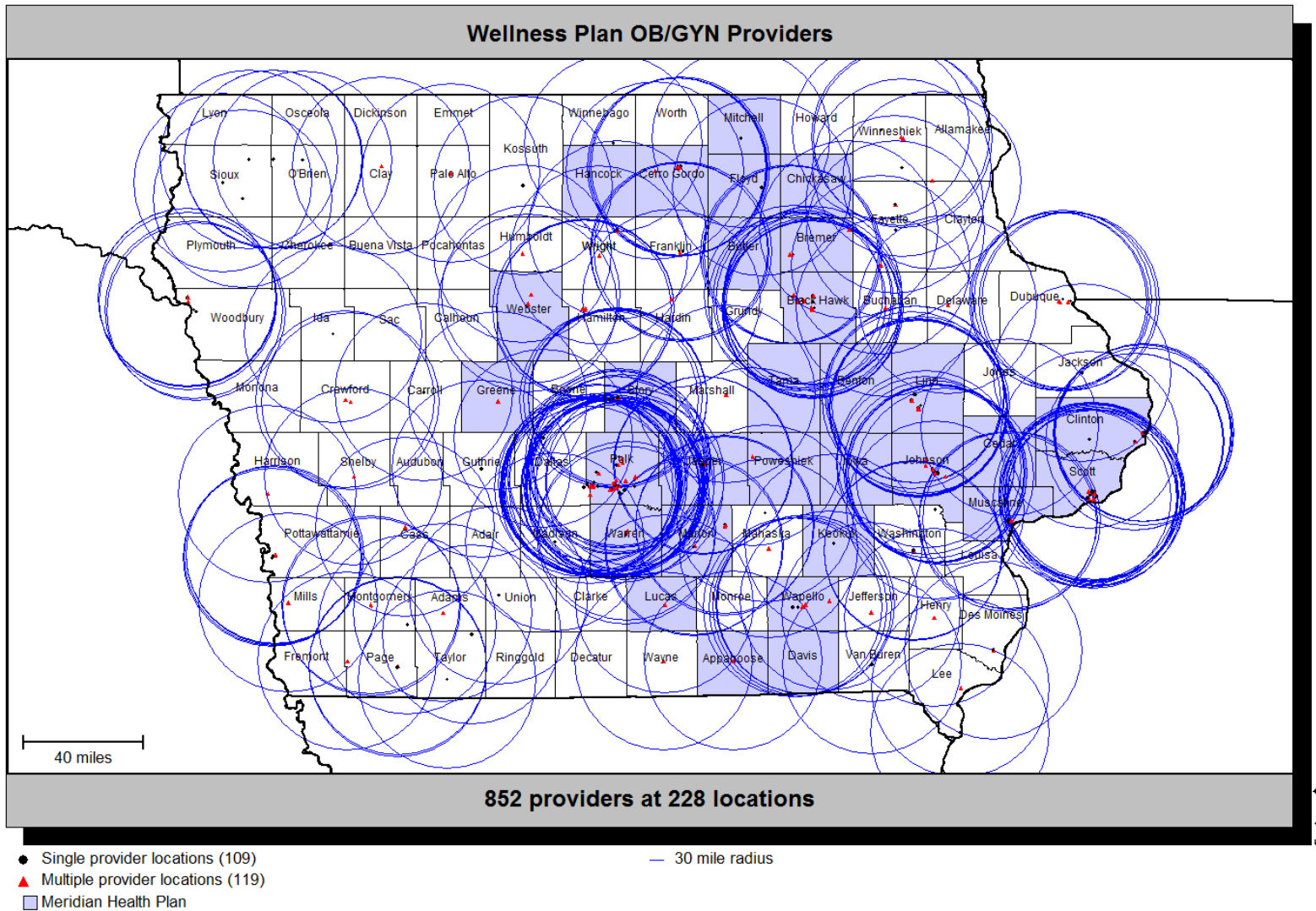
Provider coverage/penetration



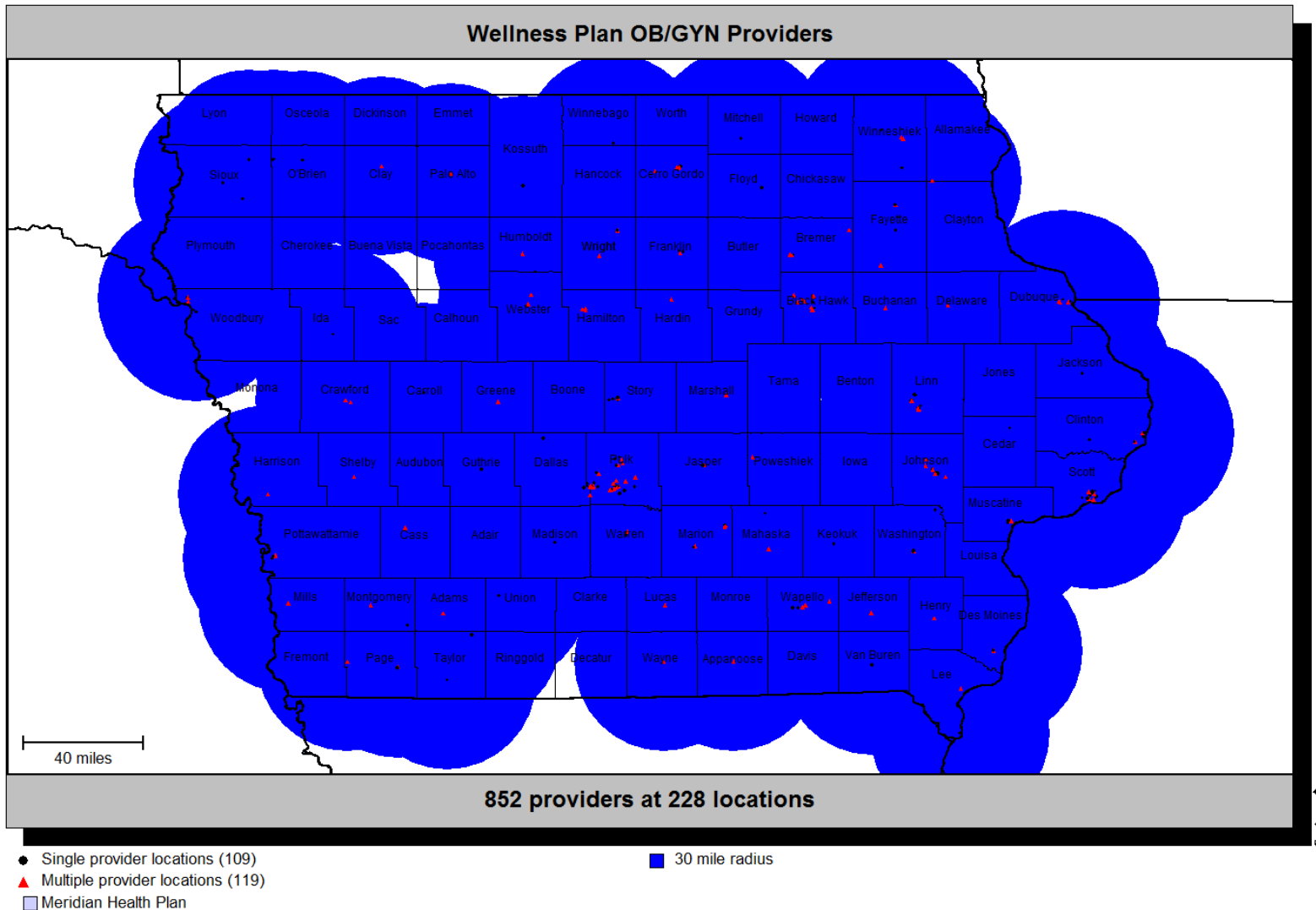
Provider locations



Provider locations with 30-mile radius



Provider coverage/penetration



Market Place Choice Wrap Payments

1st Quarter FY 2014 (1/1/14-3/31/14)

| Provider Type | Provider Name | Wrap Payment Amount |
|---------------|---|---------------------|
| FQHC | United Community Health Center | \$ 218.00 |
| RHC | Primary Health Care | \$ 3,290.79 |
| RHC | Regional Family Health- Edgewood | \$ 255.34 |
| RHC | Regional Family Health- Hopkinton | \$ 90.94 |
| RHC | Regional Family Health- Manchester | \$ 696.45 |
| FQHC | Crescent Community Health Center | \$ 3,871.18 |
| FQHC | Community Health Center of Fort Dodge | \$ 4,592.09 |
| RHC | TriMark Physicians Group | \$ 11.92 |
| RHC | Franklin Medical Center | \$ 199.64 |
| FQHC | Community Health Centers of Southeastern Iowa | \$ 681.21 |
| FQHC | Community Health Care, Inc | \$ 1,203.77 |
| FQHC | Peoples Community Health Clinic | \$ 2,273.73 |
| FQHC | Siouxland Community Health Center | \$ 884.69 |
| RHC | Redfield Medical Clinic | \$ 144.36 |
| | | <u>\$ 18,414.11</u> |

2nd Quarter FY 2014 (4/1/14-6/30/14)

| Provider Type | Provider Name | Wrap Payment Amount |
|---------------|---|---------------------|
| RHC | Franklin Medical Center- Hampton | \$ 224.57 |
| RHC | Franklin Medical Center- Latimer | \$ 124.03 |
| RHC | Iowa Health Physicians | \$ 104.35 |
| FQHC | Crescent Community Health Center | \$ 6,864.51 |
| FQHC | Primary Health Care | \$ 13,134.56 |
| FQHC | Community Health Centers if Southeastern Iowa | \$ 2,434.14 |
| RHC | Regional Family Health- Edgewood | \$ 538.70 |
| RHC | Regional Family Health- Hopkinton | \$ 281.44 |
| RHC | Regional Family Health- Manchester | \$ 5,292.96 |
| RHC | Regional Family Health- Winthrop | \$ 127.94 |
| FQHC | Community Health Care | \$ 7,574.91 |
| FQHC | United Community Health Center | \$ 1,283.09 |
| FQHC | Peoples Community Health Clinic | \$ 11,550.89 |
| RHC | Redfield Medical Clinic | \$ 427.98 |
| FQHC | Siouxland Community Health Center | \$ 5,582.75 |
| RHC | Floyd Co Area Family Practice Center | \$ 77.99 |

| |
|--------------|
| \$ 55,624.81 |
|--------------|

3rd Quarter FY 2014 (7/1/14-9/30/14)

| Provider Type | Provider Name | Wrap Payment Amount |
|---------------|---|---------------------|
| FQHC | Primary Health Care | \$ 19,945.26 |
| FQHC | Crescent Community Health Center | \$ 7,595.85 |
| RHC | Franklin Medical Center- Hampton | \$ 247.27 |
| RHC | Franklin Medical Center- Latimer | \$ 56.54 |
| FQHC | Community Health Centers of Southeastern Iowa | \$ 756.58 |
| RHC | Regional Family Health-Manchester | \$ 3,804.81 |
| RHC | Regional Family Health-Edgewood | \$ 228.30 |
| RHC | Regional Family Health-Strawberry Point | \$ 82.38 |
| RHC | Regional Family Health-Winthrop | \$ 124.78 |
| RHC | Madison Co Memorial Hosp RHC | \$ 435.22 |
| RHC | Iowa Health Physicians | \$ 208.66 |
| FQHC | United Community Health Center | \$ 313.47 |
| RHC | Redfield Medical Clinic | \$ 241.92 |
| FQHC | Peoples Community Health Clinic | \$ 2,245.85 |
| FQHC | Siouxland Community Health Center | \$ 4,177.57 |
| RHC | Floyd Co Area Family Practice Center | \$ 439.51 |
| | | <u>\$ 40,903.97</u> |

4th Quarter FY 2014 (10/1/14-12/31/14)

| Provider Type | Provider Name | Wrap Payment Amount |
|---------------|-----------------------------------|---------------------|
| FQHC | Crescent Community Health Center | \$ 6,728.20 |
| RHC | Health Trust Physicians | \$ 1,521.28 |
| RHC | Regional Health- Manchester | \$ 2,230.51 |
| RHC | Regional Health- Strawberry Point | \$ 56.44 |
| RHC | Regional Health- Edgewood | \$ 201.42 |
| RHC | Regional Health- Hopkinton | \$ 100.71 |
| FQHC | United Community Health Center | \$ 449.72 |
| RHC | Redfield Medical Clinic | \$ 377.78 |
| RHC | Earlham Medical Clinic | \$ 99.27 |
| RHC | Franklin Medical Center- Hampton | \$ 169.93 |
| RHC | Franklin Medical Center- Latimer | \$ 134.48 |
| FQHC | Peoples Community Health Clinic | \$ 4,605.99 |
| FQHC | Community Health Care, Inc. | \$ 10,713.92 |
| FQHC | Primary Health Care Inc. | \$ 21,895.38 |

| | | | |
|------|--------------------------------------|-----------|------------------|
| RHC | Unity Point- Family Medicine | \$ | - |
| FQHC | Siouxland Community Health Center | \$ | 3,383.23 |
| RHC | Floyd Co Area Family Practice Center | \$ | 537.79 |
| | | <u>\$</u> | <u>53,206.05</u> |

1st Quarter FY 2015 (1/1/15-3/31/15)

| Provider | | Wrap |
|----------|---|---------------------|
| Type | Provider Name | Payment Amount |
| RHC | Regional Family Hlth-Manchester | \$ 1,627.19 |
| RHC | Regional Family Hlth-Winthrop | \$ 275.16 |
| RHC | Regional Family Hlth-Strawberry Pt | \$ 240.67 |
| RHC | Regional Family Hlth-Hopkinton | \$ 128.29 |
| FQHC | Primary Health Care, Inc-S.S. | \$ 19,292.18 |
| RHC | Madison County Memorial Hospital RHC | \$ 167.74 |
| RHC | Family Medicine Clinic, PC | \$ 841.62 |
| FQHC | Community Health Care, Inc | \$ 6,174.23 |
| RHC | Franklin Medical Center-Hampton | \$ 156.52 |
| FQHC | Siouxland Community Health Ctr | \$ 4,844.71 |
| RHC | Redfield Medical Clinic | \$ 660.43 |
| FQHC | Crescent Community Health Center | \$ 5,604.01 |
| FQHC | Community Hlth Ctrs of Southeastern IA, Inc | \$ 1,936.62 |
| RHC | Floyd Co Area Family Practice Center | \$ 264.04 |
| FQHC | People's Community Health Clinic | \$ 10,457.81 |
| | | <u>\$ 52,671.22</u> |

2nd Quarter FY 2015 (4/1/15-6/30/15)

| Provider | | Wrap |
|----------|-------------------------------------|----------------|
| Type | Provider Name | Payment Amount |
| RHC | Regional Family Health - Winthrop | \$ 137.58 |
| RHC | Regional Family Health - Manchester | \$ 751.32 |
| FQHC | Primary Health Care, Inc. | \$ 15,712.07 |
| RHC | Franklin Medical Center-Hampton | \$ - |
| RHC | Franklin Medical Center-Latimer | \$ 43.16 |
| FQHC | Community Health Care, Inc | \$ 4,487.57 |
| RHC | Redfield Medical Clinic | \$ 373.49 |
| FQHC | Crescent Community Health Cntr | \$ 6,229.64 |
| RHC | Family Medicine Clinic, PC RHC | \$ 335.47 |
| FQHC | Siouxland Community Health Ctr | \$ 3,895.01 |
| RHC | Fam. Practice Clinic - Emmetsburg | \$ 704.47 |
| RHC | Graettinger Medical Clinic | \$ 185.37 |

| | | |
|------|--|---------------------|
| RHC | Floyd County Area Family Practice Center | \$ 84.96 |
| FQHC | People's Community Health Clinic | \$ 6,743.82 |
| RHC | West Bend Medical Clinic | \$ 168.12 |
| | | <u>\$ 39,852.05</u> |

3rd Quarter FY 2015 (7/1/15-9/30/15)

| Provider Type | Provider Name | Wrap Payment Amount |
|---------------|--|---------------------|
| FQHC | Community Health Care, Inc. | \$ 3,328.32 |
| FQHC | Primary Health Care, Inc. South Side | \$ 10,405.55 |
| RHC | Franklin Medical Center-Hampton | \$ 41.47 |
| RHC | Fam Practice Clinic - Emmetsburg | \$ 295.04 |
| RHC | Fam Practice Clinic - Graettinger | \$ 131.71 |
| FQHC | Siouxland Community Health Ctr | \$ 3,377.04 |
| FQHC | Crescent Community Health Center | \$ 2,723.70 |
| RHC | Floyd County Area Family Practice Center | \$ 33.73 |
| RHC | Redfield Medical Clinic | \$ 227.70 |
| FQHC | People's Community Health Clinic | \$ 5,132.73 |
| | | <u>\$ 25,696.99</u> |

HMO Wrap Payments

2nd Quarter FY 2014 (4/1/14-6/30/14)

| Provider Type | Provider Name | Wrap Payment Amount |
|---------------|---|---------------------|
| RHC | Iowa Health Physicians | \$ 14,447.80 |
| FQHC | Community Health Centers of Southern Iowa | \$ 56,093.15 |
| FQHC | Crescent Community Health Center | \$ 357.21 |
| RHC | Frankline Medical Center- Dumont | \$ 122.18 |
| RHC | Frankline Medical Center- Hampton | \$ 92.42 |
| RHC | Madison County Memorial Hospital RHC | \$ 823.11 |
| RHC | Earlham Medical Clinic | \$ 110.12 |
| RHC | Gundersen Clinic- Postville | \$ 121.28 |
| RHC | Gundersen Clinic- West Union | \$ 13,578.63 |
| RHC | Redfield Medical Clinic | \$ 1,036.91 |
| FQHC | Primary Health Care | \$ 65,827.62 |
| FQHC | Linn Community Care | \$ 86,419.27 |

| | | |
|------|--------------------------------------|----------------------|
| FQHC | Community Health Care Inc. | \$ 145,803.32 |
| FQHC | Peoples Community Health Clinic | \$ 49,803.36 |
| FQHC | River Hills Community Health Center | \$ 176,709.67 |
| RHC | Floyd Co Area Family Practice Center | \$ 525.64 |
| | | <u>\$ 611,871.69</u> |

3rd Quarter FY 2014 (7/1/14-9/30/14)

| Provider Type | Provider Name | Wrap Payment Amount |
|---------------|--|----------------------|
| FQHC | Comm Health Centers of Southern Iowa | \$ 106,821.24 |
| RHC | Earlham Medical Clinic | \$ 330.36 |
| RHC | Madison Co Memorial Hosp RHC | \$ 545.99 |
| RHC | Iowa Health Physicians | \$ 14,967.68 |
| FQHC | Primary Health Care | \$ 67,832.59 |
| FQHC | Community Health Care Inc. | \$ 125,277.22 |
| FQHC | Crescent Community Health Center | \$ 133.04 |
| RHC | Franklin Medical Center- Hampton | \$ 226.68 |
| RHC | Franklin Medical Center- Latimer | \$ 65.69 |
| RHC | Franklin Medical Center- Dumont | \$ 217.86 |
| RHC | Redfield Medical Clinic | \$ 1,120.77 |
| FQHC | Peoples Community Health Clinic | \$ 46,254.95 |
| RHC | Regional Family Health- Strawberry Point | \$ 2,114.32 |
| RHC | Regional Family Health- Manchester | \$ 9,457.87 |
| RHC | Regional Family Health- Winthrop | \$ 2,840.98 |
| FQHC | Linn Community Care | \$ 47,199.22 |
| FQHC | Siouxland Community Health Center | \$ 12,619.96 |
| FQHC | River Hills Community Health Center | \$ 214,092.67 |
| RHC | Floyd Co Area Family Practice Center | \$ 1,755.97 |
| | | <u>\$ 653,875.06</u> |

4th Quarter FY 2014 (10/1/14-12/31/14)

| Provider Type | Provider Name | Wrap Payment Amount |
|---------------|-----------------------------------|---------------------|
| RHC | Health Trust Physicians | \$ 479.08 |
| RHC | Regional Health- Manchester | \$ 29,771.71 |
| RHC | Regional Health- Strawberry Point | \$ 5,204.04 |
| RHC | Regional Health- Edgewood | \$ 483.18 |
| RHC | Regional Health- Winthrop | \$ 8,149.05 |
| RHC | Earlham Medical Clinic | \$ 717.84 |
| RHC | Redfield Medical Clinic | \$ 1,121.40 |

| | | |
|------|--|----------------------|
| RHC | Franklin Medical Center- Hampton | \$ 863.92 |
| RHC | Franklin Medical Center- Dumont | \$ 275.01 |
| FQHC | Community Health Centers of Southern Iowa | \$ 98,404.58 |
| FQHC | Crescent Community Health Center | \$ 157.97 |
| FQHC | Peoples Community Health Clinic | \$ 42,253.99 |
| RHC | Unity Point- Family Medicine | \$ 23,274.75 |
| FQHC | Siouxland Community Health Center | \$ 29,942.00 |
| FQHC | Primary Health Care Inc. | \$ 115,046.05 |
| FQHC | Linn Community Care/Eastern Iowa Health Center | \$ 108,979.19 |
| FQHC | River Hills Comm Health Center | \$ 529,037.69 |
| RHC | Floyd Co Area Family Practice Center | \$ 2,410.83 |
| | | <u>\$ 996,572.28</u> |

1st Quarter FY 2015 (1/1/15-3/31/15)

| Provider Type | Provider Name | Wrap Payment Amount |
|---------------|---|---------------------|
| RHC | Regional Family Hlth-Strawberry Pt | \$ 1,724.26 |
| RHC | Regional Family Hlth-Manchester | \$ 27,189.73 |
| RHC | Regional Family Hlth-Winthrop | \$ 6,994.03 |
| RHC | Regional Family Hlth-Edgewood | \$ 137.49 |
| RHC | Regional Family Hlth-Hopkinton | \$ 1,347.94 |
| FQHC | Primary Health Care, Inc-S.S. | \$ 113,403.44 |
| RHC | Madison County Memorial Hospital RHC | \$ 594.41 |
| RHC | Earlham Medical Clinic | \$ 311.41 |
| RHC | Franklin Medical Center-Hampton | \$ 797.09 |
| RHC | Franklin Medical Center-Dumont | \$ 331.06 |
| FQHC | Community Health Care, Inc | \$ 140,142.23 |
| FQHC | Siouxland Community Health Ctr | \$ 43,434.07 |
| RHC | Redfield Medical Clinic | \$ 1,320.50 |
| RHC | Myrtue Medical Center Avoca Clinic | \$ 26.27 |
| RHC | Myrtue Medical Center Shelby Clinic | \$ 86.56 |
| RHC | Myrtue Medical Center GE Larson Elk Horn Clinic | \$ 217.04 |
| RHC | Myrtue Medical Center Harlan Clinic | \$ 1,059.50 |
| RHC | Clarion Clinic | \$ 6,729.07 |
| RHC | Family Medicine Clinic PC | \$ 102.88 |
| FQHC | Community Health Centers of Southern | \$ 47,983.69 |
| FQHC | Community Hlth Ctrs of Southeastern IA, Inc | \$ 14,492.76 |
| RHC | Floyd Co Area Family Practice Center | \$ 2,615.13 |
| FQHC | River Hills Community Health Center | \$ 174,367.01 |
| FQHC | People's Community Health Clinic | \$ 72,585.74 |
| RHC | Gundersen Lutheran Clinic | \$ 5,384.58 |
| RHC | Miller-Gundersen Clinic | \$ 1,100.00 |
| RHC | Gundersen Lutheran Lansing Clinic | \$ 180.14 |

| | | |
|------|-------------------------------|----------------------|
| RHC | Gundersen Clinic - West Union | \$ 25,191.88 |
| FQHC | Eastern Iowa Health Center | \$ 22,419.73 |
| | | <u>\$ 712,269.64</u> |

2nd Quarter FY 2015 (4/1/15-6/30/15)

| Provider Type | Provider Name | Wrap Payment Amount |
|---------------|--|----------------------|
| FQHC | River Hills Community Health Cntr | \$ 210,724.85 |
| RHC | Franklin Medical Center-Hampton | \$ 608.99 |
| RHC | Franklin Medical Center-Dumont | \$ 309.31 |
| FQHC | Community Health Care, Inc | \$ 117,629.09 |
| RHC | Redfield Medical Clinic | \$ 1,317.83 |
| RHC | Myrtue Med Cntr Harlan Clinic | \$ 256.83 |
| RHC | Myrtue Med Cntr GE Larson Elk Horn | \$ 236.16 |
| FQHC | Crescent Community Health Cntr | \$ 476.16 |
| RHC | Gundersen Clinic- West Union | \$ 10,756.43 |
| RHC | Gundersen Lutheran Clinic | \$ 1,590.49 |
| RHC | Miller-Gundersen Clinic | \$ 152.81 |
| FQHC | Comm Hlth Cntrs of Southern IA | \$ 53,920.95 |
| FQHC | Primary Health Care, Inc-SS | \$ 125,216.86 |
| FQHC | Eastern Iowa Health Center | \$ 26,365.91 |
| RHC | Regional Fam Hlth-Strawberry Pt | \$ 1,791.85 |
| RHC | Regional Fam Hlth-Winthrop | \$ 6,363.26 |
| RHC | Regional Fam Hlth-Hopkinton | \$ 307.53 |
| RHC | Regional Fam Hlth-Manchester | \$ 18,658.09 |
| RHC | Family Medicine Clinic, PC RHC | \$ 1,331.26 |
| FQHC | Siouxland Community Health Ctr | \$ 53,296.07 |
| RHC | Clarion Clinic | \$ 4,070.11 |
| RHC | Floyd County Area Family Practice Center | \$ 2,799.83 |
| FQHC | People's Community Health Clinic | \$ 51,259.46 |
| RHC | Fam. Practice Clinic - Emmetsburg | \$ 235.71 |
| | | <u>\$ 689,675.84</u> |

3rd Quarter FY 2015 (7/1/15-9/30/15)

| Provider Type | Provider Name | Wrap Payment Amount |
|---------------|--------------------------------------|---------------------|
| RHC | Earlham Medical Clinic | \$ 406.60 |
| RHC | Madison County Memorial Hospital RHC | \$ 2,494.28 |
| FQHC | River Hills Community Hlth Ctr | \$ 225,791.26 |
| RHC | Myrtue Medical Center Avoca | \$ 69.18 |

| | | |
|------|---|----------------------|
| RHC | Franklin Medical Center-Hampton | \$ 905.39 |
| RHC | Myrtue Medical Center GE Larson Elk Horn | \$ 200.41 |
| RHC | Myrtue Medical Center Harlan Clinic | \$ 826.04 |
| RHC | Clarion Clinic | \$ 4,464.84 |
| FQHC | Primary Health Care, Inc-SS | \$ 163,998.87 |
| RHC | Fam Practice Clinic - Emmetsburg | \$ 1,493.81 |
| RHC | Fam Practice Clinic - West Bend | \$ 276.06 |
| RHC | Family Medicine Clinic, PC | \$ 947.83 |
| RHC | Regional Family Health - Winthrop | \$ 5,837.43 |
| RHC | Regional Family Health-Manchester | \$ 17,175.23 |
| RHC | Regional Family Health-Strawberry Point | \$ 1,219.02 |
| RHC | Regional Family Health-Hopkinton | \$ 376.92 |
| RHC | Regional Family Health-Edgewood | \$ 114.22 |
| FQHC | Siouxland Community Health Ctr | \$ 50,063.24 |
| FQHC | Eastern Iowa Health Center | \$ 28,832.50 |
| FQHC | Crescent Community Health Center | \$ 146.03 |
| RHC | Gundersen Clinic- West Union | \$ 10,314.43 |
| RHC | Miller-Gundersen Clinic | \$ 155.50 |
| RHC | Gundersen Lutheran Clinic | \$ 1,808.22 |
| FQHC | Community Health Centers of Southern Iowa | \$ 64,259.97 |
| FQHC | People's Community Health Clinic | \$ 54,788.07 |
| RHC | Floyd County Area Family Practice Center | \$ 765.92 |
| RHC | Redfield Medical Clinic | \$ 1,471.28 |
| FQHC | Community Health Care, Inc. | \$ 3,927.20 |
| | | <u>\$ 643,129.75</u> |

Delta Dental Wrap Payments

2nd Quarter FY 2014 (4/1/14-6/30/14)

| Provider Type | Provider Name | Wrap Payment Amount |
|---------------|---|---------------------|
| FQHC | United Community Health Center | \$ 1,373.13 |
| FQHC | Crescent Community Health Center | \$ 14,340.80 |
| FQHC | Primary Health Care | \$ 15,950.73 |
| FQHC | Community Health Care, Inc. | \$ 1,594.76 |
| FQHC | Community Health Centers of Southeastern Iowa | \$ 3,379.25 |
| FQHC | Peoples Community Health Clinic | \$ 12,223.57 |
| FQHC | Siouxland Community Health Center | \$ 21,810.78 |
| FQHC | River Hills Community Health Center | \$ 18,930.62 |
| | | <u>\$ 89,603.64</u> |

3rd Quarter FY 2014 (7/1/14-9/30/14)

| Provider Type | Provider Name | Wrap Payment Amount |
|----------------------|---|----------------------------|
| FQHC | Crescent Community Health Center | \$ 37,060.53 |
| FQHC | Community Health Centers of Southeastern Iowa | \$ 1,782.40 |
| FQHC | Primary Health Care | \$ 37,246.55 |
| Indian | Meskwaki Tribal Health Center | \$ 6,639.46 |
| FQHC | Peoples Community Health Clinic | \$ 17,726.57 |
| FQHC | United Community Health Center | \$ 847.80 |
| FQHC | Community Health Care Inc. | \$ 23,926.02 |
| FQHC | Siouxland Community Health Center | \$ 32,597.07 |
| FQHC | River Hills Comm Health Center | \$ 32,183.78 |
| | | <u>\$ 190,010.18</u> |

4th Quarter FY 2014 (10/1/14-12/31/14)

| Provider Type | Provider Name | Wrap Payment Amount |
|----------------------|-------------------------------------|----------------------------|
| Indian | Meskwaki Tribal Health Center | \$ 9,082.18 |
| FQHC | Crescent Community Health Center | \$ 34,210.74 |
| FQHC | United Community Health Center | \$ 321.03 |
| FQHC | Peoples Community Health Clinic | \$ 15,502.99 |
| FQHC | Community Health Care, Inc. | \$ 29,288.17 |
| FQHC | Primary Health Care Inc. | \$ 45,889.06 |
| FQHC | Siouxland Community Health Center | \$ 28,342.39 |
| FQHC | River Hills Community Health Center | \$ 23,023.69 |
| | | <u>\$ 185,660.25</u> |

1st Quarter FY 2015 (1/1/15-3/31/15)

| Provider Type | Provider Name | Wrap Payment Amount |
|----------------------|-------------------------------------|----------------------------|
| FQHC | Primary Health Care, Inc-S.S. | \$ 63,228.06 |
| FQHC | Community Health Care, Inc | \$ 26,404.72 |
| FQHC | Siouxland Community Health Ctr | \$ 34,358.04 |
| FQHC | Crescent Community Health Center | \$ 41,642.92 |
| FQHC | River Hills Community Health Center | \$ 50,294.25 |
| FQHC | People's Community Health Clinic | \$ 32,445.35 |
| | | <u>\$ 248,373.34</u> |

2nd Quarter FY 2015 (4/1/15-6/30/15)

| Provider | | Wrap Payment Amount |
|-----------------|-----------------------------------|------------------------------------|
| Type | Provider Name | |
| FQHC | River Hills Community Health Cntr | \$ 41,497.72 |
| Indian | Meskwaki Tribal Health Center | \$ 4,486.75 |
| FQHC | Primary Health Care, Inc. | \$ 63,022.62 |
| FQHC | Community Health Care, Inc | \$ 20,109.43 |
| FQHC | Crescent Community Health Cntr | \$ 58,397.70 |
| FQHC | People's Community Health Clinic | \$ 28,110.28 |
| FQHC | Siouxland Community Health Ctr | \$ 46,771.59 |
| | | <u>\$ 262,396.09</u> |

3rd Quarter FY 2015 (7/1/15-9/30/15)

| Provider | | Wrap Payment Amount |
|-----------------|--------------------------------------|------------------------------------|
| Type | Provider Name | |
| Indian | Meskwaki Tribal Health Center | \$ 7,111.55 |
| FQHC | Primary Health Care, Inc. South Side | \$ 53,387.06 |
| FQHC | River Hills Community Hlth Ctr | \$ 77,163.14 |
| FQHC | Siouxland Community Health Ctr | \$ 69,241.29 |
| FQHC | Crescent Community Health Center | \$ 56,223.13 |
| FQHC | Community Health Care, Inc | \$ 22,594.57 |
| FQHC | People's Community Health Clinic | \$ 40,112.06 |
| | | <u>\$ 325,832.80</u> |

IOWA WELLNESS PLAN - 4th QUARTER 2015**Iowa Wellness Plan Members****EXCEPTION TO POLICY REQUESTS**

| MONTH | CATEGORY | STATUS | COUNT |
|-------------------------|---------------------|---------------|--------------|
| October | Non-Covered Service | Approved | 10 |
| | | Denied | 5 |
| | | Withdrawn | 5 |
| | | Pending | 1 |
| | Pharmacy | Approved | 1 |
| | | Denied | 5 |
| | | Withdrawn | 1 |
| November | Non-Covered Service | Approved | 10 |
| | | Denied | 4 |
| | | Withdrawn | 5 |
| | Pharmacy | Approved | 1 |
| | | Denied | 6 |
| | | Withdrawn | 1 |
| | Claim | Pending | 1 |
| December | Non-Covered Service | Approved | 1 |
| | | Denied | 3 |
| | | Pending | 8 |
| | | Withdrawn | 1 |
| | Pharmacy | Denied | 5 |
| TOTAL EXCEPTIONS | | | 74 |

MEMBER APPEALS (Pending)

| MONTH | CATEGORY | COUNT |
|--------------|-----------------|--------------|
| October | Claim | 3 |

| | | |
|----------------------|----------|-----------|
| November | Pharmacy | 6 |
| | Lock-in | 4 |
| | Claim | 1 |
| | Lock-in | 1 |
| December | Pharmacy | 2 |
| | Claim | 3 |
| | Lock-in | 1 |
| TOTAL APPEALS | | 21 |

Iowa Wellness Plan Member Months - 4th Quarter 2015

Managed Care/Patient Manager

| Member Counts | | | | | | | | | | | | | | |
|-----------------|-------------|-----------|-----------|-----------|-----------|-----------|-----------|-----------|-----------|-----------|------------|------------|------------|-------------|
| Elig End Date | | | | | | | | | | | | | | |
| | | 1/31/2015 | 2/28/2015 | 3/31/2015 | 4/30/2015 | 5/31/2015 | 6/30/2015 | 7/31/2015 | 8/31/2015 | 9/30/2015 | 10/31/2015 | 11/30/2015 | 12/31/2015 | Grand Total |
| Elig Start Date | 1/1/2015 | 4,019 | 4,881 | 4,528 | 2,659 | 2,649 | 2,701 | 2,598 | 2,559 | 2,438 | 2,155 | 1,167 | 26,232 | 58,586 |
| | 2/1/2015 | | 317 | 443 | 212 | 280 | 218 | 220 | 209 | 388 | 825 | 974 | 2,599 | 6,685 |
| | 3/1/2015 | | | 431 | 264 | 283 | 214 | 202 | 203 | 233 | 457 | 1,163 | 3,510 | 6,960 |
| | 4/1/2015 | | | | 351 | 335 | 221 | 243 | 215 | 233 | 301 | 513 | 5,876 | 8,288 |
| | 5/1/2015 | | | | | 359 | 237 | 224 | 207 | 224 | 294 | 198 | 5,027 | 6,770 |
| | 6/1/2015 | | | | | | 336 | 262 | 247 | 208 | 284 | 202 | 4,722 | 6,261 |
| | 7/1/2015 | | | | | | | 269 | 213 | 170 | 197 | 156 | 3,518 | 4,523 |
| | 8/1/2015 | | | | | | | | 266 | 228 | 285 | 157 | 3,666 | 4,602 |
| | 9/2/2015 | | | | | | | | | 277 | 281 | 168 | 4,041 | 4,767 |
| | 10/1/2015 | | | | | | | | | | 281 | 177 | 3,953 | 4,411 |
| | 11/1/2015 | | | | | | | | | | | 12 | 217 | 229 |
| | 12/1/2015 | | | | | | | | | | | | 122 | 122 |
| | Grand Total | 4,019 | 5,198 | 5,402 | 3,486 | 3,906 | 3,927 | 4,018 | 4,119 | 4,399 | 5,360 | 4,887 | 63,483 | 112,204 |

| Member Months | | | | | | | | | | | | | | |
|-----------------|-------------|-----------|-----------|-----------|-----------|-----------|-----------|-----------|-----------|-----------|------------|------------|------------|-------------|
| Elig End Date | | | | | | | | | | | | | | |
| | | 1/31/2015 | 2/28/2015 | 3/31/2015 | 4/30/2015 | 5/31/2015 | 6/30/2015 | 7/31/2015 | 8/31/2015 | 9/30/2015 | 10/31/2015 | 11/30/2015 | 12/31/2015 | Grand Total |
| Elig Start Date | 1/1/2015 | 4,019 | 9,762 | 13,584 | 10,636 | 13,245 | 16,206 | 18,186 | 20,472 | 21,942 | 21,550 | 12,837 | 314,784 | 477,223 |
| | 2/1/2015 | | 317 | 886 | 636 | 1,120 | 1,090 | 1,320 | 1,463 | 3,104 | 7,425 | 9,740 | 28,589 | 55,690 |
| | 3/1/2015 | | | 431 | 528 | 849 | 856 | 1,010 | 1,218 | 1,631 | 3,656 | 10,467 | 35,100 | 55,746 |
| | 4/1/2015 | | | | 351 | 670 | 663 | 972 | 1,075 | 1,398 | 2,107 | 4,104 | 52,884 | 64,224 |
| | 5/1/2015 | | | | | 359 | 474 | 672 | 828 | 1,120 | 1,764 | 1,386 | 40,216 | 46,819 |
| | 6/1/2015 | | | | | | 336 | 524 | 741 | 832 | 1,420 | 1,212 | 33,054 | 38,119 |
| | 7/1/2015 | | | | | | | 269 | 426 | 510 | 788 | 780 | 21,108 | 23,881 |
| | 8/1/2015 | | | | | | | | 266 | 456 | 855 | 628 | 18,330 | 20,535 |
| | 9/2/2015 | | | | | | | | | 277 | 562 | 504 | 16,164 | 17,507 |
| | 10/1/2015 | | | | | | | | | | 281 | 354 | 11,859 | 12,494 |
| | 11/1/2015 | | | | | | | | | | | 12 | 434 | 446 |
| | 12/1/2015 | | | | | | | | | | | | 122 | 122 |
| | Grand Total | 4,019 | 10,079 | 14,901 | 12,151 | 16,243 | 19,625 | 22,953 | 26,489 | 31,270 | 40,408 | 42,024 | 572,644 | 812,806 |

Medically Exempt

| Member Counts | | | | | | | | | | | | | | |
|---------------|----------|-----------|-----------|-----------|-----------|-----------|-----------|-----------|-----------|-----------|------------|------------|------------|-------------|
| Elig End Date | | | | | | | | | | | | | | |
| | | 1/31/2015 | 2/28/2015 | 3/31/2015 | 4/30/2015 | 5/31/2015 | 6/30/2015 | 7/31/2015 | 8/31/2015 | 9/30/2015 | 10/31/2015 | 11/30/2015 | 12/31/2015 | Grand Total |
| | 1/1/2015 | 491 | 526 | 371 | 335 | 281 | 276 | 287 | 285 | 263 | 254 | 262 | 6,833 | 10,464 |

| | | | | | | | | | | | | | | |
|-----------------|-------------|-----|-----|-----|-----|-----|-----|-----|-----|-----|-----|-----|--------|--------|
| Elig Start Date | 2/1/2015 | | 23 | 18 | 15 | 14 | 18 | 19 | 33 | 32 | 22 | 30 | 433 | 657 |
| | 3/1/2015 | | | 33 | 24 | 11 | 17 | 23 | 29 | 25 | 31 | 33 | 466 | 692 |
| | 4/1/2015 | | | | 102 | 96 | 77 | 97 | 110 | 134 | 118 | 130 | 1,525 | 2,389 |
| | 5/1/2015 | | | | | 32 | 43 | 30 | 34 | 44 | 47 | 69 | 848 | 1,147 |
| | 6/1/2015 | | | | | | 47 | 45 | 57 | 57 | 70 | 83 | 1,227 | 1,586 |
| | 7/1/2015 | | | | | | | 31 | 46 | 50 | 48 | 60 | 928 | 1,163 |
| | 8/1/2015 | | | | | | | | 38 | 39 | 48 | 61 | 980 | 1,166 |
| | 9/2/2015 | | | | | | | | | 54 | 41 | 50 | 1,042 | 1,187 |
| | 10/1/2015 | | | | | | | | | | 37 | 28 | 671 | 736 |
| | 11/1/2015 | | | | | | | | | | | 53 | 1,144 | 1,197 |
| | 12/1/2015 | | | | | | | | | | | | 383 | 383 |
| | Grand Total | 491 | 549 | 422 | 476 | 434 | 478 | 532 | 632 | 698 | 716 | 859 | 16,480 | 22,767 |

| Member Months | | | | | | | | | | | | | | |
|-----------------|-------------|-----------|-----------|-----------|-----------|-----------|-----------|-----------|-----------|-----------|------------|------------|------------|-------------|
| Elig End Date | | | | | | | | | | | | | | |
| | | 1/31/2015 | 2/28/2015 | 3/31/2015 | 4/30/2015 | 5/31/2015 | 6/30/2015 | 7/31/2015 | 8/31/2015 | 9/30/2015 | 10/31/2015 | 11/30/2015 | 12/31/2015 | Grand Total |
| Elig Start Date | 1/1/2015 | 491 | 1,052 | 1,113 | 1,340 | 1,405 | 1,656 | 2,009 | 2,280 | 2,367 | 2,540 | 2,882 | 81,996 | 101,131 |
| | 2/1/2015 | | 23 | 36 | 45 | 56 | 90 | 114 | 231 | 256 | 198 | 300 | 4,763 | 6,112 |
| | 3/1/2015 | | | 33 | 48 | 33 | 68 | 115 | 174 | 175 | 248 | 297 | 4,660 | 5,851 |
| | 4/1/2015 | | | | 102 | 192 | 231 | 388 | 550 | 804 | 826 | 1,040 | 13,725 | 17,858 |
| | 5/1/2015 | | | | | 32 | 86 | 90 | 136 | 220 | 282 | 483 | 6,784 | 8,113 |
| | 6/1/2015 | | | | | | 47 | 90 | 171 | 228 | 350 | 498 | 8,589 | 9,973 |
| | 7/1/2015 | | | | | | | 31 | 92 | 150 | 192 | 300 | 5,568 | 6,333 |
| | 8/1/2015 | | | | | | | | 38 | 78 | 144 | 244 | 4,900 | 5,404 |
| | 9/2/2015 | | | | | | | | | 54 | 82 | 150 | 4,168 | 4,454 |
| | 10/1/2015 | | | | | | | | | | 37 | 56 | 2,013 | 2,106 |
| | 11/1/2015 | | | | | | | | | | | 53 | 2,288 | 2,341 |
| | 12/1/2015 | | | | | | | | | | | | 383 | 383 |
| | Grand Total | 491 | 1,075 | 1,182 | 1,535 | 1,718 | 2,178 | 2,837 | 3,672 | 4,332 | 4,899 | 6,303 | 139,837 | 170,059 |

Fee-for-service

| Member Counts | | | | | | | | | | | | | | |
|-----------------|-----------|-----------|-----------|-----------|-----------|-----------|-----------|-----------|-----------|-----------|------------|------------|------------|-------------|
| Elig End Date | | | | | | | | | | | | | | |
| | | 1/31/2015 | 2/28/2015 | 3/31/2015 | 4/30/2015 | 5/31/2015 | 6/30/2015 | 7/31/2015 | 8/31/2015 | 9/30/2015 | 10/31/2015 | 11/30/2015 | 12/31/2015 | Grand Total |
| Elig Start Date | 1/1/2015 | 7,092 | 7,222 | 4,659 | 2,237 | 1,588 | 704 | 691 | 665 | 608 | 440 | 562 | 5,548 | 32,016 |
| | 2/1/2015 | | 969 | 4,148 | 1,376 | 385 | 553 | 218 | 81 | 68 | 39 | 33 | 912 | 8,782 |
| | 3/1/2015 | | | 963 | 3,616 | 908 | 235 | 659 | 196 | 75 | 49 | 37 | 763 | 7,501 |
| | 4/1/2015 | | | | 778 | 3,820 | 564 | 225 | 658 | 171 | 50 | 43 | 750 | 7,059 |
| | 5/1/2015 | | | | | 895 | 3,102 | 654 | 182 | 630 | 47 | 28 | 822 | 6,360 |
| | 6/1/2015 | | | | | | 800 | 3,062 | 633 | 178 | 79 | 58 | 1,333 | 6,143 |
| | 7/1/2015 | | | | | | | 1,282 | 3,363 | 607 | 65 | 70 | 1,586 | 6,973 |
| | 8/1/2015 | | | | | | | | 782 | 3,227 | 187 | 65 | 1,944 | 6,205 |
| | 9/2/2015 | | | | | | | | | 638 | 455 | 230 | 4,387 | 5,710 |
| | 10/1/2015 | | | | | | | | | | 383 | 367 | 4,292 | 5,042 |
| | 11/1/2015 | | | | | | | | | | | 356 | 5,555 | 5,911 |

| | | | | | | | | | | | | | | |
|--|-------------|-------|-------|-------|-------|-------|-------|-------|-------|-------|-------|-------|--------|---------|
| | 12/1/2015 | | | | | | | | | | | | 3,954 | 3,954 |
| | Grand Total | 7,092 | 8,191 | 9,770 | 8,007 | 7,596 | 5,958 | 6,791 | 6,560 | 6,202 | 1,794 | 1,849 | 31,846 | 101,656 |

| Member Months | | | | | | | | | | | | | | |
|-----------------|-------------|-----------|-----------|-----------|-----------|-----------|-----------|-----------|-----------|-----------|------------|------------|------------|-------------|
| Elig End Date | | | | | | | | | | | | | | |
| | | 1/31/2015 | 2/28/2015 | 3/31/2015 | 4/30/2015 | 5/31/2015 | 6/30/2015 | 7/31/2015 | 8/31/2015 | 9/30/2015 | 10/31/2015 | 11/30/2015 | 12/31/2015 | Grand Total |
| Elig Start Date | 1/1/2015 | 7,092 | 14,444 | 13,977 | 8,948 | 7,940 | 4,224 | 4,837 | 5,320 | 5,472 | 4,400 | 6,182 | 66,576 | 149,412 |
| | 2/1/2015 | | 969 | 8,296 | 4,128 | 1,540 | 2,765 | 1,308 | 567 | 544 | 351 | 330 | 10,032 | 30,830 |
| | 3/1/2015 | | | 963 | 7,232 | 2,724 | 940 | 3,295 | 1,176 | 525 | 392 | 333 | 7,630 | 25,210 |
| | 4/1/2015 | | | | 778 | 7,640 | 1,692 | 900 | 3,290 | 1,026 | 350 | 344 | 6,750 | 22,770 |
| | 5/1/2015 | | | | | 895 | 6,204 | 1,962 | 728 | 3,150 | 282 | 196 | 6,576 | 19,993 |
| | 6/1/2015 | | | | | | 800 | 6,124 | 1,899 | 712 | 395 | 348 | 9,331 | 19,609 |
| | 7/1/2015 | | | | | | | 1,282 | 6,726 | 1,821 | 260 | 350 | 9,516 | 19,955 |
| | 8/1/2015 | | | | | | | | 782 | 6,454 | 561 | 260 | 9,720 | 17,777 |
| | 9/2/2015 | | | | | | | | | 638 | 910 | 690 | 17,548 | 19,786 |
| | 10/1/2015 | | | | | | | | | | 383 | 734 | 12,876 | 13,993 |
| | 11/1/2015 | | | | | | | | | | | 356 | 11,110 | 11,466 |
| | 12/1/2015 | | | | | | | | | | | | 3,954 | 3,954 |
| | Grand Total | 7,092 | 15,413 | 23,236 | 21,086 | 20,739 | 16,625 | 19,708 | 20,488 | 20,342 | 8,284 | 10,123 | 171,619 | 354,755 |

Iowa Dental Wellness Plan Report – 4th Qtr. 2015

| | |
|-------------------------------------|---|
| Operations | <ul style="list-style-type: none"> • Activities/Results <ul style="list-style-type: none"> ○ Customer Service calls received for quarter: 8,671 ○ 626,026 dental services provided to 65,844 unique members ○ Completed Risk Assessments to date: 35,358 first time risk assessment and 5,184 second time risk assessment. ○ 19 local Public Health Agencies are providing outreach and referral services to DWP members and working with community providers to increase awareness • Claims <ul style="list-style-type: none"> ○ Processing Time (average): 7.90 days ○ Payment for Claims: \$8,552,487.31 • Complaints/Appeals <ul style="list-style-type: none"> ○ 49 complaints, 47 resolved ○ 4 appeals, 4 resolved ○ No reports from members on not receiving timely services • Network <ul style="list-style-type: none"> ○ Number of dentist providing services 10/1- 12/31, 2015: 733 ○ 653 General Dentists ○ 51 Oral Surgeons ○ 6 Periodontists ○ 7 Pedodontists ○ 4 Endodontists ○ 12 Prosthodontists |
| DWP Benefit Design and Related Data | <ul style="list-style-type: none"> • To date members that have received services <ul style="list-style-type: none"> ○ 97.2% received a Diagnosis and Prevention Service ○ 44.5% received a Stabilization Service ○ 32.6% received an Emergent Service • Earned Benefits <ul style="list-style-type: none"> ○ 36.8% of members with qualifying service have earned Enhanced or Enhanced Plus benefits |

| | | | | | | | | |
|--|----------------|-------|--|-----------------|-------|--|-----------------|-------|
| Premium Monitoring Report - 4th Qtr 2015* | | | | | | | | |
| | October | | | November | | | December | |
| | IWP | MPC | | IWP | MPC | | IWP | MPC |
| Members required to pay premiums | 10,405 | 9,011 | | 10,860 | 6,476 | | 11,290 | 6,688 |
| Members who completed Healthy Behaviors (premiums waived) | 4,697 | 3,865 | | 4,926 | 3,774 | | 4,925 | 3,750 |
| Members who completed one or more Healthy Behaviors during 31-day grace period | 12 | 10 | | 10 | 13 | | 7 | 8 |
| Members who declared hardship (premiums waived) | 828 | 595 | | 838 | 624 | | 924 | 704 |
| American Indian/Alaskan Natives (exempt) | 566 | 123 | | 577 | 121 | | 597 | 129 |
| Medically Frail (exempt) | 2,642 | 2,046 | | 2,754 | 1,951 | | 2,782 | 1,994 |
| Members in the Health Insurance Premium Payment Program (exempt) | 50 | 113 | | 47 | 91 | | 49 | 92 |
| Members ineligible for IHAWP - churn (exempt) | 40 | 17 | | 21 | 4 | | 34 | 14 |
| Members with incomes below 50% FPL (exempt) | 2,578 | NA | | 27,866 | NA | | 28,102 | NA |
| Members with debt sent to collections for failure to pay premiums within 90-day grace period | 7,014 | 6,239 | | 4,890 | 798 | | 5,098 | 667 |
| Members disenrolled for failure to pay premiums within 90-day grace period | - | - | | NA | 3520 | | NA | 454 |
| | | | | | | | | |
| | | | | | | | | |
| | | | | | | | | |
| <i>*Values represent monthly enrollment totals at a point in time</i> | | | | | | | | |