



**Iowa Wellness Plan Quarterly Report  
1115 Demonstration Waiver  
July 1, 2015 – September 30, 2015**

**October 30, 2015**

## Table of Contents

<b>I. EXECUTIVE SUMMARY .....</b>	<b>3</b>
<b>II. SIGNIFICANT ACTIVITIES OF THE QUARTER .....</b>	<b>4</b>
1. Member Engagement .....	4
2. Provider Activities .....	4
3. Public Communication .....	4
4. Legislative Developments .....	4
<b>II. ELIGIBILITY/ENROLLMENT.....</b>	<b>5</b>
1. Quarterly Enrollment.....	5
2. Special Population Groups.....	6
<b>III. ACCESS/DELIVERY .....</b>	<b>6</b>
1. Access to Care Standards .....	6
2. Monitoring Access and NCQA Standards.....	6
3. Network Adequacy.....	7
4. Service Delivery .....	7
<b>IV. COMPLAINTS/GRIEVANCES/APPEALS .....</b>	<b>7</b>
1. Complaints/Grievances .....	7
2. Appeals/Exceptions .....	8
<b>VI. BUDGET NEUTRALITY/FISCAL ISSUES.....</b>	<b>8</b>
<b>VII. OTHER ACTIVITIES.....</b>	<b>8</b>
1. Dental Wellness Plan .....	8
2. Healthy Behaviors Program and Premium Monitoring.....	8
3. Non-Emergency Medical Transportation .....	8
4. Evaluation Design .....	8
<b>VIII. ADDITIONAL INFORMATION.....</b>	<b>9</b>
<b>ATTACHMENTS .....</b>	<b>10</b>

## I. EXECUTIVE SUMMARY

The Iowa Health and Wellness Plan (IHAWP) became effective on January 1, 2014, as the state's approach to expand Medicaid under the Patient Protection and Affordable Care Act (ACA). The IHAWP is comprised of two distinct 1115 waiver programs:

1. The Iowa Wellness Plan (IWP) – Covers individuals ages 19 through 64 with income up to 100 percent of the FPL. In this plan, coverage is administered directly through the state Medicaid agency, the Iowa Medicaid Enterprise (IME).
2. The Iowa Marketplace Choice Plan (MPC) – Also covers ages 19 through 64, but with income from 101 percent of the FPL up to 133 percent of the FPL. This plan provides premium assistance for coverage offered by a qualified health plan (QHP) in the Healthcare Marketplace established under the ACA. MPC members receive coverage through a QHP, Coventry Health Care of Iowa (Coventry), or through the IWP.

In February 2015, the state announced plans to implement the Medicaid Modernization Initiative (Initiative) to ensure high quality, efficient, and coordinated care for the majority of the Iowa Medicaid population under 1915 (b) authority. On February 26, 2015, the state released Requests for Proposals with the intent to contract on a statewide basis with a minimum of two to four contractors to coordinate care and provide quality outcomes under the Initiative.

On September 3, 2015, the state submitted a request to amend the IWP demonstration to change to managed care delivery system and modify eligibility to include MPC members under concurrent 1915 (b) authority. Since the withdrawal of CoOpportunity from the MPC, the state has not been able to maintain an adequate number of QHPs to allow coverage options for current MPC members. Under the Initiative, the state is proposing to include MPC members in the IWP coverage group. The state is also proposing to retain authority of the MPC demonstration should market conditions change and the program becomes a viable option.

During third quarter, the state continued to monitor the healthy behavior program and prepared for the implementation of the MPC disenrollment process, effective November 1, 2015. Other key activities included:

- Member outreach activities on the Initiative;
- Provider education about the IWP and training on the Initiative;
- Administrative rule changes for the Initiative; and
- Finalization and CMS approval of supplemental evaluation design components.

Following this letter is a detailed report of key activities and statistics for the third quarter, consistent with the STCs. Do not hesitate to contact me at 515-256-4621 or [mstier@dhs.state.ia.us](mailto:mstier@dhs.state.ia.us), or Deanna Jones at 515-256-4652 or [djones1@dhs.state.ia.us](mailto:djones1@dhs.state.ia.us) should you have any questions about this report or any other aspects of the new programs.

Sincerely,

Miki Stier  
Director  
Iowa Medicaid Enterprise

## **II. SIGNIFICANT ACTIVITIES OF THE QUARTER**

### **1. Member Outreach**

Regular communications about the IHAWP and the healthy behaviors program continued during third quarter. Member outreach activities for the implementation of the Initiative included preparation of October 2015 mailings that introduce coverage under managed care as the IA Health Link program. These introductory mailings contain general information about IA Health Link, an implementation timeline of outreach activities, and a set of frequently asked questions.

### **2. Provider Outreach**

#### Recruitment:

The IME Provider Services Outreach Team communicated IWP information to Iowa providers specifically targeting primary care providers to address patient needs. Outreach efforts resulted in the following accomplishments during third quarter.

- The number of participating primary care providers/ patient managers totaled 1,557 at the end of the third quarter of 2015.
- 294 unique locations have established an AssessMyHealth Access Code to share with their patients for completing a Health Risk Assessment.

#### Education:

- During third quarter of 2015, Provider Services Outreach conducted Annual Provider training in 11 different communities throughout the state, which included information about the managed care delivery system. The outreach team reached 2,433 providers through 22 sessions with discussions on the managed care transition and the impact to the IHAWP population.
- [Informational Letter 1537](#) was released on August 20, 2015, to Iowa Medicaid providers to explain the transition to managed care through the Initiative.
- [Informational Letter 1549](#) was released on September 28, 2015, to inform Medicaid providers of the transition to managed care and that all MediPASS and Iowa Wellness Plan patient manager agreements will terminate effective December 31, 2015.

#### Accountable Care Organizations:

The IME and ACOs continued to collaborate on activities that support state's goal of improvement in the quality of care and lower the overall cost of care. Current information about ACOs and the Medical Home Bonus Program can be found at <http://dhs.iowa.gov/ime/about/iowa-health-and-wellness-plan/ACO-VIS>. In addition, information about the managed care transition for ACOs is available through a [Medicaid Modernization Factsheet](#).

### **3. Public Communication**

#### Press Release/Coverage:

In July 2015, the state formally announced the public comment period for changes to Medicaid waivers for implementation of the Initiative. Information about public

hearings was made available through an [informational flyer](#). Comments were accepted via regular mail or electronically from July 20 through August 21, 2015.

In August of 2015, the state announced a notice of intent to award contracts to four managed care organizations for the statewide managed care delivery system. The winning bidders are Amerigroup Iowa, AmeriHealth Caritas Iowa, UnitedHealthcare Plan of River Valley, and WellCare of Iowa. More information about the bidding process and other Initiative related information can be found in the August 17, 2015, [press release](#).

#### Stakeholder Engagement:

During third quarter, the IME continued to provide email communications to share key news items to the Medical Assistance Advisory Council (MAAC) and other stakeholders that subscribe to IME Communications. In July 2015, the IME shared the announcement of the public comment period for the IHAWP waiver and other waivers impacted by the Initiative. In September, stakeholders were informed that the waivers were formally submitted to CMS on September 3, 2015, for review and approval.

### **4. Legislative Developments**

During third quarter, the state worked on changes to administrative rules for the implementation of the Initiative, pursuant to Senate File 505, section 12(24). A draft rules package will be submitted through a formal review process in October 2015.

## **II. ELIGIBILITY/ENROLLMENT**

### **1. Quarterly Enrollment**

Over the third quarter, the overall IHAWP population increased by 2 percent for an ending total of 140,383. The IWP component also increased over the quarter by 2 percent with an ending total of 104,523.

Effective December 1, 2014, CoOpportunity Health withdrew from the MPC, which resulted in transitioning CoOpportunity Health members to the IWP. Coventry continues to serve MPC members, Coventry is not enrolling new members or members who were disenrolled from CoOpportunity Health. At the end of third quarter, 17,684 IWP members were enrolled with the HMO (Meridian Health Plan of Iowa) and 53,853 members were assigned to a primary care manager. Due to MPC enrollment limitations, a total of 27,779 MPC members received services through the IWP.

At the end of the third quarter, access to managed care was available in 89 of Iowa's 99 under the IWP. IWP enrollment totals by county as of September 30, 2015, can be found at:

[http://dhs.iowa.gov/sites/default/files/IHAWPEnrollmentMaps\\_September2015.pdf](http://dhs.iowa.gov/sites/default/files/IHAWPEnrollmentMaps_September2015.pdf)

Monthly enrollment totals for the IHAWP population are shown below.

Plan/Coverage Group	July	August	September
Marketplace Choice	34,570	35,241	35,525
Wellness	102,206	104,110	104,523
Presumptive IHAWP*	330	356	335
Total	137,106	139,707	140,383

\*Presumptive IHAWP – Members are defaulted to the Wellness Plan until provider assignments are established.

## 2. Special Population Groups

The state identifies specific population groups enrolled in the IHAWP to monitor their health care needs in accordance with the STCs. These groups are comprised of: (1) Nineteen and twenty year-olds, (2) American Indian/Alaskan Natives, and (3) the medically exempt (frail). Below are IWP enrollment totals for these groups at the end of third quarter 2015.

Population Group	July	August	September
19-20 Year-old	4,948	5,103	5,133
American Indian/Alaskan Native	1,377	1,413	1,432
Medically Exempt	15,151	15,783	15,854
Total	21,476	22,299	22,419

## III. ACCESS/DELIVERY

### 1. Access to Care Standards

Provider access standards were established to ensure the infrastructure for the IWP is adequate for timely access to care for members. These standards are comprised of similar access standards proven to be effective for the state's Medicaid managed care population, and NCQA standards:

- Ninety-five percent of IWP members will reside in counties that meet timely access standards.
- Ninety percent of IHAWP members either 1) live in a county that has at least one provider that has an NCQA Element 1B score of at least 50 percent or 2) live within 30 miles of a provider that has an NCQA Element 1B score of at least 50 percent.

### 2. Monitoring Access and NCQA Standards

Each quarter the state conducts a provider survey of 60 IWP participating patient managers to monitor access standards. At the end of the fourth quarter, the state will

combine quarterly survey results from 240 patient managers to complete the monitoring process for the calendar year.

The IME consulted with the University of Iowa Public Policy Center (UIPPC) to develop a survey that captures responses from rural, urban, and near-urban providers. This methodology categorizes Iowa's 99 counties into four groups and applies a weighted scale to each group based on the population size to ensure the survey accurately reflects the ratio of providers to which members have access.

As of third quarter, the survey results from 180 patient managers revealed the state met both access and NCQA standards. See Attachment 1 for more information on access standards and survey results.

### **3. Network Adequacy**

See Attachment 2 for maps that show provider access by county for the IHAWP population.

### **4. Service Delivery**

See Attachment 3 for IHAWP wrap payments made to Federally Qualified Health Centers, Rural Health Clinics, and Indian Health Clinics during third quarter.

## **IV. COMPLAINTS/APPEALS**

### **1. Complaints**

IHAWP members have access to IME's Member Services Call Center to express their questions or concerns about the program. During third quarter 2015, the IME received a low number of complaints with the majority consisting of basic questions about IWP benefits. Call Center staff were able to resolve all issues with members during the calls. The following chart provides a summary of complaints.

<b>Complaint Type</b>	<b>July</b>	<b>August</b>	<b>September</b>
Benefits and Services	14	7	17
Access	1	2	1
Substance Abuse/Mental Health Access	0	0	0
Quality of Care	0	0	0
Medical Provider Network	2	2	1
Premiums and Cost Sharing	0	2	0
Healthy Behaviors	2	1	0
Non-emergency Medical Transportation	0	0	0
EPSDT Services	0	0	0

## **2. Appeals/Exceptions**

During third quarter IWP members/providers requested 55 exceptions to Medicaid policy and 33 requests for appeal hearings. See Attachment 4 for more details.

## **VI. Budget Neutrality/Fiscal Issues**

During third quarter, the state did not encounter any significant financial issues related to the IWP. See Attachment 5 for the actual number of member months for the IWP as of September 30, 2015.

## **VII. Other Activities**

### **1. Dental Wellness Plan**

During third quarter DWP coordinators planned outreach activities to assist members with access, and provided education on the program design and the importance of preventive dental care. More information on this topic and other updates can be found at [Delta Dental DWP Update](#). See Attachment 6 for an overview of operations and member activities during third quarter.

### **2. Premium Monitoring and the Healthy Behaviors Program**

In accordance with the STCs, the state is required to monitor premium related data to determine impacts of premiums on IHAWP members with incomes between 50 and 133 percent of the FPL. This information is contained in Attachment 7. See Attachment 8 for healthy behavior activities of IHAWP members as of September 25, 2015.

### **3. Non-Emergency Medical Transportation**

The STCs of the original IWP and MPC 1115 demonstrations required the waiver of non-emergency medical transportation (NEMT) to sunset on December 31, 2014, with a possible waiver extension based on evaluation results of the impact on access to care. In the fourth quarter of 2014, the state requested an amendment to extend the NEMT waiver because adequate data were not available to conduct a full evaluation within the allowed time period. On December 30, 2014, CMS approved the state's request to extend the NEMT waiver through July 31, 2015, with additional time to present further data by May 31, 2015.

On May 29, 2015, the state submitted a second amendment with new evaluation results to CMS requesting continuation of the NEMT waiver through December 31, 2016, to maintain the state's original approach to Medicaid expansion within the 1115 demonstrations. On July 31, 2015, CMS approved an extension of the waiver through March 31, 2016, to allow the state additional time to conduct additional surveys and analyses on the impact of the waiver. More information about the waiver amendment can be found under section [News and Announcements](#).

### **4. Evaluation Design**

The state's evaluation team, the University of Iowa Public Policy Center, received guidance from CMS on finalizing the design of the supplemental analyses to further assess NEMT waiver impacts on access to care. In August 2015, CMS accepted the NEMT supplemental analyses that will be included in future evaluation reports.



## **VIII. Additional Information**

Additional information about the IHAWP can be accessed at <http://dhs.iowa.gov/ime/about/iowa-health-and-wellness-plan>. Please contact Deanna Jones at 515-256-4652 or [djones1@dhs.state.ia.us](mailto:djones1@dhs.state.ia.us), to discuss information related to the quarterly reports.

## **Attachments**

1. IWP Provider Access Survey Results
2. IHAWP Network Access Maps
3. IHAWP Wrap Payments
4. IWP Appeals and Exceptions Report
5. Financial Reporting - IHAWP Member Months
6. Dental Wellness Plan Report
7. Premium Monitoring Report
8. Healthy Behaviors Activity Report

## **Access to Care and NCQA Standards Survey Results**

Iowa strives to ensure ninety-five percent of members reside in counties that meet timely access to care standards. This goal is supported by accumulated results of quarterly surveys of participating patient managers. At the end of the third quarter of 2015, the IME sampled 180 providers across 99 counties to determine compliance with the following access to care standards:

- 1) Ninety-five percent of Iowa Wellness plan members reside in counties that meet all timely access to care standards and
- 2) Ninety percent of members live in a county that either:
  - a) Reside in a county that has at least 1 provider that has an NCQA Element 1B score of at least 50 percent or
  - b) Reside within 30 miles of a provider that has an NCQA Element 1B score of at least 50 percent.

### **1. Timely Access to Care Standards**

Measures Tracked:

- Patients with urgent symptoms shall be seen within one day of contacting their primary care provider.
- Patients with persistent symptoms shall be seen within 48 hours of reporting of the onset of the symptoms.
- Patient routine visits shall be scheduled within four to six weeks of the date of the patient request the appointment.
- The provider shall provide or arrange for 24-hour, 7-day provider availability to enrolled recipients.

Survey results as of September 30, 2015: 169 of the 180 providers surveyed met the above access standards and 98 of 99 counties had at least one provider that met the access to care standards. Overall, patient access to care was 98.98 percent.

### **2. NCQA 1B Standards**

Measures Tracked:

- Providing access to routine and urgent care appointments outside of regular business hours.
- Providing continuity of medical record information for care and advice when office is not open.
- Providing timely clinical advice by telephone when the office is not open (critical factor).
- Providing timely clinical advice using a secure, interactive electronic system when the office is not open.
- Documenting after hours clinical advice in patient records.

Survey results as of September 30, 2015: 152 of the 180 providers surveyed met the above NCQA 1B standards and 96 out of 99 counties contained at least 1 provider that met the NCQA 1B standards. The survey methodology included the use of Urban Influence

Codes (UIC) to ensure a weighted sample in proportion with the population size of each county. Specialty, emergency, hospital or FFS primary care providers were not included in the survey.

**NCQA survey results through the 3<sup>rd</sup> quarter of 2015:**

IME Category	Counties That Met NCQA 1B Standards	U of I 'weighted average' based on county population	Application of U of I 'weighted average'	<b><u>TOTAL</u></b>  <b>93.5%</b>
1	19/21	0.67	0.61	
2	12/12	0.09	0.09	
3	38/38	0.19	0.19	
4	25/28	0.05	0.045	

## Survey Results by County

Urban Influence Code	County	Meets Access to Care Y/N?	Routine 4-6 weeks?	Persistent with 48 hours?	Urgent within 24 hours?	24/7 Access?		Meets NCQA 50% Y/N?	Office provides access to routine and urgent care appointments outside of regular business hours?	Office provides continuity of medical record information for care and advice when the office is not open?	<b>Office provides timely clinical advice by telephone such as a Nurse Line or On Call provider when the office is not open?</b>	Office provides timely clinical advice using a secure, interactive electronic system when the office is not open?	Office documents after hours clinical advice in patient records?
2	ADAIR	Y	yes	yes	yes	yes		Y	yes	yes	yes	no	yes
2	ADAIR	Y	yes	yes	yes	yes		Y	no	yes	yes	yes	yes
2	ADAIR	Y	yes	yes	yes	yes		Y	no	yes	yes	yes	no
4	ADAMS	Y	yes	yes	yes	yes		Y	yes	yes	yes	no	yes
3	ALLAMAKEE	Y	yes	yes	yes	yes		Y	yes	yes	yes	yes	yes
3	ALLAMAKEE	Y	yes	yes	yes	yes		Y	no	yes	yes	yes	no
3	ALLAMAKEE	Y	yes	yes	yes	yes		Y	yes	yes	yes	yes	yes
4	APPANOOSE	N	yes	yes	yes	no		N	no	no	yes	no	yes
4	APPANOOSE	Y	yes	yes	yes	yes		Y	no	no	yes	yes	yes
2	AUDUBON	Y	yes	yes	yes	yes		N	no	yes	no	no	no
2	AUDUBON	Y	yes	yes	yes	yes		Y	yes	yes	yes	no	yes
1	BENTON	N	yes	yes	yes	no		Y	no	yes	yes	yes	yes

1	BENTON	Y	yes	yes	yes	yes		Y	no	yes	yes	yes	yes
1	BLACK HAWK	Y	yes	yes	yes	yes		Y	yes	yes	yes	yes	yes
1	BLACK HAWK	Y	yes	yes	yes	yes		Y	yes	yes	yes	yes	yes
1	BLACK HAWK	Y	yes	yes	yes	yes		Y	no	yes	yes	no	yes
1	BLACK HAWK	Y	yes	yes	yes	yes		Y	yes	yes	yes	yes	yes
2	BOONE	Y	yes	yes	yes	yes		Y	yes	yes	yes	yes	yes
2	BOONE	N	yes	yes	yes	no		Y	yes	yes	yes	no	yes
2	BOONE	Y	yes	yes	yes	yes		Y	yes	yes	yes	yes	yes
2	BOONE	Y	yes	yes	yes	yes		Y	no	yes	yes	yes	yes
1	BREMER	Y	yes	yes	yes	yes		Y	yes	yes	yes	no	yes
1	BREMER	Y	yes	yes	yes	yes		N	no	no	yes	no	no
1	BREMER	Y	yes	yes	yes	yes		Y	no	yes	yes	no	yes
1	BREMER	Y	yes	yes	yes	yes		Y	yes	no	yes	no	yes
3	BUCHANAN	Y	no	yes	yes	yes		N	no	no	yes	yes	no
3	BUCHANAN	Y	yes	yes	yes	yes		Y	yes	yes	yes	yes	yes
3	BUCHANAN	Y	yes	yes	yes	yes		N	yes	yes	no	yes	yes
3	BUENA VISTA	Y	yes	yes	yes	yes		Y	no	no	yes	yes	yes
3	BUENA VISTA	Y	yes	yes	yes	yes		Y	no	yes	yes	yes	no
2	BUTLER	Y	yes	no	no	yes		Y	no	yes	yes	yes	no
2	BUTLER	Y	yes	yes	yes	yes		N	no	no	no	no	yes
2	BUTLER	N	yes	yes	yes	no		Y	no	yes	yes	yes	yes

4	CALHOUN	Y	yes	yes	yes	yes		Y	no	yes	yes	yes	yes
4	CARROLL	Y	yes	yes	yes	yes		Y	no	yes	yes	no	yes
4	CARROLL	Y	yes	yes	yes	yes		N	no	no	no	no	no
3	CASS	Y	yes	yes	yes	yes		Y	yes	yes	yes	yes	yes
3	CASS	Y	yes	yes	yes	yes		N	yes	yes	no	yes	yes
3	CEDAR	N	yes	yes	yes	no		Y	no	yes	yes	no	yes
3	CEDAR	Y	yes	yes	yes	yes		Y	yes	yes	yes	yes	yes
3	CERRO GORDO	Y	yes	yes	yes	yes		Y	no	yes	yes	yes	yes
3	CERRO GORDO	Y	yes	yes	yes	yes		Y	no	yes	yes	yes	yes
3	CERRO GORDO	Y	yes	yes	yes	yes		Y	no	yes	yes	yes	yes
3	CHEROKEE	Y	yes	yes	yes	yes		Y	no	yes	yes	yes	yes
3	CHEROKEE	Y	yes	yes	yes	yes		Y	yes	no	yes	yes	no
3	CHEROKEE	Y	yes	yes	yes	yes		Y	no	yes	yes	no	yes
3	CHICKASAW	Y	yes	yes	yes	yes		N	no	no	no	no	yes
3	CHICKASAW	Y	yes	yes	yes	yes		Y	no	no	yes	yes	yes
3	CLARKE	Y	yes	yes	yes	yes		Y	yes	yes	yes	yes	yes
3	CLAY	Y	yes	yes	yes	yes		N	yes	no	no	no	no
3	CLAY	Y	yes	yes	yes	yes		Y	yes	yes	yes	yes	yes
3	CLAY	Y	yes	yes	yes	yes		Y	yes	no	yes	yes	yes
2	CLAYTON	Y	yes	yes	yes	yes		Y	no	yes	yes	yes	yes
2	CLAYTON	Y	yes	yes	yes	yes		Y	yes	yes	yes	yes	yes

2	CLINTON	Y	yes	yes	yes	yes		Y	yes	yes	yes	yes	yes
2	CLINTON	Y	yes	yes	yes	yes		Y	no	no	yes	yes	yes
2	CLINTON	Y	yes	yes	yes	yes		Y	no	no	yes	yes	yes
2	CLINTON	Y	yes	yes	yes	yes		Y	no	yes	yes	yes	yes
4	CRAWFORD	Y	yes	yes	yes	yes		Y	no	yes	yes	no	yes
1	DALLAS	Y	yes	yes	yes	yes		Y	no	yes	yes	yes	yes
1	DALLAS	Y	yes	yes	yes	yes		Y	no	yes	yes	yes	no
3	DAVIS	Y	yes	yes	yes	yes		Y	yes	yes	yes	yes	yes
3	DAVIS	Y	yes	yes	yes	yes		Y	no	yes	yes	no	yes
3	DAVIS	Y	yes	yes	yes	yes		Y	no	yes	yes	yes	yes
4	DECATUR	Y	yes	yes	yes	yes		N	no	no	no	no	no
4	DECATUR	Y	yes	yes	yes	yes		Y	yes	yes	yes	no	yes
3	DELAWARE	Y	yes	yes	yes	yes		Y	yes	yes	yes	yes	no
3	DELAWARE	Y	yes	yes	yes	yes		Y	yes	yes	yes	no	yes
3	DES MOINES	Y	yes	yes	yes	yes		Y	no	yes	yes	yes	yes
3	DES MOINES	Y	yes	yes	yes	yes		Y	no	yes	yes	yes	yes
3	DICKINSON	Y	yes	yes	no	yes		Y	no	yes	yes	yes	yes
3	DICKINSON	Y	yes	yes	yes	yes		N	yes	yes	no	yes	yes
1	DUBUQUE	Y	yes	yes	yes	yes		Y	no	no	yes	yes	yes
4	EMMET	N	yes	yes	yes	no		Y	no	yes	yes	no	yes
4	EMMET	Y	yes	yes	yes	yes		N	yes	yes	no	no	yes



3	FAYETTE	Y	yes	yes	yes	yes		Y	no	yes	yes	yes	yes
3	FAYETTE	Y	yes	yes	yes	yes		Y	no	yes	yes	yes	yes
4	FLOYD	Y	yes	no	no	yes		Y	no	yes	yes	yes	yes
4	FLOYD	Y	yes	yes	yes	yes		Y	no	no	yes	yes	yes
4	FLOYD	Y	yes	yes	yes	yes		Y	no	yes	yes	yes	yes
4	FRANKLIN	Y	yes	yes	yes	yes		Y	yes	yes	yes	yes	yes
4	FRANKLIN	Y	yes	yes	yes	yes		Y	no	yes	yes	no	yes
3	FREMONT	Y	yes	yes	yes	yes		Y	no	yes	yes	yes	yes
3	GREENE	Y	yes	yes	yes	yes		Y	yes	yes	yes	yes	yes
1	GRUNDY	Y	yes	yes	yes	yes		Y	no	yes	yes	no	yes
1	GUTHRIE	N	yes	yes	yes	no		N	yes	no	yes	no	no
3	HAMILTON	Y	yes	yes	yes	yes		Y	yes	yes	yes	yes	no
3	HAMILTON	Y	yes	yes	yes	yes		Y	yes	no	yes	yes	yes
4	HANCOCK	N	yes	yes	yes	no		Y	yes	yes	yes	yes	yes
4	HANCOCK	Y	yes	yes	yes	yes		Y	yes	yes	yes	no	yes
3	HARDIN	Y	yes	yes	yes	yes		N	no	no	yes	no	yes
3	HARDIN	Y	yes	yes	yes	yes		Y	no	yes	yes	no	yes
3	HARDIN	Y	yes	yes	yes	yes		Y	yes	yes	yes	yes	yes
1	HARRISON	Y	yes	yes	yes	yes		Y	yes	yes	yes	yes	yes
1	HARRISON	Y	yes	yes	yes	yes		Y	yes	no	yes	no	yes
3	HENRY	Y	yes	yes	yes	yes		Y	yes	no	yes	no	yes

3	HENRY	Y	yes	yes	yes	yes		Y	no	yes	yes	no	yes
3	HOWARD	Y	yes	yes	yes	yes		Y	yes	no	yes	yes	yes
4	HUMBOLDT	Y	yes	yes	yes	yes		Y	no	yes	yes	yes	yes
2	IDA	N	yes	yes	yes	no		Y	no	yes	yes	yes	yes
2	IDA	Y	yes	yes	yes	yes		N	no	yes	no	no	yes
3	IOWA	Y	yes	yes	yes	yes		Y	no	yes	yes	yes	yes
3	IOWA	Y	yes	yes	yes	yes		Y	yes	no	yes	no	yes
3	JACKSON	Y	yes	yes	yes	yes		Y	no	no	yes	yes	yes
3	JACKSON	Y	yes	yes	yes	yes		Y	no	no	yes	yes	yes
2	JASPER	N	yes	yes	yes	no		N	no	yes	no	no	no
2	JASPER	Y	yes	yes	yes	yes		Y	yes	no	yes	no	yes
3	JEFFERSON	Y	yes	yes	yes	yes		Y	no	yes	yes	no	yes
1	JOHNSON	Y	yes	yes	yes	yes		Y	yes	yes	yes	yes	yes
1	JONES	Y	yes	yes	yes	yes		Y	no	yes	yes	yes	yes
1	JONES	Y	yes	yes	yes	yes		Y	no	yes	yes	yes	yes
2	KEOKUK	Y	yes	yes	yes	yes		N	no	no	yes	no	yes
2	KEOKUK	Y	yes	yes	yes	yes		Y	no	yes	yes	yes	yes
4	KOSSUTH	Y	yes	yes	yes	yes		Y	yes	no	yes	yes	yes
3	LEE	Y	yes	yes	yes	yes		Y	no	yes	yes	no	yes
3	LEE	Y	yes	yes	yes	yes		N	no	no	yes	no	no
1	LINN	Y	yes	yes	yes	yes		N	no	yes	no	yes	yes

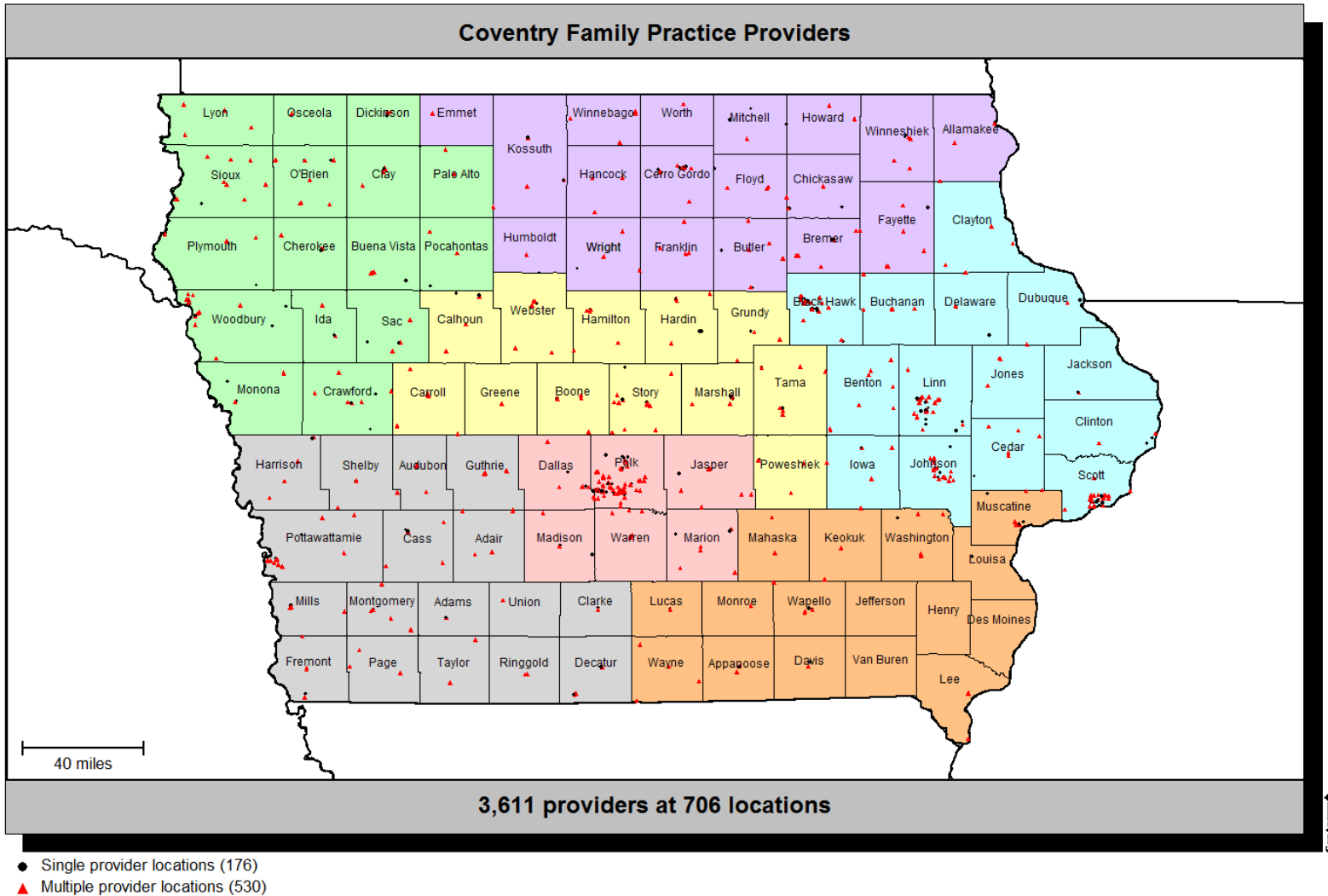
1	LINN	Y	yes	yes	yes	yes		Y	no	no	yes	yes	yes
2	LOUISA	Y	yes	yes	yes	yes		Y	yes	yes	yes	no	yes
3	LUCAS	Y	yes	yes	yes	yes		Y	no	yes	yes	yes	no
3	LYON	Y	yes	yes	yes	yes		Y	yes	yes	yes	yes	yes
3	LYON	Y	yes	yes	yes	yes		Y	yes	no	yes	yes	yes
1	MADISON	Y	yes	yes	yes	yes		N	yes	no	yes	no	no
1	MADISON	Y	yes	yes	yes	yes		Y	no	no	yes	yes	yes
3	MAHASKA	Y	yes	yes	yes	yes		Y	no	yes	yes	yes	no
3	MAHASKA	Y	yes	yes	yes	yes		N	no	yes	yes	no	no
3	MARION	Y	yes	yes	yes	yes		Y	no	yes	yes	no	yes
2	MARSHALL	Y	yes	yes	yes	yes		Y	no	yes	yes	no	yes
2	MARSHALL	Y	yes	yes	yes	yes		Y	yes	yes	yes	yes	yes
2	MARSHALL	Y	yes	yes	yes	yes		Y	yes	yes	yes	yes	yes
1	MILLS	Y	yes	yes	yes	yes		Y	no	yes	yes	yes	yes
4	MITCHELL	Y	yes	yes	yes	yes		Y	yes	yes	yes	no	yes
3	MONONA	Y	yes	yes	yes	yes		Y	no	yes	yes	no	yes
4	MONROE	Y	yes	yes	yes	yes		Y	yes	yes	yes	yes	yes
3	MONTGOMERY	Y	yes	yes	yes	yes		Y	no	yes	yes	yes	yes
2	MUSCATINE	Y	yes	no	yes	yes		Y	no	yes	yes	yes	yes
2	MUSCATINE	Y	yes	yes	yes	yes		Y	no	yes	yes	yes	yes
4	O BRIEN	Y	yes	yes	yes	yes		Y	yes	yes	yes	yes	yes

4	OSCEOLA	Y	yes	yes	yes	yes		Y	no	yes	yes	yes	yes
3	PAGE	Y	yes	yes	yes	yes		Y	no	yes	yes	no	yes
4	PALO ALTO	Y	yes	yes	yes	yes		Y	no	yes	yes	no	yes
1	PLYMOUTH	Y	yes	yes	yes	yes		Y	yes	yes	yes	yes	yes
4	POCAHONTAS	Y	yes	no	yes	yes		Y	no	yes	yes	yes	yes
1	POLK	Y	yes	yes	yes	yes		Y	no	yes	yes	yes	yes
1	POLK	Y	yes	yes	yes	yes		Y	no	no	yes	yes	yes
1	POLK	Y	yes	yes	yes	yes		N	no	no	yes	no	no
1	POTTAWATTAMI	Y	yes	yes	yes	yes		Y	no	no	yes	yes	yes
4	POWESHIEK	Y	yes	yes	yes	yes		Y	no	yes	yes	no	yes
4	RINGGOLD	Y	yes	yes	yes	yes		N	no	no	no	no	no
4	SAC	N	yes	yes	yes	no		Y	yes	yes	yes	yes	yes
4	SAC	Y	yes	yes	yes	yes		Y	no	yes	yes	yes	yes
1	SCOTT	Y	yes	yes	yes	yes		Y	yes	yes	yes	yes	yes
1	SCOTT	Y	yes	yes	yes	yes		Y	no	yes	yes	yes	yes
3	SHELBY	Y	yes	yes	yes	yes		Y	yes	yes	yes	yes	no
4	SIOUX	Y	yes	yes	yes	yes		Y	yes	yes	yes	yes	yes
4	SIOUX	Y	yes	yes	yes	yes		Y	yes	no	yes	no	yes
4	SIOUX	Y	yes	yes	yes	yes		N	yes	no	no	yes	yes
1	STORY	Y	yes	yes	yes	yes		Y	no	yes	yes	no	yes
1	STORY	Y	yes	yes	yes	yes		Y	yes	yes	yes	yes	yes

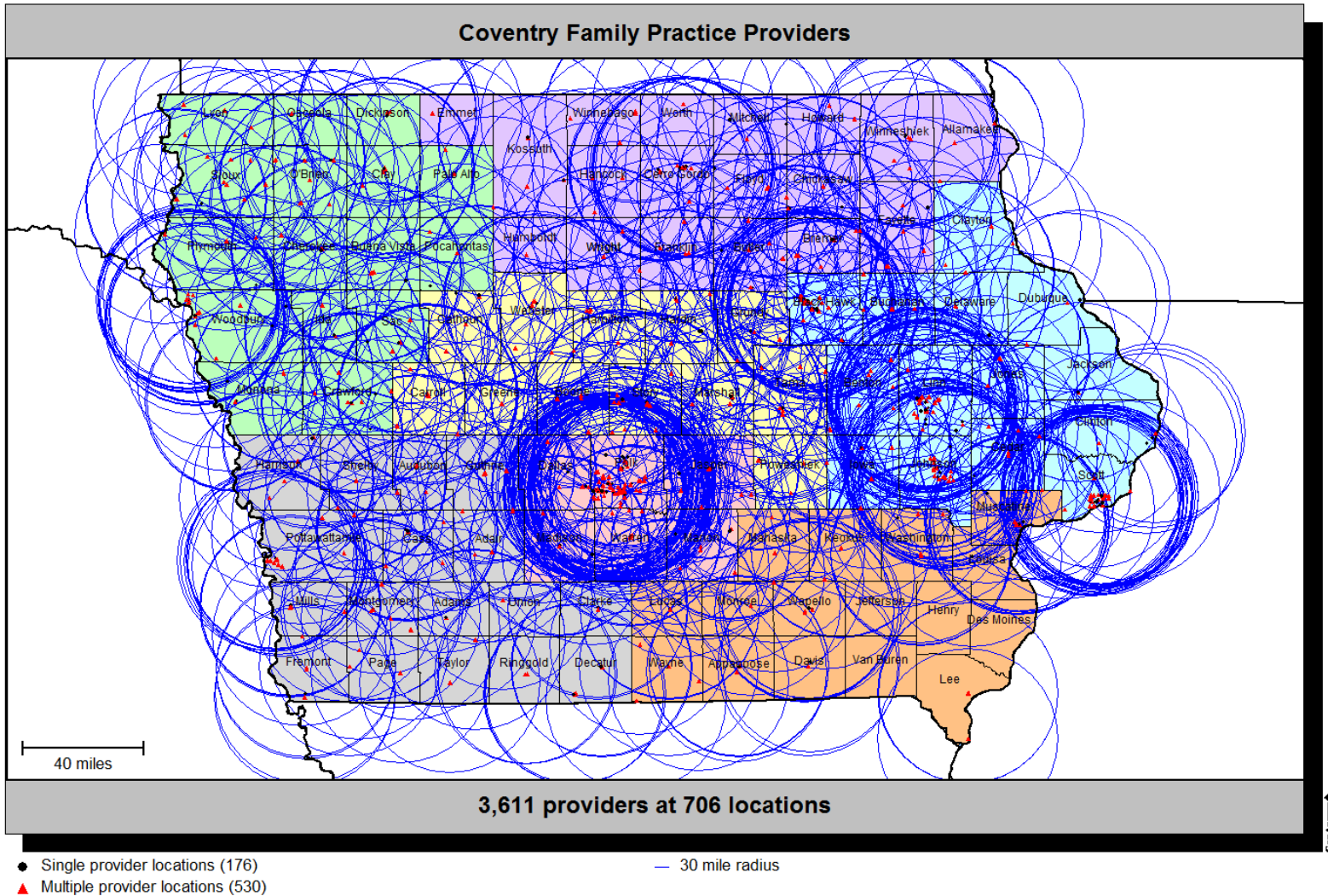
3	TAMA	Y	yes	yes	yes	yes		Y	no	yes	yes	yes	yes
4	TAYLOR	Y	yes	yes	yes	yes		Y	yes	yes	yes	yes	yes
3	UNION	Y	yes	yes	yes	yes		Y	yes	yes	yes	yes	yes
4	VAN BUREN	Y	yes	yes	yes	yes		Y	no	yes	yes	yes	yes
3	WAPELLO	Y	yes	yes	yes	yes		Y	yes	yes	yes	no	yes
1	WARREN	Y	yes	yes	yes	yes		Y	yes	yes	yes	yes	yes
1	WARREN	Y	yes	yes	yes	yes		Y	no	yes	yes	no	yes
1	WASHINGTON	Y	yes	yes	yes	yes		N	yes	no	no	no	no
1	WASHINGTON	Y	yes	yes	yes	yes		N	no	no	yes	yes	no
4	WAYNE	Y	yes	yes	yes	yes		Y	no	yes	yes	yes	no
4	WAYNE	Y	yes	yes	yes	yes		Y	no	yes	yes	yes	yes
3	WEBSTER	Y	yes	yes	yes	yes		Y	yes	yes	yes	no	yes
4	WINNEBAGO	Y	yes	yes	yes	yes		N	no	no	yes	no	yes
4	WINNEBAGO	Y	yes	yes	yes	yes		Y	no	yes	yes	no	yes
4	WINNESHIEK	Y	yes	yes	yes	yes		Y	no	yes	yes	yes	yes
4	WINNESHIEK	Y	yes	yes	yes	yes		Y	yes	yes	yes	yes	yes
1	WOODBURY	Y	yes	yes	yes	yes		Y	yes	yes	yes	yes	yes
1	WOODBURY	Y	yes	yes	yes	yes		Y	no	yes	yes	yes	yes
3	WORTH	Y	yes	yes	yes	yes		Y	no	yes	yes	no	yes
4	WRIGHT	Y	yes	yes	yes	yes		Y	no	yes	yes	yes	yes
4	WRIGHT	Y	yes	yes	yes	yes		Y	yes	yes	yes	yes	yes



## Provider locations

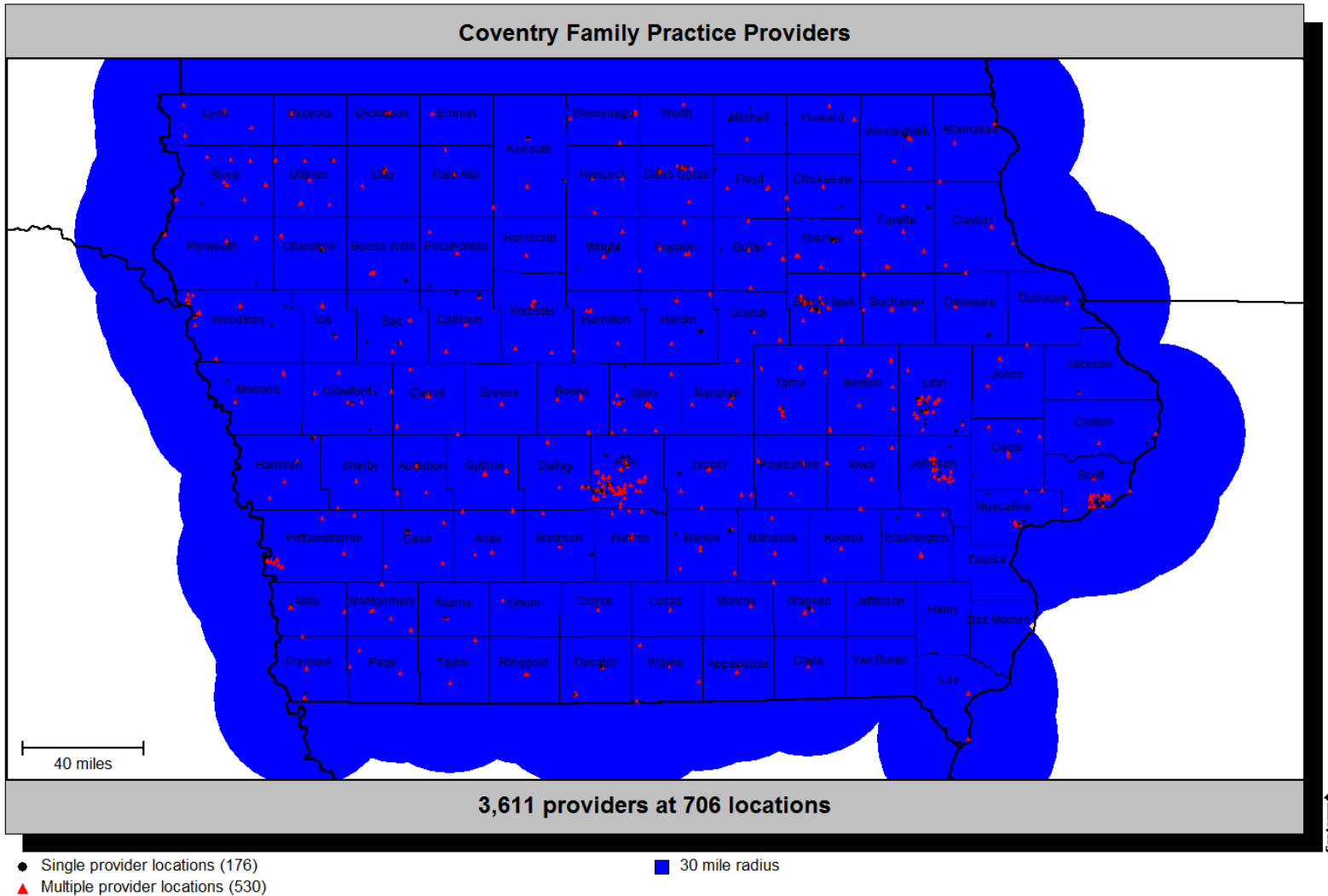


## Provider locations with 30-mile radius

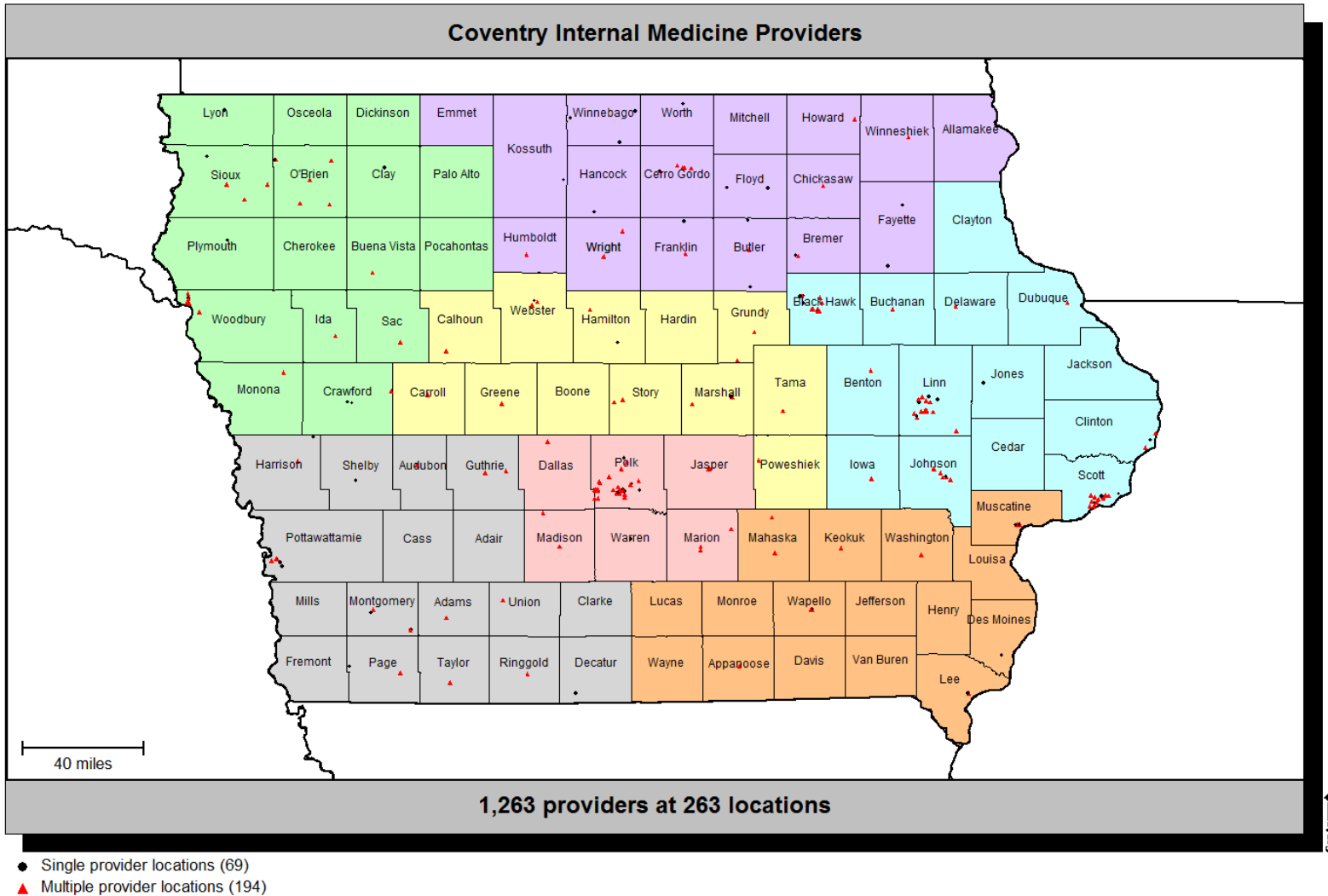




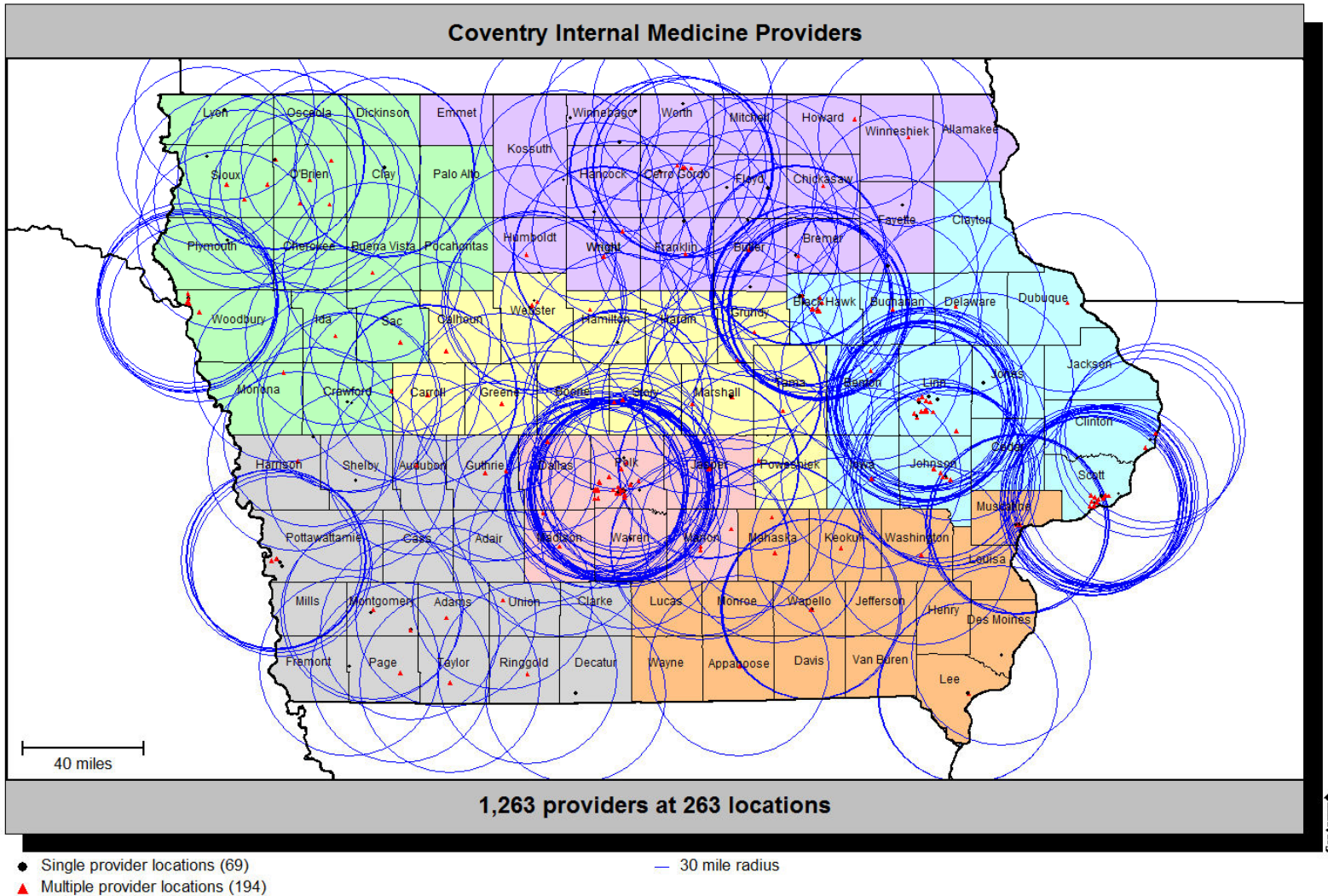
## Provider coverage/penetration



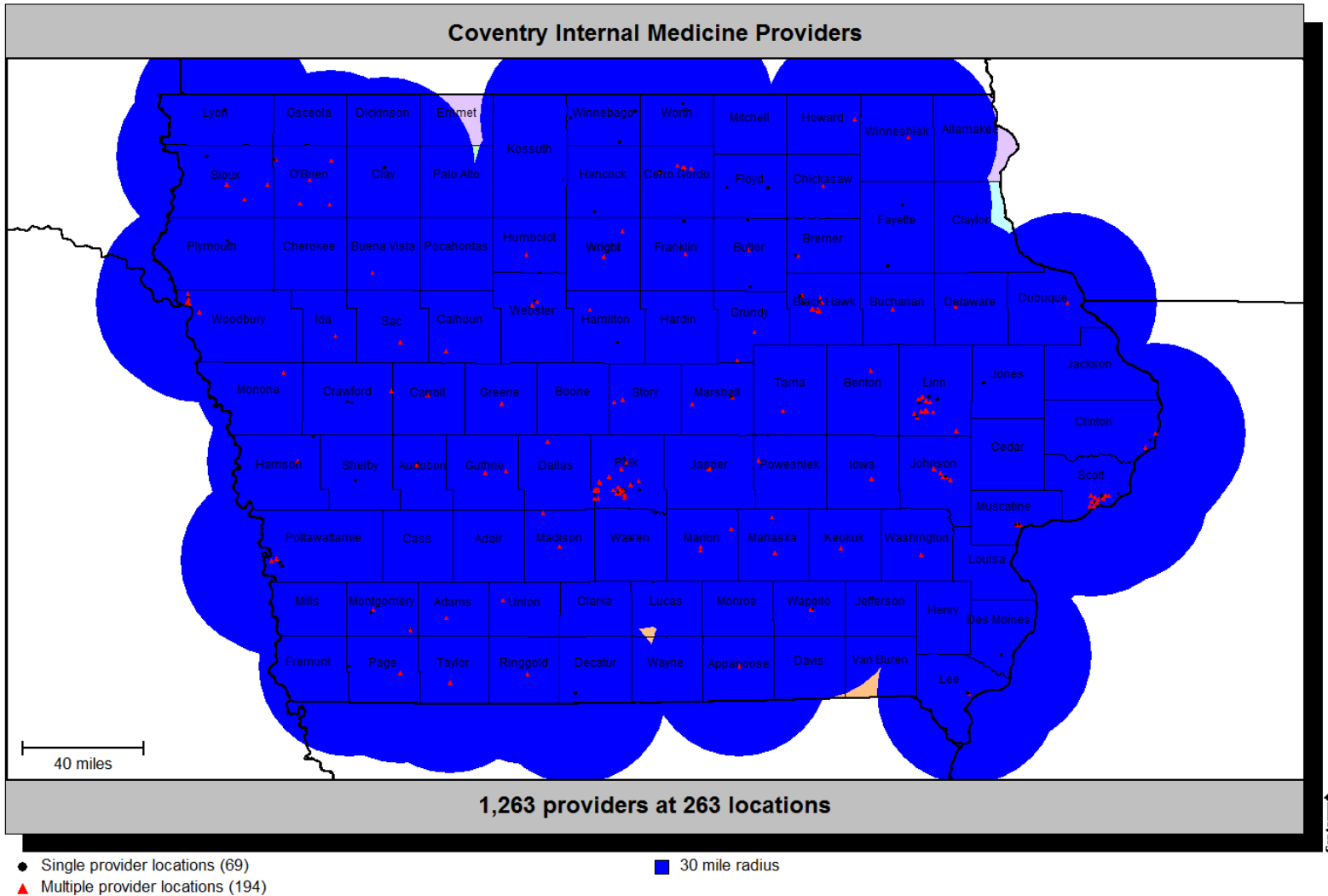
## Provider locations



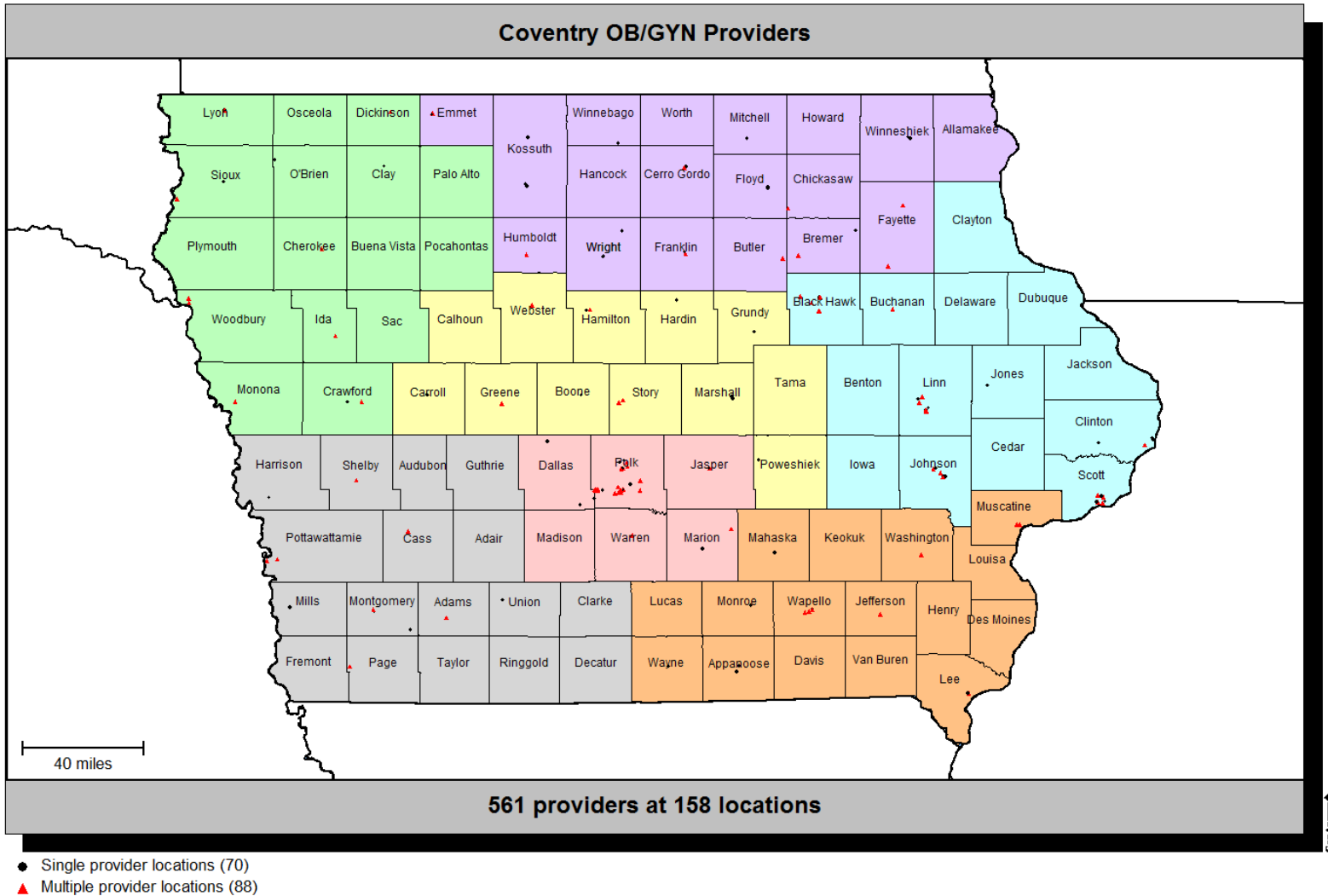
## Provider locations with 30-mile radius



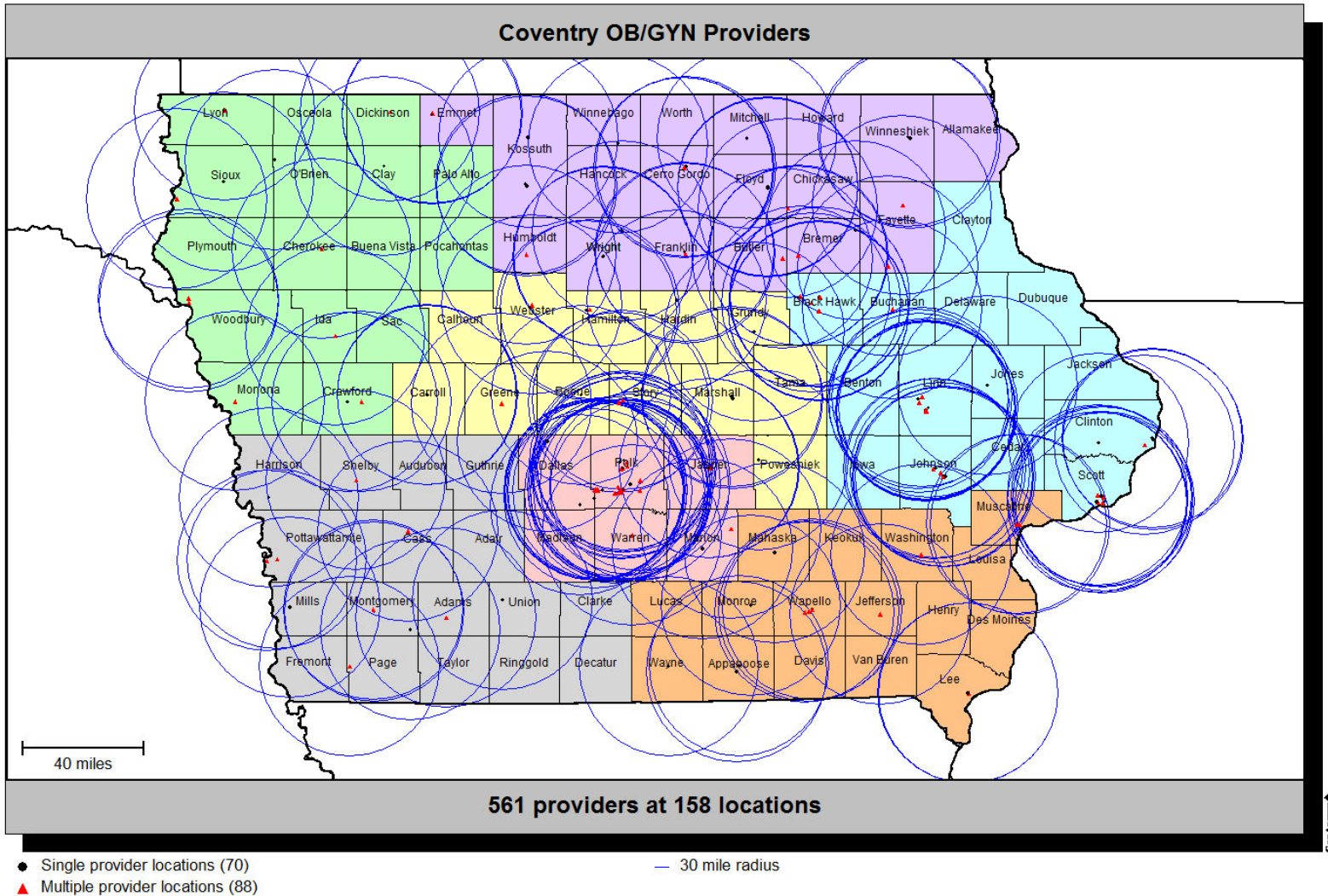
## Provider coverage/penetration



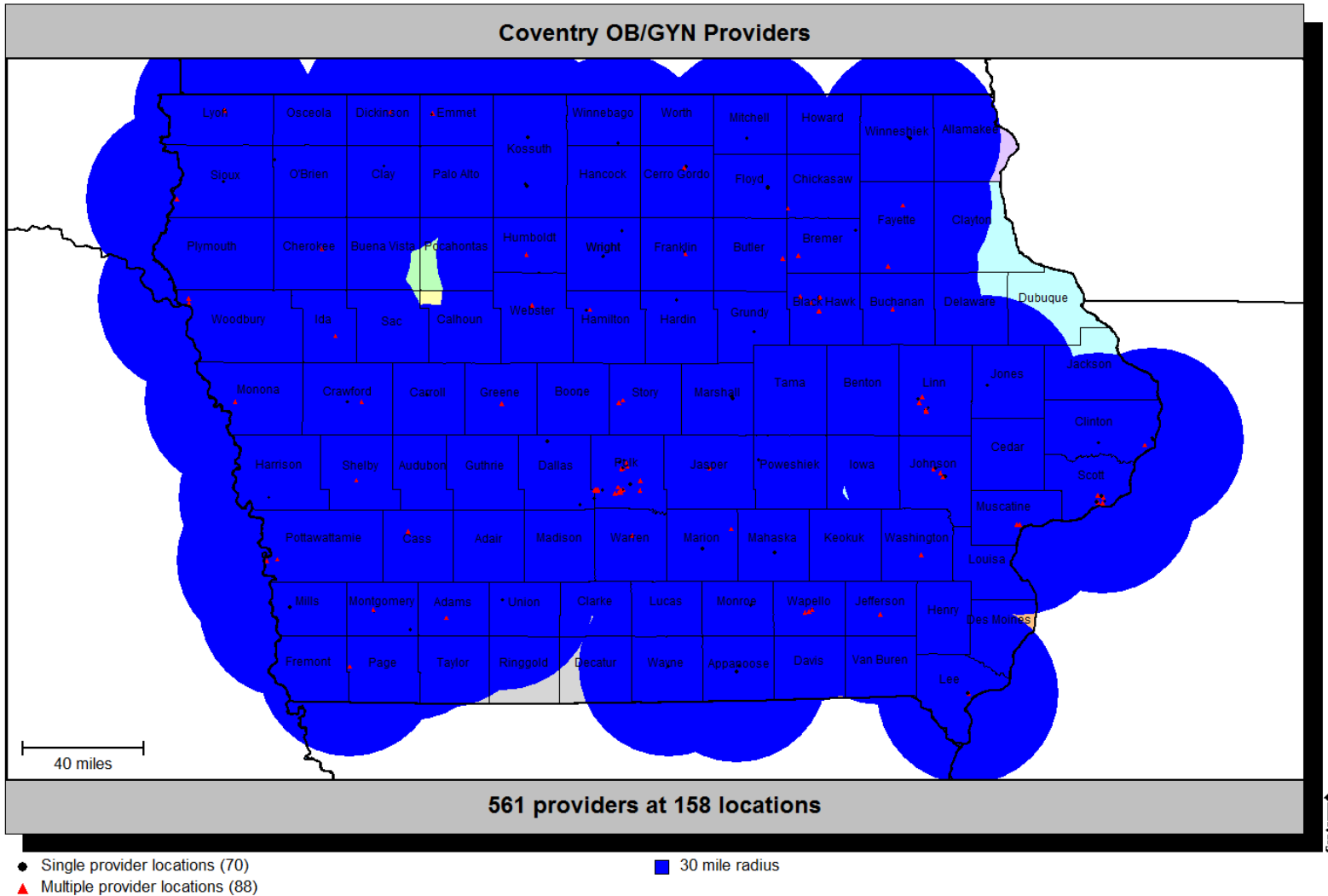
## Provider locations



## Provider locations with 30-mile radius



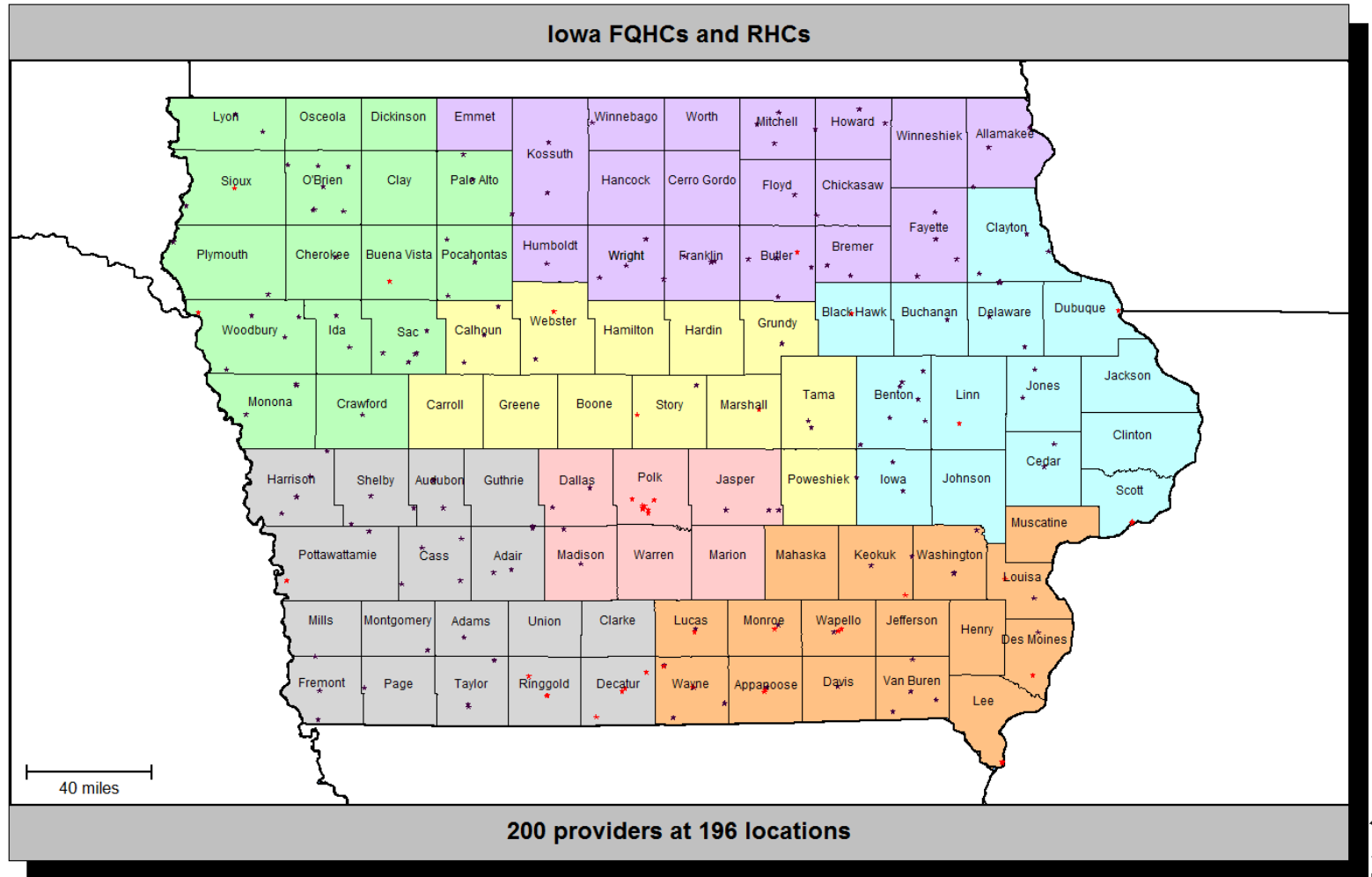
## Provider coverage/penetration



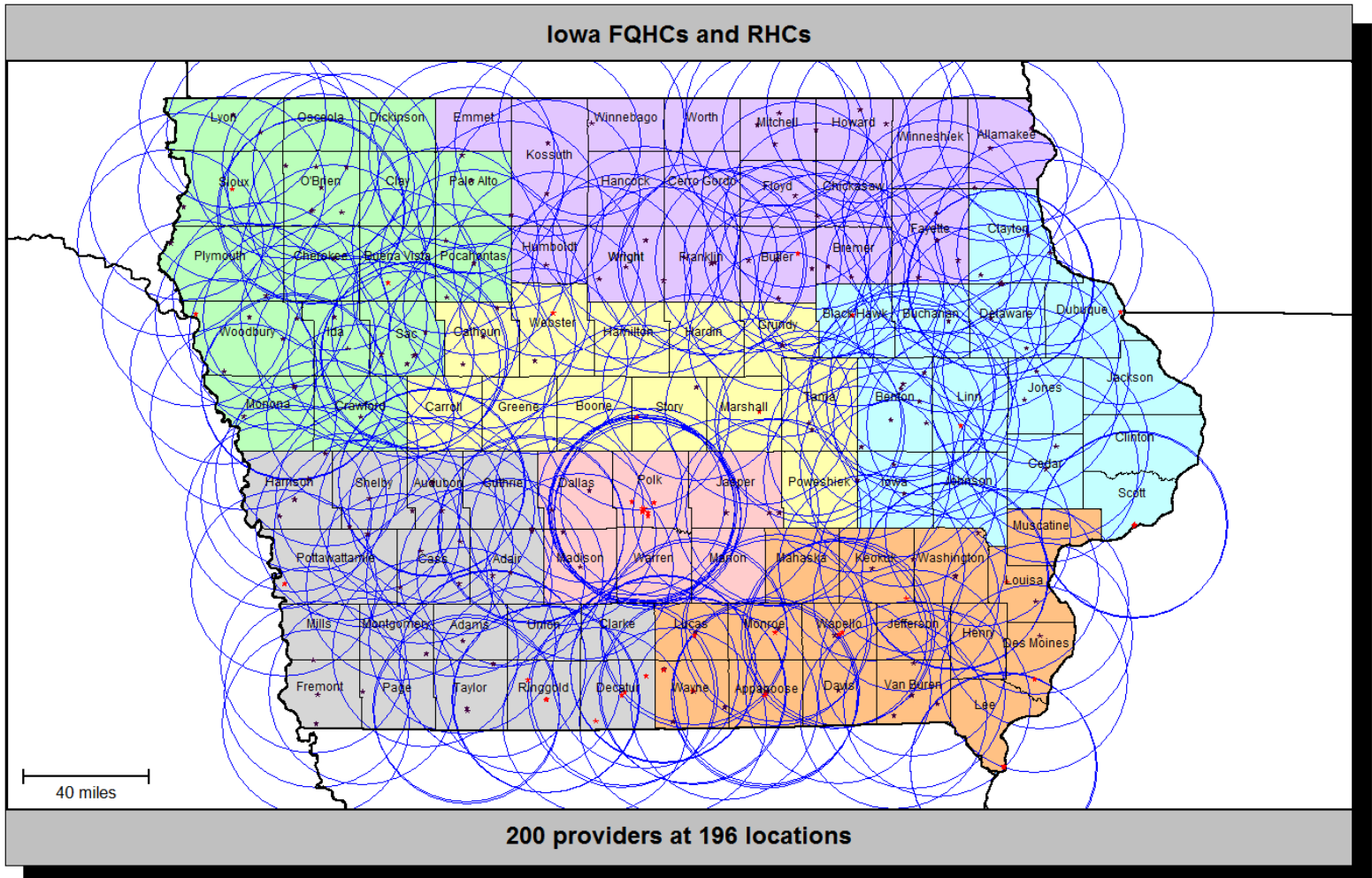




## Provider locations



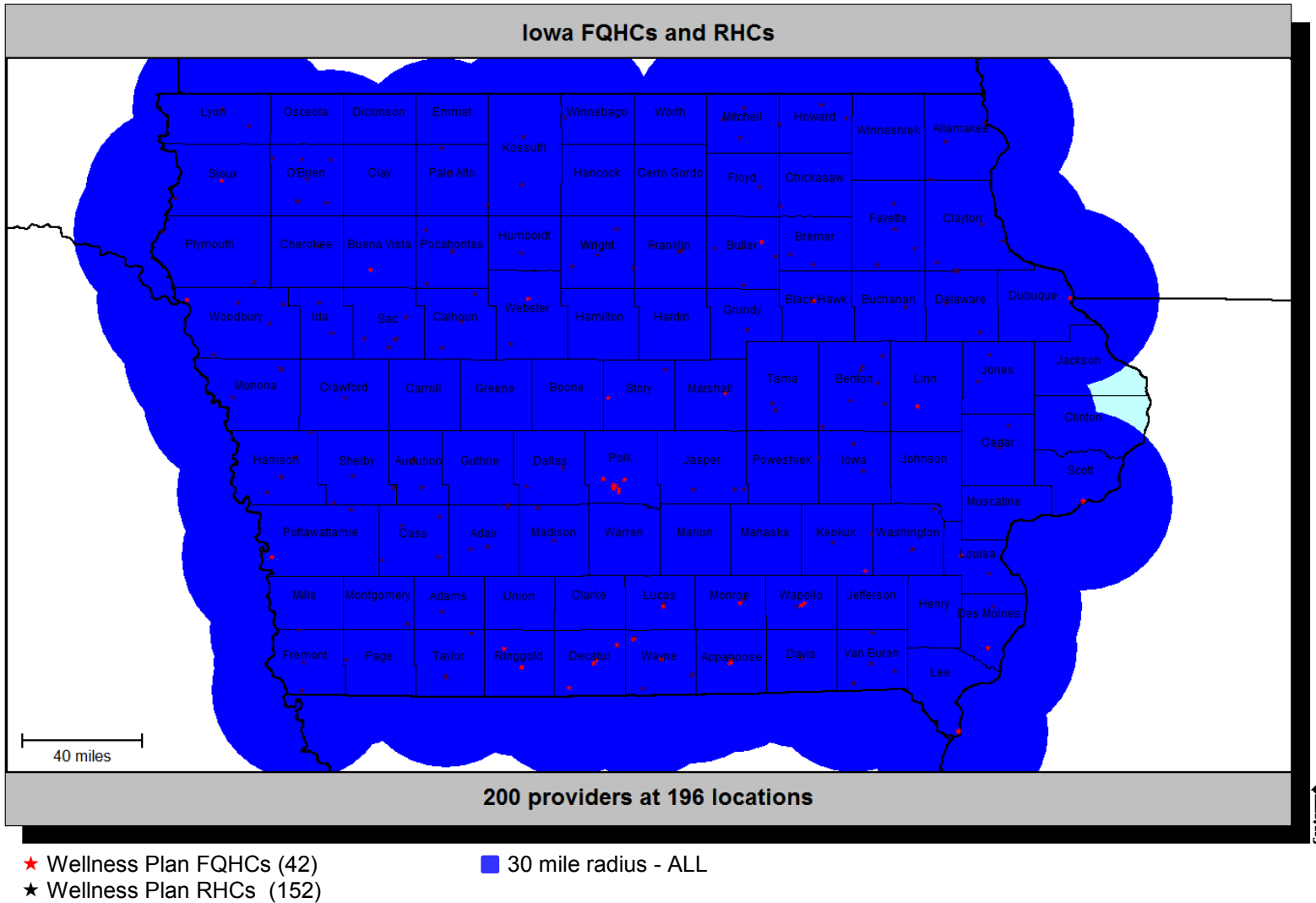
## Provider locations with 30-mile radius



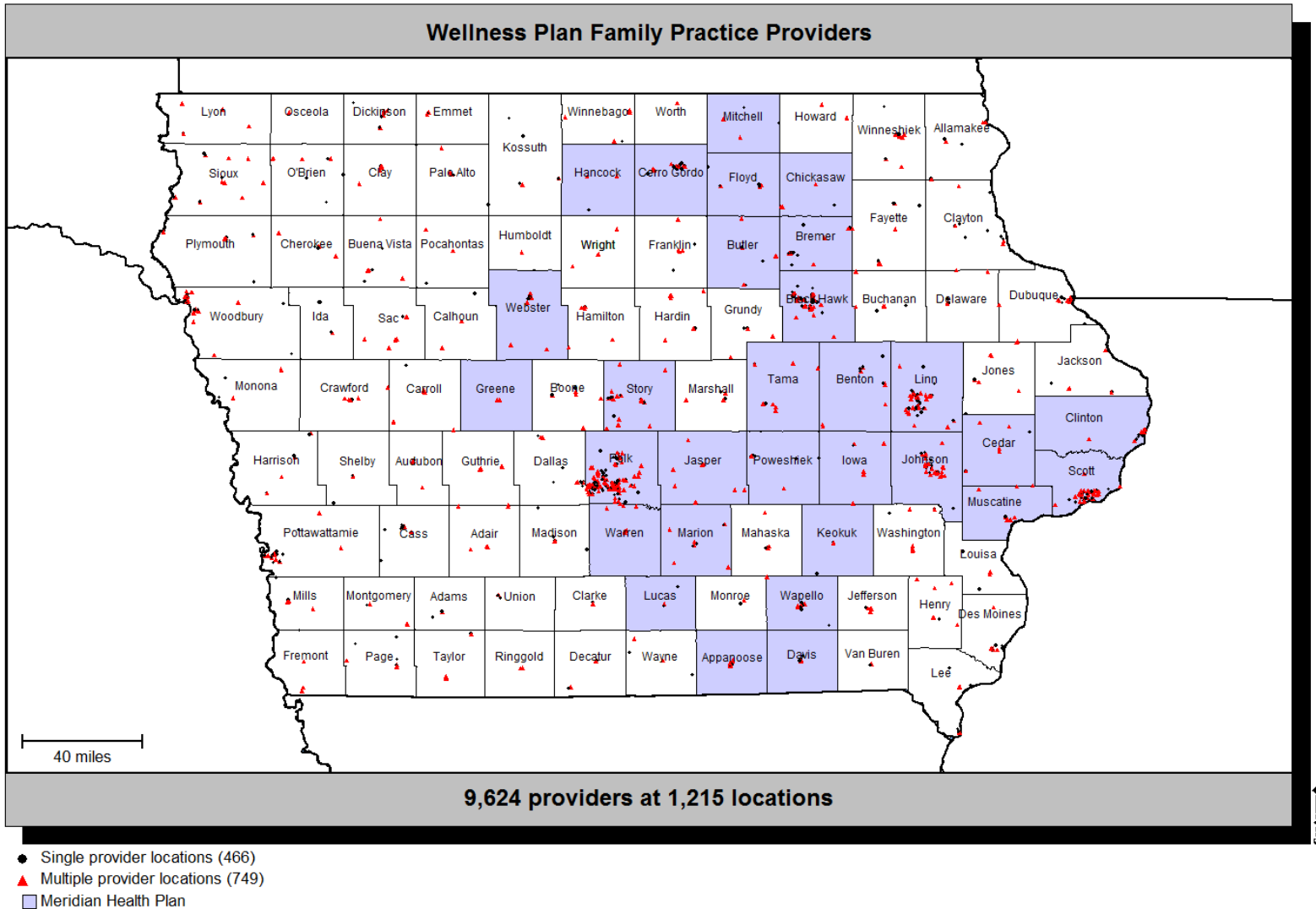
- ★ Wellness Plan FQHCs (42)
- ★ Wellness Plan RHCs (152)

— 30 mile radius - ALL

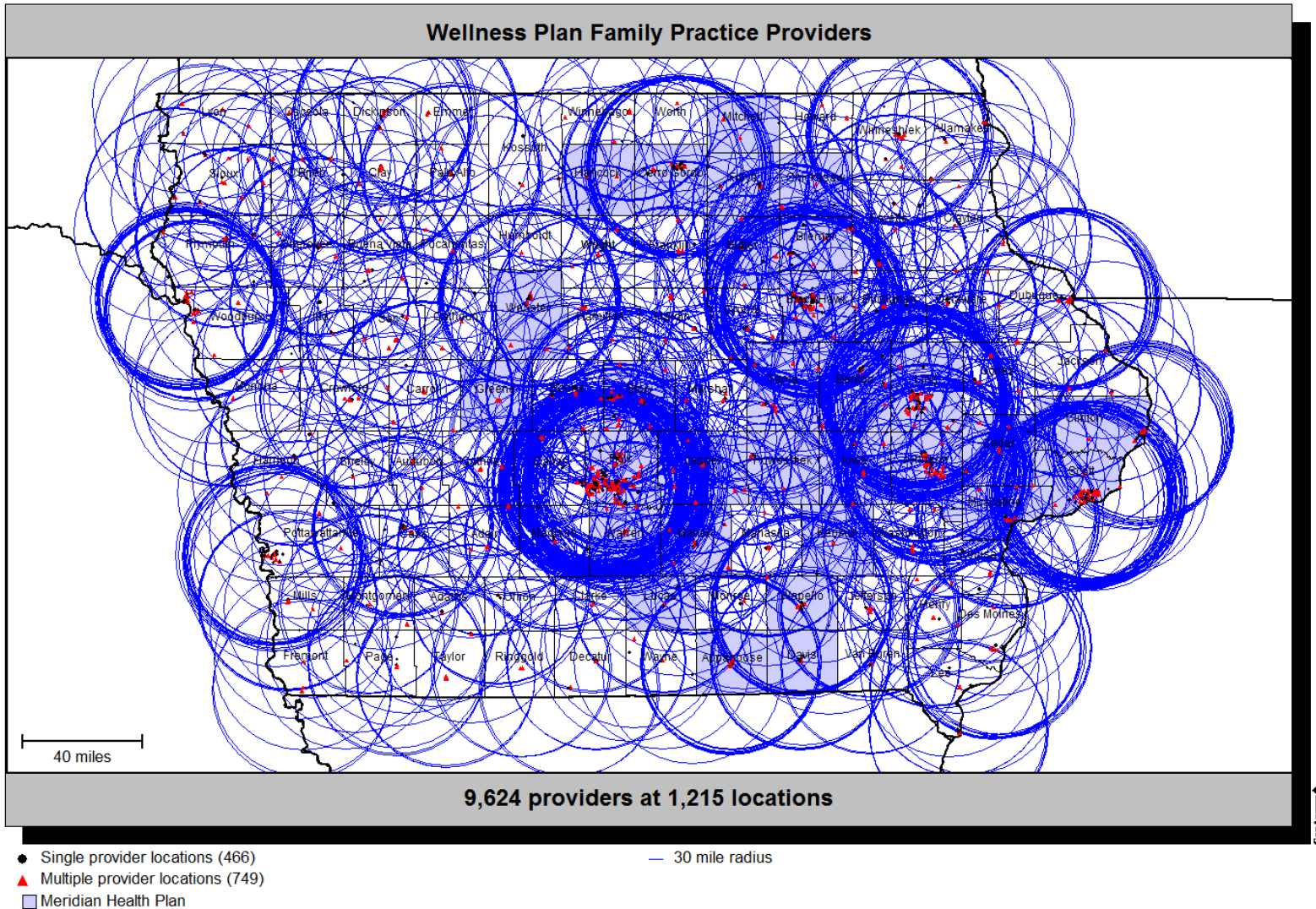
## Provider coverage/penetration



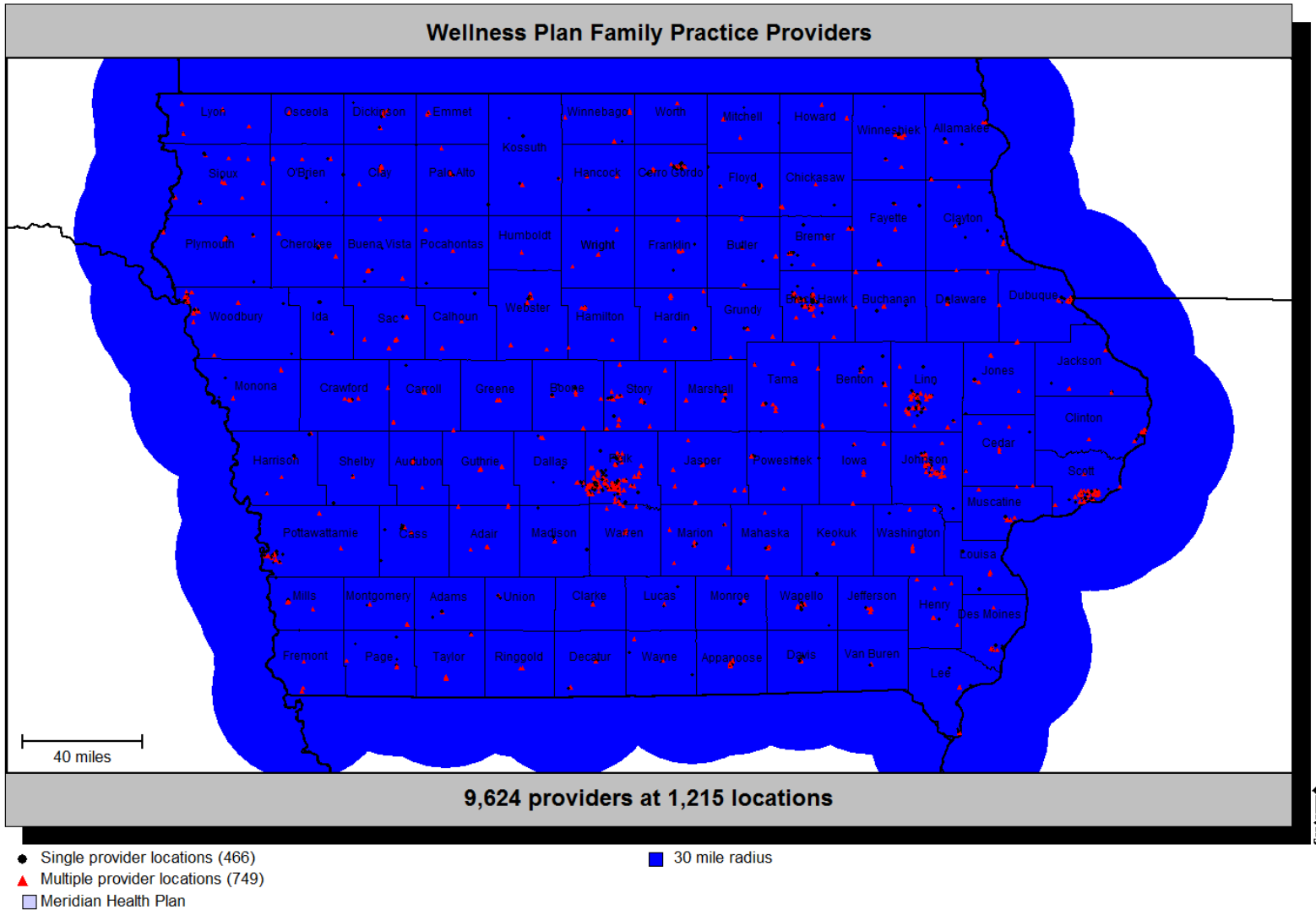
## Provider locations



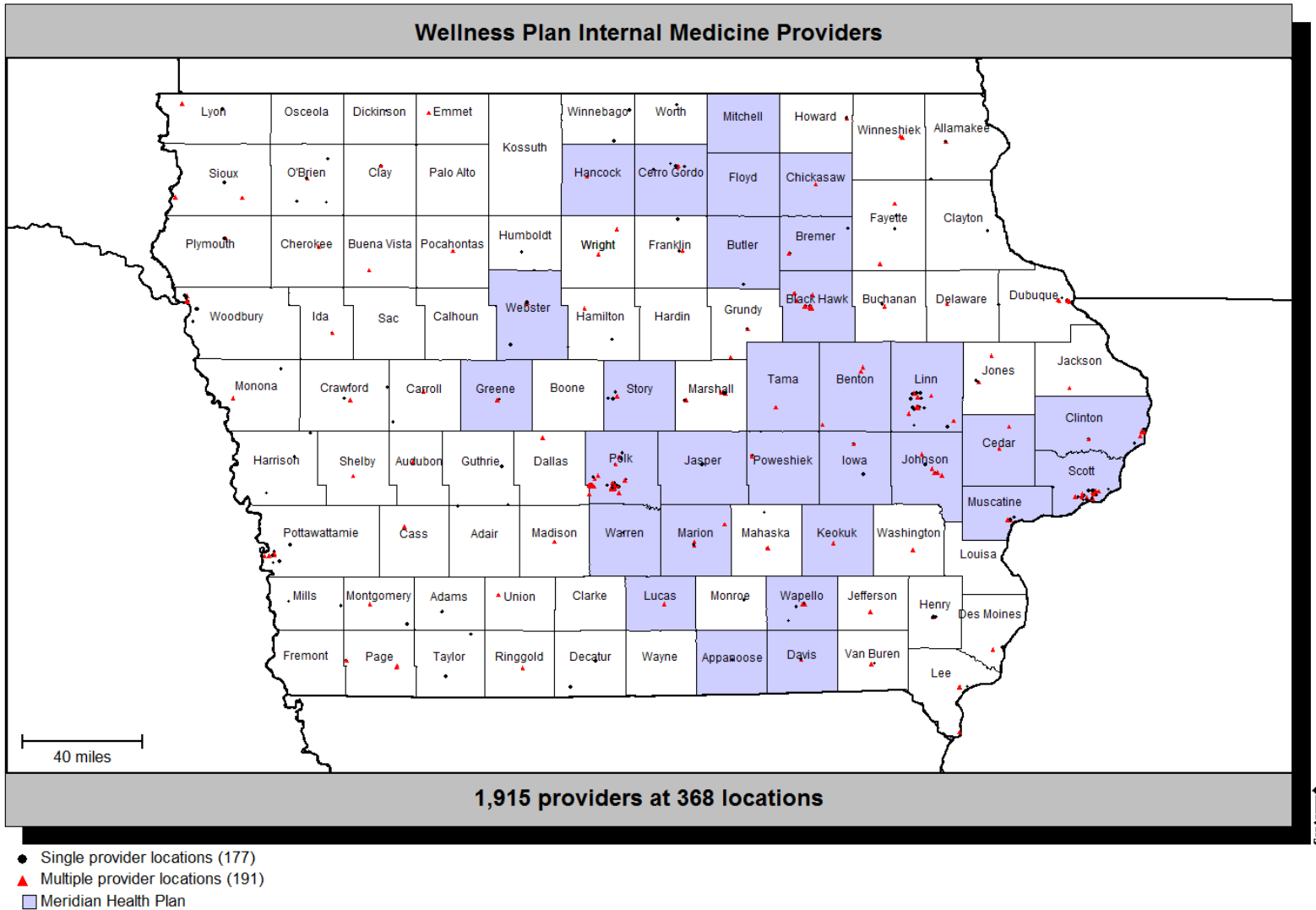
## Provider locations with 30-mile radius



## Provider coverage/penetration

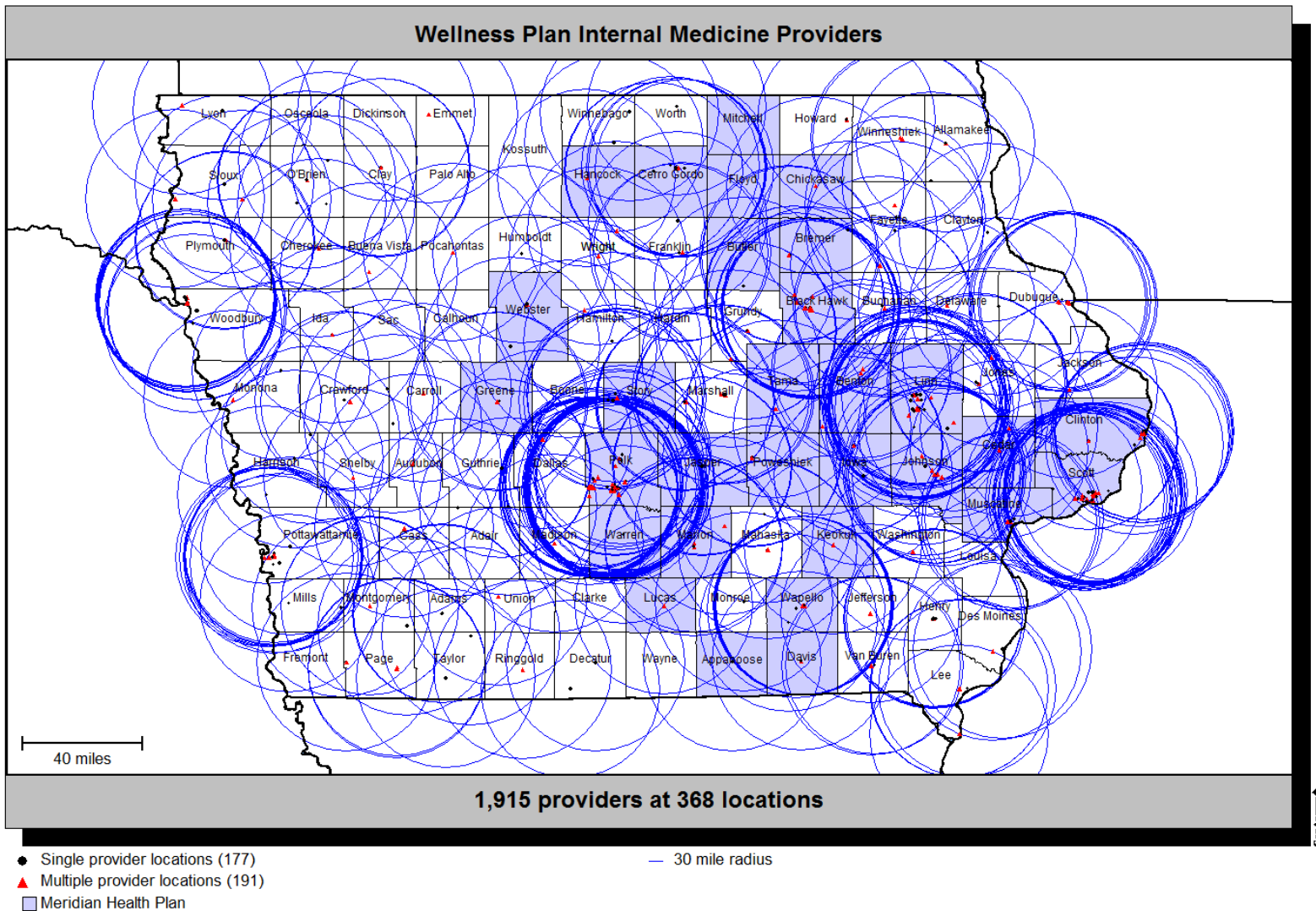


## Provider locations



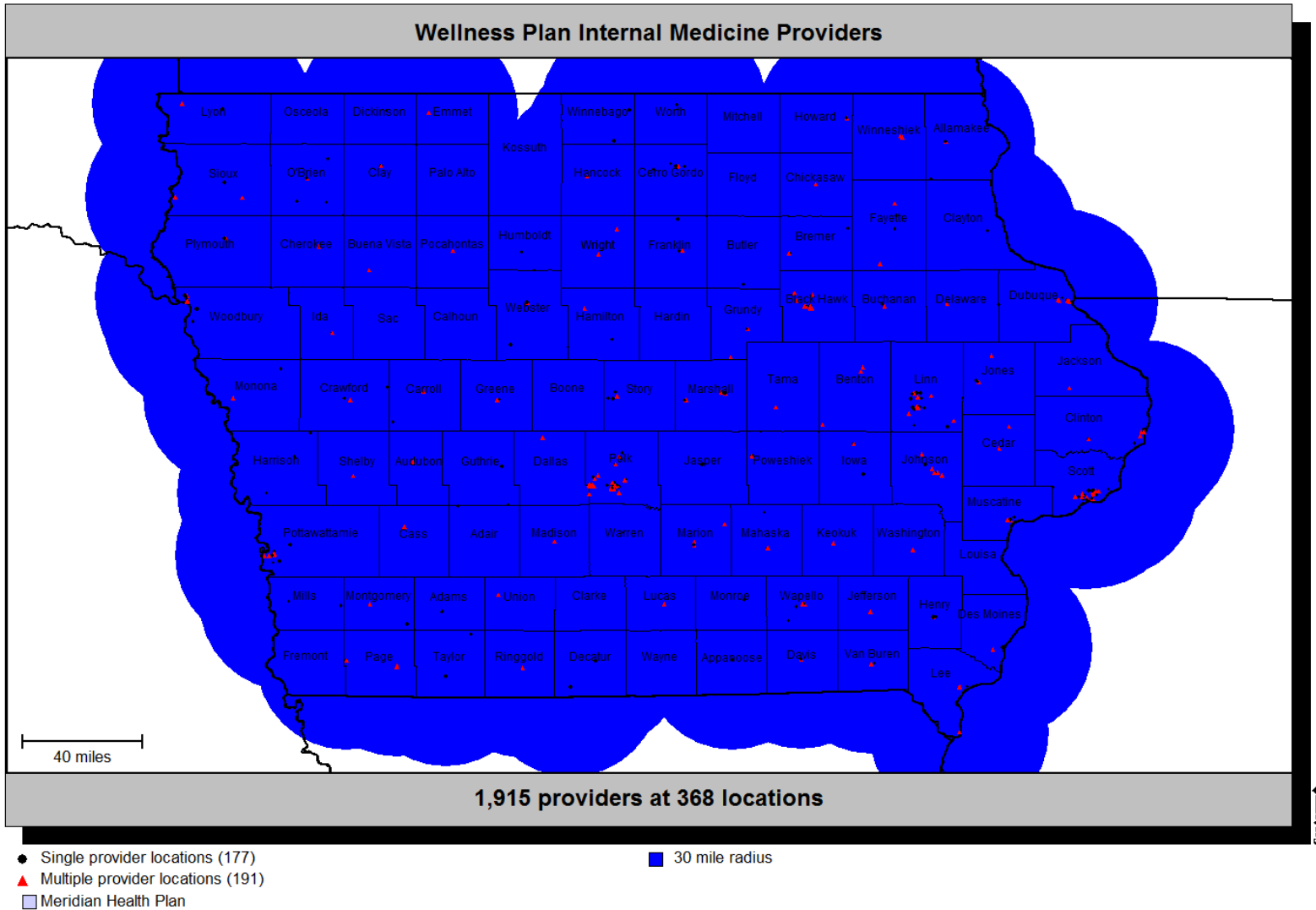


## Provider locations with 30-mile radius

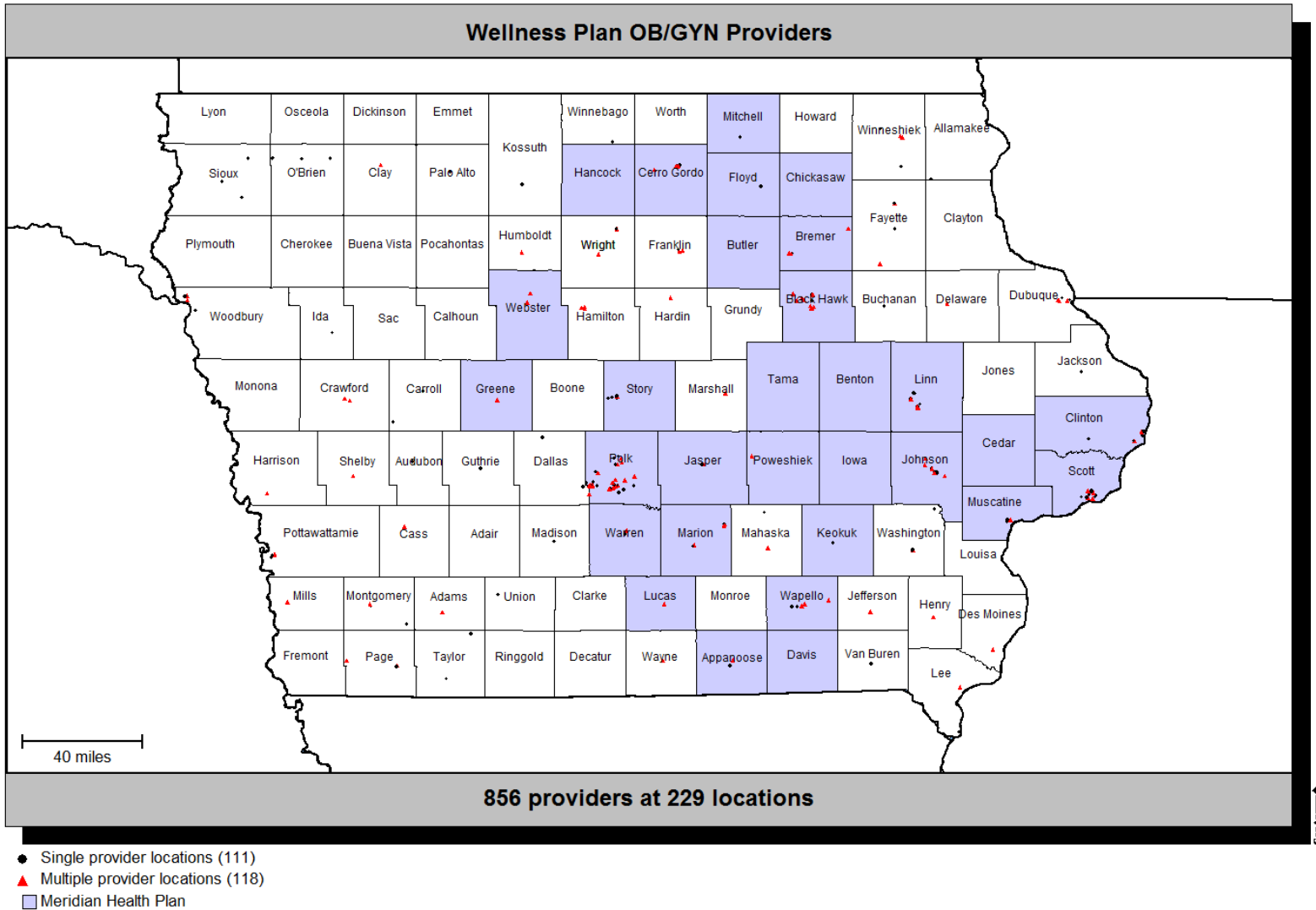




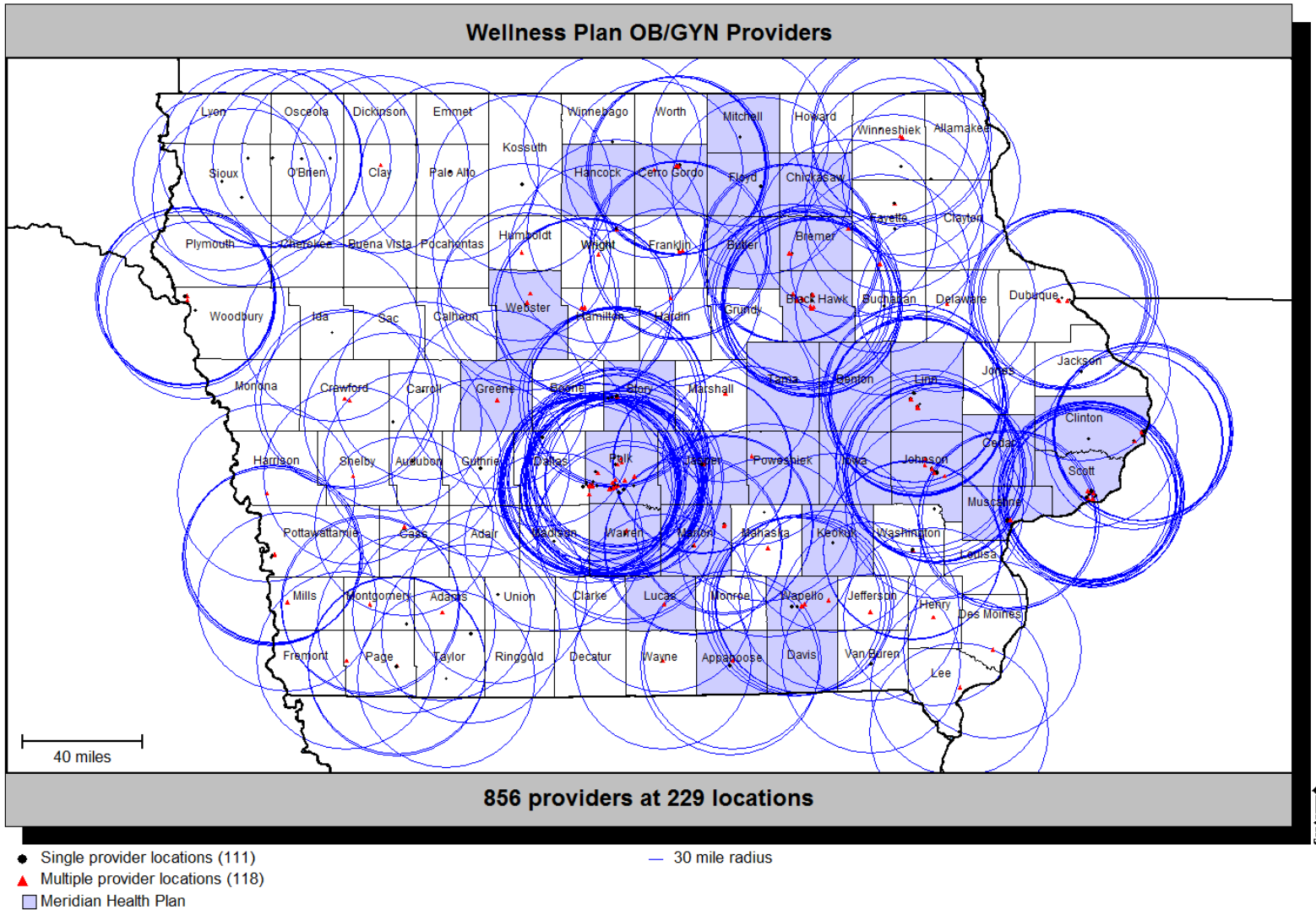
## Provider coverage/penetration



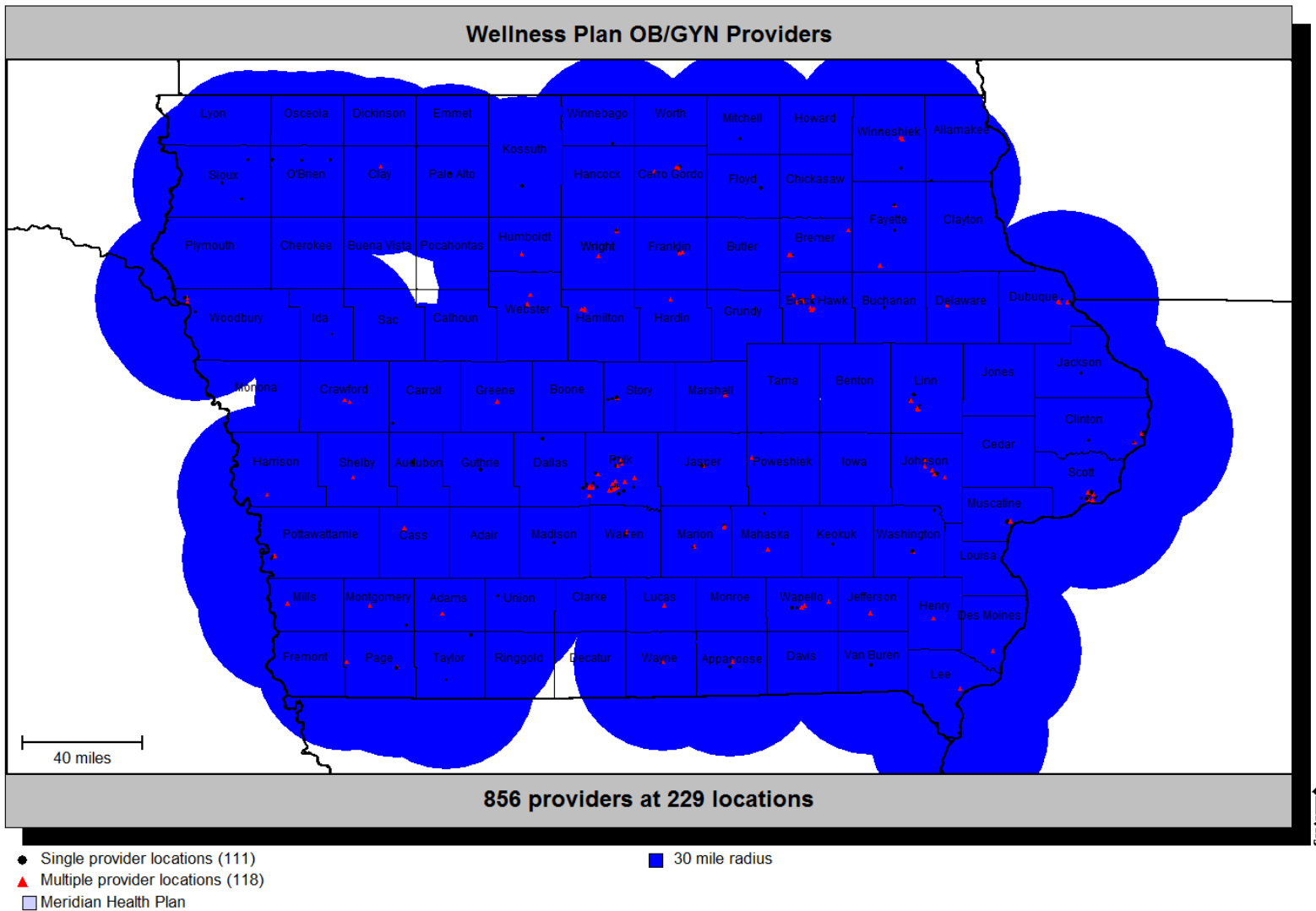
## Provider locations



## Provider locations with 30-mile radius



## Provider coverage/penetration



# Market Place Choice Wrap Payments

1st Quarter FY 2014 (1/1/14-3/31/14)

Provider Number	Provider Type	Provider Name	Wrap Payment Amount
0488296	FQHC	United Community Health Center	\$ 218.00
0198614	RHC	Primary Health Care	\$ 3,290.79
0630008	RHC	Regional Family Health- Edgewood	\$ 255.34
0630006	RHC	Regional Family Health- Hopkinton	\$ 90.94
0630007	RHC	Regional Family Health- Manchester	\$ 696.45
0400632	FQHC	Crescent Community Health Center	\$ 3,871.18
0490383	FQHC	Community Health Center of Fort Dodge	\$ 4,592.09
0107860	RHC	TriMark Physicians Group	\$ 11.92
0634824	RHC	Franklin Medical Center	\$ 199.64
0278374	FQHC	Community Health Centers of Southeastern Iowa	\$ 681.21
0080200	FQHC	Community Health Care, Inc	\$ 1,203.77
0076372	FQHC	Peoples Community Health Clinic	\$ 2,273.73
0092080	FQHC	Siouxland Community Health Center	\$ 884.69
0638270	RHC	Redfield Medical Clinic	\$ 144.36
			<u>\$ 18,414.11</u>

2nd Quarter FY 2014 (4/1/14-6/30/14)

Provider Number	Provider Type	Provider Name	Wrap Payment Amount
0634824	RHC	Franklin Medical Center- Hampton	\$ 224.57
0634832	RHC	Franklin Medical Center- Latimer	\$ 124.03
0638940	RHC	Iowa Health Physicians	\$ 104.35
0400632	FQHC	Crescent Community Health Center	\$ 6,864.51
0198614	FQHC	Primary Health Care	\$ 13,134.56
0278374	FQHC	Community Health Centers if Southeastern Iowa	\$ 2,434.14
0630008	RHC	Regional Family Health- Edgewood	\$ 538.70
0630006	RHC	Regional Family Health- Hopkinton	\$ 281.44
0630007	RHC	Regional Family Health- Manchester	\$ 5,292.96
0405169	RHC	Regional Family Health- Winthrop	\$ 127.94
0080200	FQHC	Community Health Care	\$ 7,574.91
0488296	FQHC	United Community Health Center	\$ 1,283.09
0076372	FQHC	Peoples Community Health Clinic	\$ 11,550.89
0638270	RHC	Redfield Medical Clinic	\$ 427.98
0092080	FQHC	Siouxland Community Health Center	\$ 5,582.75
0635045	RHC	Floyd Co Area Family Practice Center	\$ 77.99

\$ 55,624.81
--------------

### 3rd Quarter FY 2014 (7/1/14-9/30/14)

Provider Number	Provider Type	Provider Name	Wrap Payment Amount
0198614	FQHC	Primary Health Care	\$ 19,945.26
0400632	FQHC	Crescent Community Health Center	\$ 7,595.85
0634824	RHC	Franklin Medical Center- Hampton	\$ 247.27
0634832	RHC	Franklin Medical Center- Latimer	\$ 56.54
0278374	FQHC	Community Health Centers of Southeastern Iowa	\$ 756.58
0630007	RHC	Regional Family Health-Manchester	\$ 3,804.81
0630008	RHC	Regional Family Health-Edgewood	\$ 228.30
0630009	RHC	Regional Family Health-Strawberry Point	\$ 82.38
0405169	RHC	Regional Family Health-Winthrop	\$ 124.78
0634105	RHC	Madison Co Memorial Hosp RHC	\$ 435.22
0638940	RHC	Iowa Health Physicians	\$ 208.66
0488296	FQHC	United Community Health Center	\$ 313.47
0638270	RHC	Redfield Medical Clinic	\$ 241.92
0076372	FQHC	Peoples Community Health Clinic	\$ 2,245.85
0092080	FQHC	Siouxland Community Health Center	\$ 4,177.57
0635045	RHC	Floyd Co Area Family Practice Center	\$ 439.51
			<u>\$ 40,903.97</u>

### 4th Quarter FY 2014 (10/1/14-12/31/14)

Provider Number	Provider Type	Provider Name	Wrap Payment Amount
0400632	FQHC	Crescent Community Health Center	\$ 6,728.20
0634105	RHC	Health Trust Physicians	\$ 1,521.28
0630007	RHC	Regional Health- Manchester	\$ 2,230.51
0630009	RHC	Regional Health- Strawberry Point	\$ 56.44
0630008	RHC	Regional Health- Edgewood	\$ 201.42
0630006	RHC	Regional Health- Hopkinton	\$ 100.71
0488296	FQHC	United Community Health Center	\$ 449.72
0638270	RHC	Redfield Medical Clinic	\$ 377.78
0634931	RHC	Earlham Medical Clinic	\$ 99.27
0634824	RHC	Franklin Medical Center- Hampton	\$ 169.93
0634832	RHC	Franklin Medical Center- Latimer	\$ 134.48
0076372	FQHC	Peoples Community Health Clinic	\$ 4,605.99
0080200	FQHC	Community Health Care, Inc.	\$ 10,713.92
0198614	FQHC	Primary Health Care Inc.	\$ 21,895.38

0638940	RHC	Unity Point- Family Medicine	\$ -
0092080	FQHC	Siouxland Community Health Center	\$ 3,383.23
0635045	RHC	Floyd Co Area Family Practice Center	\$ 537.79
			<u>\$ 53,206.05</u>

### 1st Quarter FY 2015 (1/1/15-3/31/15)

Provider Number	Provider Type	Provider Name	Wrap Payment Amount
0630007	RHC	Regional Family Hlth-Manchester	\$ 1,627.19
0405169	RHC	Regional Family Hlth-Winthrop	\$ 275.16
0630009	RHC	Regional Family Hlth-Strawberry Pt	\$ 240.67
0630006	RHC	Regional Family Hlth-Hopkinton	\$ 128.29
0198614	FQHC	Primary Health Care, Inc-S.S.	\$ 19,292.18
0634105	RHC	Madison County Memorial Hospital RHC	\$ 167.74
0638312	RHC	Family Medicine Clinic, PC	\$ 841.62
0080200	FQHC	Community Health Care, Inc	\$ 6,174.23
0634824	RHC	Franklin Medical Center-Hampton	\$ 156.52
0092080	FQHC	Siouxland Community Health Ctr	\$ 4,844.71
0638270	RHC	Redfield Medical Clinic	\$ 660.43
0400632	FQHC	Crescent Community Health Center	\$ 5,604.01
0278374	FQHC	Community Hlth Ctrs of Southeastern IA, Inc	\$ 1,936.62
0635045	RHC	Floyd Co Area Family Practice Center	\$ 264.04
0076372	FQHC	People's Community Health Clinic	\$ 10,457.81
			<u>\$ 52,671.22</u>

### 2nd Quarter FY 2015 (4/1/15-6/30/15)

Provider Number	Provider Type	Provider Name	Wrap Payment Amount
0405169	RHC	Regional Family Health - Winthrop	\$ 137.58
0630007	RHC	Regional Family Health - Manchester	\$ 751.32
0198614	FQHC	Primary Health Care, Inc.	\$ 15,712.07
0634824	RHC	Franklin Medical Center-Hampton	\$ -
0634832	RHC	Franklin Medical Center-Latimer	\$ 43.16
0080200	FQHC	Community Health Care, Inc	\$ 4,487.57
0638270	RHC	Redfield Medical Clinic	\$ 373.49
0400632	FQHC	Crescent Community Health Cntr	\$ 6,229.64
0638312	RHC	Family Medicine Clinic, PC RHC	\$ 335.47
0092080	FQHC	Siouxland Community Health Ctr	\$ 3,895.01
0634857	RHC	Fam. Practice Clinic - Emmetsburg	\$ 704.47
0634725	RHC	Graettinger Medical Clinic	\$ 185.37

0634840      RHC      West Bend Medical Clinic

\$ 168.12  
\$ 33,023.27

## HMO Wrap Payments

**2nd Quarter FY 2014 (4/1/14-6/30/14)**

Provider Number	Provider Type	Provider Name	Wrap Payment Amount
0638940	RHC	Iowa Health Physicians	14,447.80
0462887	FQHC	Community Health Centers of Southern Iowa	56,093.15
0400632	FQHC	Crescent Community Health Center	357.21
0634923	RHC	Frankline Medical Center- Dumont	122.18
0634824	RHC	Frankline Medical Center- Hampton	92.42
0634105	RHC	Madison County Memorial Hospital RHC	823.11
0634931	RHC	Earlham Medical Clinic	110.12
0638825	RHC	Gundersen Clinic- Postville	121.28
0638817	RHC	Gundersen Clinic- West Union	13,578.63
0638270	RHC	Redfield Medical Clinic	1,036.91
0198614	FQHC	Primary Health Care	65,827.62
0221172	FQHC	Linn Community Care	86,419.27
0080200	FQHC	Community Health Care Inc.	145,803.32
0076372	FQHC	Peoples Community Health Clinic	49,803.36
0221176	FQHC	River Hills Community Health Center	176,709.67
0635045	RHC	Floyd Co Area Family Practice Center	525.64
			<u>611,871.69</u>

**3rd Quarter FY 2014 (7/1/14-9/30/14)**

Provider Number	Provider Type	Provider Name	Wrap Payment Amount
0462887	FQHC	Comm Health Centers of Southern Iowa	106,821.24
0634931	RHC	Earlham Medical Clinic	330.36
0634105	RHC	Madison Co Memorial Hosp RHC	545.99
0638940	RHC	Iowa Health Physicians	14,967.68
0198614	FQHC	Primary Health Care	67,832.59
0080200	FQHC	Community Health Care Inc.	125,277.22
0400632	FQHC	Crescent Community Health Center	133.04
0634824	RHC	Franklin Medical Center- Hampton	226.68
0634832	RHC	Franklin Medical Center- Latimer	65.69



0634923	RHC	Franklin Medical Center- Dumont	217.86
0638270	RHC	Redfield Medical Clinic	1,120.77
0076372	FQHC	Peoples Community Health Clinic	46,254.95
0630009	RHC	Regional Family Health- Strawberry Point	2,114.32
0630007	RHC	Regional Family Health- Manchester	9,457.87
0405169	RHC	Regional Family Health- Winthrop	2,840.98
0201172	FQHC	Linn Community Care	47,199.22
0092080	FQHC	Siouxland Community Health Center	12,619.96
0221176	FQHC	River Hills Community Health Center	214,092.67
0635045	RHC	Floyd Co Area Family Practice Center	1,755.97
			<u>653,875.06</u>

#### 4th Quarter FY 2014 (10/1/14-12/31/14)

Provider Number	Provider Type	Provider Name	Wrap Payment Amount
0634105	RHC	Health Trust Physicians	479.08
0630007	RHC	Regional Health- Manchester	29,771.71
0630009	RHC	Regional Health- Strawberry Point	5,204.04
0630008	RHC	Regional Health- Edgewood	483.18
0405169	RHC	Regional Health- Winthrop	8,149.05
0634931	RHC	Earlham Medical Clinic	717.84
0638270	RHC	Redfield Medical Clinic	1,121.40
0634824	RHC	Franklin Medical Center- Hampton	863.92
0634923	RHC	Franklin Medical Center- Dumont	275.01
0462887	FQHC	Community Health Centers of Southern Iowa	98,404.58
0400632	FQHC	Crescent Community Health Center	157.97
0076372	FQHC	Peoples Community Health Clinic	42,253.99
0638940	RHC	Unity Point- Family Medicine	23,274.75
0092080	FQHC	Siouxland Community Health Center	29,942.00
0198614	FQHC	Primary Health Care Inc.	115,046.05
0201172	FQHC	Linn Community Care/Eastern Iowa Health Center	108,979.19
0201176	FQHC	River Hills Comm Health Center	529,037.69
0635045	RHC	Floyd Co Area Family Practice Center	2,410.83
			<u>996,572.28</u>

#### 1st Quarter FY 2015 (1/1/15-3/31/15)

Provider Number	Provider Type	Provider Name	Wrap Payment Amount
0630009	RHC	Regional Family Hlth-Strawberry Pt	1,724.26
0630007	RHC	Regional Family Hlth-Manchester	27,189.73

0405169	RHC	Regional Family Hlth-Winthrop	6,994.03
0630008	RHC	Regional Family Hlth-Edgewood	137.49
0630006	RHC	Regional Family Hlth-Hopkinton	1,347.94
0198614	FQHC	Primary Health Care, Inc-S.S.	113,403.44
0634105	RHC	Madison County Memorial Hospital RHC	594.41
0634931	RHC	Earlham Medical Clinic	311.41
0634824	RHC	Franklin Medical Center-Hampton	797.09
0634923	RHC	Franklin Medical Center-Dumont	331.06
0080200	FQHC	Community Health Care, Inc	140,142.23
0092080	FQHC	Siouxland Community Health Ctr	43,434.07
0638270	RHC	Redfield Medical Clinic	1,320.50
0685156	RHC	Myrtue Medical Center Avoca Clinic	26.27
0685131	RHC	Myrtue Medical Center Shelby Clinic	86.56
0685149	RHC	Myrtue Medical Center GE Larson Elk Horn Clinic	217.04
0685099	RHC	Myrtue Medical Center Harlan Clinic	1,059.50
0635011	RHC	Clarion Clinic	6,729.07
0638312	RHC	Family Medicine Clinic PC	102.88
0462887	FQHC	Community Health Centers of Southern	47,983.69
0278374	FQHC	Community Hlth Ctrs of Southeastern IA, Inc	14,492.76
0635045	RHC	Floyd Co Area Family Practice Center	2,615.13
0221176	FQHC	River Hills Community Health Center	174,367.01
0076372	FQHC	People's Community Health Clinic	72,585.74
0638189	RHC	Gundersen Lutheran Clinic	5,384.58
0638825	RHC	Miller-Gundersen Clinic	1,100.00
0638924	RHC	Gundersen Lutheran Lansing Clinic	180.14
0638817	RHC	Gundersen Clinic - West Union	25,191.88
0201172	FQHC	Eastern Iowa Health Center	22,419.73
			<u>712,269.64</u>

## 2nd Quarter FY 2015 (4/1/15-6/30/15)

Provider Number	Provider Type	Provider Name	Wrap Payment Amount
0221176	FQHC	River Hills Community Health Cntr	210,724.85
0634824	RHC	Franklin Medical Center-Hampton	608.99
0634923	RHC	Franklin Medical Center-Dumont	309.31
0080200	FQHC	Community Health Care, Inc	117,629.09
0638270	RHC	Redfield Medical Clinic	1,317.83
0685099	RHC	Myrtue Med Cntr Harlan Clinic	256.83
0685149	RHC	Myrtue Med Cntr GE Larson Elk Horn	236.16
0400632	FQHC	Crescent Community Health Cntr	476.16
0638817	RHC	Gundersen Clinic- West Union	10,756.43
0638189	RHC	Gundersen Lutheran Clinic	1,590.49
0638825	RHC	Miller-Gundersen Clinic	152.81

0462887	FQHC	Comm Hlth Cntrs of Southern IA	53,920.95
0198614	FQHC	Primary Health Care, Inc-SS	125,216.86
0201172	FQHC	Eastern Iowa Health Center	26,365.91
0630009	RHC	Regional Fam Hlth-Strawberry Pt	1,791.85
0405169	RHC	Regional Fam Hlth-Winthrop	6,363.26
0630006	RHC	Regional Fam Hlth-Hopkinton	307.53
0630007	RHC	Regional Fam Hlth-Manchester	18,658.09
0638312	RHC	Family Medicine Clinic, PC RHC	1,331.26
0092080	FQHC	Siouxland Community Health Ctr	53,296.07
0635011	RHC	Clarion Clinic	4,070.11
0634857	RHC	Fam. Practice Clinic - Emmetsburg	235.71
			<u>635,616.55</u>

## Delta Dental Wrap Payments

### 2nd Quarter FY 2014 (4/1/14-6/30/14)

Provider Number	Provider Type	Provider Name	Wrap Payment Amount
0488296	FQHC	United Community Health Center	1,373.13
0400632	FQHC	Crescent Community Health Center	14,340.80
0198614	FQHC	Primary Health Care	15,950.73
0080200	FQHC	Community Health Care, Inc.	1,594.76
0278374	FQHC	Community Health Centers of Southeastern Iowa	3,379.25
0076372	FQHC	Peoples Community Health Clinic	12,223.57
0092080	FQHC	Siouxland Community Health Center	21,810.78
0221176	FQHC	River Hills Community Health Center	18,930.62
			<u>89,603.64</u>

### 3rd Quarter FY 2014 (7/1/14-9/30/14)

Provider Number	Provider Type	Provider Name	Wrap Payment Amount
0400632	FQHC	Crescent Community Health Center	37,060.53
0278374	FQHC	Community Health Centers of Southeastern Iowa	1,782.40
0198614	FQHC	Primary Health Care	37,246.55
0212789	Indian	Meskwaki Tribal Health Center	6,639.46
0076372	FQHC	Peoples Community Health Clinic	17,726.57
0488296	FQHC	United Community Health Center	847.80
0080200	FQHC	Community Health Care Inc.	23,926.02

0092080	FQHC	Siouxland Community Health Center	32,597.07
0221176	FQHC	River Hills Comm Health Center	32,183.78
			<u>190,010.18</u>

#### **4th Quarter FY 2014 (10/1/14-12/31/14)**

<b>Provider Number</b>	<b>Provider Type</b>	<b>Provider Name</b>	<b>Wrap Payment Amount</b>
0212789	Indian	Meskwaki Tribal Health Center	9,082.18
0400632	FQHC	Crescent Community Health Center	34,210.74
0488296	FQHC	United Community Health Center	321.03
0076372	FQHC	Peoples Community Health Clinic	15,502.99
0080200	FQHC	Community Health Care, Inc.	29,288.17
0198614	FQHC	Primary Health Care Inc.	45,889.06
0092080	FQHC	Siouxland Community Health Center	28,342.39
0221176	FQHC	River Hills Community Health Center	23,023.69
			<u>185,660.25</u>

#### **1st Quarter FY 2015 (1/1/15-3/31/15)**

<b>Provider Number</b>	<b>Provider Type</b>	<b>Provider Name</b>	<b>Wrap Payment Amount</b>
0198614	FQHC	Primary Health Care, Inc-S.S.	63,228.06
0080200	FQHC	Community Health Care, Inc	26,404.72
0092080	FQHC	Siouxland Community Health Ctr	34,358.04
0400632	FQHC	Crescent Community Health Center	41,642.92
0221176	FQHC	River Hills Community Health Center	50,294.25
0076372	FQHC	People's Community Health Clinic	32,445.35
			<u>248,373.34</u>

#### **2nd Quarter FY 2015 (4/1/15-6/30/15)**

<b>Provider Number</b>	<b>Provider Type</b>	<b>Provider Name</b>	<b>Wrap Payment Amount</b>
0221176	FQHC	River Hills Community Health Cntr	41,497.72
0212789	Indian	Meskwaki Tribal Health Center	4,486.75
0198614	FQHC	Primary Health Care, Inc.	63,022.62
0080200	FQHC	Community Health Care, Inc	20,109.43
0400632	FQHC	Crescent Community Health Cntr	58,397.70
0092080	FQHC	Siouxland Community Health Ctr	46,771.59

---

---

234,285.81

**IOWA WELLNESS PLAN - 3rd QUARTER 2015****Iowa Wellness Plan Members****EXCEPTION TO POLICY REQUESTS**

MONTH	CATEGORY	STATUS	COUNT
July	Non-Covered Service	Denied	3
		Withdrawn	3
	Pharmacy	Denied	6
		Withdrawn	1
	Lock-in	Withdrawn	1
August	Non-Covered Service	Medically Exempt	1
		Approved	1
		Denied	6
		Withdrawn	4
	Pending	1	
Pharmacy	Approved	1	
	Denied	5	
	Pending	1	
September	Non-Covered Service	Denied	1
		Pending	5
	Pharmacy	Denied	10
		Pending	5
	TOTAL EXCEPTIONS		

---

**MEMBER APPEALS (Pending)**

<b>MONTH</b>	<b>CATEGORY</b>	<b>COUNT</b>
July	Claim	4
	Pharmacy	4

August	Lock-in	2
	Pharmacy	3
	Claim	2
September	Lock-in	3
	Pharmacy	4
	Claim	3
	Lock-in	8
<b>TOTAL APPEALS</b>		<b>33</b>

## Iowa Wellness Plan Member Months - 3rd Quarter 2015

### Managed Care/Patient Manager

Member Counts											
Elig End Date											
		1/31/2015	2/28/2015	3/31/2015	4/30/2015	5/31/2015	6/30/2015	7/31/2015	8/31/2015	9/30/2015	Grand Total
Elig Start Date	1/1/2015	4102	5003	4614	2698	2684	2775	2670	2770	29208	56524
	2/1/2015		332	425	188	241	192	180	196	3478	5232
	3/1/2015			476	297	282	200	186	201	4984	6626
	4/1/2015				391	341	205	232	214	6261	7644
	5/1/2015					457	269	257	234	5932	7149
	6/1/2015						430	287	299	5646	6662
	7/1/2015							359	263	4656	5278
	8/1/2015								403	5532	5935
	9/1/2015									6311	6311
	Grand Total	4102	5335	5515	3574	4005	4071	4171	4580	72008	107361

Member Months											
Elig End Date											
		1/31/2015	2/28/2015	3/31/2015	4/30/2015	5/31/2015	6/30/2015	7/31/2015	8/31/2015	9/30/2015	Grand Total
Elig Start Date	1/1/2015	4102	10006	13842	10792	13420	16650	18690	22160	262872	372534
	2/1/2015		332	850	564	964	960	1080	1372	27824	33946
	3/1/2015			476	594	846	800	930	1206	34888	39740
	4/1/2015				391	682	615	928	1070	37566	41252
	5/1/2015					457	538	771	936	29660	32362
	6/1/2015						430	574	897	22584	24485
	7/1/2015							359	526	13968	14853
	8/1/2015								403	11064	11467
	9/1/2015									6311	6311
	Grand Total	4102	10338	15168	12341	16369	19993	23332	28570	446737	576950

### Medically Exempt

Member Counts											
Elig End Date											
		1/31/2015	2/28/2015	3/31/2015	4/30/2015	5/31/2015	6/30/2015	7/31/2015	8/31/2015	9/30/2015	Grand Total
Elig Start Date	1/1/2015	516	565	390	347	297	288	298	299	6796	9796
	2/1/2015		29	19	12	12	16	23	24	357	492
	3/1/2015			43	30	20	21	26	33	553	726
	4/1/2015				120	98	89	94	115	1376	1892
	5/1/2015					50	47	35	40	1079	1251
	6/1/2015						65	53	68	1412	1598
	7/1/2015							45	56	1250	1351
	8/1/2015								70	1460	1530
	9/1/2015									1812	1812
	Grand Total	516	594	452	509	477	526	574	705	16095	20448



Member Months											
Elig End Date											
		1/31/2015	2/28/2015	3/31/2015	4/30/2015	5/31/2015	6/30/2015	7/31/2015	8/31/2015	9/30/2015	Grand Total
Elig Start Date	1/1/2015	516	1130	1170	1388	1485	1728	2086	2392	61164	73059
	2/1/2015		29	38	36	48	80	138	168	2856	3393
	3/1/2015			43	60	60	84	130	198	3871	4446
	4/1/2015				120	196	267	376	575	8256	9790
	5/1/2015					50	94	105	160	5395	5804
	6/1/2015						65	106	204	5648	6023
	7/1/2015							45	112	3750	3907
	8/1/2015								70	2920	2990
	9/1/2015									1812	1812
	Grand Total	516	1159	1251	1604	1839	2318	2986	3879	95672	111224

## Fee-for-service

Member Counts											
Elig End Date											
		1/31/2015	2/28/2015	3/31/2015	4/30/2015	5/31/2015	6/30/2015	7/31/2015	8/31/2015	9/30/2015	Grand Total
Elig Start Date	1/1/2015	7422	7446	3562	1606	914	589	610	616	5375	28140
	2/1/2015		1101	3108	332	105	156	22	20	344	5188
	3/1/2015			3367	4561	199	106	170	21	658	9082
	4/1/2015				1771	2535	273	111	221	313	5224
	5/1/2015					4068	2258	212	94	1155	7787
	6/1/2015						2793	2096	172	1396	6457
	7/1/2015							3853	2206	1152	7211
	8/1/2015								3423	3582	7005
	9/1/2015									7798	7798
	Grand Total	7422	8547	10037	8270	7821	6175	7074	6773	21773	83892

Member Months											
Elig End Date											
		1/31/2015	2/28/2015	3/31/2015	4/30/2015	5/31/2015	6/30/2015	7/31/2015	8/31/2015	9/30/2015	Grand Total
Elig Start Date	1/1/2015	7422	14892	10686	6424	4570	3534	4270	4928	48375	105101
	2/1/2015		1101	6216	996	420	780	132	140	2752	12537
	3/1/2015			3367	9122	597	424	850	126	4606	19092
	4/1/2015				1771	5070	819	444	1105	1878	11087
	5/1/2015					4068	4516	636	376	5775	15371
	6/1/2015						2793	4192	516	5584	13085
	7/1/2015							3853	4412	3456	11721
	8/1/2015								3423	7164	10587
	9/1/2015									7798	7798
	Grand Total	7422	15993	20269	18313	14725	12866	14377	15026	87388	206379

## Iowa Dental Wellness Plan Report – 3rd Qtr. 2015

Operations	<ul style="list-style-type: none"> <li>• Activities/Results               <ul style="list-style-type: none"> <li>○ Customer Service calls received for quarter: 15,121</li> <li>○ 514,440 dental services provided to 59,549 unique members</li> <li>○ Completed Risk Assessments to date: 27,889 members</li> <li>○ 19 local Public Health Agencies are providing outreach and referral services to DWP members and working with community providers to increase awareness</li> </ul> </li> <li>• Claims               <ul style="list-style-type: none"> <li>○ Processing Time (average): 8.75 days</li> <li>○ Payment for Claims: \$8,826,051.35</li> </ul> </li> <li>• Complaints/Appeals               <ul style="list-style-type: none"> <li>○ 41 complaints, 40 resolved</li> <li>○ 4 appeals, 4 resolved</li> <li>○ No reports from members on not receiving timely services</li> </ul> </li> <li>• Network               <ul style="list-style-type: none"> <li>○ Number of dentist providing services 7/1- 9/30, 2015: 715</li> <li>○ 642 General Dentists</li> <li>○ 51 Oral Surgeons</li> <li>○ 6 Periodontists</li> <li>○ 4 Pedodontists</li> <li>○ 2 Endodontists</li> <li>○ 10 Prosthodontists</li> </ul> </li> </ul>
DWP Benefit Design and Related Data	<ul style="list-style-type: none"> <li>• To date members that have received services               <ul style="list-style-type: none"> <li>○ 96.9% received a Diagnosis and Prevention Service</li> <li>○ 43.4% received a Stabilization Service</li> <li>○ 32.5% received an Emergent Service</li> </ul> </li> <li>• Earned Benefits               <ul style="list-style-type: none"> <li>○ 28% of members are eligible for the enhanced tier</li> </ul> </li> </ul>

<b>Premium Monitoring Report - 3rd Qtr 2015*</b>							
	<b>July</b>			<b>August</b>			<b>September</b>
	IWP	MPC		IWP	MPC		IWP MPC
Members required to pay premiums	9,574	8,530		9,709	8,618		10,020 8,810
Members who completed Healthy Behaviors (premiums waived)	5,121	3,943		5,074	3,909		5,048 3,890
Members who completed one or more Healthy Behaviors during 31-day grace period	37	43		8	13		15 21
Members who declared hardship (premiums waived)	686	824		689	876		760 909
American Indian/Alaskan Natives (exempt)	530	113		537	118		547 119
Medically Frail (exempt)	2,402	1,974		2,484	2,014		2,564 2,042
Members in the Health Insurance Premium Payment Program (exempt)	45	102		44	106		46 111
Members ineligible for IHAWP - churn (exempt)	22	18		25	13		23 14
Other exemptions - deceased members	2	0		3	0		1 0
<i>*Values represent monthly enrollment totals at a point in time</i>							



## Iowa Health and Wellness Plan Report Friday, September 25, 2015

### Overall Program Enrollment: September 25, 2015

Program	Enrollment
Iowa Wellness Plan	106,962
Iowa Marketplace Choice Plan	36,104
<b>Overall Iowa Health and Wellness Plan</b>	<b>143,066</b>

### Medically Exempt: September 25, 2015

Member Surveys	Provider Referrals	Total Made Exempt*	Total Actively Exempt
8,042	20,521 (Magellan referrals included)	<b>28,563</b>	<b>19,092</b>

\*Only those surveys and referrals that resulted in an approved medically exempt change are reported.

### Healthy Behaviors Activity Report: September 25, 2015

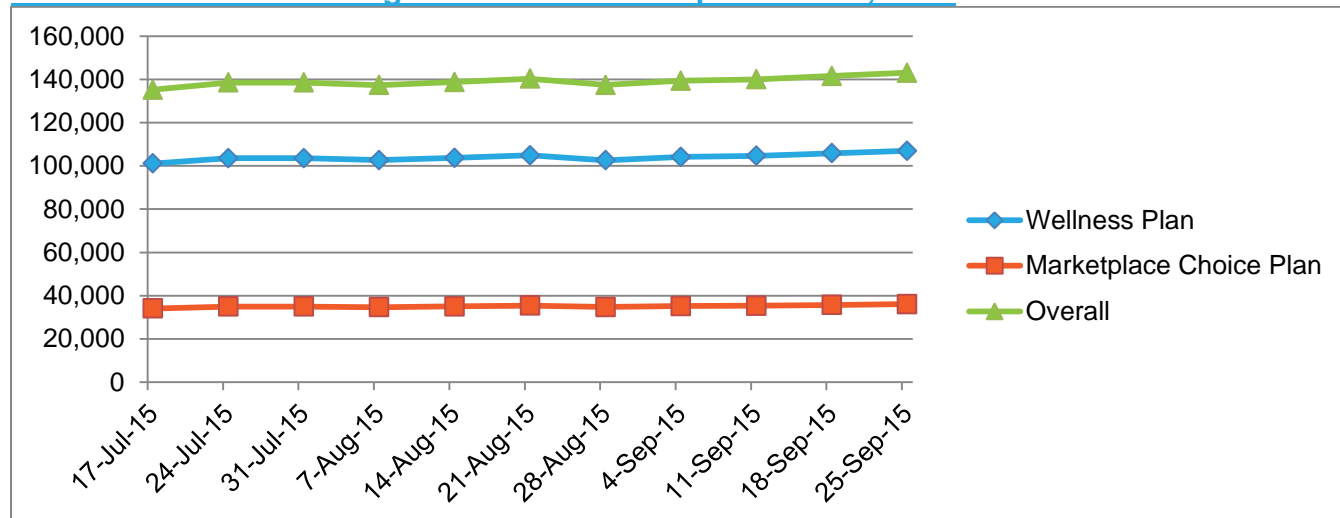
Activity	2014	2015
Health Risk Assessments		
• Assess My Health Surveys	<b>22,934</b>	<b>14,319</b>
• CoOpportunity	865	-
• Coventry	308	157
• Meridian	4,693	-
<b>Total</b>	<b>28,800</b>	<b>14,476</b>
Wellness Exams	35,490	37,408
• Physical exam and dental exam included in 2015	<b>35,490</b>	<b>37,408</b>
<b>Total</b>		
Dental Wellness Plan Oral Risk Assessments	<b>29,766</b> (includes 2014 and 2015)	

**2015: 8,687 Members Have Completed Both Activities**

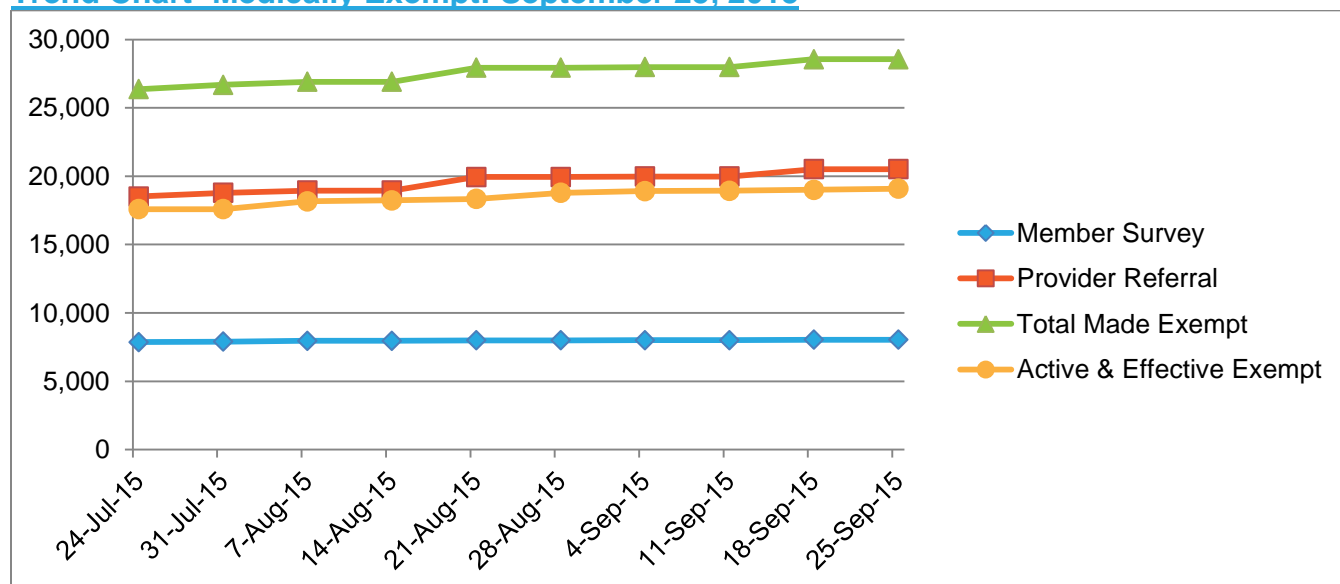
*\*Includes addition of dental exam in Wellness Exam*

**2014: 18,392 Members Have Completed Both Activities**

**Trend Chart- Overall Program Enrollment: September 25, 2015**



**Trend Chart- Medically Exempt: September 25, 2015**



**Trend Chart- Healthy Behaviors Activity Report: September 25, 2015**

